



2023

MEDIA GUIDE

OUR 104TH SEASON



IN LOVING

MEMORY

ANDREW MCKENNA

1929-2023



STAFF

Table of Contents.....	1
Board of Directors.....	2
Staff Directory.....	3-5
Chairman George H. McCaskey.....	6
President & CEO Ted Phillips.....	7
General Manager Ryan Poles.....	8
Assistant General Manager Ian Cunningham.....	9
Coaching Staff.....	10-32
Eberflus, Matt.....	10-11
Williams, Alan.....	12
Getsy, Luke.....	13
Hightower, Richard.....	14-15
Borgonzi, Dave.....	16
Curtis, Andre.....	17
Dray, Jim.....	18
Hinds, Justin.....	19
Janocko, Andrew.....	20
King, Austin.....	21
Morgan, Chris.....	22
Overstreet II, David.....	23
Polk, Carlos.....	24
Rowe, James.....	25
Smith, Travis.....	26
Tolbert, Tyke.....	27
Walker, David.....	28
Williams, Ronell.....	29
Young, Omar.....	30
Zetts, Tim.....	31
Strength Staff.....	32
Personnel Staff.....	33-37
Jeff King.....	33
Trey Koziol.....	33
Harrison Freid.....	33
Mike Wiley Jr.....	34
Matt Feinstein.....	34
Mike Santarelli.....	35
Brent Salazar.....	35
Blair Hitchcock.....	36
Andre Tucker.....	36
Coaching Administration.....	37
Bears Team Physicians.....	37
Office Staff.....	38-49
The Virginia Award.....	50

PLAYERS

Adams, Matthew.....	52
Alufohai, Auzoyah.....	53
Blackson, Angelo.....	54-55
Blasingame, Khari.....	56
Borom, Larry.....	57
Coleman, Shon.....	58
Cruikshank, Dane.....	59-60
Davenport, Julien.....	61
Dawkins, Noah.....	62
Dozier, Dakota.....	63-64
Edwards Jr., Mario.....	65
Evans, Darrynton.....	66-67
Fields, Justin.....	68-69
Gipson, Trevis.....	70
Griffin, Ryan.....	71-73
Harry, NKeal.....	74-75
Herbert, Khalil.....	76
Houston-Carson, DeAndre.....	77-78
Jackson, Eddie.....	79-80

Jackson, Lamar.....	81
Jenkins, Teven.....	82
Johnson, Caleb.....	83
Johnson, Jaylon.....	84-85
Jones, Justin.....	86-87
Kamara, Sam.....	88
Keyes, BoPete.....	89
Kmet, Cole.....	90-91
Montgomery, David.....	92-93
Mooney, Darnell.....	94-95
Moore, David.....	96-97
Morrow, Nicholas.....	98-99
Muhammad, Al-Quadin.....	100-101
Mustipher, Sam.....	102
O'Shaughnessy, James.....	103-104
Patrick, Lucas.....	105-106
Pennel Jr., Mike.....	107-108
Peterman, Nathan.....	109-110
Pettis, Dante.....	111-112
Pringle, Byron.....	113-114
Quinn, Robert.....	115-116
Santos, Cairo.....	117-119
Scales, Patrick.....	120
Sharpe, Taje.....	121-22
Tolbert, Duke.....	123
Sieman, Trevor.....	124-125
Simmons, Lachavious.....	126
Smith, Roquan.....	127-128
St. Brown, Equanimeous.....	129-30
Stanley, Jayson.....	131
Stroman Jr., Greg.....	132-133
Thomas, Joe.....	134-135
Tonga, Khyiris.....	136
Vildor, Kindle.....	137
Webster, Nsimba.....	138-139
Whitehair, Cody.....	140
Young, Tavon.....	141-142
Players With Pro Experience.....	144-148
2021 Draftees.....	150-156
College Free Agents.....	157-163
Rosters, Alphabetical/Numerical.....	164-165
Roster, Positional.....	166

2021 YEAR IN REVIEW

2021 Final Statistics.....	168
2021 Defense and Special Teams Stats.....	169
2021 Scoring Drives.....	170
2021 Starting Lineups.....	171
2021 Player Participation.....	172
2021 Game Summaries.....	173-189
2021 Final NFL Standings.....	190

RECORDS

The Last Time.....	192-197
Individual Rookie Records.....	198-199
Individual Records.....	200-209
Individual Records.....	210-211
Team Records-Offense.....	212-218
Miscellaneous.....	219
Team Records-Defense.....	220-226
Individual Postseason Records.....	227-230
Postseason Team Records-Offense.....	231-236
Postseason Team Records-Defense.....	237-238
Career Leaders.....	239-243

Comeback Victories.....	244
HISTORY	
Bears Historical Highlights.....	246-251
Historical Biographies.....	252-254
Bears Hall of Famers.....	255-261
Attendance.....	262
Annual Statistical Leaders.....	263-275
Starting Quarterback Records.....	267-268
100-Yard Rushing Games.....	276-278
100-Yard Receiving Games.....	279-282
300-Yard Passing Games.....	283-284
All-Time First-Round Draft Picks.....	285-286
All-Time Bears Drafts.....	287-296
All-Time Bears Jersey Numbers.....	297-308
All-Time Bears Roster.....	309-325
Illinois High School Bears.....	326
Bears Military Service Honor Roll.....	327
All-Time Trades.....	328-332
All-Time Practice Squad.....	333-334
Practice Squad to 53-man Roster.....	335
All-Time Assistant Coaches.....	336-337
Preseason Results, Year-by-Year.....	338-343
Bears Postseason Results.....	344
Bears Playoff Game Summaries.....	345-370
All-Time Results, Year-by-Year.....	370-432
All-Time Results vs. Active Teams.....	433
Stadium Codes.....	434
Team-by-Team Series Records.....	435-443
Bears on Monday Night Football.....	444-445
Bears on Sunday Night Football.....	446
Bears on Thursday Night Football.....	447
Bears on Saturdays.....	448
Bears on Holidays.....	449
Bears Record in Overtime.....	450
Bears First-Team All-Pros.....	451
Bears in the Pro Bowl.....	452-453
Walter Payton Man of the Year Award.....	454
Ed Block Courage Award.....	455
Brian Piccolo Award.....	456
Jeff Dickerson Good Guy Award.....	457
Historical Highlights.....	458-459
All-Time Division Standings.....	460

ADDITIONAL INFORMATION

Soldier Field.....	462-467
Halas Hall/Expansion.....	468-471
Staley.....	472
Sponsors.....	473
Media Information.....	474-475
Chicago Bears Programming.....	476
Bears Care.....	477
Community Relations.....	478-479
2021 NFL Schedule.....	480-481
Roster By Experience.....	482
Positional Roster.....	483

BEARS HEADQUARTERS

Halas Hall
1920 Football Drive
Lake Forest, IL 60045

The 2022 Chicago Bears Media Guide was produced by the Bears Football Communications department. Staff and player photos by Jacob Funk, Bill Smith and Stephen Carrera. Design by the Bears Brand Creative Department. Special thanks to Ed Kozak. Printed by The Graphic Arts Studio, Inc., Barrington, IL. (847.381.1105).



George H. McCaskey
Chairman



Virginia McCaskey
Secretary



KEVIN WARREN
President and CEO




Brian J. McCaskey
Member



Ed McCaskey, Jr.
Member



Patrick McCaskey
Member



Pat Ryan
Member

CHICAGO BEARS STAFF DIRECTORY

STAFF DIRECTORY

OWNERSHIP AND EXECUTIVES

George H. McCaskey Chairman
 Kevin Warren President and CEO
 Ted Phillips Senior Advisor
 Scott Hagel SVP, Marketing and Communications
 Karen Murphy SVP, Business Strategy and Chief Financial Officer
 Cliff Stein SVP and General Counsel
 Lee Twarling SVP, Sales and Customer Relations
 Tanesha Wade SVP, Diversity, Equity and Inclusion
 Brian J. McCaskey Vice President
 Patrick McCaskey Vice President
 Brit Bending Executive Assistant
 Colleen Collins Josellis Executive Assistant to the GM
 Mai Davis Executive Assistant
 Katie Nagle Executive Assistant
 Autumn Swindell Executive Assistant
 Jennifer Wilgosiewicz Executive Assistant
 Sharon Lehner Administration

PLAYER PERSONNEL

Ian Cunningham General Manager
 Jeff King Co-Director of Player Personnel
 Trey Koziol Co-Director of Player Personnel
 Ashton Washington Player Personnel Coordinator
 Keith Earle Jr Scouting Assistant
 Jake Ponikvar Scouting Assistant

COLLEGE SCOUTS

Breck Ackley Assistant Director of College Scouting
 Francis Saint Paul Sr. National Scout
 Sam Summerville Sr. National Scout
 Jeff Shiver Executive Scout
 Tom Bradley Northeast Area Scout

Ryan Cavanaugh Midwest Area Scout
 Reese Hicks West Coast Area Scout
 Drew Raucina Midlands Area Scout
 Brendan Rehor Southeast Area Scout
 John Syty Southwest Area Scout
 Ryan Weese Combine Scout

PRO SCOUTS

Chris White Assistant Director of Pro Scouting
 Charles Love Pro Scout

PLAYER ENGAGEMENT

Erika Marmolejo Director of Player Engagement

FOOTBALL ADMINISTRATION

FOOTBALL ADMINISTRATION

Matt Feinstein Director of Football Administration
 James Cosh Manager of Football Administration/Pro Scout
 Krithi Chandrakasan Director of Football Analytics
 Ryan Hubley Football Research Analyst

FOOTBALL TECHNOLOGY

Mike Santarelli Executive Director of Football Technology
 Darby Dunnagan Director of Video Operations
 Dan Tuohy Director of Video Technology
 Kofi Amponsah Football Support Analyst
 Michael Carens Video Assistant
 Jack Dowling Video Assistant

HIGH PERFORMANCE

Brent Salazar Clyde Emrich Director of High Performance
 Blair Hitchcock Director of Sports Nutrition
 AJ Lamb Sports Scientist



CHICAGO BEARS STAFF DIRECTORY

STAFF DIRECTORY

ATHLETIC TRAINING

Andre Tucker Head Athletic Trainer
 Tristen Asken Director of Rehabilitation Services
 Carla Suber Director of Wellness
 Mike Wiley Jr. Director of Mental Skills and Performance
 Sye Nobles Assistant Athletic Trainer
 Tim Ridner Assistant Athletic Trainer
 Jeremy Smith Assistant Athletic Trainer/Physical Therapist
 Mariellen Mardis Assistant Athletic Trainer

EQUIPMENT

Tony Medlin Director of Equipment
 Tyler Glende Assistant Director of Equipment
 Gary Faulcon Assistant Equipment Manager
 Darryll Magee Assistant Equipment Manager
 Thomas Woody Assistant Equipment Manager
 Cameron Reed Equipment/Administrative Assistant

FINANCE

Jake Jones Vice President of Finance and Accounting
 Whitney DeBuck Director of Financial Operations
 Kristell Castro Manager of Accounting
 James McCaskey Manager of Financial Reporting
 Jamie Casselberry Accounts Payable Specialist
 Elycia Delgado Staff Accountant
 Louise Maki Payroll Administrator
 Nabil Patel Staff Accountant
 Jenilee Stroud Payroll Administrator - Staff

HUMAN RESOURCES

Liz Geist Vice President of Human Resources
 Kristin Rogers Manager of Employee Experience
 Becca Meek Human Resources Operations Coordinator
 Ana Rodriguez Talent Acquisition Coordinator

DIVERSITY, EQUITY, AND INCLUSION

Mallorie Sanders Manager of Diversity, Equity and Inclusion

LEGAL

Gwen Federman Paralegal
 Elaena Harris Associate Counsel

INFORMATION TECHNOLOGY

Justin Stahl Vice President of Information Technology
 Josh Naylor Director of IT Operations
 Bryan Greenaway Senior Applications Engineer
 Brent Johnson IT Security Architect
 Allen Silva IT Network and Operations Analyst
 Terrance Brown IT Support and Operations Analyst
 Kendall Taylor IT Support and Operations Analyst

BUSINESS STRATEGY AND ANALYTICS

Corey Ruff Vice President of Business Strategy and Analytics
 Melissa McDermott Business Strategist
 Karthik Sukumar Manager of Advanced Analytics
 Joey Bloom Data and CRM Engineer
 Matt Leitzke Business Insights Analyst
 Justin Nath Business Analyst, Marketing

BUSINESS DEVELOPMENT

Dan Yuska Operations and Historical Affairs
 Claire Blakemore Historical Archives Assistant

OPERATIONS

Paul Neurauter Vice President of Operations
 John Bostrom Senior Advisor of Operations and Safety

BUILDING OPERATIONS

Geoff Bunzol Director of Team Building and Operations
 Lenny Smid Manager of Building Operations
 Zack Bero Manager of Building Services
 Halee Altenburg Office Coordinator
 Mike Mangoni Building Engineer
 Stacie Nelson Procurement Specialist
 Robert Orawiec Shipping and Receiving Coordinator
 Eric Rebman Building Engineer
 Liz Wallace Receptionist

GROUNDKEEPING

Ken Mrocz Head Groundskeeper
 Benjamin Baumer Assistant Groundskeeper
 Isaac Farley Assistant Groundskeeper
 Paul Hitselberger Assistant Groundskeeper
 Adam Holtz Assistant Groundskeeper

STADIUM & EVENT OPERATIONS

Bryan Pett Director of Stadium and Event Operations
 Bob Laskowski Manager of Stadium Operations
 Steven Goodwin Stadium Operations Coordinator
 Elizabeth Peters Manager of Events and Hospitality
 Meghan Clancy Events Coordinator
 Alex Murillo Events Coordinator
 Lorena Soria Events Coordinator

TEAM LOGISTICS

Kyle Kelly Director of Operations - Logistics
 Jay Nickell Team Logistics Coordinator
 Beth Hodgkin Operations Assistant - Logistics

SECURITY

John Tarpey Vice President of Security
 Rodney Karlstrand Security
 Tony McInerney Security
 Pete Spizzirri Security

CONTENT & INNOVATION

Lorne Chan Vice President of Content & Innovation

CONTENT AND PRODUCTION

Dan Barile Director of Content and Production
 Kevin Foy Cinematographer and Engineer
 Jordan Tredup Manager of Content and Production
 Katie Fox Coordinating Producer
 Chris Yankton Coordinating Producer
 Will Bridgforth Content Producer
 Bri Harvey Content Producer
 Veronica Malesinski Content Producer
 Jacob Funk Photographer

DIGITAL MEDIA

Pooja Van Dyke Director of Digital Media
 Molly Brown Digital Product Coordinator
 Austin Huette Web Designer
 Larry Mayer Senior Web Writer/Editor
 Kevin Meyers Digital Copy Editor

CHICAGO BEARS STAFF DIRECTORY

SOCIAL MEDIA

Nicole Zimmer Director of Social Media
 Timothy Daye Manager of Social Media Content Creation
 Megan Greseth Manager of Social Media Brand Integration
 Ricardo Odum Social Media Graphic Designer
 Monterey Pepper Social Media Engagement Specialist

RADIO BROADCAST

Jeff Joniak Play-by-Play
 Tom Thayer Analyst

FAN AND BRAND DEVELOPMENT

Fernando Arriola Vice President of Fan and Brand Development

MARKETING

Laura Condella Director of Brand Marketing Insights and Strategy
 Howard Little Manager of Brand and Influencer Marketing
 Elaine Delos Reyes Project Management Lead
 Joann Kowalski Project Management
 Kelsey Meisenzahl Marketing Coordinator
 Natalia Jerzyk Digital Marketing Specialist

BRAND CREATIVE

John Conroy Director of Brand Creative
 Rommel Paraiso Manager of Motion Graphics Design and Production
 Michael Vasquez Lead Motion Graphics Animator
 Jake Sadowski Motion Graphics Animator
 Kelley Jacobsen Graphic Designer
 Mat Stewart Graphic Designer
 Ghada Yousef Graphic Designer

EVENTS & GAME PRESENTATION

Katlin Strange Director of Events and Game Presentation
 Bobby Hack Manager of Talent and Game Presentation
 Keisha Lee Events Coordinator
 Staley Da Bear Mascot
 Scott Adams Mascot Coordinator

COMMUNICATIONS

Brandon Faber Vice President of Communications

BEARS CARE

Marge Hamm Director of Bears Care
 Haley Zimmerman Bears Care Coordinator

COMMUNITY AND ALUMNI RELATIONS

Matt Simeone Director of Community and Alumni Relations
 Kate Rackow Manager of Community Outreach and Alumni Relations
 Gustavo Silva Manager of Youth Football and Community Programs
 Jessica Noonan Community Outreach and Alumni Relations Specialist

CORPORATE COMMUNICATIONS

Micaeh Johnson Director of Corporate Communications
 Miguel Lemus Corporate Communications Assistant

FOOTBALL COMMUNICATIONS

Aaron Clark Director of Football Communications
 Ben Schmitz Manager of Football Communications
 Ali Savers Football Communications Assistant

TICKETING

Brendan Pierce Director of Premium Seat Sales and Customer Service
 Amy Loch Manager of Premium Seat Sales and Service
 Allison Brauer Premium Seat Sales and Service Coordinator
 Dillon Knight Premium Seat Sales and Service Coordinator
 Michelle Burke-McCaskey Manager of Customer Service
 Alissa Caulfield Customer Service Coordinator

Kyra Cosh Customer Service Coordinator
 David Cummings Customer Service Coordinator
 Krista Fortman Customer Service Coordinator
 Jessica Glomstad Customer Service Coordinator
 Kareema Hill Customer Service Coordinator
 Olando Watt Customer Service Coordinator
 Christine Collins Ticket Sales and Service Assistant

TICKET OPERATIONS

Brian Forth Director of Ticket Operations
 John Hilbrich Manager of Ticket Operations
 Marquis White Ticket Operations Coordinator

CORPORATE PARTNERSHIPS AND SUITE SALES/SERVICE

Doug Carnahan Vice President of Corporate Partnerships

CORPORATE PARTNERSHIP

Dave McClamroch Director of Corporate Partnerships
 Megan Malone Manager of Corporate Partnerships
 Laron Davis Corporate Partnerships Manager
 Dave Eck Corporate Partnerships Manager
 Brittney Thomas Corporate Partnerships Manager
 Christine Christopoulos Corporate Partnerships Coordinator
 Gracie Glickman Corporate Partnerships Coordinator
 Carter Byrd Corporate Partnerships Diversity Fellow

PARTNERSHIP ACTIVATION

Maggie Gerald Director of Partnership Activation
 Rachel Chessky Manager of Partnership Activation and Solutions
 Mallory Glazier Manager of Partnership Activation and Development
 Ana Lisa Bassewitz Partnership Activation Specialist
 Taylor Brzezinski Partnership Activation Specialist
 Dom Hillesheim Partnership Activation Specialist
 Josh Walls Partnership Activation Specialist
 Danica Lopez Partnership Activation Assistant
 Angela Veverka Partnership Activation Assistant

SUITE SALES AND SERVICE

Nathan DiLorenzo Director of Suite Sales and Service
 Allison Knecht Manager of Suite Service
 Rachel Frank Suite Sales Manager
 Logan Oppegard Suite Sales Manager
 Rebecca Reid Suite Sales Manager
 Crimson Duckett Suite Service Coordinator
 Ana Scarlati Suite Service Coordinator

2023 ASSOCIATE AND FELLOWSHIP PROGRAM

Issac Albarran Ticketing & Customer Service Associate
 Georges Azouri Stadium & Event Operations Associate
 Jarvis Carter Football Communications Associate
 MaryKate Drews Photography Associate
 Claire Durkin Brand Creative Associate
 Nicole Edison Events & Game Presentation Associate
 Isabella Gorisek Content & Production Associate
 Gabby Hajduk Digital Media Associate
 Henry Light Building Operations Associate
 Isabella Gorisek Content & Production Associate
 Mia Riese Community Relations Associate
 Charlie Rock Football Communications Associate
 Katelyn Rubin Social Media Associate
 Tim Shaw Marketing Associate
 Andrea Wright Football Research Associate
 Katelyne Rubin Social Media Associate
 Andrea Wright Football Research Associate
 Mia Riese Community Relations Associate
 Claire Durkin Brand Creative Associate
 Tim Shaw Marketing Associate



George
H. MCCASKEY
CHAIRMAN

George Halas McCaskey became the fourth Chairman in Chicago Bears team history on May 5, 2011, following in the footsteps of grandfather, George Halas, father, Edward W. McCaskey and brother, Michael.

George is one of the 13 grandchildren – and namesake – of George Halas, the founder and patriarch of the Chicago Bears. Like his brothers and sisters, he grew up around the Bears. His first part-time job, at age 14, was as an office assistant at the team's headquarters in Chicago's Loop. He later worked for several summers as a ball boy at Bears training camp, calling it one of the best experiences of his life.

George has worked to carry on the storied tradition of the Bears with a yearly goal of winning the NFL Championship, uphold the integrity and values established in the previous 103 years of the club and oversee the franchise's leadership role in the Chicagoland community. One of the club's recent developments and accomplishments has been the addition of the Bears Diversity, Equity and Inclusion department within the front office. Started in 2021, the DEI department will continue to form an integrated approach to all DEI efforts that will permeate throughout the club while also advancing a culture of inclusivity and belonging resulting in more equitable outcomes.

Prior to his role as the club's Chairman, George previously served as the team's senior director of ticket operations, working in the ticket office for 20 seasons, joining the Bears in 1991 as ticket manager. He has been a member of the Bears' Board of Directors since 2004.

George attended Arizona State University, where he earned his bachelor's degree in Broadcasting in 1978, his law degree in 1981, and a Master of Laws (LL.M.) degree in 2021. He passed the Illinois bar exam in 1981, but now describes himself as a "recovering lawyer". He worked in television news in Phoenix, Peoria, Tulsa and Chicago, before serving as an Assistant State's Attorney in Lee County and DeKalb County, Ill.

In his spare time, George enjoys officiating youth baseball and soccer.

McCaskey and his wife Barb have one child, a son, Conor.



Chicago Bears chairman George H. McCaskey speaks to the media following the introduction of new head coach Matt Eberflus, Monday, January 31, 2022.



Kevin
WARREN
PRESIDENT AND CEO

The Chicago Bears named Kevin Warren President & Chief Executive Officer on Jan. 12, 2023. In his current role, he oversees the club's football operations, all business operations and is leading the team's new stadium efforts.

Warren is the first Black President & CEO in club history and the first President & CEO hired from outside the organization. He succeeds Ted Phillips, who served in the same capacity since February 10, 1999. Warren will be only the fifth Bears president in club history following George S. Halas, George "Mugs" Halas, Jr., Michael McCaskey and Phillips.

"Kevin is a man of integrity, respect and excellence, all of which are critical core values of the Chicago Bears, and we welcome his perspective and diverse thought to lead this storied organization," said Bears Chairman George H. McCaskey. "He is a proven leader who has many times stepped outside of his comfort zone to challenge status quo for unconventional growth and prosperity. In this role, Warren will serve in the primary leadership position of the franchise to help bring the next Super Bowl championship trophy home to Bears fans."

A veteran executive of 21 years in the NFL, Warren joins the Bears after spending the last three years as Commissioner of the Big Ten Conference, which is comprised of 14 world class universities with over 10,000 student-athletes participating in 28 official conference sports. Warren served as the sixth commissioner in the 127-year history of the conference. He is the first Black leader to serve as commissioner of any Power Five conference. In his time with the Big Ten, Warren guided the conference to an expansion of 16 schools beginning in 2024, adding the University of Southern California and the University of California Los Angeles, as well as leading the negotiation of an unprecedented media rights deal of over \$1 billion annually. Warren also substantially increased the talent of color represented in Big Ten Conference office staff, introduced the first basketball media day that featured both men's and women's teams and players equally, created the Big Ten Equality Coalition, a nonpartisan group representing all 14 member institutions committed to combat racism, and developed a mental health and wellness cabinet.

"I am honored and recognize the responsibility bestowed upon me to lead the Chicago Bears during this exciting and pivotal time for the franchise. I look forward to building on the rich tradition that started with George Halas and connecting with the unique and vibrant fanbase in Chicago," said Warren. "I join the Chicago Bears with gratitude and drive to carry out and build upon the legacy and spirit of this founding franchise and my predecessors. This is a franchise that is respected in all of professional sports, and I am humbled to be selected as the next President & CEO of the Chicago Bears. I sincerely thank Virginia McCaskey, George McCaskey, the McCaskey family, Ted Phillips and the search team, for the responsibility and trust placed in me to lead the Chicago Bears and deliver championships to Chicago."

"Kevin is going to be a tremendous resource and I am excited to get started with him," said general manager Ryan Poles. "In my time spent with him during the interview process, it quickly became apparent his resumé and business acumen will be a powerful asset to helping improve our organization and ultimately reach our goal to be a championship organization."

Prior to his three years at the Big Ten Conference, Warren served as the Chief Operating Officer of the Minnesota Vikings (2015-2019). As COO, he oversaw all aspects of the business operations of the franchise. He joined the Vikings in 2005 and served in various senior leadership capacities for the team.

While in Minnesota, Warren played a critical role in all business, financial, legal and operational aspects related to U.S. Bank Stadium and was involved in the design, construction, business, legal and operational components of the stadium which hosted Super Bowl LII. He also played a key role in the design, development and planning of Twin Cities Orthopedics Performance Center, the Vikings Headquarters in Eagan, Minnesota, in addition to the ancillary real estate development of Viking Lakes. Under Warren's leadership, the Vikings restructured the organization with an emphasis on promoting women to key executive positions.

Prior to working for the Vikings, he represented the Vikings' current ownership group in their purchase of the team in 2005. In September 2013, Warren was named a member of the NFL Committee on Workplace Diversity.

Warren was Vice President of Player Programs & Football Legal Counsel for the St. Louis Rams (1997-1999) and a member of the Super Bowl XXXIV championship team, as well as the Vice President of Football Administration (2000) and Senior Vice President of Business Operations & General Counsel for the Detroit Lions (2001-2003).

For undergraduate studies, Warren attended the University of Pennsylvania in Philadelphia, playing basketball for the Quakers' 1981-82 Ivy League Championship team. Warren earned his undergraduate degree in Business Administration from Grand Canyon University in 1986 where he was a member of the basketball team and was inducted into the GCU Athletic Hall of Fame in 2012. Following his graduation from Grand Canyon University, Warren attended Arizona State University where he earned his Master of Business Administration in 1988. He subsequently attended the University of Notre Dame Law School, where he earned his Juris Doctor in 1990.



Ryan
POLES
GENERAL MANAGER

Ryan Poles enters his second season in Chicago after being named the club's seventh general manager in franchise history on Jan. 25, 2022.

Poles, 37, recently completed his first season with the Bears where he and head coach Matt Eberflus were instrumental in restructuring the club's roster to not only make the team younger, but also setup to remain competitive for the coming years. With one of the youngest on-field rosters in 2022, the Bears posted a league-high 6,721 snaps from first-year players. Offensively, the club finished the 2022 season with record-setting rushing performances from quarterback Justin Fields, while also setting a team rushing record with a league-best 3,019 rushing yards, the most ever by a Bears offense since the start of the 1920 NFL season. Defensively, with the youngest on-field defense in the NFL, the club finished the season ranked among the Top-10 in several categories: completions allowed (323, 6th), interception percentage (2.9%, 8th), interception yards (201, 9th) and fourth down conversions (six, 1st) to name a few.

Chicago opened the 2022 season with several new faces on the roster following a mix of trades, free agent signings and waiver claims. The Bears Week 1 roster featured 11 rookie debuts, the most by any team in the NFL this past season. Part of the young roster was credited to Poles' 2022 draft class, which featured 11 selections in total. The club's 2023 draft class also featured a large group with 10 total selections. The 2022-23 Bears draft classes were the first time since the start of the modern seven-round draft era that the Bears had consecutive classes with 10+ picks.

As the club enters the 2023 season, it will include a mix of veteran talent acquired through both trades and free agency. Offensively, Poles added depth to the wide receiver room when the club struck a deal with Carolina, sending the club's No. 1 overall draft pick to the Panthers in exchange for several picks and veteran wide receiver DJ Moore. Chicago's 2023 free agent class on the defensive side of the ball was highlighted by linebackers Tremaine Edmunds and T.J. Edwards in addition to defensive lineman DeMarcus Walker, each of whom bring added veteran experience to a young roster.

Prior to his arrival in Chicago, Poles spent 13 years within the Kansas City Chiefs front office. In his 13th and final season with the Chiefs in 2021, he was named the club's Executive Director of Player Personnel. Prior to the 2021 season, Poles served for three seasons as the club's Assistant Director of Player Personnel (2018-20), a season as the Director of College Scouting (2017), four seasons as the College Scouting Coordinator (2013-16) and three seasons as the College Scouting Administrator (2010-12). Poles originally joined the Chiefs in 2009 as the team's Player Personnel Assistant.

During his 13 years in Kansas City the Chiefs captured one Super Bowl title, two AFC championships and seven AFC West division championships.

Poles oversaw all aspects of the college scouting across the country for the Chiefs while assisting with the pro personnel process and preparing for free agency. He also assisted General Manager Brett Veach with the coordination of the NFL Draft and overseeing the team's out-of-town area scouts. Poles was instrumental in helping the Chiefs land top draft prospects such as All-Pro's Patrick Mahomes and Travis Kelce. In 2021, the Chiefs tied for second in the NFL with six Pro Bowl selections in Mahomes, Kelce, Tyreek Hill, Orlando Brown, Chris Jones and Tyrann Mathieu and tied for first in the NFL with seven selections in 2020. In total, from 2009-21, the Chiefs had 69 Pro Bowl selections with 28 different players.

Prior to joining the Chiefs, Poles served as a Recruiting Assistant for his alma mater, Boston College (2008-09), after signing with the Chicago Bears as an undrafted free agent in 2008.

The Canandaigua, N.Y., native played offensive tackle for five seasons for Boston College (2003-07), protecting former NFL QB Matt Ryan and playing alongside Bears Co-Director of Player Personnel, Trey Koziol. Poles was honored with the Paul Cavanaugh Award in 2007 as the student-athlete with total commitment to football both on and off the field and for his dedication to volunteerism, ethics and community. He played his prep football at Canandaigua Academy in Canandaigua, N.Y.

Poles also was named to two "40 Under 40" lists in the past three years: Ingram's Magazine in 2019 and by The Athletic in 2021.

Poles graduated from Boston College in 2007 with a degree in Communications. He and his wife, Katie, have two children: Mason and Jordyn.

ALL-TIME BEARS GENERAL MANAGERS

Ryan Poles was named Bears general manager on Jan. 25, 2022. He is just the seventh person to hold the position of GM since the franchise was founded in 1920. The following is a list of all-time Bears general managers:

George S. Halas, Jr.....	1963-74
Jim Finks.....	1974-83
Jerry Vainisi.....	1983-87
Jerry Angelo.....	2001-12
Phil Emery.....	2012-14
Ryan Pace.....	2015-2021
Ryan Poles.....	2022-Present



Ian
CUNNINGHAM
ASSISTANT GENERAL MANAGER

Ian Cunningham enters his second season in Chicago after being named Assistant General Manager on Jan. 29, 2022.

Cunningham brings 14 years of NFL front office experience to the Bears' personnel staff. He comes to Chicago after most recently serving as Director of Player Personnel for the Philadelphia Eagles, a position he was promoted to at the beginning of the 2021 season. Prior to his promotion, Cunningham worked as the Assistant Director of Player Personnel (2019-20) and oversaw the college scouting department from 2017-18 as the Director of College Scouting.

A two-time Super Bowl Champion (XLVII and LI) as a member of the Baltimore Ravens' and Eagles' front office, Cunningham's NFL front office career began in 2008 when he was hired in Baltimore as a Player Personnel Assistant. After five seasons as an assistant, he worked as a Southeast Area Scout for the Ravens for two seasons (2013-14) before taking on additional responsibility as the Southeast/Southwest Area Scout from 2015-16.

As the Director of College Scouting during the 2017-18 seasons in Philadelphia, Cunningham was instrumental in both identifying and selecting several key members of the Eagles' current roster, including TE Dallas Goedert, CB Avonte Maddox, OL Jordan Mailata, DE Josh Sweat and undrafted free agent linebacker, T.J. Edwards. Collectively, the group has accounted for 236 games played and 138 starts over the past four seasons.

The 2019 season marked Cunningham's first as Philadelphia's Assistant Director of Player Personnel, a promotion he held for two seasons before the club named him Director of Player Personnel at the start of the 2021 season. The Eagles' 2021 Draft class featured two Top-40 picks in Devonta Smith (1st, 10th overall) and Landon Dickerson (2nd, 37th overall). Both emerged as key contributors to the Philadelphia offense making a combined 29 regular-season starts. Smith appeared in all 17 games and made 16 starts, immediately becoming the team's top target with team-leading figures in receptions (64), receiving yards (916) and receiving touchdowns (10). Smith's 916 receiving yards also broke an Eagles rookie record, passing Desean Jackson's 912 receiving yards in 2008. Dickerson also proved worthy of being a top selection, making 14 starts on an offensive line that helped the Eagles average a league-best 159.7 rushing yards per game. Dickerson appeared in 859 offensive snaps and allowed just two sacks on the season.

Prior to joining the front office ranks, Cunningham was an offensive lineman who signed with the Kansas City Chiefs in 2008 as an undrafted free agent. He graduated from the University of Virginia in 2007 with a bachelor's degree in psychology, before going on to earn his master's in education in 2008. A four-year letter recipient for the Cavaliers, Cunningham tallied 31 starts and earned honorable mention freshman All-America accolades from Rivals.com as well as ACC All-Freshman Team recognition from The Sporting News.

Cunningham is originally from Carrollton, Texas, where he attended Hebron High School. The high school standout earned numerous all-state and all-area honors and participated in the 2003 U.S. Army All-American game.



Ryan Poles (left) and Ian Cunningham (right) | Chicago Bears 2022 Mandatory Minicamp



Matt
EBERFLUS
(EE-BER-FLOOS)
HEAD COACH

School: Toledo
Hometown: Toledo, Ohio
Birthday: May 17, 1970

Matt Eberflus enters his second year in Chicago after being named the 17th head coach in franchise history on January 27th, 2022. Eberflus enters the 2023 season with 31 years of coaching experience, including 14 in the National Football League.

In his first year as head coach, Eberflus' partnership with Ryan Poles was instrumental in the organization's restructure of the club's staff, roster and overall culture. The Bears found success in several areas throughout the 2022 season: On the offensive side of the ball, the Bears finished the 2022 season with record-setting rushing performances from quarterback Justin Fields while also setting a team franchise rushing record with a league-high 3,019 rushing yards, the most ever by a Bears offense since the start of the 1920 NFL season.

Defensively, Eberflus helped guide the youngest on-field roster in the NFL, as Bears defensive rookies led all teams with 3,538 total snaps. Despite a young roster, the Bears' defense finished the season ranked among the Top-10 in several categories: completions allowed (323, 6th), interception percentage (2.9%, 8th), interception yards (201, 9th) and fourth down conversions (6, 1st) to name a few. Individually, safety Eddie Jackson saw a bounce-back season prior to being placed on IR following Week 12. In Weeks 1-12, Jackson ranked third among all NFL safeties in solo tackles (59), fifth in total tackles (80) and his four interceptions were tied for second in the NFL and the most by a Bears safety since the start of the 1991 season.

Prior to his arrival in Chicago, Eberflus had most recently completed his fourth season as defensive coordinator for the Indianapolis Colts in 2021. Under Eberflus the Colts were the only NFL defensive unit to be ranked in the top-10 in scoring, run defense and takeaways in each of the past two seasons. The Colts finished in the top-10 in the NFL in run defense and takeaways in all four of his years, top-10 in scoring defense in three of the four and were the least penalized defense in the league in 2019 and 2021.

Eberflus' impact in Indianapolis was immediate. After inheriting a Colts defense that finished 30th in the NFL in both scoring and total yards in 2017, Eberflus helped the unit improve to 10th in scoring and 11th in yards in his first year in 2018. After finishing with a 4-12 record in 2017, the Colts rebounded to earn a wild card berth with a 10-6 mark in 2018, beating the Texans in the first round of the playoffs before losing to the Chiefs in the divisional round.

With a coaching background rooted in the linebacker position, Eberflus helped develop linebacker Darius Leonard into one of the most productive linebackers in the NFL. Since being selected by the Colts in the second round of the 2018 NFL Draft, Leonard is a three-time Associated Press All-Pro and three-time Pro Bowler. His career totals include 538 tackles, 30 tackles for loss, 15.0 sacks, 11 interceptions, 30 passes defended, 17 forced fumbles and seven fumble recoveries. Leonard went on to win 2018 AP Defensive Rookie of the Year under Eberflus' guidance.

In 2021, the Colts tied for first in the NFL in fumble recoveries (14) and tied for third in both interceptions (19) and opponent three-and-out percentage (.227). They also tied for fourth in red zone takeaways (4), ranked fifth overall in forced fumbles (17) and ninth in points allowed (21.5).

Matt Eberflus All-Time vs. NFL Teams

(114-112)

NFC (61-60)

NFC East (28-22)

Dallas.....	1-1
Philadelphia.....	7-9
Washington.....	11-5
New York Giants.....	9-7

NFC North (10-17)

Chicago.....	3-3
Detroit.....	2-5
Green Bay.....	2-6
Minnesota.....	3-3

NFC South (9-14)

Atlanta.....	1-5
Carolina.....	3-1
New Orleans.....	2-4
Tampa Bay.....	3-4

NFC West (14-7)

Arizona.....	2-2
Los Angeles Rams.....	3-2
San Francisco.....	5-1
Seattle.....	4-2

AFC (53-52)

AFC East (14-13)

Buffalo.....	4-3
New England.....	3-3
Miami.....	5-2
New York Jets.....	2-5

AFC North (10-17)

Cincinnati.....	4-4
Pittsburgh.....	3-5
Cleveland.....	2-1
Baltimore.....	1-7

AFC South (20-11)

Houston.....	8-2
Indianapolis.....	1-0
Jacksonville.....	6-5
Tennessee.....	5-4

AFC West (9-11)

Denver.....	1-3
Las Vegas.....	5-2
Los Angeles Chargers.....	0-4
Kansas City.....	3-2

Two years ago in 2020, the Colts finished in the top-10 in numerous categories, including total defense (332.1 yards per game, eighth), rush defense (90.5 yards per game, second), interception rate (2.67, eighth), takeaways (25, tied-fifth), first downs allowed per game (20.6, eighth), goal-to-go percentage (70.0, tied-ninth), points per game allowed (22.6, tied-10th) and safeties (three, tied-first). It marked the first time since 1971 that the Colts finished in the top-five in run defense and the first time since 2007 that Indianapolis ranked in the top-10 in total defense.

In 2019, the Indianapolis defense was stout against the run and finished seventh in the league after allowing 97.9 yards per game. It marked the first time that the Colts, who ranked eighth in rush defense in 2018, finished the year ranked in the top-10 in run defense in back-to-back seasons since 1976-77. The Indianapolis defense also ranked in the top-10 in interceptions (15, seventh) and takeaways (23, tied-10th).

In 2018, Eberflus was part of a Colts team that finished with a 10-6 regular season record, won in the AFC Wild Card Round and had an appearance in the AFC Divisional Round. Indianapolis became the third team in NFL history to start a season 1-5 and make the playoffs. Additionally, the Colts were the second team in NFL history to start a season 1-5 and win a playoff game.

Inheriting a defensive roster infused with youth in 2018, Eberflus guided a Colts defense that finished 11th in the league in total defense. The unit also ranked eighth in rush defense, which was the team's best mark since 1995 (sixth). Indianapolis finished 10th in the NFL in points allowed and registered the second-most tackles for loss in the league (91). The Colts were one of only three teams to not allow a 100-yard rusher despite facing five of the top-10 rushers in the NFL. The Indianapolis defense forced at least one turnover in a league-most 15 games, including multiple turnovers in seven games. They also forced a turnover in each postseason contest. For his efforts, Eberflus finished third in the voting for the 2018 Associated Press NFL Assistant Coach of the Year.

Eberflus began his NFL career with the Browns as a linebackers coach (2009-10) before spending seven seasons with the Cowboys as linebackers coach (2011-17)—and adding passing game coordinator to his duties in 2016-17.

From 2016-17, the Cowboys boasted one of the league's best rushing defenses, including No. 1 overall in 2016. In 2017, he guided a linebacker group that accounted for 34 percent of the tackles for the league's No. 8 ranked defense (318.1 yards per game) and rushing defense (104.0 yards per game).

In 2011, Eberflus' first season in Dallas, he inherited a group that was spearheaded by All-Pro DeMarcus Ware, who registered 19.5 sacks, good for second in the NFC and the NFL and tops amongst all linebackers in the league, en route to his sixth consecutive selection as a Pro Bowl starter.

Before entering the NFL, Eberflus was a college coach for 17 years. He started his career at Toledo, his alma mater, as a student assistant (1992), graduate assistant (1993), outside linebackers coach (1994-98), defensive backs coach (1999-2000) and recruiting coordinator (1994-95).

After leaving Toledo, Eberflus spent eight seasons as defensive coordinator at Missouri from 2001-08, serving as the team's associate head coach/defensive coordinator/safeties coach (2006-08) and defensive coordinator/defensive backs coach (2001-05). While with Missouri, Eberflus helped guide the Tigers to the Big 12 North Division title in 2007 and 2008, compiling a 22-6 record over that span.

As a player, Eberflus was a four-year letterman and three-year starting linebacker at Toledo. He earned first-team All-MAC honors and led his team in tackles as both a junior and senior. As a senior he was voted team captain and was awarded the Nicholson Award as the team's Most Valuable Player. Eberflus earned a degree in education in 1993 and was inducted into Toledo's Athletic Hall of Fame in 2004.

Eberflus and his wife, Kelly, have two daughters, Grace and Giada.



Matt Eberflus (left) and Ryan Poles (right), Introductory press conference at Halas Hall on Jan. 31, 2022



Alan
WILLIAMS
DEFENSIVE COORDINATOR

School: William & Mary
Hometown: Norfolk, Va.
Birthday: Nov. 4, 1969

Chicago Bears defensive coordinator Alan Williams enters his second season as defensive coordinator for the Bears in 2023.

Williams has 31 seasons of coaching experience, including 22 in the National Football League. Prior to joining the Bears in 2022, he spent four seasons as the Indianapolis Colts' safeties coach, his second stint with the club after previously serving as the defensive backs coach for 10 seasons (2002-2011). He has additional stops with the Tampa Bay Buccaneers (2001), Minnesota Vikings (2012-13) and Detroit Lions (2014-17).

During his first season in Chicago, Williams helped guide a defense that was the youngest on-field roster in the NFL, as Bears defensive rookies led all teams with 3,538 total snaps. Despite a young roster, the Bears' defense finished the season ranked among the Top-10 in several categories: completions allowed (323, 6th), interception percentage (2.9%, 8th), interception yards (201, 9th) and fourth down conversions (6, 1st) to name a few.

Through the first eight weeks of the 2022 season, the Bears defense ranked fourth in the league with nine interceptions. Four of those picks came from All-Pro safety Eddie Jackson, who saw a bounce-back season under Williams prior to being placed on IR following Week 12. In Weeks 1-12, Jackson ranked third among all NFL safeties in solo tackles (59), fifth in total tackles (80) and his four interceptions were tied for second in the NFL and were the most by a Bears safety since the start of the 1990 season.

In Williams' four seasons as the Colts' safeties coach, he and then-defensive coordinator Matt Eberflus were part of the only NFL defensive unit to be ranked in the top-10 in scoring, run defense and takeaways in their last two seasons (2020-21). From 2018-21, the Colts finished in the top-10 in the NFL in run defense and takeaways. They also ranked in the top-10 in scoring defense in three of their four seasons with the organization and were the least penalized defense in the league in 2019 and 2021. The Colts also finished in the top-10 in run defense in each of their last three seasons and reached the playoffs in two of the last four seasons (2018 and 2020). In 2021, the Colts were tied for third in the NFL with 19 interceptions.

In 2020, the Colts ranked sixth in the NFL in passes defended (78). Indianapolis also tied for seventh in the league in interceptions (15) and games with multiple interceptions (four). The team led the league with four interceptions returned for touchdowns. In his second season, safety Khari Willis compiled 82 tackles (63 solo), 3.0 tackles for loss, 2.0 sacks, two interceptions (one returned for a touchdown), six passes defended and one forced fumble. He finished third on the team in total tackles for the second consecutive season.

In 2019, the Indianapolis defense was stout against the run and finished seventh in the league after allowing 97.9 yards per game. The Colts defense also ranked in the top-10 in interceptions (15, seventh) and takeaways (23, tied-10th).

In 2018, Indianapolis' defense finished 11th in the league in total defense. The unit also ranked eighth in rush defense and 10th in the NFL in points allowed and registered the second-most tackles-for-loss in the league. Indianapolis was also one of only three teams to not allow a 100-yard rusher despite facing five of the top-10 rushers in the NFL. The Colts defense forced at least one turnover in a league-most 15 games, including multiple turnovers in seven games.

In his final season with the Detroit Lions in 2017, Williams guided a defensive unit that posted the fourth-most interceptions in the NFL (19) while tying for the league-high in interceptions returned for touchdowns (three). The Lions also tied for 10th in passes defended (79). Williams helped guide cornerback Darius Slay to his first career Pro Bowl and Associated Press All-Pro Team selections. Slay had a career year as he registered 60 tackles (54 solo) and set career highs with eight interceptions, 26 passes defended and one fumble recovery. Slay finished first in the NFL in passes defended and tied for first in interceptions.

In 2016, the Lions were one of only two teams (Tampa Bay) in the NFL with three safeties who recorded two-or-more interceptions and one of five teams who featured four safeties with at least one interception. Detroit's seven interceptions by safeties marked the third time since 2000 that Lions safeties registered seven-or-more interceptions in a season since 2000.

In Williams' first season as the defensive backs/safeties coach with Detroit in 2014, he had an immediate impact on the Lions' secondary. By the end of the season, the Lions had allowed the fewest rushing yards allowed (1,109 yards/69.3 yards per game) in the NFL. Detroit's safeties unit also led the NFL in interceptions (11) and ranked fourth in passes defended (20). Defensive Back Glover Quin had the most productive season of his career under Williams, compiling 73 tackles (57 solo), a career-high seven interceptions and 10 passes defended; all of which earned his first-career Pro Bowl selection.

Williams' first tenure as a defensive coordinator was in Minneapolis with the Vikings (2012-13). Under Williams' guidance, the Vikings were tied for seventh in sacks (85.0) and ninth in tackles for loss (91.0). In 2013, despite being forced to play with a depleted secondary majority of the season due to injuries, safety Andrew Sendejo, cornerback Marcus Sherels and cornerback Shaun Prater all logged their first career interceptions under Williams. Veteran defensive end Jared Allen also had a standout season, leading the team in sacks with 11.5 while fellow defensive end Brian Robison recorded a career-best 9.0 sacks.

Prior to his stint in Minneapolis, Williams spent a decade coaching the Colts secondary, where he worked with some of the NFL's best safeties, including Antoine Bethea and Bob Sanders. From 2002-2011, the Colts ranked in the top-six in the NFL in passing defense five times and only once did not finish in the top-15. Williams guided Bethea (2007, 2009) and Sanders (2005, 2007) each to two Pro Bowl seasons. In 2007, Sanders was named the Associated Press Defensive Player of the Year, the first Colts player to ever receive the honor.

From 2002-2010, the Colts earned nine-consecutive playoff berths. During the playoffs, the defense recorded 18 interceptions, including seven during the team's playoff-run to their Super Bowl XLII win over Chicago in 2006. In 2008, Williams' secondary also helped the Colts defense set an NFL record for fewest passing touchdowns allowed with six, the lowest number ever surrendered in a 16-game season.

Williams NFL coaching career began with the Tampa Bay Buccaneers in 2001, while he served as a defensive assistant under former head coach Tony Dungy. In Tampa Bay, Williams worked with All-Pro players such as John Lynch and Ronde Barber. He also coached alongside current Steelers Head Coach Mike Tomlin and helped the Bucs reach a 9-7 record and an NFC Wild Card berth.

A former running back standout at William & Mary (1988-91), Williams returned to his alma mater to begin his collegiate coaching career in 1996. At William & Mary, he coached the running backs (1996-97) and defensive backs (1998-2000) for five seasons. Williams got his start in coaching as an assistant head coach at Norview (Va.) High School, where he tutored the running backs and defensive backs from 1992-95.

A Norfolk, Va. native, Williams and his wife, Lisa, have three children – Christian, Solomon and Nathan.



Luke
GETSY
OFFENSIVE COORDINATOR

School: Akron
Hometown: Munhall, Pa.
Birthday: Feb. 16, 1984

GETSY

Chicago Bears offensive coordinator Luke Getsy enters his second season with the club in 2023.

Getsy has 16 years of coaching experience, including eight in the National Football League, all coming with the Green Bay Packers (2014-17, 2019-21) and Chicago Bears (2022-present).

Most recently in 2022, Getsy helped guide the Bears to a franchise record in team rushing, totaling 3,014 yards on the ground while also finishing with the top rushing mark in the entire league. The last time the Bears led the NFL in rushing yards was in 1986 when they totaled 2,700 yards on the season.

Individually, Getsy and quarterback Justin Fields were able to rewrite the record books through several season-long and single-game performances. Fields finished the season with 1,143 rushing yards, becoming one of three quarterbacks in NFL history to rush for 1,000+ yards in a single season, joining Lamar Jackson (2019, 2020) and Michael Vick (2006). Fields' season totals were also a Bears single-season rushing record by a quarterback.

Additionally, against Miami in Week 9, Fields rushed 15 times for 178 yards at Soldier Field, breaking Vick's previous single-game rushing record of 173 yards when Atlanta visited Minnesota in Week 13 of the 2002 season. Fields' 178-yard rushing performance now stands as the highest rushing total by any quarterback in a regular-season game since at least 1940.

During his seven seasons in Green Bay, Getsy was part of five NFC North Division Championships and six postseason runs. Most recently in 2021, his final season in Green Bay, Getsy completed his second year as the club's quarterbacks coach and passing game coordinator, where he helped guide Aaron Rodgers to both an MVP season and his fourth consecutive Pro Bowl honor. Since taking over the Passing Game Coordinator/Quarterbacks role at the start of the 2020 season, Rodgers recorded 24 games with multiple touchdown passes and zero interceptions, passing Tom Brady's 19 games during the 2010-11 seasons for the most in a two-season span in NFL history.

In 2020, Getsy helped guide an offense that led the league in scoring (31.8 ppg), set an NFL record for red zone touchdown percentage (80.0 pct., No. 1 in the NFL since 1981) and posted the team's highest third-down percentage since 1970 (49.4 pct.). Getsy coached Rodgers to NFL Most Valuable Player honors from the Associated Press for the third time in his career (2011, 2014), joining Peyton Manning, Tom Brady and Brett Favre as the only players to earn the honor three or more times since 1961. Rodgers' 121.5 passer rating that year ranked No. 2 in league history behind only his own 122.5 rating in 2011, while his league-leading 48 touchdown passes and 70.7 completion percentage both were team records. Rodgers was also named to his ninth career Pro Bowl and led the league with a 9.80 TD/INT ratio, the top mark in NFL history among QBs with 30-plus passing touchdowns in a season.

In his first season leading Green Bay's quarterbacks room in 2019, Getsy helped Rodgers earn his eighth career Pro Bowl selection after throwing for 4,002 yards and 26 touchdowns with four interceptions, his second consecutive season with 4,000-plus passing yards. Rodgers led the league in lowest INT percentage (0.70), the second best single-season mark in team history, and tied for the NFL lead with 12 zero interception games.

In his lone season at Mississippi State in 2018 as offensive coordinator and wide receivers coach, Getsy helped the Bulldogs rank No. 2 in the Southeastern Conference in rushing offense (223.6 ypg, No. 20 in the nation) and yards per carry (5.66, No. 12 in the nation). MSU rushed for at least 300 yards in four games that year, the most in the SEC. Four different Bulldogs combined for an SEC-best 13 individual 100-yard rushing games, led by QB Nick Fitzgerald (seven). MSU tied for No. 1 in the fewest fumbles in fumbles lost with only three and tied for No. 3 in the country with just nine total fumbles. The Bulldogs racked up 66 offensive plays of 20 or more yards, the most by the team since 2015.

As wide receivers coach with the Packers in 2016-17, Getsy worked with WR Davante Adams, who was the only player in the NFL with 70-plus receptions and 10-plus receiving touchdowns in both of those seasons. Adams led the team with 74 catches for a team-high 885 yards (12.0 avg.) and 10 touchdowns in 2017 on his way to earning Pro Bowl recognition for the first time in his career.

In Getsy's first year as receivers coach in 2016, Green Bay was one of two teams in the NFL (New Orleans) to have three wide receivers (Jordy Nelson, Adams and Randall Cobb) with 60-plus receptions and 600-plus receiving yards. After missing the 2015 season due to a knee injury, Nelson was named the Associated Press NFL Comeback Player of the Year after starting all 16 games and leading the team in all three receiving categories with 97 receptions for 1,257 yards (13.0 avg.) and 14 touchdowns. Adams posted then-career highs with 75 catches for 997 yards (13.3 avg.) and 12 touchdowns. Nelson led the NFL in receiving touchdowns (4) and Adams was tied for No. 2 (12) as they became only the second teammate duo in franchise history with 12-plus TD catches each in the same season (Nelson and Cobb, 2014).

In 2015, Getsy helped guide an offense that posted eight zero turnover games, tied for the best mark (2009) in franchise history to that point (since 1933). In his first season in Green Bay in 2014, he was part of an offensive staff that helped the Packers lead the league in scoring (30.4 ppg) and tie for No. 1 in the NFL in fewest giveaways (13).

Getsy spent the 2013 season working with the wide receivers group at Western Michigan, where he tutored current Jets WR Corey Davis, who earned second-team All-Mid-American Conference honors and was named Freshman of the Year in the conference after catching 67 passes for 941 yards (14.0 avg.) and six touchdowns. Davis also earned Freshman All-American honors from the Football Writers Association of America. Getsy helped build the Broncos' 2014 recruiting class that was rated in the top 50 nationally and the best in MAC history by Rivals.com. He recruited LS Wyatt Pfeifer of Delaware, Ohio, to Western Michigan, the only MAC signee to be selected to the U.S. Army All-American Bowl.

As the offensive coordinator and quarterbacks coach at Indiana University of Pennsylvania (2011-12), Getsy helped guide the Crimson Hawks to the Pennsylvania State Athletic Conference title and a final ranking of No. 6 in Division II in 2012. The team ranked No. 10 nationally in rushing offense with an average of 259.3 yards per game, led by a pair of 1,000-yard rushers in Harvie Tuck (1,660) and DeAntwan Williams (1,325). Tuck was named the PACS Offensive Player of the Year for the Western Division in 2012. In 2011, Tuck rushed for 1,007 yards (No. 3 in the conference) and QB Pat Smith posted a 155.0 passing efficiency rating (No. 4 in the conference) under Getsy's direction.

Prior to his arrival at IUP, Getsy served as an offensive graduate assistant at the University of Pittsburgh in 2010. He was part of a staff that helped guide the Panthers to a share of the Big East title and an appearance in the BVA Compass Bowl, where they beat Kentucky, 27-10.

He began his coaching career at his alma mater, the University of Akron, serving as a graduate assistant from 2007-08. As a player at Akron, Getsy set 24 individual school records in his two seasons with the Zips after transferring from Pittsburgh. As a junior in 2005, he led the MAC with 3,455 passing yards, the second-best single-season mark in school history to that point behind only Charlie Frye's 3,549-yard total in 2003. Getsy led the Zips to the conference title that season and was named MVP of the MAC Championship Game after throwing for 413 yards in a 31-30 victory vs. Northern Illinois. He went on to throw for 455 yards, a Motor City Bowl record, along with four touchdowns, against Memphis in the Zips' first-ever Division I FBS bowl game.

In his final season at Akron, Getsy led the MAC with 2,665 passing yards on 199-of-380 passing and added 18 touchdowns. In just two seasons with the Zips, Getsy threw for 6,117 yards, the third most in school history, and 41 touchdowns with 23 INTs on 477-of-905 passing. He graduated with a degree in marketing management and sales management, earning MAC All-Academic honors in 2005 and 2006.

Following his collegiate career, Getsy played in the North-South All-Star Classic in Houston. He was signed by the San Francisco 49ers as an undrafted free agent in May 2007 and was with the club through the preseason. Getsy earned first-team AP all-state honors as a senior at Steel Valley High School in Munhall, Pa., after completing 102 of 172 passes for 1,654 yards and 16 touchdowns. The first four-year starter in school history, he finished his career as the Western Pennsylvania Interscholastic Athletic League's all-time leading passer with 6,021 yards and led his school to the WPIAL playoffs four times. Getsy was selected to the Pittsburgh Post-Gazette's "Fabulous '22" team and the Pittsburgh Tribune-Review's "Terrific '25" squad.

Getsy and his wife, Tina, have three sons, John, Paul and Adam, and a daughter, Nora.



Richard
HIGHTOWER
SPECIAL TEAMS COORDINATOR

School: Texas
Hometown: Houston, Texas
Birthday: Sept. 15, 1980

Richard Hightower enters his second season as the Chicago Bears special teams coordinator in 2023 and his third year overall in Chicago after previously serving as the club's assistant special teams coach in 2016. Hightower has 16 years of NFL coaching experience, including stops with the Houston Texans (2006-08), Washington Commanders (2010-13), Cleveland Browns (2014), San Francisco 49ers (2015; 2017-21) and Chicago Bears (2016; 2022-present).

Most recently in 2022, Hightower's first year as the Bears special teams coordinator, the Bears finished as one of the top special teams units across the league in several categories; they led the NFL in fewest penalties committed, were second in the NFL in special teams takeaways, second in the league in kickoff return average (fifth in drive start position), second in the NFL in opponent field goal percentage, third in the NFL in tackles inside the 20-yard line on kickoff while also posting the third-highest net punt average in Bears history.

Individually, Bears Kicker Cairo Santos connected on 21-of-23 field goal attempts (91.3%) this past season. In doing so, he became the most accurate kicker in Bears history (min. 80 attempts), knocking in 78-of-87 (89.7%) field goals in a Bears uniform. Newcomer Trenton Gill finished the 2022 regular season logging 66 punts and compiled a 46.0 average (40.3 net). Gill's net average is the third-highest single-season net average dating back to 1920, and the 46.0 average was the fourth-highest single-season average in franchise history. In the return game, rookie wide receiver Velus Jones Jr. showed growth as a kick returner, producing an average of 27.6 yards on 22 returns, good for the 12th-highest single-season kick return average in Bears history (min. 15 attempts).

Prior to his arrival in Chicago, Hightower spent the 2017-21 seasons in San Francisco as the club's special teams coordinator. During the 2021 season, the 49ers' special teams played a key role in the team's postseason run to the NFC Championship game. In the divisional round win at the Packers, Hightower's unit blocked a punt for a touchdown late in the fourth quarter to tie the game, and also converted on the game-winning field goal as time expired. They also blocked a field goal as time expired going into halftime to keep it a one-possession game. Then to open the second half, Deebo Samuel set the 49ers up with great field position with a 45-yard kickoff return.

Punter Mitch Wishnowsky had an outstanding year in 2021. He earned his second-career NFC Special Teams Player of the Week honor after Week 2 after his outing against the Eagles where he recorded two punts that pinned Philadelphia inside their own 10-yard line, neither resulting in points, and finished the day with five punts for 226 yards (45.2 average) with three landing inside the 20. He also earned NFC Player of the Month honors for September. That month, Wishnowsky registered 11 punts for 515 yards (46.8 average), including a long of 59. Those 11 punts were returned for a total of only 19 yards and of his 11 punts, six landed inside the opposition's 20-yard line. Wishnowsky and special teamer Trenton Cannon also were named Pro Bowl alternates following the 2021 season.

From 2017-20, the 49ers kicking unit tied for second in the NFL in made field goals (124) and fifth in field goal percentage (88.6). In addition, San Francisco's punt coverage ranked second over that time span, holding opponent punt returns to an average of 6.2 yards per return.

In 2020, Hightower helped Wishnowsky record the ninth-most punts inside the 20-yard line (25) in the NFL while finishing in the top-12 in both net (41.6, 12th) and gross (46.9, 11th) average. Kicker Robbie Gould converted 19 of 23 field goals (82.6 percent) and earned NFL Special Teams Player of the Week honors in Week 12.

In 2019, Hightower led the 49ers special teams unit that had an average starting field position of the 32.1-yard line, ranking second in the NFL. San Francisco also held opponents to an average starting field position of the 24.7-yard line, which ranked seventh. Gould connected on 23 of 31 field goal attempts and finished the season with 110 points, marking his third-consecutive 100-or-more point season with the 49ers. He was also named Special Teams Player of the Month for December for the third-consecutive season since joining the 49ers in 2017. Wishnowsky registered a 44.9 punt average which ranked second among all rookies in franchise history (min. 20 punts) and wide receiver Richie James Jr. ranked seventh in the NFL in punt return average (8.0) and 10th in kickoff return average (21.4).

Under Hightower in 2018, San Francisco's special teams units flourished. Gould set the 49ers single-season franchise record for field goal percentage (97.1), as he connected on 33 of 34 field goal attempts and finished the season with 126 points. He also set the franchise record for most consecutive field goals made (33) and finished the season connecting on each of his final 23 attempts. Gould was named NFC Special Teams Player of the Month for December and was a two-time recipient of the NFC Special Teams Player of the Week Award (Week 2 & 15). Rookie WR Richie James Jr. was named All-NFC kick returner by the PFWA as he averaged 25.2 yards per kickoff return, which ranked seventh in the NFL. James Jr. also registered the team's first Kickoff return for a touchdown (97 yards) since 2011.

In 2017, the 49ers special teams units excelled under Hightower's guidance. In his first season with the 49ers, Gould had a career year, leading the NFL with a career-high 39 made field goals and finishing third in the NFL with a career-high 145 points. Gould's 39 made field goals were the second-most in a single-season in franchise history (K David Akers - 44 made field goals in 2011) and tied for the third-most in a single-season in NFL history. P Bradley Pinion set a career high with a 41.3 net punting average and the punt coverage unit ranked second in the NFL, allowing 4.2 yards per return. The 4.2 opponent punt return average was the eighth-best in the NFL since 2001.

As an assistant special teams coach with Chicago in 2016, the Bears kickoff coverage team finished seventh in the NFL in opponent drive start average. Deonte Thompson led the NFL in kickoff returns with 35 and ranked second with 810 yards. Punt returner Eddie Royal scored on a 65-yard touchdown on Monday Night Football against the Philadelphia Eagles, while Sherrick

McManis led the Bears in special teams tackles and finished top 10 in the NFL, recording 13 stops.

In 2015, Hightower first joined San Francisco as an assistant special teams coach. That season, Hightower helped the 49ers punt coverage unit rank eighth in the NFL allowing just 6.4 yards per return, while working with rookie P Bradley Pinion. K Phil Dawson was 10th in the NFL with an 88.9 field goal percentage (tied for the fourth highest percentage of his 17-year career at the time).

Hightower spent the 2014 season working on offense in Cleveland assisting the wide receivers after working as an assistant special teams coach for four seasons in Washington (2010-13). With Washington, he worked under longtime special teams coordinator Danny Smith. Hightower also spent two seasons (2012-13) as the assistant defensive backs coach with Washington. Over his four seasons in Washington, they ranked third in the NFL in kickoff coverage, allowing just 21.2 yards per return, including leading the league in 2010 and 2011. Hightower's coaching on special teams helped Lorenzo Alexander lead the NFL with 21 special teams tackles en route to being named the NFC's special teams player in the Pro Bowl, in 2012. Hightower was also instrumental in the development of first-year kicker Kai Forbath, who broke an NFL record by hitting his first 17 field goal attempts and led the NFL with a 94.4 field goal percentage.

As assistant defensive back coach, Hightower helped the unit rank sixth in the NFL in interceptions (37) and tied for second in the NFL in interception returns for touchdowns (seven) over the two-year span. DeAngelo Hall led the NFL in defensive touchdowns (three). In 2012, Washington ranked first in the NFC in passes defended and had four returned touchdowns.

From 2006-08, Hightower was on Houston's coaching staff as a coaching assistant (2006-07) before being elevated to special teams assistant (2008). In Houston, he served under widely respected then-special teams coordinator Joe Marciano, who had more than 30 years of experience coaching special teams at the time. In 2008, Houston was 11th in the NFL in kickoff coverage (22.3 yards per return). Punt returner Jacoby Jones finished fifth in the NFL and second in Houston single-season annals with a 12.1 average, including a franchise single-season record two punt return touchdowns. Kicker Kris Brown set franchise records for points (124), field goals made (29) and field goal percentage (87.9). In 2007, the kickoff return unit featuring Jerome Mathis and Andre Davis became only the fourth team in NFL history to score four touchdowns on kickoff returns in a single season.

In between his time in Houston and Washington, Hightower spent the 2009 season as wide receivers coach at the University of Minnesota. Under his tutelage, Eric Decker was named a First-Team All-Big Ten selection that season before being selected by the Denver Broncos in the third round (87th overall) of the 2010 NFL Draft.

A native of Houston, Hightower earned his bachelor's degree in marketing from the University of Texas where he was a three-year letterman and special teams standout for the Longhorns. He went to Austin as an academic scholar and later earned an athletic scholarship after walking on. Following his senior season, then-head coach Mack Brown and his staff voted Hightower the D. Harold Byrd Leadership Award winner.

Hightower and his wife, Lanet, have two sons Jaxson and Kaden and a daughter, Reagan.

AIKMAN EFFICIENCY RATINGS

From 1995-2021, the Aikman Efficiency Ratings measure offensive and defensive performance using a combination of seven key statistics identified by Troy Aikman, and then measured against league norms (and extremes). An offense or defense performing exactly at league norms in all categories will achieve a score of 75 while an exceptional unit would score 90 or more. Each unit starts with a base of 50 points and then has points added (or in two cases subtracted) to build the final ranking. (*Super Bowl winner; #Super Bowl loser)

Offense	Bears	League Leader	Defense	Bears	League Leader
1995	5 (81.80)	Cowboys (88.07)*	25	(71.42)	49ers (87.99)
1996	20 (71.64)	Packers (84.13)*	18	(74.47)	Packers (89.61)*
1997	27 (65.04)	Bengals (86.88)	20	(73.78)	49ers (85.26)
1998	26 (65.67)	Vikings (93.93)	26	(68.90)	Falcons (84.67)#
1999	28 (64.32)	Rams (89.39)*	22	(75.35)	Buccaneers (87.98)
2000	26 (65.80)	Rams (92.30)	24	(69.68)	Ravens (100.97)*
2001	20 (71.43)	Rams (88.86)#	3	(85.41)	Eagles (88.96)
2002	28 (68.63)	Chiefs (93.57)	19	(71.26)	Buccaneers (91.55)*
2003	26 (68.94)	Chiefs (93.94)	22	(71.50)	Patriots (86.93)*
2004	32 (57.00)	Colts (94.40)	11	(78.70)	Ravens (84.20)
2005	28 (66.40)	Seahawks (92.60)#	1	(89.30)	BEARS (89.30)
2006	18 (74.20)	Colts (93.58)*	2	(86.50)	Ravens (93.60)
2007	29 (67.20)	Patriots (99.00)#	14	(75.60)	Chargers (82.00)
2008	26 (75.40)	Saints (88.70)	8	(75.10)	Steelers (89.20)*
2009	25 (70.40)	Vikings (89.70)	27	(67.10)	Jets (86.80)
2010	27 (70.10)	Patriots (93.70)	2	(80.60)	Steelers (86.00)#
2011	22 (74.20)	Saints (98.80)	4	(77.40)	49ers (84.50)
2012	20 (76.60)	Patriots (99.00)	1	(82.50)	BEARS (82.50)
2013	5 (86.70)	Broncos (99.80)#	29	(61.40)	Seahawks (87.00)*
2014	20 (78.00)	Packers (92.1)	25	(65.9)	Texans (77.80)
2015	21 (79.70)	Panthers (92.20)#	22	(64.3)	Jets (83.50)
2016	26 (75.9)	Falcons (97.4)#	25	(64.0)	Giants (78.6)
2017	25 (74.2)	Patriots (93.1)#	6	(73.6)	Jaguars (83.1)
2018	13 (85.5)	Chiefs (100.2)	1	(81.2)	BEARS (81.2)
2019	26 (75.0)	Ravens (98.7)	9	(71.9)	Patriots (85.8)
2020	24 (81.1)	Packers (100.4)	12	(66.6)	Rams (76.1)
2021	29 (73.0)	Buccaneers (93.9)	18	(66.6)	Bills (80.1)



Dave
BORGONZI
(OF-GONE-200)
LINEBACKERS

School: Amherst
Hometown: Everett, Mass.
Birthday: Nov. 19, 1982

Dave Borgonzi enters his second season as linebackers coach for the Chicago Bears in 2023. He does so with 17 years of coaching experience, including 12 in the National Football League with stops in Indianapolis (2018-21), Tampa Bay (2014-17) and Dallas (2011-13). Prior to arriving in Chicago, he spent the 2018-21 seasons with Coach Eberflus in Indianapolis coaching the linebackers.

In his first season with the Bears, Borgonzi helped guide a defense that was the youngest on-field roster in the NFL, as Bears defensive rookies led all teams with 3,538 total snaps. Linebacker Nicholas Morrow, in his fourth season in the NFL and his first with the Bears, led the team with a career-high 116 tackles. Newcomer Jack Sanborn, who joined the Bears in 2022 as an undrafted rookie out of the University of Wisconsin, made six starts from Weeks 9-15 before being placed on injured reserve. During that span, he ranked second amongst all defensive players in solo tackles (47). In his fourth career start vs. the Jets in Week 12, he logged a season-high 14 tackles, the most ever by a Bears rookie in a single game. He had three starts in which he finished with 10+ combined tackles, which tied for the second-most such games by a rookie in Bears franchise history, trailing only Roquan Smith's six games with 10+ tackles during the 2018 season. Sanborn's new role in the starting lineup came after a Week 9 trade which sent Smith to the Baltimore Ravens. Prior to the trade, Smith led all defensive players with 83 tackles (52 solo).

While in Indianapolis under Eberflus and Borgonzi, the Colts were the only NFL defensive unit to be ranked in the top-10 in scoring, run defense and takeaways in each of their final two seasons with the organization. The Colts also finished in the top-10 in the NFL in run defense and takeaways in all four of their years with the organization. The duo also helped Indianapolis reach the playoffs in two of the past four seasons (2018 and 2020).

Borgonzi helped mentor All-Pro LB Shaquille Leonard into one of the most productive players at his position in the NFL. Since being drafted by the Colts in 2018, Leonard has become a four-time Associated Press All-Pro and three-time Pro Bowler. His career totals include 549 tackles (351 solo), 30.0 tackles for loss, 15.0 sacks, 12 interceptions (one returned for a touchdown), 31 passes defended, 17 forced fumbles and seven fumble recoveries.

Borgonzi also received strong contributions from Bobby Okereke. In his third season with Borgonzi's linebackers unit in 2021, Okereke registered a career-high 130 tackles (89 solo), three tackles for loss, two interceptions, four passes defended and 1.0 sack for minus-9 yards.

In 2019, Indianapolis finished seventh in the league after allowing 97.9 rushing yards per game, marking the first time that the Colts, who ranked eighth in rush defense in 2018, finished the year ranked in the top-10 in run defense in back-to-back seasons since 1976-77.

In 2018, Borgonzi assisted with and developed a linebackers group that featured four notable rookies (Matthew Adams, Zaire Franklin, Leonard and Skai Moore) and one second-year player (Anthony Walker). The group was spearheaded by Leonard, who finished his rookie season as the NFL leader in total tackles (163) while adding 12.0 tackles for loss, 7.0 sacks, eight passes defended, two interceptions, four forced fumbles and two fumble recoveries. Leonard was named Associated Press First Team All-Pro and AP Defensive Rookie of the Year.

Prior to his four-year tenure in Indianapolis, Borgonzi served as defensive quality control/assistant linebackers coach in Tampa Bay for four seasons (2014-17). In 2016, the Buccaneers defense forced 29 takeaways, the third-highest mark in the league, along with 17 interceptions, tying them for the fourth most in the NFL.


In 2015, Borgonzi helped a defense that ranked in the top-10 in yards allowed (340.4), while allowing the second-lowest rushing average in the NFL (3.45). Lavonte David (147 tackles) and Kwon Alexander (93 tackles) finished as the top two tacklers on the team.

Prior to joining the Buccaneers, Borgonzi was with the Dallas Cowboys for three seasons serving as a coaching assistant. In his first two seasons, he assisted on the defensive side of the ball, specifically focusing on the secondary (2011-12). In 2013, he became an offensive assistant, spending the majority of his time assisting the offensive line.

Before the NFL, Borgonzi spent five years coaching at the collegiate level. He spent time at both Harvard (2008-10) and Syracuse (2006-07). While in Cambridge, Borgonzi served as the assistant defensive secondary coach and helped with recruiting. At Syracuse, he spent two years as a graduate assistant working with the secondary and defensive line, all while earning his master's degree in education. He also assisted the team with special teams and recruiting.

A native of Everett, Mass., Borgonzi graduated from Amherst College with a degree in law, jurisprudence and social thought. While at Amherst, he was a three-year starter at linebacker (2001-04) and was named team captain his senior year.

Borgonzi and his wife, Alyssa, have daughter, Gianna, and a son, James.



Zach
CABLE
OFFENSIVE QUALITY CONTROL

School: Idaho
Hometown: Renton, Wash.
Birthday: May 16, 1995

Offensive quality control coach Zach Cable is in his first season with the Bears in 2023. Cable possesses five years of coaching experience, including four seasons in the NFL.

Before joining the Bears, Cable worked as the outside linebackers coach at the University of Northern Colorado during the 2022 season. Prior to that, he gained his first years of NFL experience working as an offensive and defensive assistant with the Raiders from 2018-21, where he worked with the offensive line, tight ends and linebackers, including All-Pro tight end Darren Waller, linebacker Nick Kwiatkoski and linebacker Cory Littleton. In his final season in Las Vegas in 2021, the Raiders qualified for the playoffs for the second time since the 2003 season.

Cable played defensive lineman at the University of Idaho and was a three-year starter and two-time captain in 2016 and 2017. He graduated from Idaho with degrees in Organizational Sciences and General Studies with a minor in Psychology. He is the son of former NFL coach Tom Cable.



Andre CURTIS SAFETIES

School: VMI
Hometown: Beaverdam, Va.
Birthday: Dec. 8, 1976

Andre Curtis enters his second year as the Chicago Bears safeties coach in 2023.

Curtis enters the 2023 season with 23 years of coaching experience, including 17 in the National Football League. Prior to his arrival in Chicago, he spent seven seasons in Seattle (2015-21), three in New Orleans (2012-14), three in St. Louis (2009-11) and three within the New York Giants organization (2006-08).

Most recently in 2022, Curtis' first year with the club, the Bears saw considerable growth and progress from rookie second-round pick Jaquan Brisker and All-Pro free safety Eddie Jackson. Brisker made 15 starts in 2022, logging 104 tackles (73 solo), 4.0 sacks, one interception, five tackles for loss, one forced fumble, one fumble recovery and two passes defended. The 104 combined tackles were the second-most in the NFL by a rookie defensive back, as well as second on the team. His 4.0 sacks are also the most ever by a Bears' rookie. Jackson also enjoyed a resurgent 2022 season before being placed on injured reserve following Week 12. Prior to his IR designation, Jackson ranked third among all NFL safeties in solo tackles (59), fifth in total tackles (80) and was tied for second in interceptions (4). His 80 total tackles in Weeks 1-12 were the most by any Bears defensive back since the start of the 1994 season and his four interceptions were tied for the second-most interceptions by a Bears safety since the start of the 1990 season.

During his tenure in Seattle, six defensive backs combined to make nine trips to the Pro Bowl in Kam Chancellor (2015), Richard Sherman (2015, 2016), Earl Thomas (2015, 2017), Shaquill Griffin (2019), Jamal Adams (2020) and Quandre Diggs (2020, 2021).

In 2021, Curtis coached Diggs to his second-career Pro Bowl selection after recording five interceptions for the second-straight year. Diggs is currently the only player in the NFL to record at least three interceptions in each of the last five seasons. With Curtis' assistance, Diggs also recorded a career-high 94 tackles. Adams had a standout season despite missing five games due to injury. He finished the season with 87 total tackles, two interceptions and five passes defended.

In 2020, he coached Adams and Diggs to the Pro Bowl. With Curtis' assistance, Adams set the NFL record for most sacks by a defensive back in a season (9.5) and became the first defensive back to lead his team in sacks since 2011 (Roman Harper, 7.5). Diggs led the team with five interceptions, tying him for fourth in the NFL. In total, Seattle intercepted 14 passes, tying them for 10th in the NFL with 22 takeaways.

The 2019 season saw Griffin earn his first Pro Bowl appearance after he posted a career-high 65 tackles (45 solo) and 13 passes defended, ranking 14th in the league. Flowers recorded a career-high three interceptions. Curtis also began tutoring Diggs after a mid-season trade with Detroit. Diggs' presence was immediately felt with veteran leadership and three interceptions, returning one for a touchdown.

By the end of the 2018 season, Seattle's secondary saw three new starters in the backfield in Flowers, safety Bradley McDougald and safety Tedric Thompson, teaming with Griffin.

In 2017, Curtis oversaw Seattle's defensive backs unit, a position he was promoted to in 2016. During the 2017 season, Thomas returned from a broken leg suffered in 2016 and was named All-Pro for the fifth time. He was also selected to his sixth-career Pro Bowl after recording 88 tackles (56 solo) and two interceptions, one of which he returned for a touchdown. In 2016, Curtis coached Sherman to his fourth Pro Bowl, after the cornerback recorded a team-leading four interceptions in 2016.

In his first season with Seattle in 2015, he worked as an assistant secondary and safeties coach. With Curtis' help, the Seahawks secondary boasted three Pro Bowlers in Chancellor, Sherman and Thomas for the third consecutive season as they helped Seattle rank second in total defense (291.8 ypg) and pass defense (210.3 ypg) in the NFL.

Prior to his arrival in Seattle, Curtis spent two seasons with the New Orleans Saints as the assistant secondary coach (2012-14). In 2014, he worked closely with safety Kenny Vaccaro and cornerback Keenan Lewis. Vaccaro was a PFWA All-Rookie selection as he led the secondary with 93 tackles and Lewis led the team with a career-high four interceptions in 2013.

Curtis joined the NFL as a defensive quality control coach for the Giants from 2006-08. He went on to coach defensive backs/safeties for the St. Louis Rams from 2009-11. In 2011, the Rams finished seventh in the NFL in pass defense (206.7 ypg).

Prior to the NFL, he coached the defensive ends at Georgia Southern (2004-05) and linebackers at his alma mater, Virginia Military Institute (VMI), from 2000-03. While on the VMI staff, Curtis worked for the New York Jets during training camp in 2002. He also assisted the Tampa Bay Buccaneers during training camp in 2003 as a part of the NFL's Bill Walsh Minority Coaching Fellowship.

Curtis was a four-year starter at linebacker for VMI from 1996-99. He started 31 consecutive games and finished with 354 career tackles, while earning second-team All-Southern Conference honors in 1998.

Curtis is a native of Beaverdam, Va., and has a bachelor's degree in economics and business from VMI.



Jim
DRAY
TIGHT ENDS

School: Stanford
Hometown: Paramus, N.J.
Birthday: Dec. 31, 1986

DRAY

Chicago Bears tight ends coach Jim Dray enters his second season with the club in 2023.

Dray enters his sixth season overall in coaching, having made additional stops with the Arizona Cardinals (2020-21), Cleveland Browns (2019) and Stanford University (2018).

Dray completed his first season as the Bears tight ends coach in 2022, where he aided in the development of third-year tight end Cole Kmet, who finished the season with a career-best seven touchdown receptions – tied for the third-most among all tight ends in the NFL. Kmet's seven touchdowns were also the fourth-most touchdown receptions by a Bears tight end in a single season. He also led the team in receiving yards, totaling 544 yards on 50 catches (10.9 avg.).

Prior to his arrival in Chicago, Dray completed his second season in Arizona in 2021 as an offensive quality control coach. The Cardinals finished 11-6 during the 2021 season, good for second in the NFC West, and earned an NFC wild card berth. The Cardinals' offense finished fifth in the NFC in points per game (26.4) and fourth in yards per game (373.6).

Dray began his coaching career at his alma mater, Stanford, as an offensive assistant in 2018 prior to working as an offensive quality control coach with the Cleveland Browns in 2019.

An eight-year NFL veteran, Dray was selected by the Cardinals in the seventh round (233rd overall) of the 2010 NFL Draft out of Stanford. He also played with Cleveland (2014-15), Buffalo (2016) and San Francisco (2016). He appeared in 94 career games (38 starts) and finished his career with 56 receptions for 605 yards (10.8 avg.) and three touchdowns.

Dray started 39 career games at Stanford and had 41 receptions for 455 yards and seven touchdowns, earning second-team All-Pac 10 honors as a senior while helping the Cardinal finish 11th in the nation in rushing yards per game that season (218.2).

A native of Paramus, N.J., Dray was named first team All-Bergen County, All-North New Jersey, all-league, as well as second-team All-State as a junior and senior at Bergen Catholic (Oradell, N.J.) High School. He finished his prep career with 66 receptions for 786 yards and five touchdowns, earning MVP honors in the 2003 state championship game.

Dray and his wife, Kelly, have a daughter, Leighton.



Harrison
FREID
(Freid)

**DIRECTOR OF RESEARCH &
ANALYSIS**

School: University of Michigan

Hometown: Needham, Massachusetts

Harrison "Harry" Freid enters his second season with the Bears after joining the club in 2022 as the director of research & analysis. He enters his eighth overall NFL season in 2023. Freid comes to Chicago after spending six seasons with the Miami Dolphins, most recently as the head coach assistant - research & analysis. Freid was a member of the Dolphins coaching staff that earned back-to-back winning seasons for the first time in two decades.

In his role, Freid supports numerous departments with research related responsibilities ranging from Coaching, Football Administration, and Personnel. Freid joined the Dolphins in 2016 from the NFL League Office where he served in two capacities: football operations assistant and talent acquisition analyst.

A native of Needham, Mass., Freid played collegiate lacrosse at the University of Michigan, where he earned a Bachelor of Arts degree and was named team captain in 2011. Following his graduation in 2011, Freid enrolled at St. John's University in Queens, N.Y., where he received his MBA and was also a member of the Johnnies' lacrosse team. Freid represented the Israel National Lacrosse team in the 2014 World Lacrosse Championships and 2015 World Box Lacrosse Championships. He won a gold medal with Israel in the 2017 European Box Lacrosse Championships.



Justin
HINDS

(hine-ds)

ASSISTANT DEFENSIVE LINE

School: Rowan University
Hometown: Port Reading, NJ.

SCN1H

Justin Hinds enters his 12th season in coaching in 2023 and his second as an assistant defensive line coach for the Chicago Bears.

In his first season with the Bears in 2022, Hinds joined defensive line coach Travis Smith and defensive coordinator Alan Williams in developing the youngest on-field roster in the NFL. Hinds was influential in the development and growth of defensive end Dominique Robinson, who played in all 17 games (seven starts) as a rookie in 2022.

Prior to his arrival in Chicago, Hinds most recently served as a defensive coordinator at Western Carolina on first-year head coach Kerwin Bell's staff in 2021. Despite missing the postseason, Hinds' rejuvenated defense helped the Catamounts to a 4-1 record in their final five games to close out the 2021 season.

Hinds mentored two All-MAC selections along the defensive line in 2020, including Troy Hairston II and Mohamed Diallo. Hairston was also dubbed the MAC Co-Defensive Player of the Year in 2020 and led the MAC with 5.5 sacks and 12 tackles for loss.

In 2019, Hinds was part of head coach Jim McElwain's staff that engineered a remarkable turnaround, taking a program that won one game in 2018 to an 8-6 finish, a Mid-American Conference West Division title, and a berth in the New Mexico Bowl. Hinds led a Chippewa defensive front that featured two All-MAC honorees in Sean Adesanya, who was named to the all-conference first team, and Robi Stuart, who earned a spot on the third team. In addition, CMU ranked second in the league in 2019 in total defense.

Before moving to Mount Pleasant, Mich., Hinds was the defensive line coach in 2018 at Lafayette College in Pennsylvania. The Leopards finished among the top 25 teams in the NCAA Football Championship Subdivision (FCS) in takeaways with 23, and they were second in the Patriot League with 15 interceptions.

Hinds helped cultivate similar success at Valdosta State, where he served as the defensive line coach under current WCU head coach Kerwin Bell. The Blazers program regularly ranked among the top teams in both the Gulf South Conference and NCAA Division II in interceptions, turnovers gained, first downs allowed, and third-down defense.

Hinds earned a bachelor of science degree from Rowan University (NJ) and a master's degree from Wagner (N.Y.) College where he coached the defensive line and outside linebackers in 2012-13. Hinds was a two-time All-New Jersey Athletic Conference defensive lineman during a four-year career at Rowan and then served as a graduate assistant on McElwain's staff at Florida in 2015 after coaching the 2014 season as a graduate assistant at Mississippi State.



Jon
HOKE

**Cornerbacks/
Passing Game Coordinator**

School: Ball State University

Hometown: Kettering, Ohio

Birthday: January 24, 1957

Jon Hoke returns to Chicago for the 2023 season as the defensive backs coach/passing game coordinator. He has 42 years of coaching experience, including 18 seasons in the NFL.

Hoke joins the Bears after spending the previous two seasons (2021-22) with the Falcons as their secondary coach. During his first season in Atlanta in 2021, Falcons cornerback A.J. Terrell limited opponents to 29 receptions for 200 yards on 66 targets and tallied a career-high three touchdowns. Terrell held opposing passers to a 47.5 passer rating when targeted, according to Pro Football Focus, marking the lowest passer rating by a cornerback that played at least 50 percent of coverage snaps last season. Terrell, in his second season, was named second-team AP All-Pro in 2021.

Prior to joining the Falcons, Hoke spent two seasons (2019-20) as Maryland's defensive coordinator and safeties coach. Before working with the Terrapins, he served as the defensive backs coach for the Tampa Bay Buccaneers for three seasons (2016-18).

In 2018, third year safety Andrew Adams was near the top of the NFL leaders in interceptions with four, while six different Buccaneers tallied a pick. The year prior, Brent Grimes led the team with 11 passes defended and tied for the team lead in interceptions, with three.

Hoke also helped oversee the development of rookie safety Justin Evans, who tied for the team lead with three interceptions, tied for the third-most amongst NFL rookies. Evans started the final 11 games he played in the season.

In Hoke's first season with Tampa Bay (2016), he helped coach a secondary that was responsible for 14 of the Buccaneers' 17 interceptions on the season. Grimes, who was named a Pro Bowl alternate in his first season with Tampa Bay, tied for the team lead in interceptions, with four, while leading the NFL in passes defended, with 24. Tampa Bay's three safeties (Chris Conte, Bradley McDougald and Keith Tandy) combined for 207 tackles, 23 passes defended and eight interceptions. Hoke also assisted in the development of rookie cornerback Vernon Hargreaves III, who started all 16 games for the Buccaneers, recording nine passes defended and one interception.

Hoke joined Tampa Bay after spending 2015 as South Carolina's co-defensive coordinator/defensive backs coach. Before returning to the college ranks, Hoke spent six seasons on the Chicago Bears' coaching staff (2009-14), working as the team's defensive backs coach.

Under Hoke's tutelage, cornerbacks Tim Jennings and Charles Tillman earned four Pro Bowl selections, with Tillman being named first-team All-Pro (2012) and Jennings being named second-team All-Pro (2012). During Hoke's six seasons, Chicago tied for the fourth-most interceptions in the NFL (111) and led the NFL in interceptions returned for touchdowns, with 20.

In 2012, Tillman and Jennings were both named Pro Bowl starters, the first cornerback tandem to do so since 1988 (Hanford Dixon and Frank Minnifield, Cleveland Browns). Jennings led the NFL with nine interceptions, tied for the second-most in Bears history while Tillman led the NFL with a career-best 10 forced fumbles. Hoke also helped guide safety Chris Harris to a second-team All-Pro selection (2010).

Prior to his time in Chicago, Hoke worked as the defensive backs coach for the Houston Texans for seven seasons (2002-08). During his time with the Texans, the defensive backs accounted for 82.8 percent (72 of 87) of the teams' interceptions.

Hoke began his coaching career as a volunteer assistant coach at the University of Dayton in the fall of 1982. He spent the spring of 1983 as a graduate assistant at North Carolina State University before securing his first full time position at Bowling Green in 1983 as the Falcons secondary/special teams coach. He spent four seasons in Bowling Green before moving to San Diego to serve as the defensive backs/special teams coach at SDSU from 1987-88. He then spent the next five years as the defensive backs coach at Kent State University (1989-93), adding the title of defensive coordinator in his final season with the Golden Flashes. He then mentored the defensive backs at the University of Missouri for five seasons (1994-98) before joining the University of Florida's coaching staff in Gainesville in 1999.

Hoke spent three seasons (1999-2001) as the Gators defensive coordinator/secondary coach adding the title of assistant head coach in his final two years. In his last season with the Gators, Florida's defense ranked first in the SEC in total defense, scoring defense, pass efficiency defense, and was second in rushing defense.

A four-year letterman at Ball State (1976-79), Hoke garnered all-MAC honors as a defensive back. During his playing career, the Cardinals earned league titles in both 1976 and 1978. Hoke logged a brief stint in the NFL as a player, seeing action in 11 games for the Chicago Bears in 1980 and recording seven tackles.

A native of Kettering, Ohio, Hoke and his wife, Jody, have four children: Mallory, Kyle and twins Kendall and Carly.



Andrew
JANOCKO
(QUARTERBACK)
QUARTERBACKS

School: Pittsburgh
Hometown: Clearfield, Pa.
Birthday: April 6, 1988

Andrew Janocko enters his second season as Chicago's quarterbacks coach in 2023.

Janocko has 13 years of coaching experience, including 10 in the National Football League. He joined the Bears in 2022 after holding several offensive roles with the Minnesota Vikings from 2015-21. In addition to his time in Minnesota, Janocko also coached quarterbacks at Mercyhurst University in Erie, Pa. (2014), spent two seasons with the Tampa Bay Buccaneers (2012-13) and was a graduate assistant at Rutgers University in 2011.

Most recently in 2022, Janocko was instrumental in the growth of second-year quarterback Justin Fields, who saw success in his first full-season as the Bears' starting quarterback. Fields finished the 2022 season with eight rushing touchdowns and 1,143 individual rushing yards over 15 starts, becoming one of three quarterbacks in NFL history to rush for 1,000+ yards in a single season, joining Lamar Jackson and Michael Vick. He finished just 63 yards shy of matching Jackson's top mark of 1,206 set in 2019. Fields also completed 192-of-318 (60.4%) passes for 2,242 yards and 17 touchdowns on the season, while posting a passer rating of at least 92.0 in five of eight starts from Weeks 8-17.

While serving as the Vikings quarterbacks coach in 2021, Janocko tutored starting quarterback and 2022 Pro Bowl alternate selection Kirk Cousins. Under Janocko, Cousins finished the season with 4,221 passing yards, 33 touchdowns and a passer rating of 103.1 His passer rating ranked fourth best in the NFL, trailing only Aaron Rodgers, Joe Burrow and Dak Prescott. Cousins also was one of only two quarterbacks in 2021 to throw for over 30 touchdowns and fewer than 10 interceptions (Rodgers).

As the Vikings wide receivers coach in 2020, Justin Jefferson had one of the best rookie seasons in NFL history. Jefferson set an NFL rookie record with 1,400 receiving yards and a Vikings rookie record with 88 receptions, along with seven touchdowns. Jefferson became the first rookie wide receiver to earn Associated Press All-Pro honors (first or second team) since Randy Moss in 1998 and was tabbed to his first Pro Bowl. Veteran wide receiver Adam Thielen finished with a career-high 14 receiving touchdowns, the fifth-most in team history.

In 2019, while assisting with the offensive line, the Vikings o-line allowed only 28 regular-season sacks, tying them for fifth-fewest in the NFL. The mark also tied for the eighth-fewest sacks allowed in franchise history. The offensive line paved the way for Dalvin Cook to rush for 1,135 yards, the Vikings first 1,000-yard rusher since Adrian Peterson did so in 2015.

In 2018, the o-line protected Cousins as he set a team record for completions (425), posted the second-best completion mark in team history (70.1%) and threw for the second-most yards (4,298) by a Viking ever.

The 2017 Vikings offensive line was a key to the team going 13-3, winning the NFC North title and advancing to the NFC Championship Game. The line paved the way for several offensive players to have career years, highlighted by quarterback Case Keenum. Cook set a team record for rookies with 288 yards in the opening three games of the season but was lost to injury for the season in the fourth game. The Vikings jumped from last in the NFL in rushing in 2016 to seventh in 2017 and climbed from No. 28 in total offense to No. 11.

From 2014-16, Janocko aided the Vikings offense as an offensive quality control coach. In 2016, he saw newly acquired quarterback Sam Bradford set the NFL record at the time for completion percentage in a season at 71.6%. Janocko also worked with the Vikings tight ends, a group that was led by veteran Kyle Rudolph, who set the Vikings record for receptions in a season by a tight end with 83. In 2015, Janocko helped guide a rushing attack that ranked fifth in the NFL, headlined by Adrian Peterson's league-leading 1,485 rushing yards.

Janocko arrived in Minnesota after coaching the quarterbacks at Division II Mercyhurst for one season in 2014. His first start in coaching came in 2011, when he was a graduate assistant at Rutgers, working with quarterbacks under then-head coach Greg Schiano. After impressing Schiano, Janocko's first NFL coaching opportunity came in 2012 when then-Tampa Bay head coach Schiano offered him a position to serve as an offensive assistant for two seasons (2012-13).

A three-year letterman at Pitt, Janocko served as a backup QB and holder on special teams while offensive coordinator Luke Getsy worked as a graduate assistant for the Panthers. Janocko spent his first two seasons as a walk-on before earning a scholarship his final two seasons. A three-time member of the Big East All-Academic Team, he graduated from Pitt in 2010 with a degree in history and minor in political science.

A native of Clearfield, Pa., Janocko was the starting quarterback at Clearfield Area High School, where his father, Tim, served as the head coach. He led the school to a pair of district championships and was a two-time Pennsylvania Football News All-State honoree.

Janocko and his wife, Natalie, have a son, Noah, and a daughter, Isabella.



Kevin
KOCH
(coach)

DEFENSIVE QUALITY CONTROL

School: Minnesota State
Hometown: Elmhurst, Ill.

KOCH

Kevin Koch enters his second season with the organization and first season as the defensive quality control coach for the Bears in 2023.

Prior to his promotion to defensive quality control coach in April of 2023, Koch spent the 2022 season as a coaching assistant where he provided assistance to Head Coach Matt Eberflus by preparing the weekly practice, plan, call sheets, scripts and assisting with the defensive backs and scout team.

Koch joined the Northwestern football program in July of 2017 as defensive graduate assistant and was promoted to defensive quality control analyst in February of 2019.

In his first season working with the Wildcats defensive backs, the group was pivotal in Northwestern's 10-3 campaign and 2017 Music City Bowl title. In his second year in Evanston, Koch helped the 'Cats secure the program's first Big Ten West Division championship and third consecutive bowl victory in the Holiday Bowl.

Before coming to Northwestern, Koch honed his craft on both sides of the ball at Benedictine University, in Lisle, Illinois, where he coached tight ends, running backs and served as special teams coordinator in addition to leading the program's recruiting efforts in the Chicagoland area.

Prior to Benedictine, he served as the defensive backs and special teams coach for two years at his alma mater, Minnesota State University of Moorhead, after beginning his coaching career at Robert Morris University in Chicago.

A native of Elmhurst, Ill., Koch earned a bachelor's degree in exercise science from Minnesota State University Moorhead. Kevin and his wife, Kara, have a daughter, Noelle.



Chris
MORGAN
OFFENSIVE LINE

School: Colorado
Birthday: Sept. 24, 1976

MORGAN

Chris Morgan enters his second season as the offensive line coach for the Chicago Bears in 2023.

Morgan enters his 24th year of coaching with each of the last 15 coming in the National Football League. Prior to his arrival in Chicago in 2022, Morgan spent time with the Pittsburgh Steelers (2021), Atlanta Falcons (2015-20), Seattle Seahawks (2014), Washington Commanders (2011-13) and Oakland Raiders (2009-10).

In his first season with the Bears in 2022, Morgan helped pave the way for a Bears' rushing attack which broke a franchise record with 3,014 rushing yards. It was the highest rushing total since the 1984 Bears totaled 2,974 yards. Chicago's 3,014 yards and 5.4 average were league-best figures in each of their respective categories. The 5.4 yards per carry average was the highest single-season average by a Bears rushing attack since the 1934 team averaged 5.02 yards per carry. In addition, during Weeks 6-10, the Bears rushed for at least 225 yards in five consecutive games, making Chicago the first team in NFL history to rush for 225+ yards in five consecutive games.

Morgan has also been key in the growth of Braxton Jones, who emerged as the club's starting left tackle during his rookie season. Jones started all 17 games for the Bears, while playing every snap. Dating back to the start of the 1991 NFL season, Jones became just the sixth offensive lineman drafted in the fifth round or later to start a game at left tackle for an NFL team in Week 1 of his rookie season.

In 2021, while in Pittsburgh, Morgan assisted with an offensive line that helped pave the way for rookie running back Najee Harris to rush for 1,200 yards, the fourth best total in the NFL, and also break Franco Harris' franchise rookie rushing record of 1,055 yards set back in 1972. Harris totaled 10 touchdowns on the season, seven on the ground and three through the air, with 467 receiving yards, the third most among NFL running backs.

Morgan was named the Steelers' interim head offensive line coach in early January after Adrian Klemm departed for a coaching job at Oregon. In his first game as the primary offensive line coach against the Browns in Week 17, the Steelers rushed for a season-high 190 yards, the most by the Steelers in more than four years. The Steelers finished the 2021 season 9-7-1, won three of their last four and received a wild card playoff berth.

In 2019, Morgan coached an offensive line in Atlanta whose production allowed the offense to average 379.7 yards per game, the fifth-most in the NFL, and average 294.6 passing yards per game, the third-highest average in the league.

In 2018, Morgan coached an offensive line that blocked for an offense that averaged 389.1 yards per game, the sixth-most yards per game in the league. The offensive line's blocking was also a major part in the offense averaging 290.8 passing yards per game, which was the fourth-highest average in the NFL.

Under Morgan's guidance, the offensive line kept quarterback Matt Ryan upright and able to throw for 4,294 yards and 35 touchdowns. The offensive line's production made it possible for the Falcons to average 6.2 yards per play in 2018, which was the fifth most in the NFL and the second-highest yards per play average in franchise history.

Morgan continued to oversee the growth of center Alex Mack, who was selected to his sixth Pro Bowl – his fourth straight selection. Tackle Jake Matthews was also selected to his first Pro Bowl under Morgan's guidance in 2018 as well.

In 2017, Morgan coached an offensive line that only allowed 24 sacks, which was tied for the third-lowest amount in the NFL. Morgan's offensive line was also a catalyst for the eighth-best offense in the league. The Falcons offense averaged 364.8 yards per game and blocked for quarterback Matt Ryan who averaged 249.4 passing yards per game, which was also the eighth highest in the league. Their blocking also helped the 10-year veteran reach his seventh straight 4,000 passing yard season.

Morgan coached Mack who was selected to his third consecutive Pro Bowl after anchoring the offensive line for the second year in Atlanta. In 2017, Morgan's offensive line showed its ability to sustain blocks by springing the offense for 230 big plays (plays that are 10+ yards) and allowing Ryan to average 7.8 yards per pass, both of which were the fifth in their categories.

During his second season with the Falcons, Morgan's offensive line blocked for Ryan, who was awarded the NFL MVP award at the end of the 2016 season. The offensive line was a major reason why the team averaged a league-high and franchise-high 33.8 points per game. The Falcons broke the franchise record for most points scored in a season in Week 15, with the help of the offensive line, when they scored 540 total points on the season, which tied them with the 2000 St. Louis Rams for the eighth-most points scored in a season. Ryan threw for a career and franchise-high 4,944 yards and 38 touchdowns and also had a career-high 117.1 passer rating, which was the fifth-best all-time passer rating. Morgan also helped coach Mack, who was selected to his fourth Pro Bowl.

Morgan's offensive line also helped pave the way for a rushing attack that racked up 1,928 yards on that season, which was fifth in the league in 2016. Under his guidance, the offensive line helped running back Devonta Freeman, who finished in the top-10 in rushing for the second year in a row and made it to his second consecutive Pro Bowl.

During Morgan's first year in 2015, his line helped produce the Falcons' first 1,000-yard rusher since 2011, while giving up the eighth-fewest sacks in the league last year.

Morgan spent the 2014 season as assistant offensive line coach for the Seattle Seahawks. In 2014, Seattle used eight different starting combinations on the offensive line, including playoffs, and still led the NFL in rushing yards, recording a franchise-high 2,762 yards.

Prior to arriving in Seattle, Morgan served as an assistant offensive line coach with the Washington Redskins (2011-13) and Oakland Raiders (2009-10). In 2012, Morgan helped direct a unit that rushed for a team-record 2,709 yards, marking the franchise's first team rushing crown since 1933 and their club's first NFC East title since 1999.

In 2010, the Raiders ranked 10th in the NFL in yards per game (356.6) and sixth in points per game (25.6). Prior to Oakland, Morgan spent the previous five seasons coaching at the high school level in his native Texas, serving as offensive line coach, special teams coordinator, offensive coordinator and assistant head coach at Westfield High School in Houston.

Morgan served as an offensive graduate assistant at the University of Idaho after two years as an assistant coach at Copperas Cove (Texas) High. He played offensive line at the University of Colorado from 1995-1999 and earned his master's degree in educational leadership at Idaho.

Morgan and his wife, Holly, have three children.



David
OVERSTREET II
ASSISTANT DEFENSIVE BACKS

School: Missouri
Hometown: Dallas, Texas
Birthday: May 26, 1983

David Overstreet II enters his sixth season of coaching in the National Football League in 2023 and his second year as assistant defensive backs coach for the Chicago Bears.

In his first season with the Bears in 2022, Overstreet helped guide a defense that was the youngest on-field roster in the NFL, as Bears defensive rookies led all teams with 3,538 total snaps. Despite having a young roster, the Bears defense saw positives in several categories. Overstreet helped guide a defensive backs group which finished the season ranking among the best in the league in several categories: completions (323, 6th), receiving touchdowns (22, T-11th) and interception yards (201, 9th). He aided in the development of Kyler Gordon, whose impact on the Bears secondary increased as the season went on. Gordon, who started 14 games, finished with 71 combined tackles (55 solo), three interceptions, one forced fumble and one fumble recovery to close out his rookie campaign.

Prior to his arrival in Chicago, Overstreet finished his fourth season with the Colts and his first as assistant defensive backs coach in 2021. He served as the team's defensive quality control coach the previous three seasons (2018-20). Overstreet has eight total years of coaching experience, including three seasons at the collegiate level. He helped Indianapolis reach the playoffs in two seasons (2018 and 2020).

From 2018-21 the Colts finished in the top-10 in the NFL in takeaways and were tied for third in the NFL with 19 interceptions in 2021.

The Colts ranked sixth in the NFL in passes defended (78) in 2020. Since 1994, it was the fifth-most passes defended in franchise history. Indianapolis tied for seventh in the league in interceptions (15) and games with two-or-more interceptions (four). The team led the league with four interceptions returned for touchdowns as cornerbacks T.J. Carrie, Kenny Moore II and Xavier Rhodes and safety Khari Willis each found the end zone.

In 2019, the Indianapolis defense was stout against the run and finished seventh in the league after allowing 97.9 yards per game. It marked the first time that the Colts, who ranked eighth in rush defense in 2018, finished the year ranked in the top-10 in run defense in back-to-back seasons since 1976-77. The Indianapolis defense also ranked in the top-10 in interceptions (15, seventh) and takeaways (23, tied-10th).

In 2018, Overstreet was part of a Colts team that finished with a 10-6 regular season record, won in the AFC Wild Card Round, and had an appearance in the AFC Divisional Round. Indianapolis became the third team in NFL history to start a season 1-5 and make the playoffs. Additionally, the Colts were the second team in NFL history to start a season 1-5 and win a playoff game.

The Colts defense finished 11th in the league in total defense. The unit also ranked eighth in rush defense, which was the team's best mark since 1995 (sixth). Indianapolis finished 10th in the NFL in points allowed and registered the second-most tackles for loss in the league. The Colts were one of only three teams to not allow a 100-yard rusher despite facing five of the top-10 rushers in the NFL. The Indianapolis defense forced at least one turnover in a league-most 15 games, including multiple turnovers in seven games. The Colts defense also forced a turnover in each postseason contest.

Prior to Indianapolis, Overstreet spent two years (2016-17) on the coaching staff at Garden City Community College in Kansas where he served as cornerbacks coach and defensive pass game coordinator. In 2017, the Broncbusters registered an 8-4 overall record (5-2 in conference play) and made an appearance in the Heart of Texas Bowl. Garden City ranked sixth in the National Junior College Athletic Association with 18 interceptions. Overstreet was also a member of the 2016 Broncbusters team that registered a perfect 11-0 record and won the NJCAA Football Championship Game in the El Toro Bowl.

In 2015, Overstreet coached at Holmes Community College in Mississippi. The Bulldogs defense ranked 31st nationally in pass defense, limiting opponents to 187.0 yards per game through the air. The squad tallied 16 takeaways, including eight interceptions and eight fumble recoveries, while the secondary recorded a combined 30 pass breakups.

Prior to coaching, Overstreet was a four-year starter at the University of Missouri where he played both free and strong safety from 2002-06. He earned First Team All-Big 12 (Kansas City Star, Houston Chronicle) and Second Team All-Big 12 (Associated Press, Coaches) recognition in 2006. He was named a First Team All-Big 12 (Kansas City Star) selection following his junior year in 2005 in which he led the team with 100 tackles (71 solo).

After his collegiate career, Overstreet spent time with the Chicago Bears as an undrafted free agent. Once his professional football career ended, Overstreet went on to own his own marketing and sales firm.

Overstreet, who has a bachelor's degree in graphic design, was born in Dallas. He played at W.W. Samuell High School and was a three-sport athlete (football, basketball and track). He is the son of Texas Football Hall of Famer, the late David Overstreet Sr., who played running back for the University of Oklahoma, the Montreal Alouettes of the Canadian Football League and the Miami Dolphins.



Carlos
POLK
ASSISTANT SPECIAL TEAMS

School: Nebraska
Hometown: Rockford, Ill.

POLK

Carlos Polk enters his second year as an assistant special teams coach for the Chicago Bears in 2023.

Polk has 13 years of coaching experience, including 12 in the National Football League. He came to Chicago at the start of the 2022 season after spending one year within the Jacksonville Jaguars organization, where he also served as the club's assistant special teams coach in 2021.

During the 2022 season, Polk and special teams coordinator Richard Hightower led a special teams unit that was highlighted by their 26.2 kickoff return average on the season, which led all NFC teams and ranked second overall in the NFL to Indianapolis' 27.8 average. The 26.2 kickoff return average is the Bears' third highest-return average since the start of the 2000 season.

Polk and Hightower also assisted in kicker Cairo Santos' success, as he finished the 2022 season as the most accurate kicker in Bears history (min. 80 attempts), connecting on 78-of-87 attempts in a Bears uniform (89.7%).

In addition to his time in Jacksonville, Polk has additional coaching experience with the Dallas Cowboys (2013 and 2019), Tampa Bay Buccaneers (2014-18) and San Diego Chargers (2010-12). His coaching career began in 2009, when he served as the special teams coordinator for Grossmont College in El Cajon, Calif.

Prior to his time spent coaching, Polk enjoyed an eight-year career as a player in the NFL. He was originally selected in the fourth round of the 2001 NFL Draft by the San Diego Chargers, where he spent six seasons (2001-07). He finished the 2008 season with the Dallas Cowboys, where he retired at the end of the year. In total, Polk appeared in 74 career regular-season games with six starts, racking up 49 total tackles.

He attended the University of Nebraska and was inducted into the Nebraska Football Hall of Fame in 2010. Polk was a two-time All-Big 12 selection with the Cornhuskers and an All-American in 2000. He finished his career with 227 total tackles, ranking 17th in program history.

Polk attended Guilford High School in Rockford, Ill., where he was one of the all-time leading tacklers in Illinois high school history. In four years, he recorded 453 career tackles, 10 fumble recoveries, seven blocked kicks and five interceptions. He received All-Conference honors three times and All-State honors once.

He and his wife, Monique, have two sons, DeVonn, and C.J., and two daughters, Deja, and Miracle.



Travis
SMITH
DEFENSIVE LINE

School: Cal Poly
Hometown: Walnut Creek, Calif.

Defensive line coach Travis Smith enters his second season with the Bears in 2023.

Smith enters his 13th season in the National Football League, with 10 years of coaching within the Las Vegas Raiders organization prior to his arrival in Chicago. While in Las Vegas, Smith served as the Raiders' assistant defensive line coach during the 2020-21 seasons.

Most recently in 2022, Smith completed his first year as a defensive line coach in Chicago, where he helped guide a defense that was the youngest on-field roster in the NFL, as Bears defensive rookies led all teams with 3,538 snaps. Under Smith, Chicago's defensive line helped create pressure for a secondary that finished the season ranking amongst the best in the league in several categories, including completions (323, 6th), receiving touchdowns (22, T-11th) and interception yards (201, 9th). The Bears got to opposing quarterbacks on 20 occasions last season and were led on the defensive line by veterans Justin Jones (3.0) and Trevis Gipson (3.0).

In 2021, while in Vegas, Smith tutored defensive end Maxx Crosby to his first Pro Bowl, where he earned Pro Bowl Defensive MVP honors. The third-year defensive end posted a career-high 56 tackles, 8.0 sacks and 30 QBH and seven passes defended on the season. He teamed up with defensive end Yannick Ngakoue, who added 10.0 sacks last season.

In 2020, Smith guided Crosby to a team-high 7.0 sacks in his second year in the NFL, while also adding 38 tackles, one pass defended and one fumble recovery after starting in all 16 contests for the first time in his career. Crosby's 17 career sacks are fourth-most in Raiders history by a player through his first two seasons and tied for fifth-most in NFL history by a player drafted in the fourth round or later since sacks became an official statistic in 1982.

In his first season as assistant defensive line coach in 2019, Smith helped oversee a defensive line that showed significant improvements from the 2018 season, including a 22-spot improvement in rushing yards allowed per game (140.6 avg. in 2018 to a 98.1 avg. in 2019) and an eight-spot improvement in the team's sack total (13 to 32).

Smith also aided in the development of rookie defensive ends in Crosby and Clelin Ferrell. Crosby led all Raiders with 10.0 sacks on the year as he became just the fourth rookie since at least 2000 to record 10.0+ sacks and four forced fumbles. Crosby's 10.0 sacks ranked second in the NFL in 2019 and second in franchise history among rookies. Crosby also became the second rookie in club annals to earn AFC Defensive Player of the Week honors after his 4.0-sack performance in Week 11, a mark tied for the second-most in NFL history among rookie defenders. Ferrell also benefited from Smith's guidance, as he posted 4.5 sacks, tied for the eighth-most by a rookie in Raiders history. The Raiders rookie defensive ends combined for 14.5 sacks on the year, the most among all rookie draft classes in the NFL.

As a defensive quality control coach in 2018, Smith primarily worked with the linebackers. He tutored a group that consisted of three new starters, including veteran linebacker Tahir Whitehead and second-year linebackers Marquel Lee and Nicholas Morrow. In his first season with the Raiders, Whitehead played 99.7 percent of the team's defensive snaps and led the team with 126 tackles (89 solo). His 126 tackles ranked seventh in club history.

In 2017, Khalil Mack led the defense with 10.5 sacks and added a career-high 78 tackles (61) and earned his third consecutive Pro Bowl selection.

Throughout the 2016 season, Smith worked closely with the defensive line, coaching third-year All-Pro Mack to his second consecutive Pro Bowl and first Defensive Player or the Year honor. Mack's eight-game sack streak during the regular season tied an NFL record, and he came away with a strip sack three consecutive games during that stretch. Mack's elite season earned him numerous individual accolades, including his second Pro Bowl nod, two AFC Defensive Player of the Week honors and being named AFC Defensive Player of the Month in November.

In 2015, Smith contributed to a defense that featured two Pro Bowlers in veteran safety Charles Woodson and second-year Mack. Smith worked with Mack as he developed into an elite defender, totaling 15 sacks to rank second in the league and third in franchise history, earning his first Pro Bowl selection.

Smith worked extensively with the linebackers in 2014. He helped tutor Mack as a rookie, who finished third in the voting for the Associated Press Defensive Rookie of the Year.

In 2013, Smith helped a unit that included three new starters in veteran linebackers Nick Roach and Kevin Burnett and rookie linebacker Sio Moore. Roach played every snap at middle linebacker and posted career highs in tackles (152) and sacks (5.5), while Moore was named to the PFWA All-Rookie Team after recording 4.5 sacks in his first season.

Smith joined the Raiders after spending two years in the collegiate ranks. In 2011, Smith served as an offensive technical intern at the University of Colorado. Prior to his time in Boulder, he coached at Santa Monica (Calif.) Junior College in 2010, assisting the tight ends and the defensive linemen. He also served as an undergraduate assistant coach at Cal Poly.

A native of Walnut Creek, Calif., he attended Foothill High School in Pleasanton, Calif., where he earned two letters as a linebacker and fullback. After graduating, Smith went on to earn a bachelor's degree in kinesiology from Cal Poly State University, where he was a member of the Mustangs football program from 2004-09.

Smith and wife, Christina, have a son, Jackson and a daughter, Harper.



Luke
STECKEL
ASSISTANT OFFENSIVE LINE

School: Princeton
Birthday: 04/28/85

STECKEL

Luke Steckel enters his first year as Chicago's assistant offensive line coach in 2023.

Steckel recently completed his 10th season with the Tennessee Titans and his 14th overall coaching in the National Football League, also spending time within the Cleveland Browns organization (2009-12).

Most recently in 2022, Steckel finished his second season as the Titans' tight ends coach. His group of pass-catchers were responsible for 85-of-285 (29.8%) of the Titans receptions on the season, with 54-of-85 (63.5%) of those receptions going for first downs. Rookie tight end Chig Okonkwo took major steps in his development and established himself as a big play threat, leading all rookie tight ends in receiving yards while averaging 14.1 yards per catch in 2022. Okonkwo's yards per catch average was the 10th highest among all NFL tight ends and the highest by a Titans' tight end since 2019. He finished the season being named to the Pro Football Writers Association's All-Rookie team.

In 2021, Steckel worked with a core group of tight ends that included Geoff Swaim, MyCole Pruitt and Anthony Firkser. Swaim set career highs in starts (16), receptions (31) and touchdowns (three), while Pruitt established career bests in receptions (14), receiving yards (145) and touchdowns (three). Firkser totaled 34 catches for 291 yards and a career-best two touchdown receptions. Meanwhile, the tight ends helped the offense rank fifth in the league in rushing (141.4 yards per game).

In 2020, Steckel was part of an offensive staff that helped the Titans rank second overall (396.4 yards per game), second in rushing (168.1) and fourth in scoring (30.7 points per game). The Titans won their division for the first time since 2008, finishing 11-5 in the regular season.

In 2019, Steckel worked with the Titans wide receivers throughout the offseason and preseason. Second-round draft pick A.J. Brown would go on to lead the 2019 NFL rookie class in receiving yards (1,051), tie for the rookie lead in touchdown receptions (eight), rank fifth among rookies in receptions (52), and place second among all NFL players in receiving average (20.2).

During the 2019 regular season, Steckel's focus was on the quarterbacks. His work contributed to the success of the NFL's Comeback Player of the Year, Ryan Tannehill, who set single-season franchise records and led the NFL with a 117.5 passer rating and a passing average of 9.6 yards per attempt. The Titans offense ranked fourth in the NFL in yards per play (6.12) and first in red zone efficiency (75.6 percent).

In 2018, Steckel helped develop a youthful group of wide receivers. Second-year talent Corey Davis led the offense with 65 receptions, 891 receiving yards and four touchdowns, seeing dramatic increases from his rookie campaign (34 catches for 375 yards). His yardage total ranked ninth among all AFC wide receivers.

Steckel was initially hired by the Titans in 2013 as the assistant to the head coach and then began helping with the running backs the following year. In 2016, he worked with Arthur Smith and the tight ends, and in 2017, he served as assistant wide receivers coach.

Prior to joining the Titans, Steckel spent four seasons with the Cleveland Browns as the assistant to the head coach. In that capacity, he handled a variety of duties for the head coach and the coaching staff.

Steckel was a three-year letterman as a linebacker at Princeton (2004-06), where he earned a degree in political economy. As a senior, he served as team captain and led the Tigers to a 9-1 record and the Ivy League Championship.

Steckel is married to his wife, Lindsay.



Tyke TOLBERT

PASS GAME COORDINATOR / WIDE RECEIVERS

School: LSU
Hometown: Conroe, Texas
Birthday: Sept. 15, 1967

Tyke Tolbert is in his second year as Chicago's pass game coordinator and wide receivers coach.

Tolbert has accumulated 20 years of coaching experience in the NFL, spending time as a wide receivers coach with the Arizona Cardinals (2003), Buffalo Bills (2004-09), Carolina Panthers (2010), Denver Broncos (2011-17) and the New York Giants (2018-21) prior to joining the Bears in 2022.

In 2022, Tolbert helped lead a young wide receiver corps with several new faces, including wide receivers Equanimeous St. Brown and Dante Pettis, who emerged as reliable targets for quarterback Justin Fields throughout the season. St. Brown, in his first season with the Bears, recorded a career-best 377 yards from scrimmage over 16 games played (16 starts). Pettis played in all 17 games (seven starts), with three touchdowns and 282 yards from scrimmage, both of which were the best he's had since his rookie season.

In 2021, as the Giants wide receivers coach, Tolbert was instrumental in developing rookie wide receiver Kadarius Toney. The rookie led all Giants receivers in receiving yards, recording 420 yards in just 10 games. He posted a season-high 189 receiving yards at the Cowboys on Oct. 10, 2021.

In 2020, wide receiver Sterling Shepard led the Giants and tied his career high with 66 catches, marking his third season where he has finished with at least 65 receptions. He was second in receiving yards (656 yards) and tied wide receiver Darius Slayton for a team-high three touchdown catches.

In 2019, Tolbert coached a group that had four different receivers surpass the century mark at least once throughout the season. Slayton missed the first two games with an injury but had one of the best seasons by a rookie wide receiver in franchise history. The fifth-round draft pick out of Auburn led the team with 740 receiving yards and eight touchdowns. Slayton ranked among the top-five rookies in Giants history for receptions, yards and touchdown catches.

In 2018, Shepard started all 16 games and finished second amongst the wideouts with a career-high 66 receptions and 872 yards. He also had four touchdowns to his credit. Despite missing the final four games with an injury, Odell Beckham Jr. led the wide receivers with 77 catches for a team-high 1,052 yards and six touchdowns.

Prior to joining the Giants, Tolbert spent seven years with the Broncos, including the team's 2016 Super Bowl season. From 2012-16 one of Tolbert's Denver standouts, the late Demaryius Thomas, recorded at least 90 catches and 1,000 receiving yards each season to join Pro Football Hall of Famers Marvin Harrison (5) and Torry Holt (6) as the only players to reach those marks in at least five consecutive seasons. Thomas was also selected to the Pro Bowl four times.

Tolbert was also instrumental in the continued development of Emmanuel Sanders, who signed with the Broncos in 2014 and was selected to his first two Pro Bowls (2014, 2016) after producing the first three 1,000-yard receiving seasons of his career. Thomas and Sanders formed one of the best wide receiver duos in the league. In 2016, Thomas (1,083) and Sanders (1,032) each topped 1,000 receiving yards for the third consecutive year to become just the seventh pair of wide receivers in NFL history to accomplish that feat as teammates.

Tolbert coached the NFL's top wide receiver tandem in 2014. Thomas recorded 111 catches, a franchise-record 1,619 yards and 11 touchdowns and Sanders hauled in 101 receptions to go along with 1,404 receiving yards and nine touchdowns. The two recorded the most receptions (212) and receiving yards (3,023) by an NFL duo. Thomas earned his third Pro Bowl selection and joined Pro Football Hall of Famers Jerry Rice and Harrison as the only receivers in NFL history with three consecutive 1,400-yard and 10-touchdown seasons. Thomas' 2014 campaign included a Broncos record of seven consecutive 100-yard receiving games and a 226-yard outing vs. Arizona in Week 5 that represented the highest single-game total in club history. Sanders was named to his first Pro Bowl in 2014 after posting the fourth-most receiving yards (1,404) and fifth-most catches (101) in league history by a player in his first year with a new team.

In 2013, Tolbert coached a unit that produced three players with 10-plus touchdowns, including Thomas (14), Eric Decker (11) and Wes Welker (10). He also coached two 1,000+ yard performers, Thomas (1,430) and Decker (1,288), as Denver scored 606 points, an NFL single season record that still stands. Thomas, whose 14 receiving scores tied a franchise record, earned his second Pro Bowl honor.

Tolbert's 2012 wide receiver group helped Denver's fifth-ranked passing offense score at least 30 points in at least 11 games. Third year wideouts Decker and Thomas became the youngest tandem in NFL history to record 1,000 yards and 10 touchdowns each in a season.

While serving as the wide receivers coach in Buffalo in 2004, wide receiver Lee Evans led all NFL rookies with nine touchdown receptions and a 17.6 receiving average. In Tolbert's only season with the Cardinals (2003), wide receiver Anquan Boldin earned Offensive Rookie of the Year honors and set a then-NFL rookie record with 101 catches for 1,377 yards – a record that stood until the 2021 season (Jaylen Waddle, Dolphins, 102 catches).

Tolbert's first professional coaching experience was with the NFL's Bill Walsh Minority Internship Program. He first interned with the Lions during training camp in 1997 before interning again in 2001 with the Cardinals.

Tolbert began his coaching career as a graduate assistant at Louisiana State in the spring of 1994 and worked in the same capacity at Northeast Louisiana that fall. He then went on to coach the wide receivers at Ohio University in the spring of 1995, before returning that fall to Northeast Louisiana, where he tutored the team's tight ends for three seasons.

After coaching tight ends at Auburn in 1998, Tolbert spent the next three years (1999-2001) as the wide receivers coach/recruiting coordinator at Louisiana-Lafayette. He then went on to coach the tight ends and work as the recruiting coordinator at the University of Florida in 2002 before transitioning to the NFL in 2003.

A Conroe, Texas native, Tolbert was a wide receiver and three-year letterman at LSU, where he graduated with both bachelor's and master's degrees.

Tolbert and his wife, Linda, have two daughters, Morgan and Madison.



David
WALKER
RUNNING BACKS

School: Syracuse
Hometown: Rochester, N.Y.
Birthday: Dec. 4, 1969

WALKER

Running backs coach David Walker enters his second season with the Bears in 2023.

Walker has 26 years of coaching experience to his name, including eight seasons in the NFL. Prior to arriving in Chicago, he spent the 2016-18 seasons with Detroit, where he served as the Lions running backs coach.

Walker's first season in Chicago in 2022 was highlighted by a Bears offense that produced 3,014 yards on the ground, an NFL-best and the most in a single-season in Bears franchise history. Walker coached a unit led by the duo of fourth-year running back David Montgomery and second-year running back Khalil Herbert. Montgomery finished the regular-season with a team-leading 12.6 carries per game, rushing for 801 yards on 201 carries (4.0 avg.) with five touchdowns while adding 316 receiving yards on 34 receptions (9.3 avg.). With 801 rushing yards and 316 through the air, Montgomery surpassed the 1,000-yard mark for scrimmage yards for the fourth straight season with 1,117 yards in 2022. Herbert enjoyed a successful second season and first under Walker, as his season totals ranked 10th among all NFL running backs and were fifth among NFC ball-carriers entering Week 11 when he was placed on IR. Herbert finished the 2022 regular season with 731 rushing yards on 129 attempts. His 5.67 average ranks fifth all-time in a single season among Bears running backs.

During Walker's final season with the Lions in 2018, they had one of their most successful rushing seasons in several years. Detroit was the only team in the NFL to feature three different running backs that each finished the season with at least 250 yards and three touchdowns on the ground (Kerryon Johnson, LeGarrette Blount, Zach Zenner). The Lions finished the season with at least 1,650 rushing yards, a 4.1 rushing average and 11 touchdowns for the first time since the 1998 season.

Detroit's 2017 season saw running backs Theo Riddick and Ameer Abdullah continue as a dual-threat backfield package. Riddick finished the season with 53 receptions for 444 yards and two touchdowns, marking the third-consecutive season he has totaled 50 or more receptions in a season (80 in 2015, 53 in 2016). Abdullah totaled a career-high four rushing touchdowns in 2017, finishing the season with 552 yards on 165 carries.

In 2016, Walker displayed his ability to cultivate talent and develop different styles of players in his first season with the Lions. On top of Abdullah and Riddick, the 2016 season allowed RB Zach Zenner and 2016 seventh-round draft selection RB Dwayne Washington to earn valuable reps in the backfield.

With Walker's guidance, Detroit saw three running backs reach the end zone in their 2016 Week 1 victory vs. Indianapolis, with scores from Riddick, Abdullah and Washington. In the matchup, Abdullah collected 120 yards from scrimmage (63 rush, 57 receiving) and Riddick garnered 108 total yards (45 rush, 63 receiving), marking the first time since Nov. 28, 2013 (vs. GB: Reggie Bush, 182; Joiqee Bell, 128) that the Lions had two running backs total over 100 yards from scrimmage in a game.

Prior to Walker's time in Detroit, he served as the offensive coordinator at Carmel High School in Indiana for one season (2015).

Walker began his NFL career in 2011, when he joined the Indianapolis Colts' staff as the running backs coach for four seasons (2011-14). In his last season with the Colts, Walker helped RB Donald Brown lead the team with 537 rushing yards, a career-high six touchdowns and a 5.3 rushing average, the highest average by a Colts player since 1961.

In 2012, Walker's group averaged 27.5 rushing attempts and 104.4 rushing yards per game that season, the most for the team since 2007.

Prior to his time in Indianapolis, Walker spent six seasons at the University of Pittsburgh as the team's running backs coach (2004-10). While with the Panthers, Walker helped RB Dion Lewis and RB Ray Graham combine for more than 1,900 rushing yards in 2010. From 2007-08, he also worked with RB LeSean McCoy as he earned Big East Offensive Player of the Year in 2008.

Walker's coaching career began at Carol City High School in Miami, where he worked as an assistant coach for the 1994 season before moving back to his alma mater, Syracuse, becoming the school's running backs coach, a position he held from 1995-2003.

Walker played football for Syracuse University where he excelled at running back. He finished his collegiate career with 2,643 rushing yards, which marked the fourth best total in school history when he graduated.

Walker was born in Rochester, N.Y. He and his wife, Marilin, have two sons, Jalen and Jordan.



Omar
YOUNG

**ASSISTANT QUARTERBACKS
AND WIDE RECEIVERS**

School: Willamette University

Hometown: Oakland, Calif.

Birthday: Sept. 3, 1983

Omar Young enters his second season in Chicago and his first as an assistant quarterbacks and wide receivers coach in 2023. Prior to being named the club's assistant quarterbacks and wide receivers coach, Young spent the 2022 season as an offensive quality control coach.

Young enters the 2023 season with 14 years of coaching experience, including four in the National Football League with two additional years of experience on the personnel side.

Most recently in 2022, Young completed his first season with the Bears as an offensive quality control coach, providing insight and analysis for the upcoming defense's various down and distance situations, field positions and on-field analytics.

Prior to his arrival in Chicago, Young spent three seasons at Eastern Illinois University in Charleston, Ill. as the school's assistant football coach (2019) and running backs & co-special teams coordinator (2020-21).

Prior to his time at EIU, Young was an offensive quality control coach with the Green Bay Packers, a position he held for two years during the 2017-18 seasons, crossing paths with Bears offensive coordinator, Luke Getsy, who was a wide receivers coach during the 2017 season.

Young joined the University of South Carolina football staff in February 2016 as an analyst. Prior to his arrival in Columbia, he served as an offensive intern assisting with the running backs for the Cleveland Browns in 2015.

Young's first full-time coaching role at the Division I level came at the University of Colorado from 2013-14, tutoring the special teams and defensive side of the ball as the team's director of quality control. He spent the two prior seasons as a graduate assistant at San Jose State University, again working with the special teams in addition to handling the Spartans' quality control duties.

Prior to his arrival in San Jose, Young gained experience at both the Division II and junior college levels. In 2010 he served as the secondary coach and special teams coordinator at Minnesota State Moorhead University and in 2009 he was the receivers coach at De Anza (Calif.) College.

Young gained scouting experience during the 2007-08 seasons working as an intern in the player personnel departments for the Oakland Raiders and San Jose SaberCats of the Arena Football League.

While completing his undergraduate degree at Savannah State University, he worked as a student assistant and video coordinator for the football program, essentially starting his coaching career path in 2004. Young first attended Willamette University in Salem, Ore., where he played defensive back for two years. He graduated with a bachelor's degree in history from Savannah State University in 2005 and earned his master's in sport management from the University of San Francisco in 2008.

Young is married to the former Noel McCargar.



Tim
ZETTS
ASSISTANT TIGHT ENDS

School: Akron
Hometown: Youngstown, Ohio

ZETTS

Tim Zetts enters his second season as assistant tight ends coach for the Bears in 2023.

Zetts is now in his 15th year as a coach, having previously served as an offensive assistant for the Packers during the 2021 season prior to joining the Bears in 2022.

During the 2022 season, Zetts and tight ends coach Jim Dray contributed to the growth of Cole Kmet. Kmet led all Bears pass-catchers with 544 yards on 50 receptions (10.9 avg.) as well as a career-high seven touchdown receptions on the season, tied for third-most amongst all tight ends in the NFL.

In 2021, with Zetts' assistance, the Packers won the NFC North and claimed the NFC's No. 1 playoff seed for the second-consecutive season. Zetts helped oversee a Packers offense that allowed quarterback Aaron Rodgers to orchestrate an MVP-caliber season comprised of 37 touchdown passes and just four interceptions while compiling a league-best 111.9 passer rating. Rodgers led the league in passing touchdown percentage (7%) and tied Dak Prescott and Patrick Mahomes for the fourth most passing touchdowns (37). Zetts also assisted with wide receiver Davante Adams' success, who finished third in the league in receiving yards with 1,553. The Packers' offense also ranked in the league's top-10 in total scoring and receiving yards, tied the Bengals for sixth with 54 total touchdowns and finished ninth in receiving yards (4,526).

Prior to joining the Packers, Zetts spent two seasons (2019-20) at Austin Peay State University in Clarksville, Tenn., where he served as the offensive coordinator and quarterbacks coach. Zetts led Austin Peay's offense during an abbreviated fall football schedule before the Football Championship Subdivision (FCS) season was postponed until the spring of 2021. In his first season with the Governors in 2019, AP's offense led the Ohio Valley Conference in scoring offense (34.1 ppg), fewest sacks allowed (14) and third-down percentage (41.7) while finishing second in total offense (414.1 ypg), rushing offense (175.6 ypg) and pass efficiency (139.0). Austin Peay finished the season with 11 total wins (No. 1 in program history), won the OVC for the first time since 1977 and advanced to the FCS quarterfinals.

Zetts served as an assistant wide receivers/offensive skill quality control coach for Mississippi State University in 2018. At MSU, he coached alongside Bears' offensive coordinator Luke Getsy, who was in his first season as offensive coordinator for the Bulldogs. Mississippi State's offense finished the year tied for No. 1 in the FBS with only three fumbles lost while also tying for third in the country with just nine total fumbles.

Prior to his stop in Mississippi, Zetts spent three seasons as a quarterbacks coach, including stops at Davidson College (2017), John Carroll University (2016, where he also served as an offensive coordinator) and Mercyhurst University (2015).

Zetts spent the 2012-14 seasons at Fordham while serving as the Rams' running backs coach and recruiting coordinator. While with the Rams, Zetts mentored running back Chase Edmonds, a fourth-round selection (No. 134 overall) by the Arizona Cardinals in the 2018 NFL Draft.

Before arriving Fordham, Zetts joined Getsy on the coaching staff at Indiana University of Pennsylvania, serving for one season (2011) as the running backs coach while also assisting with the kickoff return, punt return and field goal units for the Crimson Hawks.

Zetts began his coaching career at his alma mater, the University of Akron, serving as an offensive student assistant and assistant quarterback coach during the 2008-09 seasons. Zetts then went on to spend the 2010 season as an offensive quality control coach at California University of Pennsylvania.

Zetts played quarterback at Akron during the 2005-06 seasons, backing up Getsy as the Zips won the Mid-American Conference title in 2005. Zetts left Akron prior to the 2007 season to transfer to Saginaw Valley State. After suffering a knee injury, he returned to Akron to begin his coaching career as a student assistant in 2008-09. Zetts graduated from Akron with a degree in business and organization communications.

Zetts is a Youngstown, Ohio native. He and his wife Kellyn, have two sons, Dawson and Micah.



JIM ARTHUR HEAD STRENGTH & CONDITIONING


Jim Arthur is in his second season as the team's head strength and conditioning coach in 2023 and his 13th overall with the Bears. Arthur possesses 21 years of NFL experience, including 12 in Chicago where he worked on the Bears' strength and conditioning staff from 2005-15.

Prior to his return to Chicago last season, Arthur completed his sixth year with the Miami Dolphins in 2021 after he was hired as assistant strength and conditioning coach in 2016.

In his first stint with the Bears, Arthur spent 11 years with the club's strength and conditioning staff, including seven as the team's strength and conditioning coach (2008-14). During his tenure, the Bears made two trips to the NFC Championship game; making their first appearance and hoisting the George Halas Trophy in 2006 with an additional trip to the conference championship game in 2010.


Prior to his first arrival in Chicago, Arthur spent three years (2002-04) as a strength and conditioning assistant with the Buffalo Bills, where he first worked under mentor, Rusty Jones. He also interned at Louisiana Tech during the summer of 2001 and at Boston College while finishing his master's degree in 2002.

Arthur began his coaching career at his alma mater, Springfield College, working as a student assistant until his graduation in 2000. He was also a graduate assistant for two seasons, where he earned his master's degree in applied exercise science in 2002. A native of Cheshire, Conn., Arthur and his wife, Kendra, have a son, Rhett.



ISAIAH HARRIS PLAYER ENGAGEMENT / STRENGTH & CONDITIONING

Isaiah Harris enters his first season as a player engagement/strength and conditioning coach with the Bears in 2023. He spent 2022 as a strength and conditioning seasonal assistant with the club. Harris originally worked for the Bears as the director of player development for seven seasons starting in 2007 before joining the Buccaneers in 2014. Harris also held multiple roles on the player development and operations side for the Vikings prior to his first stint in Chicago.



NOBLE LANDRY ASSISTANT STRENGTH & CONDITIONING

Noble Landry is entering his second season as assistant strength and conditioning coach for the Chicago Bears in 2023.

Landry comes into the 2023 season with seven years of strength and conditioning experience, including four seasons in the National Football League. Prior to his arrival in Chicago, Landry served as a strength and conditioning intern for the Indianapolis Colts for two seasons (2019-20) before being promoted to strength and conditioning assistant for the 2021 season.

A graduate of Denison University, Landry began his strength and conditioning career interning with Denison in 2018. He then went on to work as a strength coach for Allegiate and assistant football coach at Orange Lutheran High School in Orange, Calif. In 2019, he spent a season working at The Ohio State University as a strength and conditioning intern.



PIERRE NGO ASSISTANT STRENGTH & CONDITIONING

Pierre Ngo returns to Chicago as an assistant strength coach in 2023. The 2023 season will mark Ngo's seventh overall season with the club.

Ngo spent the 2021-22 seasons with the Denver Broncos, where he served as an assistant strength and conditioning coach.

Prior to Denver, Ngo was with the Bears from 2015-20, where he coached alongside Bears head strength and conditioning coach, Jim Arthur, during the 2015 season.

Before arriving in Chicago in 2015, Ngo spent two seasons with the New York Jets, first as a strength and conditioning intern in 2012 then as an assistant strength and conditioning coach in 2013.

Sandwiched between his NFL experience he served as a strength and conditioning coaching assistant at UCLA in 2014 working with the Bruins football program.

Ngo spent one season at Arizona State University (2011) where he served as an assistant strength coach for the Sun Devils football program and also oversaw ASU women's volleyball, women's tennis and men's golf teams.

From 2009-11, Ngo worked at Philippi Sports Institute in Las Vegas, Nev., training NFL, MLB, MMA and youth athletes.

Ngo started his collegiate coaching career in 2007 at Arizona State as a strength conditioning intern before continuing his intern experience at the University of Nevada-Las Vegas (2008-09).

Born in Muskogee, Okla., Ngo was a two-year letterman at NAIA Langston University (2004-05) and finished his collegiate football playing career as a walk-on at the University of Oklahoma (2006), where he earned a degree in health and sports science. He also earned his master's degree in applied exercise science with a concentration in strength and conditioning from Concordia University-Chicago in 2020.

He and his wife, Anh, have one son, Nathan.



JEFF KING CO-DIRECTOR OF PLAYER PERSONNEL

Jeff King enters his ninth season in Chicago and his second as the club's co-director of player personnel in 2023.

King's promotion to co-director comes after spending the 2020-2021 seasons as director of pro scouting with the Bears. After spending the 2015 season as a scouting intern for the Bears, King was hired full-time in 2016 as a pro scout before being elevated to assistant director of pro scouting in 2019.

In 2022, King was instrumental in helping the Bears sign 13 unrestricted free agents from other teams: quarterback Trevor Siemian; receivers Byron Pringle and Equanimeous St. Brown; fullback Khari Blasingame; center Lucas Patrick; guard Dakota Dozier; tight end Ryan Griffin; defensive tackle Justin Jones; defensive end Al-Quadin Muhammad; linebackers Nicholas Morrow and Matt Adams; cornerback Tavon Young and safety Dane Cruikshank.

King also helped the Bears sign two key free agents the prior August in linebacker Alec Ogletree and left tackle Jason Peters, both of whom emerged as valuable contributors and combined to make 31 of a possible 34 starts for the Bears in 2021.

A second-team All-ACC selection at Virginia Tech, King was selected by the Panthers in the fifth round of the 2006 NFL Draft. The Virginia native played seven NFL seasons, five in Carolina followed by two with the Cardinals, appearing in 108 games with 84 starts and catching 156 passes for 1,323 yards and 12 touchdowns.



TREY KOZIOL CO-DIRECTOR OF PLAYER PERSONNEL

Trey Koziol enters his second season as the club's Co-Director of Player Personnel after joining the Bears in 2022.

Koziol has 15 years of NFL front office experience and returns home to Chicago after most recently serving as Assistant Director of College Scouting for the Kansas City Chiefs, a position he was promoted to at the beginning of the 2021 season. Prior to his promotion, Koziol worked as a National Scout (2018-20) and Area Scout (2013-17) for the Chiefs.

Before joining the Chiefs in 2013, Koziol spent four years as a Pro Scout for the Tennessee Titans (2009-12). He first began his NFL career in 2008, working as an intern for the Titans. With Tennessee, Koziol helped scout future Titans opponents and assessed talent in all professional leagues, including the NFL, the CFL and the AFL. He also helped coordinate free agent visits and tryouts and monitored NFL transactions.

A Hinsdale, Ill. native, Koziol attended Hinsdale Central High School before attending Boston College where he played tight end from 2003-07. At Boston College, he played alongside Bears General Manager Ryan Poles, who was an offensive lineman. He graduated with a degree in history. After having his playing career cut short due to injuries, Koziol returned to Boston College as a graduate assistant in 2008 prior to joining the Titans.



ASHTON WASHINGTON PLAYER PERSONNEL COORDINATOR

Ashton Washington enters her third season in Chicago and her second as the club's Player Personnel Coordinator.

Washington originally joined the Bears as a training camp intern before being hired full-time in July of 2021.

Prior to her arrival in Chicago, Washington was the Director of Recruiting Operations and Creative Content at Texas Tech University. She spent the 2021 offseason at Texas Tech before joining the Bears.

In 2020, Washington landed her first job in the collegiate ranks, joining the University of Illinois' football staff as an Assistant Coach, Director of High School Relations.

Washington's first work in the front office side came with the XFL, where she held several roles between the Marketing department and Business and Game Day Operations teams.


MATT FEINSTEIN DIRECTOR OF FOOTBALL ADMINISTRATION

Matt Feinstein is in his second season as the team's director of football administration in 2023.

Feinstein brings eight years of NFL experience to the Bears' personnel department. He most recently served as the NFL's Director of Labor Operations, a role he was promoted into in January of 2022. Prior to his promotion, Feinstein worked as a senior manager for the NFL's Management Council for four years (2018-22), after serving in a manager role for three years (2016-18).

In his six years in a manager role for the NFL Management Council, Feinstein constructed quantitative models of collectively bargained roster and salary rules, refined and improved models for time-sensitive analyses, and distilled results into concise summaries for senior League management, as well as Club management and ownership.

Feinstein joined the NFL Management Council in 2015, when he was hired by the League to serve as an analytics assistant. In this role, he executed League-wide player transactions, reconciled salary caps and ensured compliance with League rules. He also worked to identify trends in player transactions, roster management, player contracts and club spending among other tasks.

A University of Michigan graduate, Feinstein earned his degree in mechanical engineering in 2010. Prior to his NFL career, Feinstein spent six years at Lux Research in New York, N.Y., where he worked as an analyst (2010-13) before his promotion to senior analyst for his remaining three years with the organization (2013-15).

While serving as a senior analyst for Lux Research, Feinstein also began his career in sports, working as a contributing writer for Bloomberg Sports for two years (2013-14).

A native of Commack, N.Y., Feinstein is married to his wife, Mimi.


MIKE SANTARELLI EXECUTIVE DIRECTOR OF FOOTBALL TECHNOLOGY

Mike Santarelli enters his 12th season with the Bears in 2023.

He most recently was promoted to executive director of football technology in June 2022. In his new role, he reports directly to general manager Ryan Poles and oversees the following departments: football analytics, video services and video technology.

Prior to his promotion, Santarelli was the Bears' director of football systems for five seasons (2017-21) following his two as the club's manager of software development (2016-17). His first opportunity with the Bears came in 2012, when he was hired as a senior software engineer (2012-16).

Prior to joining the Bears, Santarelli worked for Johnson Financial Group as an application developer for four years (2007-12). He also spent four years working in the same capacity with Trisep Solutions (2003-07).

A graduate of St. Norbert College in 1999, Santarelli earned his Bachelor of Science degree in Computer and Information Sciences along with his Bachelor of Science in General and Business Administration. Following his graduation, he began his career as a web developer at ATC Leasing in Pleasant Prairie, Wis.

Santarelli and his wife, Lindsey, have two daughters, Emma and Ada.


ERIKA MARMOLEJO DIRECTOR OF PLAYER ENGAGEMENT

Erika Marmolejo enters her fourth season with the Bears in 2023 and her first as the club's director of player engagement after serving as the club's player engagement coordinator for the previous three seasons.

Marmolejo's first job in the NFL came in 2016 after she was hired by the Oakland Raiders as an assistant to general manager Reggie McKenzie. In her role with the Raiders, she worked as a player personnel assistant in the team's scouting department for two seasons before transitioning into player engagement in 2018. After a brief stint with the Chicago Bulls, Marmolejo was hired full-time by the Bears in 2020.

In her current role as Director, Marmolejo oversees the player engagement department while serving as a resource to Bears' players, their families and staff members. She also coordinates educational programs that help educate players on matters such as social justice, financial literacy, continued education, mental health and more.

A Merced, Calif. native, Marmolejo played softball at Azusa Pacific University, where she majored in journalism.



ANDRE TUCKER HEAD ATHLETIC TRAINER

Andre Tucker is in his sixth season as the head athletic trainer of the Chicago Bears in 2023. Tucker was also appointed as the team's Infection Control Officer (ICO) to help safely navigate the Bears during COVID-19 and beyond. In recognition of his efforts in 2020, he was the recipient of the Virginia Award, given annually to the Bears employee that has demonstrated the characteristics and values of Mrs. McCaskey: grace, humility, loyalty and dedication. Having spent time with the Cleveland Browns, Atlanta Falcons and Jacksonville Jaguars, Tucker has 16 years of NFL athletic training experience. Prior to his arrival in Chicago, Tucker spent eight seasons with the Browns where he was an assistant head athletic trainer (2014-17) and assistant athletic trainer (2010-13). Prior to joining the Browns, he served as an assistant athletic trainer with the Falcons (2008-09) and Jaguars (2004-07).


Tucker obtained a Bachelor of Science degree in athletic training from Florida International University in 2000 and went on to earn a Master's Degree in sports management in 2003. Additionally, Tucker is a member of the Professional Football Athletic Trainers Society (PFATS), National Athletic Trainers' Association (NATA) and is a Certified Strength and Conditioning Specialist and National Academy of Sports Medicine Performance Enhancement Specialist. Tucker has three children.



CARLA SUBER DIRECTOR OF WELLNESS

Carla Suber enters her fourth season with the Bears in 2023 and first as the team's Director of Wellness. In her current role, Suber is responsible for the overall mental wellness of the organization. She provides resources, presentations, program opportunities and workshops in addition to clinical support. In her first three years with the club, from 2020-2022, she served as the team's clinician. Prior to joining the Bears, Suber served as a clinical counselor and social worker at Loyola University Chicago from 2018-2020. Before joining the Ramblers, she spent the previous 10 years as a learning specialist for their football program at the University of Illinois. She was responsible for designing and implementing structured, individualized academic interventions for student-athletes including instruction areas of academic skill and strategy weakness. After serving as the team's learning specialist for over 10 years, Suber was promoted to the university's Assistant Director of Academic Services in 2017.

A Philadelphia native, Suber earned her bachelor's degree in English from the Florida Agricultural and Mechanical University before attending Temple University to obtain her master's of education in counseling psychology. Suber then went on to earn her master of science in education in secondary education from the University of Pennsylvania.



MIKE WILEY JR. DIRECTOR OF MENTAL SKILLS/PERFORMANCE

Mike Wiley Jr. enters his second season with the Bears after joining the club in July of 2022. Wiley, who reports directly to general manager Ryan Poles, has eight years of experience providing mental skills experience and mental health counseling to high school, collegiate and professional coaches and players. He also has over 11 years working with different organizations as a counselor and consultant.

Prior to his arrival in Chicago, he most recently served as a mental performance coach with Courtex Performance for three years (2019-22). With Courtex Performance, he helped players and coaches maximize their mental performance to reach their goals; consulting extensively with players across the FIBA, NCAA, and high school basketball levels to helping them develop their mental game. He is also a Licensed Clinical Professional Counselor (LCPC) in the state of Illinois.

Since joining Courtex Performance, Wiley has also consulted with clients from many other sports and professions, including the financial sector, teaching customized mental skills tailored to clients' unique performance areas. He delivers individual training, group programs and workshops to maximize awareness, performance and personal growth. A few of his focus areas include growth mindset, managing performance anxiety, psychological flexibility, integrating values into performance effectively coping with adversity, building self-confidence, team cohesion and developing proactive mental skills.

While at Courtex Performance, Wiley also served as the lead mental performance coach with Indiana State University and Lincoln Memorial University's men's basketball teams, as well as the Lipscomb University women's basketball team. Prior to his stops with the NCAA and Courtex, he spent two years with Kollison Performance (2016-18) as a mental performance coach following a year long stint in the same role with Loyola University Chicago's track and field team in 2015.

A Seattle native, Wiley graduated from Washington State University with a Bachelor of Science degree in Psychology. He then went on to earn his Masters of Arts in Counseling with a specialization in Sport and Health Psychology from Adler University in 2016. He currently resides in the Chicagoland area with his wife and children.


BRENT SALAZAR CLYDE EMRICH DIRECTOR OF HIGH PERFORMANCE

Brent Salazar is in his second season as the Clyde Emrich Director of High Performance for the Bears in 2023.

A position named in honor of The Legend Clyde Emrich, the long-time strength coach for the Bears who passed in November on '21. Salazar oversees the team's strength and conditioning and sport science departments and work with the athletic training staff with the goal of maximizing player health, safety and performance.

Salazar arrives in Chicago with more than 10 years of strength and conditioning experience in the NFL with the Broncos, Chiefs and Vikings. He most recently spent the past two years at Kitman Labs as a Performance Strategist and was the Director of Performance at the United States Tennis Association from 2017-20. His duties at the USTA included oversight of the Player Development's Strength and Conditioning team and was responsible for optimizing the support that the USTA provides to American players.

Prior to his role at the USTA, Salazar served as the head strength and conditioning coach with the Minnesota Vikings in 2016. He came to Minnesota after having spent the previous nine seasons with the Kansas City Chiefs as an assistant strength and conditioning coach from 2007-15. He also spent a year with the Broncos in 2015 as a strength and conditioning intern.

During his NFL career, Salazar has been a part of two division championships – Denver in 2005 and Kansas City in 2010. The 2005 Broncos went 13-3, finishing with the best record in the AFC, and won their first playoff game since winning Super Bowl XXXIII. The 2010 Chiefs rebounded from a 4-12 finish in 2009 to win 10 games and clinch their first division title since 2003.

In Salazar's nine seasons in Kansas City, his talents were retained by two different coaching staffs, including two different head strength and conditioning coaches. He was part of three postseason appearances in his nine seasons.

Prior to joining the Chiefs, Salazar served as the assistant director of athletic performance at the University of the Pacific in 2006. He was responsible for designing and implementing the training regimens for seven different varsity sports during his time with the Tigers.


Salazar also gained a wealth of knowledge as a performance coach at Velocity Sports Performance in 2006. He was instrumental in preparing collegiate football players for the NFL Combine. He also worked with a wide variety of collegiate and professional athletes.

The Denver, Colo., native served as a graduate intern at UNLV in 2005. Salazar assisted the Rebels' strength and conditioning staff in their regimen with the football team. He was directly responsible for overseeing the training program for the men's tennis squad and men's soccer team.

Salazar originally started working in the NFL as an intern for the Denver Broncos during the 2005 NFL offseason. Prior to his first stint in the NFL, Salazar was a graduate intern at the University of New Mexico. He was responsible for the training of the Lobos baseball squad while also assisting with the football team.

Salazar was a member of the men's tennis team at New Mexico from 1998-03, earning All-Mountain West Conference honors after helping New Mexico earn a share of the MWC Championship in 2003. He earned his degree in exercise physiology and graduated in 2003. He is a certified Strength and Conditioning Specialist by the National Strength and Conditioning Association.

Salazar and his wife, Kendra, have three children, Ella, Ty and Vivian.


BLAIR HITCHCOCK DIRECTOR OF SPORTS NUTRITION

Blair Hitchcock enters her second season in Chicago after joining the club in 2022.

Hitchcock comes to Chicago from Vanderbilt University, where she served as the director of sports nutrition from 2018-21.

The first full-time registered dietitian at Vanderbilt, Hitchcock oversaw all dietary and nutritional needs for the Commodore's athletic programs.

Prior to her arrival at Vanderbilt, she spent three years at Texas A&M, where she served as an assistant director of performance nutrition for the Aggies.

From 2013-15, Hitchcock served as a graduate assistant sports dietitian at Florida State University, assisting with the football program during the Seminoles' run to the BCS Championship in 2013.

She also gained experience working as a nutrition intern with the St. Vincent Sports Performance Institute in Indianapolis in 2013 and as a sports nutrition intern at Auburn

University (2012-13) and the University of Tennessee (2011-12).

Hitchcock graduated from the University of Tennessee in 2012 with a Bachelor of Science in Health and Human Sciences and Sports Management. She then went on to earn her master's in nutrition coursework from the University of Alabama Birmingham in 2013 and a masters in sports nutrition from Florida State University in 2015.



TONY MEDLIN HEAD EQUIPMENT MANAGER

Tony Medlin is in his 37th season with the Chicago Bears and his 27th as the team's head equipment manager in 2023. Medlin is responsible for effectively coordinating all team equipment operations including logistics, purchasing and inventory for all players, coaches and staff.

Medlin also serves as the team's liaison with the NFL's sole apparel providers, Nike and New Era.

Medlin has been honored as the NFL's top equipment manager twice in his career. In 2000 he received the Whitey Zimmerman Award and in 2016 he earned New Era's Equipment Manager of the Year Award.

In 2017, Medlin was the recipient of the Virginia Award, given annually to the Bears employee that has demonstrated the characteristics and values of Mrs. McCaskey: grace, humility, loyalty and dedication. In 2018, he was honored as one of the Chicago Defender's 50 Men of Excellence, awarded to African-American men who inspire others through their vision and leadership, exceptional achievement and participation in community service.

Named head equipment manager in 1997, Medlin initially joined the Bears as an assistant equipment manager in 1987. He previously served as the athletic equipment manager at his alma mater, North Carolina Central University, from 1982-87 after earning his degree in therapeutic recreation.

Medlin and his wife, Chandra, have one daughter, Brandy. Medlin is the older brother of Ron Medlin, who is the Baltimore Ravens assistant certified athletic trainer after spending time as head athletic trainer for the Atlanta Falcons.

Medlin's numerous charitable endeavors are highlighted by his role as the chairman of the annual Chicago Bears Coat Drive, which collects tens of thousands of coats during the holiday season. He is also involved with the "Say No to Drugs" campaign.

Coaching Administration



Sean Magee
Chief of Staff



Kenny Norton III
Coaching Assistant

TEAM PHYSICIANS



Dr. Pat Birmingham
Consulting Orthopedist



Dr. Mark Bowen
Consulting Orthopedist



Dr. Howard Katz
Consulting Internist



Dr. Adam Bennett
Consulting Internist



BRICK ACKLEY
Assistant Director of College Scouting



SCOTT ADAMS
Mascot Coordinator



HALEE ALTENBURG
Office Coordinator



KOFI AMPOMAH
Football Support Analyst



FERNANDO ARRIOLA
Vice President of Fan and Brand Development



TRISTEN ASKEN
Director of Rehabilitation Services



DAN BARILE
Director of Content and Production



ANA LISA BASSEWITZ
Partnership Activation Specialist



BENJAMIN BAUMER
Assistant Groundskeeper



BRIT BENDING
Executive Assistant



ZACK BERO
Manager of Building Services



CLAIRE BLAKEMORE
Historical Archives Assistant



JOEY BLOOM
Data and CRM Engineer



JOHN BOSTROM
Senior Advisor of Operations and Safety




TOM BRADWAY
Northeast Area Scout



ALLISON BRAUER
Premium Seat Sales and Service Coordinator




WILL BRIDGFORTH
Content Producer



MOLLY BROWN
Digital Product Coordinator



TERRANCE BROWN
IT Support and Operations Analyst



TAYLOR BRZEZINSKI
Partnership Activation Specialist



GEOFF BUNZOL
Director of Team Building and Operations



MICHELLE BURKE-MCCASKEY
Manager of Customer Service



CARTER BYRD
Corporate Partnerships Diversity Fellow



MIKE CARENS
Video Assistant



DOUG CARNAHAN
Vice President of Corporate Partnerships




JAMIE CASSELBERRY
Accounts Payable Specialist



KRISTELL CASTRO
Manager of Accounting



ALISSA CAULFIELD
Customer Service Coordinator




RYAN CAVANAUGH
Midwest Area Scout



LORNE CHAN
Vice President of Content and Innovation



KRITHI CHANDRAKASAN
Director of Football Analytics



RACHEL CHESSKY
Manager of Partnership Activation and Solutions



CHRISTINE CHRISTOPOULOS
Corporate Partnerships Coordinator



MEGHAN CLANCY
Events Coordinator



AARON CLARK
Director of Football Communications




CHRISTINE COLLINS
Ticket Sales and Service Assistant



LAURA CONEDELLA
Director of Brand Marketing
Insights and Strategy



JOHN CONROY
Director of Creative Brand



JAMES COSH
Manager of Football
Administration/Pro Scout



KYRA COSH
Customer Service Coordinator



DAVID CUMMINGS
Customer Service Coordinator



STALEY DA BEAR
Mascot



LARON DAVIS
Corporate Partnerships Manager



MAI DAVIS
Executive Assistant



TIM DAYE
Manager of Social Media Content
Creation



WHITNEY DEBUCK
Director of Financial Operations



ELYCIA DELGADO
Staff Accountant



ELAINE DELOS REYES
Project Management Lead



NATHAN DILORENZO
Director of Suite Sales and
Service



JACK DOWLING
Video Assistant




CRIMSON DUCKETT
Suite Service Coordinator



DARBY DUNNAGAN
Director of Video Operations



KEITH EARLE JR.
Scouting Assistant



DAVE ECK
Corporate Partnerships Manager



BRANDON FABER
Vice President of
Communications




ISAAC FARLEY
Assistant Groundskeeper



GARY FAULDON
Assistant Equipment Manager



GWEN FEDERMAN
Paralegal



BRIAN FORTH
Director of Ticket Operations



KRISTA FORTMAN
Customer Service Coordinator



KATIE FOX
Coordinating Producer



KEVIN FOY
Cinematographer and Engineer



RACHEL FRANK
Suite Sales Manager



JACOB FUNK
Photographer




LIZ GEST
Vice President of Human
Resources



MAGGIE GERALDI
Director of Partnership
Activation



MALLORY GLAZIER
Manager of Partnership
Activation and Development



TYLER GLENDE
Assistant Director of Equipment




GRACIE GLICKMAN
Corporate Partnerships
Coordinator



JESSICA GLOMSTAD
Customer Service Coordinator



STEVEN GOODWIN
Stadium Operations Coordinator



BRYAN GREENAWAY
Senior Applications Engineer



MEGAN GRESETH
 Manager of Social Media Brand Integration



BOBBY HACK
 Manager of Talent and Game Presentation



SCOTT HAGEL
 SVP, Marketing and Communications



MARGE HAMM
 Director of Bears Care




ELAENA HARRIS
 Associate Counsel



BRI HARVEY
 Content Producer



REESE HICKS
 West Coast Area Scout



JOHN HILBRICH
 Manager of Ticket Operations



KAREEMA HILL
 Customer Service Coordinator



DOM HILLESHEIM
 Partnership Activation Specialist



PAUL HITZELBERGER
 Assistant Groundskeeper



BETH HODGINS
 Operations Assistant- Logistics



ADAM HOLTZ
 Assistant Groundskeeper




RYAN HUBLEY
 Football Research Analyst



AUSTIN HUETTE
 Web Designer



KELLEY JACOBSEN
 Graphic Designer



NATALIA JERZYK
 Digital Marketing Specialist



BRENT JOHNSON
 IT Security Architect



MICAH JOHNSON
 Director of Corporate Communications



JAKE JONES
 Vice President of Finance and Accounting



JEFF KONIAK
 Play-by-Play



COLLEEN COLLINS JOSELLIS
 Executive Assistant to the GM



RODNEY KARLSTRAND
 Security



KYLE KELLY
 Director of Operations- Logistics




ALLISON KNECHT
 Manager of Suite Service



DILLON KNIGHT
 Premium Seat Sales and Finance Coordinator



JOANN KOWALSKI
 Project Management



AJ LAMB
 Sports Scientist



BOB LASKOWSKI
 Manager of Stadium Operations



KEISHA LEE
 Events Coordinator



SHARON LEHNERT
 Administration



MATT LEITZKE
 Business Insights Analyst



MIGUEL LEMUS
 Corporate Communications Assistant



HOWARD LITTLE
 Manager of Brand and Influencer Marketing



AMY LOCH
 Manager of Premium Seat Sales and Service



DANICA LOPEZ
 Partnership Activation Assistant



CHARLES LOVE
Pro Scout



DARRYL MAGEE
Assistant Equipment Manager




LOUISE MAKI
Payroll Administrator



VERONICA MALESINSKI
Content Producer



MEGAN MALONE
Manager of Corporate Partnerships



MIKE MANGONI
Building Engineer



MARIELLEN MARDIS
Assistant Athletic Trainer



LARRY MAYER
Senior Web Writer/Editor




BRIAN J. MCCASKEY
Vice President



JAMES MCCASKEY
Manager of Financial Reporting



PATRICK MCCASKEY
Vice President



DAVE MCCLAMROCK
Director of Corporate Partnerships



MELISSA MCDERMOTT
Business Strategist



TONY MCINERNEY
Security




BECCA MEEK
HR Operations Coordinator



KELSEY MEISZAHL
Marketing Coordinator



KEVIN MEYERS
Digital Copy Editor



KEN MROOK
Head Groundskeeper



ALEX MURILLO
Events Coordinator



KAREN MURPHY
SVP, Business Strategy & Chief Financial Officer



KATIE NAGLE
Executive Assistant



JUSTIN NATH
Business Analyst, Marketing



JOSH NAYLOR
Director of IT Operations




STACIE NELSON
Procurement Specialist



PAUL NEURAUER
Vice President of Operations



JAY NICKELL
Team Logistics Coordinator



SIVE NOBLES
Assistant Athletic Trainer



JESSICA NOONAN
Community Outreach and Alumni Relations Specialist



LOGAN OPPEGAARD
Suite Sales Manager



ROBERT DRAWIEC
Shipping and Receiving Coordinator



ROMMEL PARAISO
Manager of Motion Graphics Design and Production



NABIL PATEL
Staff Accountant



MONTEREY PEPPER
Social Media Engagement Specialist



ELIZABETH PETERS
Manager of Events and Hospitality



BRYAN PETT
Director of Stadium and Event Operations



TED PHILLIPS
Senior Advisor



BRENDAN PIERCE
Director of Premium Seat Sales
and Customer Service



JAKE PONIKVAR
Scouting Assistant



KATE RACKOW
Manager of Community Outreach
and Alumni Relations



DREW RAUCINA
Midlands Area Scout



ERIC REBAN
Building Engineer



CAMERON REED
Equipment/Administrative
Assistant



BRENDAN REHOR
Southeast Area Scout



REBECCA REID
Suite Sales Manager




TIM RIDNER
Assistant Athletic Trainer



ANA RODRIGUEZ
Talent Acquisition Coordinator



KRISTIN ROGERS
Manager of Employee Experience



COREY RUFF
Vice President of Business
Strategy and Analytics



JAKE SADOWSKI
Motion Graphics Animator



FRANCIS SAINT PAUL
Senior National Scout



MALLORIE SANDERS
Manager of Diversity, Equity and
Inclusion



ALI SAYERS
Football Communications
Assistant



ANA SCARLATI
Suite Service Coordinator



BEN SCHMITZ
Manager of Football
Communications



JEFF SHIVER
Executive Scout



ALLEN SILVA
IT Network and Operations
Analyst



GUSTAVO SILVA
Manager of Youth Football and
Community Programs



MATT SIMDONE
Director of Community and
Alumni Relations



LENNY SMID
Manager of Building Operations



JEREMY SMITH
Assistant Athletic
Trainer/Physical Therapist



LORENA SORIA
Events Coordinator



PETE SPIZZIRRI
Security



JUSTIN STAHL
Vice President of Information
Technology



CLIFF STEJN
SVP and General Counsel



MAT STEWART
Graphic Designer



KATLIN STRANGE
Director of Events and Game
Presentation



JENILEE STROUD
Payroll Administrator- Staff




KARTHIK SUKUMAR
Manager of Advanced Analytics



SAM SUMMERVILLE
Senior National Scout



AUTUMN SWINDELL
Executive Assistant



JOHN SYTY
Southwest Area Scout



JOHN TARPEY
Vice President of Security



KENDALL TAYLOR
IT Support and Operations Analyst



TOM THAYER
Analyst



BRITTNEY THOMAS
Corporate Partnerships Manager



JORDAN TREDUP
Manager of Content and Production



DAN TUOHY
Director of Video Technology



LEE TWARLING
SVP, Sales and Customer Relations



POQIA VAN DYKE
Director of Digital Media



MICHAEL VASQUEZ
Lead Motion Graphics Animator



ANGELA VEVERKA
Partnership Activation Assistant



TAMESHA WADE
SVP, Diversity, Equity and Inclusion



LIZ WALLACE
Receptionist



JOSH WALLS
Partnership Activation Specialist



ORLANDO WATT
Customer Service Coordinator



RYAN WEESE
Combine Scout



CHRIS WHITE
Assistant Director of Pro Scouting



MARQUIS WHITE
Ticket Operations Coordinator



JENNIFER WILGOSIEWICZ
Executive Assistant



THOMAS WOODY
Assistant Equipment Manager



CHRIS YANKTON
Coordinating Producer



GHADA YOUSEF
Graphic Designer



DAN YUSKA
Operations and Historical Affairs



NICOLE ZIMMER
Director of Social Media



HALEY ZIMMERMAN
Bears Care Coordinator



RICHARD HILDEBRAND
Football Systems Engineer



John Tarpey (Left) and the Bears' security team was presented with the 2023 Virginia Award by the award's namesake, Virginia McCaskey (middle-left), on April 22, 2022

THE VIRGINIA AWARD

The Virginia Award is named after Virginia H. McCaskey, owner of the Chicago Bears and daughter of Bears founder George Halas. The recipient of the Virginia Award has demonstrated the characteristics and values of Mrs. McCaskey: grace, humility, loyalty and dedication. Over the past year, this employee has significantly contributed to the success of the Chicago Bears by providing exemplary service to the team, business partners and fans. This award is presented to the employee who not only exceeded the highest standards of achievement, but whose work set him/her apart from peers and best embodied The Bears Way.

Virginia Award Recipients:

2023: John Tarpey, Rodney Karlstrand, Tony McInerney

2022: Melissa McDermott

2021: Andre Tucker, Head Athletic Trainer

2020: Brent Johnson, Network Manager

2019: John Bostrom, Senior Advisor of Operations & Safety

2018: Dan Barile, Director of Content and Production

2017: Tony Medlin, Head Equipment Manager

2016: Lee Twarling, SVP, Sales and Customer Relations

2015: Katie Nagle, Executive Assistant



PLAYERS



Andrew
BILLINGS

97

Ht: 6-1
DOB: 6/3/95
Bears Season: 1
Acquired: FA-'23

Wt: 311
College: Baylor
NFL Season: 7

DEFENSIVE TACKLE

PRO CAREER: Veteran defensive tackle enters his first season with the Chicago Bears after stops with Cincinnati, Cleveland, Miami, Kansas City and Las Vegas ... Has played in 67 career games with 51 starts, having served as a starter with the Bengals from 2017-19 ... Missed rookie season due to injury after entering league as Bengals' fourth-round pick in 2016 ... Opted out of the 2020 season and played in six games with Cleveland in 2021 before spending time on the practice squad with Miami and Kansas City before signing with the Raiders prior to the start of the 2022 season ... Career totals include 120 tackles (67 solo), 4.5 sacks and 15 quarterback hits.

2022 SEASON (RAIDERS): Started in all 14 games that he played in, notching 39 tackles, 1.0 sack, 3 QBH and 3 TFL.

2021 SEASON (BROWNS/DOLPHINS/CHIEFS): Played in six games with Cleveland, totaling one tackle...(10/10) at LAC: Credited with an assisted tackle ... Released and signed to Miami's practice squad in November ... Signed to Kansas City's practice squad during the postseason.

2020 SEASON (BROWNS): Opted out of the 2020 season.

2019 SEASON (BENGALS): Played in all 16 games with 14 starts during his final season in Cincinnati ... Set a career high with 35 tackles (18 solo) ... Posted one sack vs. the Steelers ... Recorded a sack, dropping the quarterback for a 13-yard loss and redited with a season-high seven tackles (four) vs. New England in Week 15.

2018 SEASON (BENGALS): Started all 16 games ... Posted 32 tackles (22 solo) and a career-high 2.5 sacks ...Recorded first sack of the season, bringing down QB Patrick Mahomes, and notched a season-high five solo tackles at Kansas City ... Posted one sack, getting to QB Lamar Jackson, and three solo tackles at Baltimore ...Tied a season high with five tackles (two) vs. Denver ... Registered three solo stops at Pittsburgh.

2017 SEASON (BENGALS): Played in 15 games, making seven starts at nose tackle ... All seven starts came within the final eight games of the regular season ... Finished season with 13 tackles (nine solo) and two tackles for loss Made NFL debut Week 1 vs. Baltimore ... Made first-career start Week 10 at Tennessee ... Totaled four tackles (three), including a tackle for loss to push Bears inside their own 5-yard line vs. Chicago.

2016 SEASON (BENGALS): Missed entire rookie season due to injury...Placed on the Reserve/Injured list following training camp.

TRANSACTIONS:

05/25/2016: Signed/draft choice to the Bengals (four-year contract through 2019)

03/19/2020: Signed/UFA to the Cleveland Browns (one-year contract through 2020)

11/16/2021: Added to the Miami Dolphins practice squad

01/17/2022: Released from the Dolphins practice squad

01/19/2022: Added to the Chiefs practice squad

02/28/2022: Signed by the Raiders

COLLEGE: Played three seasons (2013-15) at Baylor, seeing action in 36 games ... 25 of his 27 starts came over his last two seasons ... 30 of his 106 career stops were tackles for loss ... Started 12 games in 2015, helping team to a 10-3 record and a win over North Carolina in the Russell Athletic Bowl ... Posted 40 tackles, including 15 tackles for loss ... Posted a career-high 5.5 sacks ... Named first-team All-Big 12.

PERSONAL: Attended Waco (Texas) High School...As a senior, earned Class 4A all-state honors...Ranked the No. 12 defensive line prospect in the nation by Rivals.com and Scout.com...Texas state powerlifting champion, breaking Mark Henry's previous record with 2,010 pounds (805-pound squat, 500-pound bench press and 705-point dead lift)...Dubbed "College Football's Strongest Player" by NFL.com in 2016...Father, Anthony, played college baseball and mother, Sylvia, ran collegiate track.

REGULAR SEASON COMPARISON: DEFENSIVE - TENNESSEE TITANS

DATE	OPP	TACKLES										MISC			
		W/L	GP/GS	TOT	SOLO	ASST	SACK	YDS.	INT	TFL	PD	QBH	TD	FF	FR
11/12/17	CIN @ TEN	L	S	4	3	1	0.0	0.0	0	1	0	0	0	0	0
9/25/22	LV @ TEN	L	S	3	1	2	0.0	0.0	0	0	0	0	0	0	
TOTALS		0/2	2/2	7	4	3	0.0	0.0	0	1	0	0	0	0	

ANDREW BILLINGS' NFL REGULAR SEASON DEFENSIVE STATISTICS

DATE	TEAM	GP	GS	TACKLES								INTERCEPTIONS					O. FUMB				ST				MISC		
				TK	S	A	TFL	YDS	SK	YDS	QBH	NO	YDS	LG	TD	PD	FF	FR	TD	YDS	TK	S	A	FF	FR	S	A
2017	Bengals	15	7	13	9	4	2	6	0.0	0.0	1	0	0	0	0	0	0	0	0	0	0	0	0	0	0	0	0
2018	Bengals	16	16	32	22	10	8	18	2.5	14.5	7	0	0	0	0	0	0	0	0	0	0	0	0	0	0	0	
2019	Bengals	16	14	35	18	17	4	20	1.0	13.0	4	0	0	0	0	0	0	0	0	0	0	0	0	0	0	0	
2020	Browns	0	0	0	0	0	0	0	0.0	0.0	0	0	0	0	0	0	0	0	0	0	0	0	0	0	0	0	
2021	Browns	6	0	1	0	1	0	0	0.0	0.0	0	0	0	0	0	0	0	0	0	0	0	0	0	0	0	0	
2022	Raiders	14	14	39	18	21	3	6	1.0	8.0	3	0	0	0	0	0	0	0	0	0	0	0	0	0	0	0	
NFL TOTALS		67	51	120	67	53	17	50	4.5	35.5	15	0	0	0	0	0	0	0	0	0	0	0	0	0	0	0	

ANDREW BILLINGS' NFL POSTSEASON DEFENSIVE STATISTICS

DATE	TEAM	GP	GS	TACKLES								INTERCEPTIONS					O. FUMB				ST				MISC	
				TK	S	A	TFL	YDS	SK	YDS	QBH	NO	YDS	LG	TD	PD	FF	FR	TD	YDS	TK	S	A	FF	FR	S
2020	Browns	0	0	0	0	0	0	0	0.0	0.0	0	0	0	0	0	0	0	0	0	0	0	0	0	0	0	0
2021	Chiefs	0	0	0	0	0	0	0	0.0	0.0	0	0	0	0	0	0	0	0	0	0	0	0	0	0	0	0
NFL TOTALS		0	0	0	0	0	0	0	0.0	0.0	0	0	0	0	0	0	0	0	0	0	0	0	0	0	0	0

SINGLE-GAME HIGHS: DEFENSIVE

Total Tackles

7 at Denver Broncos, Nov 20, 2022
...1 more at 7.

Solo Tackles


5 at Kansas City Chiefs, Oct 21, 2018

Sacks

1.0 at Seattle Seahawks, Nov 27, 2022
...3 more at 1.0.

Tackles For Loss

2 at Buffalo Bills, Sep 22, 2019
...1 more at 2.



Khari
BLASINGAME

35

Ht: 6-0
DOB: 7/1/96
Bears Season: 2
Acquired: UFA-22 (TEN)
Wt: 233
College: Vanderbilt
NFL Season: 5
FULLBACK

PRO CAREER: Fourth-year fullback who entered his first season with the Bears in 2022 ... Has appeared in 48 career games with 19 starts ... His career totals include 103 yards from scrimmage, 10 receptions for 97 yards and six rushing yards ... Originally signed by the Minnesota Vikings as an undrafted free agent in 2019.

2022 SEASON (Bears): Appeared in all 16 games of the 2022 season (six starts) ... Saw game action Week 1 vs. San Francisco, taking snaps on offense in the fullback position ... Featured on offense and special teams in Week 2 at Green Bay... Saw game action at fullback and on special teams in Week 3 vs. Houston, recording one tackle on special teams ... Played snaps at fullback and on special teams at New York in Week 4 ... Made his first start as a Bear in Week 5 at Minnesota, while also taking snaps on offense and special teams ... Was his first time listed as a starter since October 24, 2021 vs. Kansas City as a member of the Titans ... Registered a tackle on special teams in Week 6 vs. Washington ... Listed as a starter at fullback for the second straight game at New England in Week 7, contributing on offense and special teams ... Got the starting nod against the Cowboys in Week 8, and also played on special teams ... Made the start against the Dolphins in Week 9, helping block en route to the Bears' fourth straight game with over 200 rushing yards ... Was named an honorary captain in Week 10 vs. Detroit, where he made the start at fullback and played in over half the special teams snaps ... Contributed on special teams and offense at the Falcons in Week 11 ... Was targeted once in Week 12 vs. the Jets, and also appeared on special teams ... Recorded one solo tackle on special teams against the Eagles in Week 15 ... Recorded a solo tackle on special teams against Buffalo in Week 16 ... Played in snaps on offense and 70% of the special teams snaps in Week 17 at Detroit ... Started the final regular season game vs. Minnesota, featuring at fullback and on special teams.

2021 SEASON (Titans): Played in 11 contests with three starts ... Rushed for a career-high six yards at New England and caught two receptions for four yards, once vs. San Francisco and once at Houston.

2020 SEASON (Titans): Appeared in 15 games with a career-high seven starts, logging four receptions for 39 yards ... He also appeared on kick return for the first time in his career at Cincinnati, returning the ball 11 yards.

2019 SEASON (Titans): Appeared in six games with three starts as a rookie, totaling four receptions for 54 yards (13.5 avg.) ... Recorded his longest career reception (24 yards) in the Titans win at the Raiders (12/8).

TRANSACTIONS:

- 04/29/2019: Signed/UDFA Minnesota Vikings
- 08/31/2019: Cut by Vikings
- 09/01/2019: Practice squad add, Minnesota Vikings
- 11/13/2019: Active/practice squad, Tennessee Titans
- 03/05/2021: Re-signed/excl. FA (one-year contract through 2021)
- 03/20/2022: Signed/UFA, Chicago Bears (one-year contract through 2022)

COLLEGE: He amassed 997 rushing yards and 15 rushing scores as well as 35 catches for 380 yards and two receiving touchdowns during his collegiate career at Vanderbilt ... Helped revitalize Vanderbilt's football program, advancing to Independence Bowl against N.C. State in 2016 and Texas Bowl against Baylor in 2018. Capped his collegiate career with CoSIDA Academic All-District honors in 2017 and 2018 and SEC Academic Honor Roll recognition from 2015-17 ... As a graduate student (2018), played in all 13 games with two starts and rushed for 401 yards and five touchdowns on 96 attempts, while adding 25 receptions for 320 yards and a score ... Earned an undergraduate degree in medicine, health and society from Vanderbilt in May 2017 and a Master's of Education from Vanderbilt's Peabody College in May 2021.

PERSONAL: A Huntsville, Ala. native ... Named second team All-State as a defensive back at Buckhorn (Huntsville, Ala.) High School ... As a senior, posted 64 solo tackles and pair of interceptions as a safety. Also rushed for 966 yards and 10 touchdowns ... Started at cornerback during junior and sophomore seasons ... Also played baseball and ran track at Buckhorn ... Served as school ambassador and member of National Honor Society.

KHARI BLASINGAME'S NFL REGULAR SEASON RUSHING/RECEIVING STATISTICS

DATE	TEAM	RUSHING								RECEIVING				
		GP	GS	NO.	YDS.	AVG.	LG	TD	NO.	YDS.	AVG.	LG	TD	
2019	Vikings	0	0	0	0	0.0	0	0	0	0	0.0	0	0	
Went from Minnesota to Tennessee.														
2019	Titans	6	3	0	0	0.0	0	0	4	54	13.5	24	0	
2019	TOTAL	6	3	0	0	0.0	0	0	4	54	13.5	24	0	
2020	Titans	15	7	0	0	0.0	0	0	4	39	9.8	16	0	
2021	Titans	11	3	3	6	2.0	3	0	2	4	2.0	5	0	
2022	Bears	16	6	0	0	0.0	0	0	0	0	0.0	0	0	
NFL TOTALS		48	19	3	6	2.0	3	0	10	97	9.7	24	0	

KHARI BLASINGAME'S NFL POSTSEASON RUSHING/RECEIVING STATISTICS

DATE	TEAM	RUSHING								RECEIVING				
		GP	GS	NO.	YDS.	AVG.	LG	TD	NO.	YDS.	AVG.	LG	TD	
2019	Titans	3	1	0	0	0.0	0	0	0	0	0.0	0	0	
2020	Titans	1	1	0	0	0.0	0	0	0	0	0.0	0	0	
2021	Titans	1	0	0	0	0.0	0	0	0	0	0.0	0	0	
NFL TOTALS		5	2	0	0	0.0	0	0	0	0	0.0	0	0	

KHARI BLASINGAME'S NFL REGULAR SEASON RETURN STATISTICS

DATE	TEAM	KICKOFF RETURNS						PUNT RETURNS					
		RET.	YDS.	AVG.	LG	TD	NO.	FC	YDS.	AVG.	LG	TD	
2019	Vikings	0	0	0.0	0	0	0	0	0	0.0	0	0	
Went from Minnesota to Tennessee.													
2019	Titans	0	0	0.0	0	0	0	0	0	0.0	0	0	
2019	TOTAL	0	0	0.0	0	0	0	0	0	0.0	0	0	
2020	Titans	1	11	11.0	11	0	0	0	0	0.0	0	0	
2021	Titans	1	12	12.0	12	0	0	0	0	0.0	0	0	
2022	Bears	0	0	0.0	0	0	0	0	0	0.0	0	0	
NFL TOTALS		2	23	11.5	12	0	0	0	0	0.0	0	0	

KHARI BLASINGAME'S NFL POSTSEASON RETURN STATISTICS

DATE	TEAM	KICKOFF RETURNS						PUNT RETURNS					
		RET.	YDS.	AVG.	LG	TD	NO.	FC	YDS.	AVG.	LG	TD	
2019	Titans	0	0	0.0	0	0	0	0	0	0.0	0	0	
2020	Titans	0	0	0.0	0	0	0	0	0	0.0	0	0	
2021	Titans	0	0	0.0	0	0	0	0	0	0.0	0	0	
NFL TOTALS		0	0	0.0	0	0	0	0	0	0.0	0	0	

SINGLE-GAME HIGHS: RUSHING/RECEIVING

Rush Attempts
Rushing Yards
Longest Runs
Receptions
Receiving Yards
Longest Receptions

3 at New England Patriots, Nov 28, 2021
 6 at New England Patriots, Nov 28, 2021
 3 at New England Patriots, Nov 28, 2021
 2 at Oakland Raiders, Dec 08, 2019
 47 at Oakland Raiders, Dec 08, 2019
 24 at Oakland Raiders, Dec 08, 2019

All-Purpose Yards
Kickoff Returns

Kickoff Return Yards
Longest Kickoff Return
Special Teams Tackles

47 at Oakland Raiders, Dec 08, 2019
 1 at Houston Texans, Jan 09, 2022
 ...1 more at 1.
 12 at Houston Texans, Jan 09, 2022
 12 at Houston Texans, Jan 09, 2022
 1 vs. Buffalo Bills, Oct 18, 2021
 ...6 more at 1.

SINGLE-GAME HIGHS - POSTSEASON: RUSHING/RECEIVING

Special Teams Tackles

1 at Baltimore Ravens, Jan 11, 2020
 ...1 more at 1.



Larry
BOROM

75

Ht: 6-5
DOB: 3/30/99
Bears Season: 3
Acquired: D5-21

Wt: 333
College: Missouri
NFL Season: 3

OFFENSIVE LINEMAN

PRO CAREER: Enters his second season with the Bears in 2022 ... Chicago selected offensive lineman Larry Borom from Missouri with the 151st pick in the fifth round of the 2021 NFL Draft ... Appeared in ten games with eight starts during his rookie season (2021).

2022 SEASON (BEARS): Played in 13 games (nine starts) this season ... Made the start at right tackle in the season opener vs. San Francisco and played every offensive snap ... Featured as the starting right tackle for the second-straight game in Week 2 and was on the field for all offensive plays ... Helped pave the way for running back Khalil Herbert's career-high 157 yard performance in Week 3 vs. Houston, playing every offensive snap at right tackle ... Took every offensive snap at tackle and also worked on special teams in Week 4 at New York ... Started at Minnesota in Week 5, playing every offensive snap ... Made his sixth consecutive start at left tackle against Washington, playing every offensive snap ... Started against New England in Week 7, playing all offensive snaps ... Returned in Week 10 vs. Detroit after missing two games and saw game action on special teams ... Helped pave the way for the Bears to record two rushing touchdowns in Week 11 at Atlanta ... Did not start, but played in 84% of the offensive snaps in Week 12 vs. the Jets ... Returned to the lineup in Week 16 vs. Buffalo and made the start at left guard ... Played limited snaps on offense and special teams in Week 17 at Detroit ... Started the regular season finale vs. Minnesota.

2021 SEASON (BEARS): Appeared in ten career games (eight starts) ... Made his NFL debut in a reserve role in Week 1 vs. the Rams when he helped pave the way for the David Montgomery to rush for 108 yards ... Made his first career start at right tackle Week 8 vs. the 49ers; helped Justin Fields become the first Bears QB to rush for 100 yards (103) since 1973 ... Part of an offensive line that paved the way for the Bears to record a season-high 414 total net yards on offense Week 9 at the Steelers ... Started at right tackle and helped pave the way for the Bears to record 378 total net yards on offense during the Week 12 win at the Lions ... Helped RB Khalil Herbert and RB David Montgomery find the end zone on two rushing touchdowns in the Bears Week 16 win at Seattle.

TRANSACTIONS:


06/02/2021: Signed by the Bears/draft choice (four-year contract through 2024)

COLLEGE: 2020 All-SEC Second Team (PFF), All-SEC Third Team (Phil Steele), two-time SEC Academic Honor Roll ... started all eight games that he played in 2020, anchoring down the right side of the line at RT ... named to the PFF All-SEC Second Team and Phil Steele All-SEC Third Team ... was ranked among the nation's elite linemen by ProFootballFocus.com, grading him as the 16th-best tackle in the nation (87.0) and the SEC's top pass-blocking OT (84.5) ... started 11 of 12 games during his redshirt sophomore season in 2019 ... played in all 13 games as a redshirt freshman in 2018, seeing time on special teams and along the offensive line.

PERSONAL: Three-star recruit by 247Sports.com, ESPN.com and Scout.com while earning a two-star distinction from Rivals.com ... rated as the No. 8 player in Oakland County (Mich.) prior to his senior season.

LARRY BOROM'S NFL REGULAR SEASON STATISTICS

DATE	TEAM	GP	GS
2021	Bears	10	8
2022	Bears	13	9
NFL TOTALS		23	17



Jaquan
BRISKER

9

Ht: 6-1
DOB: 4/20/99
Bears Season: 2
Acquired: D2b-22

Wt: 200
College: Penn State
NFL Season: 2

DEFENSIVE BACK

PRO CAREER: Drafted by the Bears in the second round of the 2022 NFL Draft (No. 48 overall) ... Started in all 15 games of the 2022 season as a rookie, totaling 103 tackles (73 solo), four QBH, 4.0 sacks, two QBH and one interception.

2022 SEASON (BEARS): Made the start at safety in his first NFL game in the Week 1 victory vs. San Francisco ... Logged the first turnover of the Bears season after scooping up a forced fumble by defensive back Jaylon Johnson, finished the afternoon vs. the 49ers with four tackles (all solo) and one tackle for loss in addition to the fumble recovery ... Played every defensive snap in Week 2, finishing with 10 combined tackles (seven solo) ... Tied for third on the team in tackles against Houston in Week 3, finishing with six combined tackles (four solo) ... In Week 4 at New York, finished with five total tackles (four solo), including his first NFL sack, bringing down quarterback Daniel Jones for a loss of 11 yards with 3:35 remaining in the third quarter ... Became the first Bears rookie defensive back to get to the quarterback in a game since Bryce Callahan did so on Jan. 3, 2016 vs. Detroit ... Finished with five combined tackles (four solo) in Week 5 at Minnesota ... In Week 6, got to Commanders quarterback Carson Wentz in their opening drive in the first quarter (10:00), the first sack of the game for the Bears ... Was his second sack of the season, and he's the first Bears defensive back to record multiple sacks in their rookie season since Al Afalava, who did so in 2009 ... Finished with five combined tackles (two solo) in addition to the sack ... In Week 7 at New England, logged his first career interception, picking off Patriots quarterback Mac Jones on a 2nd and 10 with 13:08 remaining in the second quarter to give the Bears their first takeaway of the evening ... Became the first Bears defensive back since Eddie Jackson (two, 2017) to record a pick during their rookie campaign ... Ended the night with seven combined tackles (five solo) and one pass defensed in addition to the pick ... Finished second on the team with nine combined tackles (seven solo) and a sack against the Cowboys in Week 8 ... Got to quarterback Dak Prescott with 4:08 remaining in the fourth quarter, which is the third sack of his rookie campaign ... Becomes the first Bears defensive back with three or more sacks in a season since Mike Green and Mike Brown both did so during the 2001 season ... Logged four solo tackles against the Dolphins in Week 9 ... Finished second on the team with seven combined tackles (five solo) against Detroit in Week 10 ... Recorded seven tackles, one forced fumble and one TFL at Atlanta in Week 11 ... Returned to the starting lineup vs. Philadelphia in Week 15 and recorded five solo tackles ... Brought down Bills quarterback Josh Allen in Week 16 for his fourth sack of the season with 8:52 left in the second quarter ... It's the third time in Bears franchise history that a defensive back has logged four or more sacks in a season, joining Dave Duerson (7.0 sacks, 1986) and Todd Bell (4.5 sacks, 1984) ... Finished second on the team with eight combined (six solo) tackles at Detroit in Week 17 ... Recorded double-digit tackles for the third time in his rookie campaign, compiling 10 combined stops (five solo) vs. Minnesota in Week 18 ... Ended the season with 104 tackles (73 solo), both of which are the second-most on the team ... Those 73 solo tackles are also the third-most amongst all rookies at the conclusion of the regular season.

TRANSACTIONS:

04/29/2022: Drafted by the Bears in the second round of the 2022 NFL Draft (No. 48 overall).

COLLEGE: Played in 34 career games at Penn State, making 21 starts ... recorded 153 tackles (86 solo), 9.5 tackles for loss, 5 interceptions, 14 pass breakups and a fumble recovery ... became the third Penn State defensive back since 2000 to record at least 5.5 tackles for loss in a season ... earned first-team All-America honors from CBS Sports/247Sports, On3 and Pro Football Focus in 2021 ... tabbed a second-team All-American by the AFCA, Associated Press, FWAA, Phil Steele, Sporting News, USA Today and The Athletic ... accepted an invitation to play in the Reese's Senior Bowl and was named a Reese's Senior Bowl All-American ... selected by coaches and media as a first team All-Big Ten honoree ... earned first-team All-Big Ten honors from the Associated Press and Pro Football Focus ... voted Penn State's MVP on defense ... started all 12 games ... voted a team captain ... tallied 64 tackles (38 solo), 5.5 tackles for loss, two interceptions, five pass breakups, and a fumble recovery ... graduated with a degree in communication arts and sciences in Dec. 2021 ... finished fourth among Big Ten defensive backs in tackles for loss (5.5) ... earned All-American first team honors from Pro Football Focus in 2020 ... was an honorable mention All-American by Phil Steele ... named an All-Big Ten third team selection by the coaches and honorable mention by the media ... Pro Football Focus All-Big Ten first team honoree ... earned Phil Steele All-Big Ten second team laurels...Before Penn State, was a two-time letterman at Lackawanna Community College from 2017-18 ... served as a team captain in 2018 ... helped the Falcons win the El Toro Bowl with a perfect 11-0 record and No. 6 national ranking in 2018 ... named Defensive Player of the Game at the El Toro Bowl ... selected first-team NJCAA All-American in 2018 ... ranked as the No. 4 junior college prospect, No. 1 safety and No. 1 junior college recruit from Pennsylvania by 247Sports.

PERSONAL: Three-time letterman at Gateway Senior High School ... was a two-time team captain ... selected to 5A All-WesternPAFootball.net All-State team as a senior ... Participated in the PSFCA East/West All-Star Game...Earned first-team All-Big East 5A all-section honors as a junior and senior ... tied the school record with 42 receptions for 781 yards and 11 touchdowns as a senior ... had five punt return touchdowns in 2016 ... lettered two years in basketball ... selected first-team all-section in basketball as a senior.


JAQUAN BRISKER'S NFL REGULAR SEASON DEFENSIVE STATISTICS

DATE	TEAM	GP	TACKLES										INTERCEPTIONS					O. FUMB			ST			MISC				
			GS	TK	S	A	TFL	YDS	SK	YDS	QBH	NO	YDS	LG	TD	PD	FF	FR	TD	YDS	TK	S	A	FF	FR	S	A	
2022	Bears	15	15	103	73	30	5	29	4.0	27.0	4	1	6	6	0	2	1	1	0	0	0	0	0	0	0	0	0	0
NFL TOTALS		15	15	103	73	30	5	29	4.0	27.0	4	1	6	6	0	2	1	1	0	0	0	0	0	0	0	0	0	

SINGLE-GAME HIGHS: DEFENSIVE

Total Tackles 11 at Atlanta Falcons, Nov 20, 2022
Solo Tackles 7 at Atlanta Falcons, Nov 20, 2022
...2 more at 7.
Sacks 1.0 vs. Buffalo Bills, Dec 24, 2022
...3 more at 1.0.
Passes Defensed 1 vs. Minnesota Vikings, Jan 08, 2023
...1 more at 1.

Forced Fumbles 1 at Atlanta Falcons, Nov 20, 2022
Tackles For Loss 1 at Atlanta Falcons, Nov 20, 2022
...4 more at 1.
Interceptions 1 at New England Patriots, Oct 24, 2022



Andrew
BROWN

92

Ht: 6-3
DOB: 12/30/95
Bears Season: 2
Acquired: FA-'22

Wt: 290
College: Virginia

DEFENSIVE LINEMAN

PRO CAREER: Entered his fourth NFL season in 2022 and his first with the Bears ... Was selected by the Bengals in the fifth round (158th overall) of the 2018 NFL Draft ... Career totals include 19 combined tackles (13 solo), 1.0 sacks, three QBH, and one TFL over 28 games played (one start).

2022 SEASON (BEARS): Signed with the Bears on Nov. 30 ... Made his Bears debut against Green Bay in Week 13, finishing with one tackle ... Played snaps on defense against the Eagles in Week 15, but did not register a tackle ... Saw game action on the defensive line against Buffalo in Week 16 ... Played snaps on defense in the New Year's Day matchup at Detroit in Week 17 ... Saw game action in the final regular season contest vs. Minnesota.

2021 SEASON (CHARGERS): Appeared in two games for the Chargers in 2021, registering one tackle in those two games.

2020 SEASON (BENGALS/TEXANS): Appeared in four games for the Bengals and logged two total tackles (one solo) and 1.0 sack ... Saw action in three games with the Texans after joining the team in Week 12 ... Notched his first career sack while with the Bengals in Week 4 vs. Jacksonville (10/4) ... Inactive for the Texans in Week 12 vs. Indianapolis (12/6) ... Saw his first action with the Texans in Week 14 at Chicago (12/13) ... Notched his first tackle with the Texans in Week 17 vs. Tennessee (1/2/21).

2019 SEASON (BENGALS): Played in 14 games (one start) and logged 14 total tackles (10 solo) and two quarterback hits ... Started his first game in Week 7 vs. Jacksonville (10/20) and notched a career-high five total tackles (three solo).

TRANSACTIONS:

05/11/2018: Signed/draft choice with the Bengals(Four-year contract (through 2021))

09/01/2018: Released by the Bengals

01/02/2019: Signed with the Bengals

10/19/2020: Released by the Bengals

11/25/2020: Added to the Texans practice squad

03/16/2021: Released by the Texans

03/17/2021: Acquired by the Colts from waivers

08/31/2021: Released by the Colts

09/22/2021: Added to the Titans practice squad

10/02/2021: Added to the Chargers practice squad

01/11/2022: Signed with the Chargers

08/30/2022: Released by the Chargers

09/02/2022: Added to the Cardinals practice squad

11/30/2022: Added to the Bears active roster from the Cardinals practice squad

COLLEGE: Played four seasons (2014-17) at the University of Virginia in Charlottesville, Va. ... Appeared in 41 games (24 starts) and totaled 94 tackles, 26.5 tackles for loss, 10.5 sacks, one fumble recovery and four passes defended ... Finished his senior season (2017) with 46 total tackles, 10.5 tackles for loss and 3.0 sacks.

PERSONAL: Attended Oscar Smith High School in Chesapeake, Va. ... Was named 2013 Gatorade National Player of the Year ... As a senior, led Oscar Smith to the 2013 VHSL 6A state championship game after totaling 93 tackles, 30 for a loss, 18 sacks and forced nine fumbles on the season.

REGULAR SEASON COMPARISON: DEFENSIVE - TENNESSEE TITANS

DATE	OPP	W/L	GP/GS	TACKLES							MISC				
				TOT	SOLO	ASST	SACK	YDS.	INT	TFL	PD	QBH	TD	FF	FR
1/3/21	HST vs. TEN	L	P	1	0	1	0.0	0.0	0	0	0	0	0	0	0
TOTALS		0/1	1/0	1	0	1	0.0	0.0	0	0	0	0	0	0	0

ANDREW BROWN'S NFL REGULAR SEASON DEFENSIVE STATISTICS																										
DATE	TEAM	GP	GS	TACKLES								INTERCEPTIONS				O. FUMB				ST				MISC		
				TK	S	A	TFL	YDS	SK	YDS	QBH	NO	YDS	LG	TD	PD	FF	FR	TD	YDS	TK	S	A	FF	FR	S
2017	Bengals	0	0	0	0	0	0	0	0	0.0	0.0	0	0	0	0	0	0	0	0	0	0	0	0	0	0	0
2018	Bengals	0	0	0	0	0	0	0	0	0.0	0.0	0	0	0	0	0	0	0	0	0	0	0	0	0	0	0
2019	Bengals	14	1	14	10	4	0	0	0.0	0.0	0.0	2	0	0	0	0	0	0	0	0	0	0	0	0	0	0
2020	Bengals	4	0	2	1	1	1	4	1.0	4.0	1	0	0	0	0	0	0	0	0	0	0	0	0	0	0	0
Went from Cincinnati to Houston.																										
2020	Texans	3	0	1	0	1	0	0	0.0	0.0	0	0	0	0	0	0	0	0	0	0	0	0	0	0	0	0
2020	TOTAL	7	0	3	1	2	1	4	1.0	4.0	1	0	0	0	0	0	0	0	0	0	0	0	0	0	0	0
2021	Colts	0	0	0	0	0	0	0	0.0	0.0	0	0	0	0	0	0	0	0	0	0	0	0	0	0	0	0
2022	Chargers	0	0	0	0	0	0	0	0.0	0.0	0	0	0	0	0	0	0	0	0	0	0	0	0	0	0	0
Went from L.A. Chargers to Arizona.																										
2022	Cardinals	0	0	0	0	0	0	0	0.0	0.0	0	0	0	0	0	0	0	0	0	0	0	0	0	0	0	0
Went from Arizona to Chicago.																										
2022	Bears	1	0	1	1	0	0	0	0.0	0.0	0	0	0	0	0	0	0	0	0	0	0	0	0	0	0	0
2022	TOTAL	1	0	1	1	0	0	0	0.0	0.0	0	0	0	0	0	0	0	0	0	0	0	0	0	0	0	0
NFL TOTALS		22	1	18	12	6	1	4	1.0	4.0	3	0	0	0	0	0	0	0	0	0	0	0	0	0	0	0

SINGLE-GAME HIGHS: DEFENSIVE

Total Tackles 5 vs. Jacksonville Jaguars, Oct 20, 2019
Solo Tackles 3 vs. Jacksonville Jaguars, Oct 20, 2019

Sacks 1.0 vs. Jacksonville Jaguars, Oct 04, 2020
Tackles For Loss 1 vs. Jacksonville Jaguars, Oct 04, 2020



Stephen
CARLSON

88

Ht: 6-4
DOB: 12/12/96
Bears Season: 1
Acquired: FA-23

Wt: 240
College: Princeton
NFL Season: 2

TIGHT END

PRO CAREER: Originally signed by the Cleveland Browns (UDFA) out of Princeton University in May 2019 ... Has competed in 25 games (five starts) across two seasons with the Browns ... Signed with the Bears as a free agent in May 2023.

2020 SEASON (Browns): Played in all 16 games (two starts) ... Logged one reception for 11 yards at Jacksonville in Week 12.

2019 SEASON (Browns): Played in nine games (five starts) ... Scored his first career touchdown during Week 11 vs. the Steelers ... His season totals include five receptions for 51 yards (10.2 avg.) and one touchdown.

TRANSACTIONS:

- 05/03/2019: Signed/UDFA by the Browns
- 08/31/2019: Cut by the Browns
- 09/01/2019: Practice squad add (Browns)
- 04/14/2021: Re-signed by the Browns/excl. FA (one-year contract through 2021)
- 03/16/2022: Declared Free Agent
- 05/08/2023: Signed/UFA by Chicago

COLLEGE: Played for the Princeton Tigers from 2015-18 ... In 2018 as a senior, he earned second-team All-Ivy League honors after recording 51 catches for 683 yards and five touchdowns during Princeton's Ivy championship season and first undefeated year since 1964 ... ended career ranked third all-time in TD catches (16), eighth in receiving yards (1632), and 10th in receptions (125) ... helped Princeton post the highest-scoring offense in Ivy League history, and the #2 scoring offense and #3 total offense in the nation ... had two touchdown catches apiece against both Monmouth and Columbia; caught 11 passes for 179 yards against Monmouth ... had three games with 100+ receiving yards ... Studied Biomedical Engineering.

PERSONAL: Attended Jamestown High School ... two-time first-team all-state and all-league honoree ... *Post-Journal* Player of the Year ... Connolly Cup recipient as the Most Outstanding Player in Western New York ... also played linebacker and strong safety ... ended career with more than 2,400 receiving yards and 136 tackles ... led team to 2014 state championship as captain; team also won 2013 sectional title ... lettered in basketball and led team to 2014 state championship game, as well as three straight sectional titles ... earned All-ECIC Division I first-team honors ... recipient of the New York State Senate Youth Leadership Award ... class president ... 2014 Section IV Scholar Athlete of the Year ... AP Scholar Award recipient ... member of the All-Western New York Scholar-Athlete football team ... member of the National Honor Society.

STEPHEN CARLSON'S NFL REGULAR SEASON RUSHING/RECEIVING STATISTICS

DATE	TEAM	RECEIVING							RUSHING				
		GP	GS	NO.	YDS.	AVG.	LG	TD	NO.	YDS.	AVG.	LG	TD
2019	Browns	9	5	5	51	10.2	21	1	0	0	0.0	0	0
2020	Browns	16	2	1	11	11.0	11	0	0	0	0.0	0	0
2021	Browns	0	0	0	0	0.0	0	0	0	0	0.0	0	0
2022	Browns	0	0	0	0	0.0	0	0	0	0	0.0	0	0
NFL TOTALS		25	7	6	62	10.3	21	1	0	0	0.0	0	0

STEPHEN CARLSON'S NFL POSTSEASON RUSHING/RECEIVING STATISTICS

DATE	TEAM	RECEIVING							RUSHING				
		GP	GS	NO.	YDS.	AVG.	LG	TD	NO.	YDS.	AVG.	LG	TD
2020	Browns	2	0	0	0	0.0	0	0	0	0	0.0	0	0
NFL TOTALS		2	0	0	0	0.0	0	0	0	0	0.0	0	0

STEPHEN CARLSON'S NFL REGULAR SEASON RETURN STATISTICS

DATE	TEAM	KICKOFF RETURNS					PUNT RETURNS					
		RET.	YDS.	AVG.	LG	TD	NO.	FC	YDS.	AVG.	LG	TD
2019	Browns	1	3	3.0	3	0	0	0	0	0.0	0	0
2020	Browns	0	0	0.0	0	0	0	0	0	0.0	0	0
2021	Browns	0	0	0.0	0	0	0	0	0	0.0	0	0
2022	Browns	0	0	0.0	0	0	0	0	0	0.0	0	0
NFL TOTALS		1	3	3.0	3	0	0	0	0	0.0	0	0


STEPHEN CARLSON'S NFL POSTSEASON RETURN STATISTICS

DATE	TEAM	KICKOFF RETURNS					PUNT RETURNS					
		RET.	YDS.	AVG.	LG	TD	NO.	FC	YDS.	AVG.	LG	TD
2020	Browns	0	0	0.0	0	0	0	0	0	0.0	0	0
NFL TOTALS		0	0	0.0	0	0	0	0	0	0.0	0	0

SINGLE-GAME HIGHS: RUSHING/RECEIVING

Receptions 2 at Pittsburgh Steelers, Dec 01, 2019
Receiving Yards 28 at Pittsburgh Steelers, Dec 01, 2019
Longest Receptions 21 at Pittsburgh Steelers, Dec 01, 2019
Receiving TDs 1 vs. Pittsburgh Steelers, Nov 14, 2019
All-Purpose Yards 28 at Pittsburgh Steelers, Dec 01, 2019

Kickoff Returns 1 vs. Miami Dolphins, Nov 24, 2019
Kickoff Return Yards 3 vs. Miami Dolphins, Nov 24, 2019
Longest Kickoff Return 3 vs. Miami Dolphins, Nov 24, 2019
Special Teams Tackles 3 at Dallas Cowboys, Oct 04, 2020
Most TDs 1 vs. Pittsburgh Steelers, Nov 14, 2019



Ja'Tyre
CARTER

69

Ht: 6-3
DOB: 1/15/99
Bears Season: 2
Acquired: D7a-22

Wt: 311
College: Southern
NFL Season: 2

OFFENSIVE LINEMAN

PRO CAREER: Drafted in the seventh round of the 2022 NFL Draft (No. 226 overall).

2022 SEASON (BEARS): Played in three games during his rookie season ... Made his NFL debut vs. the Commanders in Week 6, taking snaps on special teams ... Featured on special teams at Dallas in Week 8 ... Played over 60% of the offensive snaps in the final regular season contest vs. Minnesota.

TRANSACTIONS:

04/30/2022: Drafted by the Bears in the seventh round of the 2022 NFL Draft (No. 226 overall)


05/06/2022: Signed by the Bears/draft choice (four-year contract through 2025)

COLLEGE: A four-year starter at Southern University, opening 34 games ... In 2021, he started in 11 contests and was named second-team all-Southwestern Athletic Conference ... Carter is the third offensive lineman the Bears have selected in their last four picks ... He follows San Diego State's guard/tackle Zachary Taylor in the fifth round at No. 186 and Illinois center Doug Kramer in the sixth at No. 207.

PERSONAL: A White Castle, La. native ... was also a basketball standout at White Castle High School, winning the state's Class 1A Outstanding Player of the Year Award as a senior.

JATYRE CARTER'S NFL REGULAR SEASON STATISTICS

DATE	TEAM	GP	GS
2022	Bears	3	0
NFL TOTALS		3	0



Chase
CLAYPOOL

10

Ht: 6-4

DOB: 7/7/98

Bears Season: 2

Acquired: TR-2022

Wt: 238

College: Notre Dame

NFL Season: 4

WIDE RECEIVER

PRO CAREER: Has played in 47 career games (31 starts) ... has caught 167 passes for 2,184 yards and 12 TDs ... has rushed 33 times for 171 yards and two TDs ... has totaled eight receptions for 84 yards and two touchdowns in the postseason (two games with the Steelers, 2020 and 2021) ... was named to the PFWA All-Rookie team in 2020 after posting 889 yards from scrimmage and 11 total touchdowns, tied for the third-most touchdowns in a season by a rookie wide receiver since 2000 ... made his NFL debut in Week 1 of 2020 (at N.Y. Giants) ... made his NFL starting debut in Week 5 of 2020 (vs. Philadelphia).

2022 SEASON (STEELERS/BEARS): Has played in 16 games this season with 12 starts, logging 46 receptions for 451 yards and a touchdown, while also rushing nine times for 59 yards ... posted a season-best seven catches for 96 yards and a touchdown in the Week 6 win vs. Tampa Bay ... reached 2,000 career receiving yards in Week 8 at Philadelphia ... also threw a touchdown pass on 4th and goal in the first quarter in this game, becoming the second WR or TE with a pass TD on 4th down since 2000 (@NFLResearch) ... Made his debut with the Bears in Week 9 vs. Miami, playing in 26 of 74 (35%) offensive snaps, posting two catches for 13 yards and rushing one time for four yards ... Hauled in two receptions for 11 yards in Week 11 at Atlanta ... Caught two passes for 51 yards against the Jets in Week 12, including a 31-yard pass from Siemian to set up a Bears touchdown ... The reception was Claypool's longest of the season and his longest as a member of the Bears ... Had five receptions for 28 yards against the Packers in Week 13 ... Caught two passes for 29 yards in Week 18 vs. Minnesota.

2021 SEASON (STEELERS): Played in 15 games (13 starts) ... topped 1,000 career receiving yards in Week 3 vs Cincinnati ... was inactive in Week 4 at Green Bay due to a hamstring injury ... recorded his third career 100-yard+ receiving game in Week 5 versus the Broncos (five receptions for 130 yards) ... was inactive in Week 10 vs Detroit due to a toe injury ... recorded his 100th career reception in Week 13 vs Baltimore.

2020 SEASON (STEELERS): Played in 16 games (6 starts) ... led the Steelers in receiving TDs (tied w/ nine), yards/catch (14.1) and total TDs (11) ... ranked second on the Steelers in receiving yards (873) ... his nine receiving TDs in 2020 led all rookies ... his 11 total TDs in 2020 led all rookie wideouts and ranked tied for second regardless of position (Washington RB Antonio Gibson) ... his 11 TDs in 2020 ranked tied for sixth by a rookie wideout since the 1970 AFL-NFL merger ... his nine receiving TDs in 2020 ranked tied for ninth by a rookie since the 1970 AFL-NFL merger ... registered seven receptions for 110 yards and three TDs, and added a rushing TD, in the Steelers' 38-29 win over Philadelphia in Week 5 ... third rookie wide receiver to record four TDs in a single game in NFL history, joining Jerry Butler (Sept. 23, 1979) and Harlon Hill (Oct. 31, 1954) ... fourth rookie with at least two receiving TDs and one rushing TD in a single game since 1970, joining Lynn Cain (Oct. 14, 1979), Joey Galloway (Nov. 12, 1995) and Kareem Hunt (Sept. 7, 2017) ... fourth player since 1990 to register at least three receiving TDs and one rushing TD in a game ... first Steelers rookie with three TDs in a game since TE Eric Green in 1990 ... first Steelers rookie with four TDs in a game and first Steelers player since Roy Jefferson on November 3, 1968 ... fourth Steelers rookie in franchise history with at least three TDs, joining Green, RB Franco Harris and E Jimmy Orr ... first Steelers rookie with a rush TD and reception TD in the same game since Franco Harris at Buffalo (Oct. 29, 1972) ... first Steelers wideout with a Rush TD and Rec TD in the same game since Hines Ward in Week 9, 2004, against the Eagles ... sixth rookie in NFL history to record two Rec TD and a Rush TD in a game, joining Kareem Hunt (2017), Joey Galloway (1995), Lynn Cain (1979), Gale Sayers (1965) and Abner Hayes (1960) ... ranked among the rookie leaders in franchise history in TD grabs (nine, tied first), receptions (62, first) and receiving yards (873, third) ... first rookie wide receiver with multiple TD receptions in a single game since Corey Davis had two at New England on Jan. 13, 2018 ... ninth rookie and seventh rookie wide receiver to catch multiple TD passes in a single postseason game since the 1970 AFL-NFL merger ... first wide receiver in the Super Bowl era and the fourth in league history with at least 10 TDs in his first 10 career games, joining Billy Howton (11 TDs in 1952), Bill Groman (10 in 1960) and Harlon Hill (10 in 1954) ... caught two TD passes in the Wild Card loss to Cleveland, which tied the NFL rookie postseason record for TD receptions in a game.

TRANSACTIONS:

07/23/20: Signed/draft choice with the Steelers (Four-year contract (through 2023))

11/01/22: Traded to the Bears (2023 second-round draft pick)

COLLEGE: Played in 50 games with 33 starts over his four-year career (2016-19) for Notre Dame ... caught 150 passes for 2,159 yards and 19 TDs over his career ... one of seven wideouts in Notre Dame history with at least 150 career receptions ... ended collegiate career with the 11th-most receiving yards in school history 19 career TD receptions ranked tied for seventh in school history ... registered five career 100-yard receiving games, which ranked tied for 10th in school history ... led Notre Dame with 66 catches for 1,037 yards and 13 TDs while starting all 13 games as a senior in 2019 ... his 13 TD receptions ranked sixth in single-season school history ... tied the school record with four TD receptions against Navy on Nov. 16, 2019 ... named 2019 Camping World Bowl MVP after catching seven passes for 146 yards and a TD in a route of Iowa State. Played in all 13 games, starting 12 of those contests, as a junior in 2018. Finished the season second on the Irish with 639 receiving yards on 50 receptions and four TDs ... saw action in 12 games and started eight contests as a sophomore in 2017 ... ranked second on the Irish in both receptions (29) and receiving yards (402) ... caught nine passes for a career-best 180 yards and a TD vs. Wake Forest (Nov. 4, 2017) ... eighth player from Canada to appear in varsity action for Notre Dame ... graduated with a degree in management consulting 2022.

PERSONAL: Attended Abbotsford Senior Secondary School (Abbotsford, British Columbia) ... one of the top players ever to come out of British Columbia ... helped Abbotsford reach the 2015 British Columbia High School Football AA Championship game (first such berth since 1984) ... in 2015, versatile athlete caught 58 passes for 1,473 yards and 18 TDs; rushed for 567 yards and eight TDs on 47 carries; completed six of eight passes for 103 yards and three TDs; added 74 tackles, including two sacks, two fumble recoveries and five interceptions; returned four punts for 195 yards (two TDs) and seven kickoffs for 176 yards (one TD) ... held the following school records: career and single-season TDs, career and single-season receiving yards, career and single-season receptions, single-season tackles, career and single-season interceptions and longest receiving TD ... one of three finalists for the Sports BC 50th annual Athlete of the Year ... No. 280-ranked player nationally and No. 12-ranked tight end on Scout.com 300 list ... No. 159-ranked player in the nation and No. 12-ranked wide receiver on ESPN 300 list ... No. 170-ranked player in the nation and No. 33-ranked wide receiver on 247Sports.com Top 247 ... No. 109-ranked player in the nation and No. 22-ranked wide receiver on Rivals.com 250 list ... No. 262-ranked player on the Tom Lemming Prep Football.

REGULAR SEASON COMPARISON: RECEIVING - TENNESSEE TITANS

DATE	OPP	W/L	GP/GS	REC	YDS.	AVG.	TD	LG	TGTS	YAC
10/25/20	PIT @ TEN	W	S	1	-2	-2.0	0	-2	1	2
12/19/21	PIT vs. TEN	W	S	0	12	0	0	12	2	12
TOTALS			2/0 2/2	1	10	10.0	0	12	3	14

CHASE CLAYPOOL'S NFL REGULAR SEASON RUSHING/RECEIVING STATISTICS

DATE	TEAM	RECEIVING							RUSHING				
		GP	GS	NO.	YDS.	AVG.	LG	TD	NO.	YDS.	AVG.	LG	TD
2020	Steelers	16	6	62	873	14.1	84t	9	10	16	1.6	8	2
2021	Steelers	15	13	59	860	14.6	59	2	14	96	6.9	25	0
2022	Steelers	8	8	32	311	9.7	26	1	8	55	6.9	15	0
Went from Pittsburgh to Chicago.													
2022	Bears	8	4	14	140	10.0	31	0	1	4	4.0	4	0
2022	TOTAL	16	12	46	451	9.8	31	1	9	59	6.6	15	0
NFL TOTALS		47	31	167	2,184	13.1	84t	12	33	171	5.2	25	2

CHASE CLAYPOOL'S NFL POSTSEASON RUSHING/RECEIVING STATISTICS

DATE	TEAM	RECEIVING							RUSHING				
		GP	GS	NO.	YDS.	AVG.	LG	TD	NO.	YDS.	AVG.	LG	TD
2020	Steelers	1	1	5	59	11.8	29t	2	0	0	0.0	0	0
2021	Steelers	1	1	3	25	8.3	16	0	0	0	0.0	0	0
NFL TOTALS		2	2	8	84	10.5	29t	2	0	0	0.0	0	0

CHASE CLAYPOOL'S NFL REGULAR SEASON RETURN STATISTICS

DATE	TEAM	KICKOFF RETURNS					PUNT RETURNS					
		RET.	YDS.	AVG.	LG	TD	NO.	FC	YDS.	AVG.	LG	TD
2020	Steelers	0	0	0.0	0	0	0	0	0	0.0	0	0
2021	Steelers	0	0	0.0	0	0	0	0	0	0.0	0	0
2022	Steelers	0	0	0.0	0	0	0	0	0	0.0	0	0
Went from Pittsburgh to Chicago.												
2022	Bears	0	0	0.0	0	0	0	0	0	0.0	0	0
2022	TOTAL	0	0	0.0	0	0	0	0	0	0.0	0	0
NFL TOTALS		0	0	0.0	0	0	0	0	0	0.0	0	0

CHASE CLAYPOOL'S NFL POSTSEASON RETURN STATISTICS

DATE	TEAM	KICKOFF RETURNS					PUNT RETURNS					
		RET.	YDS.	AVG.	LG	TD	NO.	FC	YDS.	AVG.	LG	TD
2020	Steelers	0	0	0.0	0	0	0	0	0	0.0	0	0
2021	Steelers	0	0	0.0	0	0	0	0	0	0.0	0	0
NFL TOTALS		0	0	0.0	0	0	0	0	0	0.0	0	0

SINGLE-GAME HIGHS: RUSHING/RECEIVING


Rush Attempts	6 at Cincinnati Bengals, Sep 11, 2022	Receiving Average	29.3 vs. Denver Broncos, Sep 20, 2020
Rushing Yards	36 at Cincinnati Bengals, Sep 11, 2022	Longest Receptions	84t vs. Denver Broncos, Sep 20, 2020
Longest Runs	25 at Buffalo Bills, Sep 12, 2021	Receiving TDs	3 vs. Philadelphia Eagles, Oct 11, 2020
Rushing TDs	1 vs. Cleveland Browns, Oct 18, 2020 ...1 more at 1	All-Purpose Yards	130 vs. Denver Broncos, Oct 10, 2021
Receptions	9 vs. Cincinnati Bengals, Sep 26, 2021	Special Teams Tackles	3 vs. Denver Broncos, Sep 20, 2020
Receiving Yards	130 vs. Denver Broncos, Oct 10, 2021	Most TDs	4 vs. Philadelphia Eagles, Oct 11, 2020

SINGLE-GAME HIGHS - POSTSEASON: RECEIVING

Receptions	5 vs. Cleveland Browns, Jan 10, 2021	Receiving TDs	2 vs. Cleveland Browns, Jan 10, 2021
Receiving Yards	59 vs. Cleveland Browns, Jan 10, 2021	All-Purpose Yards	59 vs. Cleveland Browns, Jan 10, 2021
Receiving Average	11.8 vs. Cleveland Browns, Jan 10, 2021	Most TDs	2 vs. Cleveland Browns, Jan 10, 2021
Longest Receptions	29t vs. Cleveland Browns, Jan 10, 2021		

100-YARD RECEIVING GAMES (3): REGULAR SEASON

DATE	TEAM	NO.	YDS.	AVG.	LG	TD
10/11/20	EAGLES	7	110	15.7	35t	3
01/03/21	at Browns	5	101	20.2	41	1
10/10/21	BRONCOS	5	130	26.0	59	1



Adrian
COLBERT

23

Ht: 6-2
DOB: 10/6/93
Bears Season: 1
Acquired: FA-22

Wt: 205
College: Miami
NFL Season: 6

FREE SAFETY

PRO CAREER: Completed his sixth season in the NFL in 2022 and first with the Bears ... Originally selected by the 49ers in the seventh round (229th overall) of the 2017 NFL Draft ... Has played in 40 games (22 starts) and has compiled 98 tackles (75 solo), two forced fumbles, one fumble recovery, eight passes defended and 11 special teams stops ... Has appeared in three postseason contests, recording one solo tackle and two special teams stops.

2022 SEASON (BEARS): Made his season debut and Bears debut against Green Bay in Week 13, playing primarily on special teams ... Was active for the final game of the season vs. Minnesota, playing 43% of the snaps on special teams.

2021 SEASON (JETS/BROWNS): Competed in seven games (four with the Jets, three with the Browns) making three starts, and compiled 16 tackles (10 solo) ... Posted back-to-back games with five combined tackles in Weeks 2 and 3.

2020 SEASON (GIANTS): Appeared in six games in 2020 and 10 combined tackles (seven solo), one TFL and three special teams tackles.

2019 SEASON (DOLPHINS): Played in six games with the Dolphins in 2019, logging 20 combined tackles (14 solo), two passes defended and two special teams tackles.

2018 SEASON (49ERS) Played in seven games and registered 20 combined tackles (14 solo), one pass defended and one special teams tackle.

2017 SEASON 49ERS): Played in 14 games as a rookie in 2017 with six starts, totaling 32 tackles (30 solo), five passes defended, two forced fumbles, one fumble recovery and five special teams stops.

TRANSACTIONS:

05/04/2017: Signed/draft choice with the 49ers (Four-year contract (through 2020))
09/06/2019: Released by the 49ers
09/18/2019: Signed to the Seahawks practice squad
10/12/2019: Released by the Seahawks
11/20/2019: Signed by the Dolphins from the Seahawks' practice squad
03/19/2020: Re-signed/unrest FA wit the Dolphins (One-year contract (through 2020))
08/16/2020: Released by the Dolphins
08/22/2020: Signed with the Chiefs
09/05/2020: Released by the Chiefs
09/06/2020: Acquired from waivers by the Giants
03/17/2021: Declared free agent
05/20/2021: Signed/unrest FA with the Patriots
08/31/2021: Released by the Patriots
09/06/2021: Added to the Jets practice squad
10/26/2021: Released by the Jets
12/19/2021: Added to the Browns practice squad
08/09/2022: Released by the Browns
08/30/2022: Signed with the Titans
11/29/2022: Signed with the Bears

COLLEGE: Saw action in eight games with two starts, missing five games due to injury during senior season...Finished with 22 tackles (13 solo) and 2.5 tackles for loss...Had one interception and three pass breakups...Started season opener against Florida A&M (Sept. 3) and recorded first interception of collegiate career...Saw action in 13 games and totaled six tackles as a junior...Played in all 13 games (four starts) at safety and on special teams as a sophomore...Tied for first on the team in special teams tackles with six...Started at safety in the first three games and against Iowa State...Earned his first career start against UNT, recording three tackles and an interception in the game...Played in all 13 games as freshman...Finished tied for third on the team in special teams tackles (6)...Second-team Academic All-Big 12 choice...Played on special teams in every game...Saw action as a reserve safety against New Mexico State, TCU and Kansas...Had 23 yards on a reverse during a kickoff return vs. Oklahoma...Shared the UT special teams player of the game award with Leroy Scott and Daje Johnson...Posted one stop vs. Kansas, West Virginia, Oklahoma State, Texas Tech, Baylor, and Oregon...Did not see any action as a true freshman, redshirted to retain eligibility.

HIGH SCHOOL: Two-time all-district at multiple positions...Ranked as the 20th-best safety by ESPN...A member of the Austin American-Statesman's Fab 55 (state's top prospects)...Three-year starter who compiled 228 tackles, seven INTs, two sacks, 17 PBUs, four forced fumbles, two fumble recoveries, one FG block and four TDs on defense ...Tallied 580 rushing yards and 10 TDs and 28 catches for 580 yards and six TDs on offense...Named first-team all-district 7-3A at tight end and return man as a senior...Helped Mineral Wells to an appearance in the first round of the state playoffs...Tallied 580 rushing yards and 10 TDs while catching 28 passes for 580 yards and six TDs...Also recorded 90 tackles, four INTs, nine PBUs, one forced fumble and one TD ... returned six punts for 172 yards and one TD while returning nine kickoffs for 252 yards and one TD...Named second-team all-district 7-3A at defensive back as a junior...Helped Mineral Wells an appearance in the first round of the state playoffs...Tallied 89 tackles, two sacks, one INT, three PBUs, two fumble recoveries, three forced fumbles, one FG block and two TDs at safety and kick returner...Tallied 49 tackles, two INTs, five PBUs and one TD at cornerback and kick returner as a sophomore...A four-year letterman in track and field...3A state champion in the 400m (48.27) as a junior...Also helped Mineral Wells place eighth in the 4x100m and ninth in the 4x400m as a junior...District champion in the 4x100m, 4x200m and 4x400m as a sophomore...Regional qualifier in the 4x100m and 4x400m as a freshman...A two-time first-team academic all-district selection.

REGULAR SEASON COMPARISON: DEFENSIVE - TENNESSEE TITANS

DATE	OPP	W/L	GP/GS	TACKLES							MISC						
				TOT	SOLO	ASST	SACK	YDS.	INT	TFL	PD	QBH	TD	FF	FR		
12/17/17	SF vs. TEN	W	S	5	5	0	0.0	0.0	0	0	0	0	0	0	0	0	1
10/3/21	NYJ vs. TEN	W	S	3	3	0	0.0	0.0	0	0	0	0	0	0	0	0	0
TOTALS		2/0	2/2	8	8	0	0.0	0.0	0	0	0	0	0	0	0	0	1


ADRIAN COLBERT'S NFL REGULAR SEASON DEFENSIVE STATISTICS

DATE	TEAM	GP	TACKLES							INTERCEPTIONS					O. FUMB			ST			MISC							
			GS	TK	S	A	TFL	YDS	SK	YDS	QBH	NO	YDS	LG	TD	PD	FF	FR	TD	YDS	TK	S	A	FF	FR	S	A	
2017	49ers	14	6	32	30	2	0	0	0.0	0.0	0	0	0	0	0	0	0	0	0	5	4	1	0	0	0	0	0	0
2018	49ers	7	6	20	14	6	0	0	0.0	0.0	0	0	0	0	1	0	0	0	0	1	1	0	0	0	0	0	0	
2019	49ers	0	0	0	0	0	0	0	0.0	0.0	0	0	0	0	0	0	0	0	0	0	0	0	0	0	0	0	0	
Went from San Francisco to Seattle.																												
2019	Seahawks	0	0	0	0	0	0	0	0.0	0.0	0	0	0	0	0	0	0	0	0	0	0	0	0	0	0	0	0	0
Went from Seattle to Miami.																												
2019	Dolphins	6	5	20	14	6	0	0	0.0	0.0	0	0	0	0	2	0	0	0	0	2	2	0	0	0	0	0	0	0
2019	TOTAL	6	5	20	14	6	0	0	0.0	0.0	0	0	0	0	2	0	0	0	0	2	2	0	0	0	0	0	0	0
2021	Patriots	0	0	0	0	0	0	0	0.0	0.0	0	0	0	0	0	0	0	0	0	0	0	0	0	0	0	0	0	0
Went from New England to N.Y. Giants.																												
2021	Giants	0	0	0	0	0	0	0	0.0	0.0	0	0	0	0	0	0	0	0	0	0	0	0	0	0	0	0	0	0
Went from N.Y. Giants to N.Y. Jets.																												
2021	Jets	2	2	16	10	6	0	0	0.0	0.0	0	0	0	0	0	0	0	0	0	0	0	0	0	0	0	0	0	0
Went from N.Y. Jets to Cleveland.																												
2021	Browns	3	0	0	0	0	0	0	0.0	0.0	0	0	0	0	0	0	0	0	0	0	0	0	0	0	0	0	0	0
2021	TOTAL	5	2	16	10	6	0	0	0.0	0.0	0	0	0	0	0	0	0	0	0	0	0	0	0	0	0	0	0	0
2022	Titans	0	0	0	0	0	0	0	0.0	0.0	0	0	0	0	0	0	0	0	0	0	0	0	0	0	0	0	0	0
Went from Tennessee to Cleveland.																												
2022	Browns	0	0	0	0	0	0	0	0.0	0.0	0	0	0	0	0	0	0	0	0	0	0	0	0	0	0	0	0	0
Went from Cleveland to Chicago.																												
2022	Bears	2	0	0	0	0	0	0	0.0	0.0	0	0	0	0	0	0	0	0	0	0	0	0	0	0	0	0	0	0
2022	TOTAL	2	0	0	0	0	0	0	0.0	0.0	0	0	0	0	0	0	0	0	0	0	0	0	0	0	0	0	0	0
NFL TOTALS		34	19	88	68	20	0	0	0.0	0.0	0	0	0	0	8	2	1	0	0	8	7	1	0	0	0	0	0	0

SINGLE-GAME HIGHS: DEFENSIVE

Total Tackles 8 at Dallas Cowboys, Oct 11, 2020
Solo Tackles 6 at Dallas Cowboys, Oct 11, 2020
 ...1 more at 6.
Passes Defensed 2 vs. New York Giants, Nov 12, 2017
Forced Fumbles 1 at Los Angeles Rams, Dec 31, 2017
 ...1 more at 1.

Fumble Recoveries 1 vs. Tennessee Titans, Dec 17, 2017
Tackles For Loss 1 at Dallas Cowboys, Oct 11, 2020
Special Teams Tackles 2 at Baltimore Ravens, Dec 27, 2020
 ...3 more at 2.



Dylan
COLE

55

Ht: 6-0

DOB: 5/19/94

Bears Season: 1

Acquired: FA-23

Wt: 237

College: Missouri State

LINEBACKER

PRO CAREER: A six-year NFL veteran, Cole enters his first season with the Bears and seventh in the league in 2023, with previous stops in Houston (2017-20) and Tennessee (2021-22) ... He has played in 61 career games with nine starts ... His career totals include, 104 career tackles, 2.0 sacks, two interceptions, one touchdown, nine PDs, four QBH, 10 TFL, one forced fumble and one fumble recovery.

2022 SEASON (TITANS): Played in 15 games with eight starts, recorded 50 tackles (34 solo), 1.0 sack, one PD, one QBH and four tackles for loss ... His best game of the season was Week 4 at Indianapolis when he recorded seven tackles (5 solo) and one TFL in the Titans 24-17 victory over the Colts.

2021 SEASON (TITANS): Competed in six contests for Tennessee, mostly contributing on special teams. His season totals include eight tackles, 0.5 sacks, one QBH, one TFL, one FF and one PD ... On special teams, Cole tallied a career-best 10 special teams tackles which ranked third on the team.

2020 SEASON (TEXANS): Appeared in six games and notched two total tackles and four special teams tackles ... Saw his first action of the season in the home opener against Baltimore in Week 2 ... Logged two total tackles in Week 3 at Pittsburgh ... Notched two special teams tackles in Week 6 at Tennessee ... Recovered the blocked punt by RB Buddy Howell on Packers P J K Scott at the Packers' 33-yard line in Week 7.

2019 SEASON (TEXANS): Played in 11 games before being placed on the Reserve/Injured list on Nov. 23 ... Finished the season with eight total tackles (six solo), one pass defended and one fumble recovery on defense and finished third on the team with eight special teams tackles ... Played in the season opener at New Orleans and notched one tackle on defense and one tackle on special teams ... Recorded one special teams tackle in the win vs. Jacksonville ... Notched one special teams tackle in the Week 3 win over the L.A. Chargers ... Registered two total tackles (one solo) on defense and one special teams tackle vs. Carolina ... Recorded one tackle on defense and two on special teams in the win at Kansas City ... Notched one pass defended and added one special teams tackle in the Week 8 win over Oakland ... Tallied two total tackles on defense (two solo) and one special teams tackle in the win over Jacksonville in London (11/3). Notched his first career fumble recovery on the last play of the game, recovering a fumble by Jaguars QB Gardner Minshew II forced by OLB Brennan Scarlett ... Registered two total tackles (two solo) at Baltimore.

2018 SEASON (TEXANS): Finished with 13 total tackles (13 solo), one tackle for loss and three passes defended in eight regular season games ... Tallied five solo tackles and one pass defended at New England ... Notched three solo tackles at Tennessee ... Placed on the Reserve/Injured list on Sept. 25 ... Activated off the Reserve/Injured list on Nov. 27 ... Logged two total tackles (two solo) at the N.Y. Jets (12/15) ... Recorded one pass defended at Philadelphia ... Compiled one total tackle (one solo), one tackle for loss and one pass defended vs. Jacksonville ... Tallied four total tackles (two solo) in the Wild Card Round vs. Indianapolis.

2017 SEASON (TEXANS): Recorded 25 total tackles (10 solo), four tackles for loss, three passes defended, two interceptions, two quarterback hits and 1.0 sack in 12 games as a rookie ... Became the first rookie to record an interception for a touchdown in franchise history and first Texans player with a pick-six since CB Kareem Jackson in Week 10 of 2016 ... Was also the only college free agent in the NFL with a pick-six in 2017 and the first rookie college free agent linebacker with an interception returned for a touchdown since Chase Blackburn did it for the Giants in Week 16 of the 2005 season ... Made his NFL debut and recorded one quarterback hit vs. Jacksonville on September 10 ... Received extensive action at inside linebacker and notched his first three career tackles at Cincinnati ... Became the first rookie in NFL history to record at least five total tackles, one sack and one interception returned for a touchdown vs. Tennessee ... Started his first career game and totaled five tackles and one tackle for loss vs. Kansas City ... Registered one tackle for loss and recorded his second interception of the season vs. Cleveland ... Returned to action and produced a defensive and special teams tackle at Baltimore ... Finished with one solo tackle and one special teams tackle at Jacksonville ... Tied a career best with five total tackles and notched his third pass defended of the season vs. Pittsburgh ... Recorded three total tackles and one tackle for loss at Indianapolis.

TRANSACTIONS:

05/12/2017: Signed, UDFA by the Houston Texans

04/06/2020: Re-signed by the Texans, RFA (one-year contract through 2020)

10/13/2021: Added to the Titans practice squad

03/23/2022: Re-signed to the Titans (one-year contract through 2022)

03/22/2023: Signed by the Bears (one-year contract through 2024)

COLLEGE: Played four seasons (2013-16) at Missouri State University in Springfield, Mo. after redshirting the 2012 campaign ... Finished his Bears career with 457 tackles (third-most in MSU history), 40.5 tackles for loss, 21 passes defended, 5.0 sacks, five interceptions and three forced fumble and two fumble recoveries in 46 career games (all starts) ... Racked up 22 double-figure tackle games, including 15 in a row to end his career ... Credited with 142 total tackles, 8.0 tackles for loss, six passes defended, three forced fumbles and two interceptions in 11 games as a senior in 2016 ... Earned NCAA Division I FCS Consensus All-America honors as one of the nation's top linebackers his senior year ... Led all FCS players in total tackles per game (12.9) and was second nationally in solo tackles per game (7.7) ... Finalist for Buck Buchanan Award as top defensive player in DI FCS football (finished third) First-team All-America selection by Associated Press, AFCA, Walter Camp Football Foundation, STATS Inc., HERO Sports, and FCS ADA ... Earned All-MVFC First-Team honors and led the conference with 152 total tackles as a junior in 2015 ... Started all 12 games as a sophomore in 2014 and earned All-MVFC honorable mention honors ... Started all 12 games at Sam linebacker as a redshirt freshman in 2013 ... Was MSU's only freshman player on the MVFC All-Newcomer Team.

PERSONAL: Attended Logan-Rogersville (Mo.) High School ... A Missouri Class 3 consensus all-state running back after compiling 2,002 rushing yards on 225 carries for 33 touchdowns for the state champions in 2011 ... Registered 102 total tackles, seven for loss and a pair of

interceptions as a senior at linebacker ... Named MHSFCA Offensive Player of the Year in 2011 as well as Central Ozarks Co-Offensive Player of the Year and SWMFCA Offensive Player of the Year.

REGULAR SEASON COMPARISON: DEFENSIVE - TENNESSEE TITANS

DATE	OPP	W/L	GP/GS	TACKLES								MISC				
				TOT	SOLO	ASST	SACK	YDS.	INT	TFL	PD	QBH	TD	FF	FR	
10/1/17	HST vs. TEN	W	P	5	3	2	1.0	1.0	1	1	1	1	1	1	0	0
9/16/18	HST @ TEN	L	P	3	3	0	0.0	0.0	0	0	0	0	0	0	0	0
TOTALS		1/1	2/0	8	6	2	1.0	1.0	1	1	1	1	1	1	0	0

DYLAN COLE'S NFL REGULAR SEASON DEFENSIVE STATISTICS

DATE	TEAM	GP	GS	TACKLES								INTERCEPTIONS					O. FUMB				ST				MISC		
				TK	S	A	TFL	YDS	SK	YDS	QBH	NO	YDS	LG	TD	PD	FF	FR	TD	YDS	TK	S	A	FF	FR	S	A
2017	Texans	12	1	25	10	15	4	6	1.0	1.0	2	2	28	25t	1	3	0	0	0	0	7	6	1	0	0	0	0
2018	Texans	8	0	13	13	0	1	8	0.0	0.0	0	0	0	0	0	3	0	0	0	0	0	0	0	0	0	0	
2019	Texans	11	0	8	6	2	0	0	0.0	0.0	0	0	0	0	1	0	1	0	27	8	7	1	0	0	0	0	
2020	Texans	6	0	2	0	2	0	0	0.0	0.0	0	0	0	0	0	0	0	0	0	4	3	1	0	0	0	0	
2021	Titans	9	0	6	2	4	1	3	0.0	0.0	1	0	0	0	1	0	0	0	0	10	8	2	1	0	0	0	
2022	Titans	15	8	50	34	16	4	11	1.0	9.0	1	0	0	0	1	0	0	0	14	8	6	0	0	0	0	0	
NFL TOTALS		61	9	104	65	39	10	28	2.0	10.0	4	2	28	25t	1	9	0	1	0	27	43	32	11	1	0	0	0

DYLAN COLE'S NFL POSTSEASON DEFENSIVE STATISTICS

DATE	TEAM	GP	GS	TACKLES								INTERCEPTIONS					O. FUMB				ST				MISC		
				TK	S	A	TFL	YDS	SK	YDS	QBH	NO	YDS	LG	TD	PD	FF	FR	TD	YDS	TK	S	A	FF	FR	S	A
2018	Texans	1	0	4	2	2	0	0	0.0	0.0	0	0	0	0	0	0	0	0	0	0	0	0	0	0	0	0	0
2019	Texans	0	0	0	0	0	0	0	0.0	0.0	0	0	0	0	0	0	0	0	0	0	0	0	0	0	0	0	
2021	Titans	1	0	0	0	0	0	0	0.0	0.0	0	0	0	0	0	0	0	0	0	0	0	0	0	0	0	0	
NFL TOTALS		2	0	4	2	2	0	0	0.0	0.0	0	0	0	0	0	0	0	0	0	0	0	0	0	0	0	0	

SINGLE-GAME HIGHS: DEFENSIVE

- Total Tackles** 5 at New England Patriots, Sep 09, 2018
...3 more at 5.
- Solo Tackles** 5 at New England Patriots, Sep 09, 2018
- Sacks** 1.0 vs. Tennessee Titans, Oct 01, 2017
- Passes Defensed** 1 at New England Patriots, Nov 28, 2021
...7 more at 1.
- Fumble Recoveries** 1 at Jacksonville Jaguars, Nov 03, 2019
- Tackles For Loss** 1 vs. Houston Texans, Nov 21, 2021
...5 more at 1.

- Interceptions** 1 vs. Cleveland Browns, Oct 15, 2017
...1 more at 1.
- Interception Return Yards** 25 vs. Tennessee Titans, Oct 01, 2017
- Special Teams Tackles** 2 at Pittsburgh Steelers, Dec 19, 2021
...5 more at 2.
- Special Teams Forced Fumbles** 1 vs. New Orleans Saints, Nov 14, 2021
- Longest Opp Fumble Return** 27 at Jacksonville Jaguars, Nov 03, 2019

SINGLE-GAME HIGHS - POSTSEASON: DEFENSIVE

- Total Tackles** 4 vs. Indianapolis Colts, Jan 05, 2019
- Solo Tackles** 2 vs. Indianapolis Colts, Jan 05, 2019



Aviante
COLLINS
(AW-vee-on)

74

Ht: 6-4
DOB: 4/21/93
Bears Season: 1
Acquired: FA '23
TACKLE

Wt: 292
College: TCU
NFL Season: 4

CAREER: Appeared in seven games with one start over three seasons with the Vikings and Cowboys...Originally signed as an undrafted free agent by the Vikings on May 1, 2017.

2022 SEASON (COWBOYS): Appeared in two games (Week 13 vs. Colts and Week 14 vs. Texans).

2019 SEASON (VIKINGS): Appeared in two games (Week 11 vs. Broncos and Week 17 vs. Bears)...Made his first career start against the Bears.

2018 SEASON (VIKINGS): Placed on injured reserve (bicep).

2017 SEASON (VIKINGS): Appeared in three games (Week 5 vs. Bears, Week 8 vs. Browns, and Week 17 vs. Bears)...Made NFL debut on 10/9 vs. Bears.

TRANSACTIONS:

- 05/01/2017: Signed by Vikings as UDFA
- 08/31/2019: Cut by Vikings
- 09/01/2019: Signed to Vikings practice squad
- 09/05/2020: Cut by Vikings
- 09/06/2020: Signed to Vikings practice squad
- 02/02/2021: Signed by Steelers
- 08/24/2021: Cut by Steelers
- 09/06/2021: Signed to Cowboys practice squad
- 01/17/2022: Signed by Cowboys
- 08/30/2022: Cut by Cowboys
- 08/31/2022: Signed to Cowboys practice squad
- 03/15/2023: Declared free agent
- 07/26/2023: Signed by Bears

COLLEGE: Appeared in 49 games with 36 starts over five seasons with TCU...Led Horned Frogs to a 40-24 record with three bowl appearances...Was a member of the track and field team during freshman and sophomore year.


PERSONAL: Four-year letterwinner at Willowridge High School... Finished third in shot put at Class 5A state championships as a junior and sophomore ... Took fourth in the shot as a senior ... Regional champion in the shot put as a senior...Brother Lavon was on the TCU track and field team ... Father, Bill, is member of TCU Letterwinners Association Hall of Fame and TCU track and field legend from the 1970s.

AVIANTE COLLINS' NFL REGULAR SEASON STATISTICS

DATE	TEAM	GP	GS
2017	Vikings	3	0
2018	Vikings	0	0
2019	Vikings	2	1
2020	Vikings	0	0
2021	Cowboys	0	0
2022	Cowboys	2	0
NFL TOTALS		7	1

AVIANTE COLLINS' NFL POSTSEASON STATISTICS

DATE	TEAM	GP	GS
2017	Vikings	2	0
2019	Vikings	0	0
2021	Cowboys	0	0
2022	Cowboys	2	0
NFL TOTALS		4	0



Nate
DAVIS

64

Ht: 6-3
DOB: 9/23/96
Bears Season: 1
Acquired: D3-19
GUARD

Wt: 316
College: Charlotte
NFL Season: 5

PRO CAREER: Fourth-year offensive lineman who enters his first season with the Bears in 2023 ... Has appeared in 55 career games with 54 starts and five postseason contests.

2022 SEASON (TITANS): Started in ... Helped RB Derrick Henry surpass 1,500+ rushing yards and 13 rushing touchdowns on the season.

2021 SEASON TITANS: Started in 14 games for Tennessee and started in the Titans' postseason contest ... Helped pave the way for the Titans offense to rush for 2,404 rushing yards.

2020 SEASON (TITANS): Started in every game for the Titans, paving the way for RB Derrick Henry to lead the NFL in rushing yards and rushing touchdowns for the second season in a row ... The team finished the season with 2,690 total rushing yards.

2019 SEASON (TITANS): Started in 12 of 13 games he played in ... Helped open holes for RB Derrick Henry who led the NFL in rushing yards and rushing touchdowns in 2019 and was named second-team All-Pro.

TRANSACTIONS:

05/31/2019: Signed/UDFA by Tennessee (four-year contract through 2022)

COLLEGE: In four seasons at Charlotte (2015-18), Davis appeared in 41 career games with 37 starts. A four-year starter on the offensive line, Davis started at guard from 2015-17 before switching to right tackle for his senior season in 2018. ... As a senior (2018), appeared in eight games with seven starts at tackle. Blocked for the league's fifth-best rushing attack which averaged 159.9 yards per game. Helped create lanes for running back Benny LeMay to record a 1,000-yard season. Earned First Team All-C-USA recognition by Phil Steele and Second Team All-C-USA recognition by the league's coaches. Named Charlotte's Best Offensive Player for 2018 by SB Nation ... As a junior (2017), started all 12 games at right guard. Helped the 49ers rushing offense rank eighth in C-USA, averaging 166.2 yards per game. Was part of an offensive line that ranked fifth in sacks allowed with 22. Earned Honorable Mention All-C-USA honors ... As a sophomore (2016), saw action in nine games with eight starts at right guard and helped the 49ers run game rank sixth in C-USA averaging 176.2 yards per game. Earned Honorable Mention All-C-USA honors ... As a freshman (2015), appeared in all 12 games with 10 starts at right guard ... Majored in Africana studies and minored in American studies at Charlotte.


PERSONAL: Attended Stone Bridge (Va.) High School and was a first team all-state and 5A North All-Region First Team lineman. Davis was a four-year letterman in high school ... Helped lead the Bulldogs to a Liberty District Championship as a senior in 2014. ... In 2013, he was named team MVP, captain, and first team All-Liberty conference en route to helping the Bulldogs win the Virginia AAA Div. 5 Championship.

NATE DAVIS' NFL REGULAR SEASON STATISTICS

DATE	TEAM	GP	GS
2019	Titans	13	12
2020	Titans	16	16
2021	Titans	14	14
2022	Titans	12	12
NFL TOTALS		55	54

NATE DAVIS' NFL POSTSEASON STATISTICS

DATE	TEAM	GP	GS
2019	Titans	3	3
2020	Titans	1	1
2021	Titans	1	1
NFL TOTALS		5	5



Trestan
EBNER

25

Ht: 5-11
DOB: 1/2/99
Bears Season: 2
Acquired: D6b-22

Wt: 206
College: Baylor
NFL Season: 2

RUNNING BACK

PRO CAREER: Drafted by the Bears in the sixth round of the 2022 NFL Draft (No. 203 overall) ... Appeared in every game of the 2022 season as a rookie ... Rushed for 54 yards during his rookie season and owns 225 kickoff return yards.

2022 SEASON (BEARS): Competed in 16 contests (12 starts) for the Bears as a rookie ... Saw game action in his first NFL game in Week 1 vs. San Francisco, taking snaps on both offense and special teams ... Featured on kick returns, finishing with a game-high 48 yards on two returns, including a 30-yard return in the third quarter that eventually set up the first Bears touchdown of the game ... Fielded four kick returns in Week 2 at Green Bay for a total of 98 yards, the longest being a 30-yard run ... Rushed seven times for 23 yards in Week 3 vs. Houston, and also returned three kicks for 52 total yards ... Finished with 20 rushing yards on six carries as well as two catches for eight yards in Week 4 at New York ... Took snaps on special teams and offense at Minnesota in Week 5 ... Was on the field against Washington in Week 6, playing on offense and special teams ... Finished with eight yards on three carries at New England in Week 7 ... Rushed twice against the Cowboys in Week 8, and also played on over half the snaps on special teams, logging one tackle ... Saw game action on offense and special teams against Miami in Week 9 ... Played on special teams against the Lions in Week 10 ... Rushed for eight yards on six attempts in the Bears Week 11 matchup at Atlanta ... Played eight offensive snaps and 11 special teams snaps in the last regular season contest vs. Minnesota.

TRANSACTIONS:

04/30/2022: Drafted by the Bears in the sixth round of the 2022 NFL Draft (No. 203 overall)

05/06/2022: Signed by the Bears/draft choice (four-year contract through 2025)

COLLEGE: 2021 Big 12 Special Teams Player of the Year ... Selected as an All-Big 12 First Team KR/PR by the league coaches ... Named AP All-Big 12 First Team All-Purpose player ... Became the seventh player to surpass 4,000 career all-purpose yards ... Second all-time on Baylor's all-purpose yards list (4,542) ... Baylor's all-time leader in career-games played (61) ... Big 12 Special Teams Player of the Week (Sept. 27) ... Led the team in all-purpose yards (1,775) ... Finished third on the team in total offense with 799 yards ... Was second on the team in carries (148) and rushing yards (859) ... Finished fifth on the team in receptions (28) and receiving yards (284) ... Became first player in Baylor history to go over 1,000 career rushing and receiving yards ... 2020 Walter Camp Second Team All-American ... 2020 Sporting News Second Team All-American as a return specialist ... 2020 AFCA Second Team All-American (all-purpose) ... 2020 Phil Steele Third Team All-American (kick returner) ... 2020 Big 12 Special Teams Player of the Year (2nd in BU history) ... 2020 Second Team All-Big 12 as a returner ... Honorable Mention All-Big 12 as a running back ... 2020 AP First Team All-Big 12 (all-purpose) ... 2020 Phil Steele First Team All-Big 12 (kick returner) ... Ended the 2020 season No. 1 among active running backs in the nation with 1,231 career receiving yards, No. 3 in receptions (99), T-No. 2 in TDs (9) ... First running back at Baylor to go over 1,000 yards receiving ... Has the most receiving touchdowns for a running back all-time at Baylor with nine ... No. 2 all-time at Baylor for career receptions (99) by a running back ... Appeared in all 14 games in 2019, rushed 53 times for 250 yards for 3 TDs and had 24 receptions for 317 yards and 2 touchdowns ... Appeared in all 13 games in 2018, was third on the team with 413 rushing yards on 82 carries, also finished fourth on the team with 29 receptions for 348 yards, scored 3 touchdowns ... Rushed for 413 yards on 69 carries, 1 TD and hauled in 29 passes for 348 yards and 1 TD ... Played in 11 games in 2017 ... Tallied 23 rushes for 121 yards and two TDs while catching 20 passes for 267 yards and three TDs ... Three receiving TDs were most by Baylor RB in single season since 2007.

PERSONAL: National top 300 recruit and all-purpose star from Henderson (Texas) High School ... Versatile, two-time all-state honoree played for head coach Phil Castles at HHS ... Ranked No. 217 national recruit on ESPN300 ... Ranked 32nd-best wide receiver recruit by ESPN, national position ranking among athletes: 42nd by 247Sports, 45th by Rivals and 53rd by Scout ... Rankings among Texas prospects: No. 35 by ESPN, No. 73 by 247Sports, No. 81 by Rivals and No. 81 by Scout ... All-purpose back played receiver, quarterback, linebacker and defensive back at Henderson ... Earned 2016 Class 4A All-State honorable mention at receiver following senior year after leading Henderson to 11-2 mark and to DI regional semis.

TRESTAN EBNER'S NFL REGULAR SEASON RUSHING/RECEIVING STATISTICS

DATE	TEAM	GP	GS	RUSHING					RECEIVING				
				NO.	YDS.	AVG.	LG	TD	NO.	YDS.	AVG.	LG	TD
2022	Bears	17	0	24	54	2.3	11	0	2	8	4.0	6	0
NFL TOTALS		17	0	24	54	2.3	11	0	2	8	4.0	6	0

TRESTAN EBNER'S NFL REGULAR SEASON RETURN STATISTICS

DATE	TEAM	KICKOFF RETURNS					PUNT RETURNS					
		RET.	YDS.	AVG.	LG	TD	NO.	FC	YDS.	AVG.	LG	TD
2022	Bears	10	226	22.6	30	0	0	1	0	0.0	0	0
NFL TOTALS		10	226	22.6	30	0	0	1	0	0.0	0	0

SINGLE-GAME HIGHS: RUSHING/RECEIVING

Rush Attempts 7 vs. Houston Texans, Sep 25, 2022
Rushing Yards 23 vs. Houston Texans, Sep 25, 2022
Rushing Average 3.3 vs. Houston Texans, Sep 25, 2022
Longest Runs 11 at New York Giants, Oct 02, 2022
Receptions 2 at New York Giants, Oct 02, 2022
Receiving Yards 8 at New York Giants, Oct 02, 2022
Longest Receptions 6 at New York Giants, Oct 02, 2022

All-Purpose Yards 98 at Green Bay Packers, Sep 18, 2022
Kickoff Returns 4 at Green Bay Packers, Sep 18, 2022
Kickoff Return Yards 98 at Green Bay Packers, Sep 18, 2022
Longest Kickoff Return 30 at Green Bay Packers, Sep 18, 2022
 ...1 more at 30.
Kickoff Return Average 24.5 at Green Bay Packers, Sep 18, 2022
Special Teams Tackles 1 at Dallas Cowboys, Oct 30, 2022
 ...1 more at 1.
Longest Own Fumble Return 1 at New York Giants, Oct 02, 2022

SINGLE-GAME HIGHS - POSTSEASON: DEFENSIVE

Total Tackles 12 vs. Cincinnati Bengals, Jan 22, 2023
 ...1 more at 12.


Solo Tackles 10 vs. Cincinnati Bengals, Jan 22, 2023

Sacks 1.0 at Houston Texans, Jan 04, 2020

Passes Defensed 4 vs. Miami Dolphins, Jan 15, 2023

Fumble Recoveries 1 at Houston Texans, Jan 04, 2020

Tackles For Loss 1 vs. Miami Dolphins, Jan 15, 2023
 ...1 more at 1.



T.J.
EDWARDS

53

Ht: 6-1
DOB: 8/12/96
Bears Season: 1
Acquired: UFA-23

Wt: 242
College: Wisconsin
NFL Season: 5

LINEBACKER

PRO CAREER: Spent his first four NFL seasons with the Philadelphia Eagles after signing as an undrafted free agent out of the University of Wisconsin in 2019... has appeared in 61 games, making 47 starts with 370 total tackles (206 solo), 20 tackles for loss, 13 passes defended, 5.0 sacks and two interceptions.

2022 SEASON (EAGLES): Started in all 17 games for the Eagles and led the team with 159 total tackles... added 10 TFLs, seven passes defended, 2.0 sacks and one fumble recovery... Edwards' 159 tackles were tied for the sixth-most in the NFL last season and stand as the second-most recorded in a single season in Eagles franchise history, trailing Bryon Evans' 175 total tackles recorded in 1992... Made three postseason starts for the Eagles this year, tallying 13 tackles and a pass defended. In Super Bowl LVIII alone, he had six tackles (5 solo) and one pass defended versus Kansas City.

2021 SEASON (EAGLES): Appeared in 16 games (14 starts), logging 125 tackles (62 solo) while adding one interception, five passes defended, two quarterback hurries and a fumble recovery.

2020 SEASON (EAGLES): Started in all 12 appearances on the season, logging 64 tackles (34 solo) with one interception, one pass defended, two quarterback hurries and five tackles for loss.

2019 SEASON (EAGLES): Appeared in all 16 games (4 starts) and logged 22 tackles (11 solo).

TRANSACTIONS:

05/09/2019: Signed by the Philadelphia Eagles

03/15/2023: Declared Free Agent

03/15/2023: Signed/UFA by the Bears (three-year contract through 2025)

COLLEGE: Played in 53 games, making 52 starts at inside linebacker ... In 2019, 52 starts stood as the second-most in school history and fifth-most by a Big Ten player ... made 367 tackles, ranking No. 9 all-time at UW ... logged 37.5 TFLs and 8.0 sacks ... recorded 10 interceptions, most by a linebacker in school history ... led Badgers in tackles in 3 separate seasons (2015, 2016, 2018) ... part of senior class that went 42-12 (.778), including a 27-8 (.770) mark in Big Ten play and a 4-0 record in bowl games ... graduated with degree in life sciences communication in December 2018 ... In 2018 was named First-team All-Big Ten (media), second-team All-Big Ten (coaches) ... In 2017, was a Butkus Award finalist, first-team All-America (AP, ESPN, USA Today), second-team All-America (AFCA, Sporting News, Walter Camp), first-team All-Big Ten (consensus) ... and as a sophomore in 2016, Goodyear Cotton Bowl Classic Defensive MVP, All-Big Ten honorable mention (consensus)

PERSONAL: A Lake Villa, Ill. native, Edwards attended Lake Community High School.

REGULAR SEASON COMPARISON: DEFENSIVE - TENNESSEE TITANS

DATE	OPP	TACKLES											MISC			
		W/L	GP/GS	TOT	SOLO	ASST	SACK	YDS.	INT	TFL	PD	QBH	TD	FF	FR	
12/4/22	PHI vs. TEN	W	S	6	4	2	0.0	0.0	0	0	1	0	0	0	0	
TOTALS		1/0	1/1	6	4	2	0.0	0.0	0	0	1	0	0	0	0	

T.J. EDWARDS' NFL REGULAR SEASON DEFENSIVE STATISTICS

DATE	TEAM	GP	TACKLES											INTERCEPTIONS				O. FUMB				ST				MISC			
			GS	TK	S	A	TFL	YDS	SK	YDS	QBH	NO	YDS	LG	TD	PD	FF	FR	TD	YDS	TK	S	A	FF	FR	S	A		
2019	Eagles	16	4	22	11	11	0	0	0.0	0.0	0	0	0	0	0	0	0	0	0	8	4	4	0	0	0	0	0		
2020	Eagles	12	12	64	34	30	5	7	2.0	14.0	2	1	13	13	0	1	1	0	0	6	3	3	1	0	0	0	0		
2021	Eagles	16	14	125	62	63	5	8	1.0	3.0	2	1	1	1	0	5	0	1	0	5	2	3	0	0	0	0	0		
2022	Eagles	17	17	159	99	60	10	21	2.0	3.0	5	0	0	0	0	7	0	1	0	0	0	0	0	0	0	0	0		
NFL TOTALS		61	47	370	206	164	20	36	5.0	20.0	9	2	14	13	0	13	1	2	0	19	9	10	1	0	0	0	0		

T.J. EDWARDS' NFL POSTSEASON DEFENSIVE STATISTICS

DATE	TEAM	GP	TACKLES											INTERCEPTIONS				O. FUMB				ST				MISC			
			GS	TK	S	A	TFL	YDS	SK	YDS	QBH	NO	YDS	LG	TD	PD	FF	FR	TD	YDS	TK	S	A	FF	FR	S	A		
2019	Eagles	1	0	1	1	0	0	0	0.0	0.0	0	0	0	0	0	0	0	0	0	0	1	1	0	0	0	0	0	0	
2021	Eagles	1	1	6	4	2	0	0	0.0	0.0	0	0	0	0	0	0	0	0	0	0	0	0	0	0	0	0	0	0	
2022	Eagles	3	3	13	10	3	0	0	0.0	0.0	0	0	0	0	1	0	0	0	0	0	0	0	0	0	0	0	0	0	
NFL TOTALS		5	4	20	15	5	0	0	0.0	0.0	0	0	0	0	1	0	0	0	0	1	1	0	0	0	0	0	0	0	

SINGLE-GAME HIGHS: DEFENSIVE

Total Tackles 16 vs. New York Giants, Dec 26, 2021
Solo Tackles 8 at Detroit Lions, Oct 31, 2021
Sacks 1.0 at Dallas Cowboys, Sep 27, 2021
 ...2 more at 1.0.
Passes Defensed 2 vs. New Orleans Saints, Nov 21, 2021
Forced Fumbles 1 vs. Dallas Cowboys, Nov 01, 2020
Fumble Recoveries 1 vs. New Orleans Saints, Nov 21, 2021

Tackles For Loss 2 at Detroit Lions, Oct 31, 2021
Interceptions 1 vs. New Orleans Saints, Nov 21, 2021
 ...1 more at 1.
Interception Return Yards 13 vs. Washington Football Team, Jan 03, 2021
Special Teams Tackles 2 at Green Bay Packers, Dec 06, 2020
 ...3 more at 2.
Special Teams Forced Fumbles 1 vs. Los Angeles Rams, Sep 20, 2020

SINGLE-GAME HIGHS - POSTSEASON: DEFENSIVE

Total Tackles 6 at Tampa Bay Buccaneers, Jan 16, 2022
Solo Tackles 4 at Tampa Bay Buccaneers, Jan 16, 2022

Special Teams Tackles 1 vs. Seattle Seahawks, Jan 05, 2020



Dieter
EISELEN
(DIE-ter ice-lin)

60

Ht: 6-4
DOB: 6/10/96
Bears Season: 2
Acquired: UDFA-20

Wt: 320
College: Yale
NFL Season: 2

OFFENSIVE LINEMAN

PRO CAREER: Offensive lineman who enters his third year in the NFL in 2022; spent the 2020 and 2021 seasons on the practice squad ... originally entered the NFL as an undrafted free agent out of Yale University ... Has played in 14 career games, one in 2020, two in 2021 and 11 in 2022.

2022 SEASON (BEARS): Has played in 10 games in 2022 ... Was signed to the active roster from the practice squad prior to Week 2 at Green Bay, but did not see game action...Elevated from the practice squad to the active roster for the season opener vs. San Francisco, but did not see game action ... Was activated from the practice squad prior to Week 8 at Dallas, and lined up on offense and special teams ... Played on special teams in Week 9 vs. Miami ... Took snaps on special teams against the Lions in Week 10 ... Contributed on special teams in the Bears Week 11 contest at Atlanta ... Played on special teams against the Packers in Week 13 ... Was active on special teams against the Eagles in Week 15 ... Saw game action on the offensive line against Buffalo in Week 16 ... Played over half the snaps on offense at Detroit in Week 17 ... Played snaps on special teams in the final regular season matchup vs. Minnesota.

TRANSACTIONS:

04/26/2020: Signed by the Bears (UDFA); spent 2020 season on practice squad
01/11/2021: Signed to Reserve/Future contract by the Bears
08/31/2021: Waived by Bears
09/01/2021: Signed to Bears practice squad

COLLEGE: Made 34 starts in four seasons at Yale ... 2019 First Team All-Ivy League and 2018 Second Team selection; 2018 Phil Steele First Team All-Ivy League ... 2017 All-Ivy League Honorable Mention; helped lead top rushing attack in the Ivy League.


PERSONAL: Originally from South Africa ... helped lead team to the 2015 NEPSAC Championship at Choate Rosemary Hall in Connecticut ... earned a varsity letter in track and participated in Olympic weightlifting; team captain.

DIETER EISELEN'S NFL REGULAR SEASON STATISTICS

DATE	TEAM	GP	GS
2020	Bears	1	0
2021	Bears	2	0
2022	Bears	11	0
NFL TOTALS		14	0

DIETER EISELEN'S NFL POSTSEASON STATISTICS

DATE	TEAM	GP	GS
2020	Bears	0	0
NFL TOTALS		0	0



Justin FIELDS

1

Ht: 6-3

Wt: 228

DOB: 3/5/99

College: Ohio State

Bears Season: 3

NFL Season: 3

Acquired: D1-21

QUARTERBACK

PRO CAREER: Enters his second season with the Bears in 2022 ... Selected by the Bears with the 11th overall pick in the first round of the 2021 NFL Draft; the Bears acquired the 11th overall selection after completing a trade with the New York Giants ... Became just the third Ohio State quarterback in the common draft era to be selected in the first round of an NFL draft, joining Art Schlichter (No. 4 overall pick in 1982) and Dwayne Haskins (No. 15 overall pick in 2019) ... Became the 31st Buckeye to be selected by the Bears and the first since Marcus Freeman in 2009 ... Started 10-of-12 games played as a rookie in 2021, throwing for 1,870 yards and seven touchdowns while rushing for an additional 420 yards and two scores ... Has played in 27 career games (25 starts).

2022 SEASON (BEARS): Started in 15 games during the 2022 season ... Helped lead the Bears to a Week 1 victory vs. San Francisco during Week 1, finishing the game with a pair of touchdowns and 121 yards on 8-of-17 passing, also adding 28 yards on the ground ... Completed a 51-yard pass to WR Dante Pettis to put Chicago on the board ... Dating back to 1920, it was the fourth-longest touchdown pass in a Bears season-opener and the first touchdown of 50-yards or more in Week 1 since 2011 when Matt Forte hauled in a 56-yard completion from Jay Cutler ... Added to the scoring column with a second touchdown pass to Equanimeous St. Brown with 12:50 to go in the 4th quarter, marking the ninth passing touchdown of Fields' career ... In Week 2 at Green Bay, Fields finished 7-of-11 with 70 yards in the air as well as eight rushes for 20 yards and a touchdown ... His touchdown vs. the Packers wrapped up the Bears first drive of the game, a seven-play, 71-yard drive that gave Fields his first rushing score of the season ... In Week 3 vs. Houston, finished 8-of-17 with 106 yards while also rushing eight times for 47 yards, he also logged a 29-yard rush ... Finished 11-of-22 with 174 passing yards in Week 4 at New York, while also rushing seven times for 52 yards ... Completed a 56-yard pass to wide receiver Darnell Mooney (1st, 5:00) ... Stands as the longest completion on the season for Fields and the second-longest of his career, trailing only a 64-yard completion to Mooney at Detroit last season (Oct. 3) ... In Week 5 at Minnesota, finished the afternoon 15-of-21 passing for 208 yards and one touchdown, while also adding eight rushes for 47 yards on the ground ... That translated to a career-best passer rating of 118.8 as well as a completion percentage of 71.4, which is also the highest he's recorded in a game in his career (min: 10 attempts) ... His 208 passing yards are the fifth-most he's had in a game in his career ... Finished Week 6 against the Commanders 14-of-27 passing for 190 yards and a touchdown pass, while also rushing 12 times for 88 yards, the second-highest rushing yardage total of his career ... He broke off a 39-yard run with 1:06 remaining in the fourth quarter, which stands as the longest rush of his career ... In the Week 7 win against the Patriots, he finished the night completing 13-of-21 passes for 179 yards and two touchdowns (passing TD, rushing TD) ... Also recorded a game-high 82 rushing yards on 14 attempts ... Was his second performance with both a rushing and passing TD in the same game (vs. SF, 10/31/21) ... In his 17th career start, Fields becomes one of five Bears QBs since the start of the 2000 season to log multiple games with both a rushing and pass TD in the same game, joining Jay Cutler (6), Mitchell Trubisky (6), Cade McNown (3) and Rex Grossman (2) ... Finished 17-of-23 with 151 passing yards and two touchdowns against Dallas in Week 8 ... He also rushed eight times for 60 yards and a rushing touchdown ... His performance yielded a passer rating of 120.0, which is the highest he's had in a game in his career ... His three rushing touchdowns in 2022 are the most by a Bears quarterback since Jim Harbaugh rushed for four in 1993. He finishes Week 8 with 424 total rushing yards, which is the second-most among all NFL quarterbacks, and the second-most in franchise history by a Bears quarterback through the first eight games of the season, trailing only Bobby Douglass, who had 556 yards in 1972 ... Had one of the best performances of his career in Week 9 vs. Miami ... completing 17-of-28 passes for 123 yards and three touchdowns, while also rushing 15 times for 178 yards and a touchdown ... finished with a passer rating of 106.7, which is the third highest of his career and his second straight game with a passer rating above 100 ... His rushing performance breaks Michael Vick's previous single-game record of 173 rushing yards and now stands as the highest rushing total by any NFL quarterback in a regular-season game in NFL history ... He also passed Chicago's Bobby Douglass' 127-yard rushing performance on Dec. 17, 1972 to become the Bears' single-game franchise record-holder ... He is the first player since at least 1950 to record 150+ rushing yards and 3+ passing touchdowns in a single game (@NFLResearch) ... Fields joins Buffalo's Josh Allen, Cincinnati's Joe Burrow and Baltimore's Lamar Jackson as the only players entering Week 9 to record at least three touchdown passes and a rushing touchdown in the same game ... Fields beat everyone to the endzone on the opening drive of the second half with a 61-yard scramble, the third Bears touchdown of the afternoon ... That rushing touchdown was both the longest rush ever by a Bears quarterback (Vince Evans, 58-yard rush in 1980) and the longest touchdown run by a Bears quarterback (Bobby Douglass, 57-yard TD run in 1972) ... Completed 11-of-15 pass attempts in the first half, which is tied for the most completions he's had in a first half in his career ... It's also the fourth time in his career he's had 10+ completions going into the half ... Followed up historic Week 9 performance with another great game against the Lions in Week 10, finishing with 147 yards on 13 rushes and two touchdowns while also completing 12-of-20 passes for 167 yards and two touchdowns ... He became the first quarterback in Bears franchise history to post back-to-back games with 100+ rushing yards, and he's the first Bears player to rush for 100+ yards in consecutive games since Jordan Howard did so on Dec. 24, 2016 and Jan. 1, 2017 ... His last two games have yielded a combined 325 rushing yards, which is the most total rushing yards in a two-game span by a quarterback in NFL history, surpassing Lamar Jackson's 268 combined yards which he recorded Oct. 13, 2019 through Oct. 20, 2019 ... Has rushed for 555 yards over his last five games played, which is the most by any quarterback in that span and the most by a quarterback in the Super Bowl era ... His performance today stands as the highest rushing yardage total by a quarterback against the Lions in NFL history, surpassing Randall Cunningham, who recorded 110 rushing yards against Detroit on Nov. 11, 1986 ... Scored the fourth Bears touchdown of the afternoon on a 67-yard rush to give him his second rushing score of the game ... His touchdown run breaks the franchise record for the longest rush ever by a Bears quarterback and the longest touchdown run by a Bears quarterback that he set just one week ago, when he rushed for a 61-yard touchdown against the Dolphins ... Per *STATS Research*, Fields is the first quarterback in NFL history with a 60+ yard rushing touchdown in consecutive games ... He's also just the seventh offensive player to do so since 1994, the last player being Saquon Barkley on Dec. 22, 2019 and Dec. 29, 2019 ... In Week 11 at Atlanta, Fields led the team on the ground for the third straight game, finishing with 85 yards and a rushing touchdown on 18 attempts, while also going 14-of-21 for 153 yards and a passing touchdown ... Against the Packers in Week 13, finished 20-of-25 passing for 254 yards in addition to seven rushes for 71 yards and a touchdown ... His 80.0 completion percentage is a single-game career-best (min: 10 attempts), and his 254 passing yards are the third-most he's had in a game in his career ... He broke off a 56-yard touchdown run with 3:10 remaining in the first quarter to put the Bears ahead 10-0 ... Now has eight rushing touchdowns on the season, tied with Philadelphia's Jalen Hurts for the most by a quarterback this season ... Those eight touchdowns are also tied with Bobby Douglass (1972) and Vince Evans (1980) for the second-most rushing touchdowns by a Bears quarterback in a single season (Johnny Lujack, 11 TDs, 1950) ... Dating back to the start of the 1925 NFL season, Fields is the first quarterback on record to record three or more rushing touchdowns of 50+ yards in a single season ... The last players overall to log three rushing touchdowns of 50+ yards in a single season were running backs Derrick Henry and Christian McCaffrey, each doing so during the 2019 season ... The last Bears player to log three rushing touchdowns of 50+ yards was running back Neal Anderson, who did so during the 1988 season (Stats

Research) ... In Week 15, vs. Philadelphia, became the third quarterback in NFL history to rush for 1,000+ yards in a single season, joining Lamar Jackson and Michael Vick ... Ended the afternoon 14-of-21 passing with 152 yards and two touchdowns, while also rushing 15 times for 95 yards ... He finished with a passer rating of 119.5, which is the second-best passer rating he's recorded in a single game in his career ... It marks his fifth consecutive game with 70+ rushing yards, which is the longest streak by any QB since at least 1950 (@NFLResearch) ... Finished Week 16 vs. Buffalo 15-of-23 for 119 yards and a touchdown pass, while also rushing seven times for 11 yards ... In Detroit in Week 17, finished 7-of-21 for 75 yards, one TD pass and one INT, while also rushing 10 times for 132 yards ... His 132 rushing yards brings his season total to 1,143 on the season, which moves him ahead of four-time Pro Bowler Michael Vick (1,039 rushing yards in 2006) for the second-most rushing yards by a quarterback in NFL history, trailing only Lamar Jackson's 1,206 yards from 2019 ... Finished the first quarter alone with 105 rushing yards, which is the most by any Bears player since the start of the 1991 season ... Per @EliasSports, Fields' 105 rushing yards are the most by any QB in a quarter in the last 45 seasons.

2021 SEASON (BEARS): Started in 10 of 12 games, throwing for 1,870 yards and seven TDs ... also recorded 420 rushing yards and two rushing TDs ... Rushed for his first NFL touchdown in the third quarter of Week 1 at the Rams, in doing so he became the first Bears rookie quarterback to rush for a touchdown in his first career game since Johnny Lujack, who rushed for a TD against Green Bay in Week 2 of 1948 ... Recorded 31 rushing yards and 60 passing yards in the Bears home season-opening victory over the Cincinnati Bengals, entering the game in relief of starter Andy Dalton who left with an injury ... Had his first NFL start in Week 3 vs. the Cleveland Browns ... Started and completed 11 of 17 passes (64.7%) for 209 yards in the Week 4 win over the Lions; connected on a season-long 64-yard pass to Darnell Mooney ... Completed his first-career touchdown pass, a two-yarder to tight end Jesper Horsted with 13:16 to go in the second quarter to put Chicago in front during the Week 5 victory at the Raiders ... Registered a season-high 43 rushing yards along with a season-high 16 pass completions vs. the Packers in Week 6; he also recorded his second-career passing touchdown, a five-yard pass to Mooney ... Rushed 10 times for a season-high 103 yards in Week 8 vs. SF, becoming the first Bears QB to rush for 100+ yards since Bobby Douglass in 1973 ... also completed 19 of 27 passes for 175 yards and a TD, and in doing so he became the third rookie QB (Robert Griffin and Marcus Mariota) with 100+ rush yards, rush TD & pass TD in single game in NFL history ... Completed 17-of-29 passes for a season-high 291 passing yards at the Steelers, his seven completions on balls 15+ yards downfield in Pittsburgh are tied for the most by a Bears QB over the past 15 seasons ... Fields also averaged 15.6 air yards per attempt in Week 9, which is the second most by any quarterback in a game this season ... Recorded 79 passing yards and 23 rushing yards Week 11 vs. the Ravens before exiting the game at the start of the third quarter due to injury ... Inactive Weeks 12-13 due to injury ... Recorded two passing TDs for the first time this season Week 14 at the Packers. His 54-yard TD pass to WR Damiere Byrd with 3:21 to go in the second quarter marked his longest to date ... He also rushed for a team-high 74 yards on the ground ... Completed 26 of 39 passes for 285 yards, one touchdown and a rating of 96.6, his highest of the season vs. the Vikings in Week 15. His 285 yards marked his second highest total of season ... Inactive Weeks 16-18.

TRANSACTIONS:

06/10/2021: Signed by the Bears/draft choice (four-year contract; fifth-year option)

COLLEGE: Posted a record of 20-2 as Ohio State's starting quarterback from 2019-20, including a 9-2 record against ranked opponents ... two-time (2019-20) Big Ten Graham-George Offensive Player of the Year and Griese-Brees Quarterback of the Year; two-time (2019-20) First Team All-Big Ten (coaches and media); 2020 Chicago Tribune Silver Football Award winner ... 2019 Heisman Trophy finalist and Big Ten Football Championship Game MVP ... 2019 Second Team All-American by the Walter Camp Football Foundation, CBS Sports, Associated Press, American Football Coaches Association and Football Writers Association of America ... accounted for 78 touchdowns in his two seasons (63 passing, 15 rushing), throwing for 5,373 yards (10th at Ohio State); also threw for 63 touchdowns (second at Ohio State) and completed 68.4 pct. of his passes (second at Ohio State) with just nine interceptions; also rushed for 867 yards and 15 touchdowns ... had one of the greatest statistical seasons in the history of Ohio State football as a first-year starter in 2019 when he completed 67.2 percent of his passes for 3,273 yards while accounting for 51 touchdowns (41 passing, 10 rushing) ... became the first quarterback in Big Ten history with 40 passing TDs and 10 rushing TDs in the same season in 2019; his 41-3 touchdown-to-interception ratio was the best in the country; had a passer efficiency rating of 181.43, which was third-best nationally ... Most Valuable Player of the 2019 Big Ten Championship Game after throwing for 299 yards and three touchdowns in a 34-21 come-from-behind victory over No. 8 Wisconsin ... one week prior, threw for 302 yards and four touchdowns in a 56-27 win at No. 10 Michigan ... had several impressive national rankings: finished No. 3 in touchdown passes (41), total touchdowns (51) and passer efficiency (181.43) and No. 11 in completion percentage (.672) ... in six games against teams ranked in the final College Football Playoff poll, accounted for 17 touchdowns and averaged 280 yards per game of total offense ... accounted for multiple touchdowns in 13 of Ohio State's 14 games ... became just the third Ohio State quarterback in the last 50 years - Rex Kern and Craig Krenzler are the others - to win each of his first 13 games as the Buckeyes' starting QB ... enrolled at Ohio State in January of 2019 after spending his freshman season at the University of Georgia.

PERSONAL: Played in 12 of 14 games as a true freshman for Georgia in 2018 and was named to the coaches freshman All-SEC Team ... completed 27 of 39 passes for 328 yards and four TDs and also had four rushing touchdowns ... was named the SEC freshman of the week on Nov. 19 after passing for 121 yards, rushing for 100 and accounting for three touchdowns in a 66-27 win over UMass ... a five-star prospect in the 2018 recruiting cycle by every major scouting service from Harrison High School under head coach Matt Dickmann ... rated as the No. 2 overall player in the Class of 2018 and the nation's top-ranked dual threat QB prospect ... awarded MVP of the 2017 Elite 11 Quarterback Competition ... totaled 4,187 passing yards, 41 passing touchdowns, 2,096 rushing yards and 28 rushing touchdowns in two years as a starter for Harrison ... awarded 2018 Mr. Georgia Football by the Touchdown Club of Atlanta ... named the 2017 Class 6A offensive player of the year by the Atlanta-Journal Constitution and the Associated Press, in addition to being named first-team all-state by both publications ... also played shortstop and second base for the Harrison varsity baseball team and was a highly-touted baseball prospect with MLB draft potential. Is the son of Gina Tobey, and Ivant "Pablo" and Jo Ann Claudrick Fields ... has two younger sisters: Jaiden, a softball player at the University of Georgia, and Jessica ... majored in consumer and family financial services at Ohio State.

JUSTIN FIELDS' NFL REGULAR SEASON PASSING STATISTICS

DATE	TEAM	GP	GS	ATT.	CMP.	PCT.	YDS	AVG.	TD	INT.	LG	SK	LST	RATE
2021	Bears	12	10	270	159	58.9	1,870	6.9	7	10	64	36	264	73.2
2022	Bears	15	15	318	192	60.4	2,242	7.1	17	11	56	55	359	85.2
TOTALS		27	25	588	351	59.7	4,112	7.0	24	21	64	91	623	79.7

JUSTIN FIELDS' NFL REGULAR SEASON RUSHING STATISTICS

DATE	TEAM	NO.	YDS.	AVG.	LG	TD
2021	Bears	72	420	5.8	23	2
2022	Bears	160	1,143	7.1	67t	8
TOTALS		232	1,563	6.7	67T	10

JUSTIN FIELDS' NFL REGULAR SEASON PASSING/RUSHING STATISTICS

DATE	TEAM	GP	GS	PASSING											RUSHING				
				ATT.	CMP.	PCT.	YDS	AVG.	TD	INT.	LG	SK	LST	RATE	NO.	YDS.	AVG.	LG	TD
2021	Bears	12	10	270	159	58.9	1,870	6.9	7	10	64	36	264	73.2	72	420	5.8	23	2
2022	Bears	15	15	318	192	60.4	2,242	7.1	17	11	56	55	359	85.2	160	1,143	7.1	67t	8
TOTALS		27	25	588	351	59.7	4,112	7.0	24	21	64	91	623	79.7	232	1,563	6.7	67T	10

SINGLE-GAME HIGHS: QUARTERBACK

Pass Attempts 39 vs. Minnesota Vikings, Dec 20, 2021
Pass Completions 26 vs. Minnesota Vikings, Dec 20, 2021
Yards Passing 291 at Pittsburgh Steelers, Nov 08, 2021
TD Passes 3 vs. Miami Dolphins, Nov 06, 2022
Long Passes 64 vs. Detroit Lions, Oct 03, 2021
Completion Percentage 80.0 vs. Green Bay Packers, Dec 04, 2022

Passer Rating 120.0 at Dallas Cowboys, Oct 30, 2022
Rush Attempts 18 at Atlanta Falcons, Nov 20, 2022
Rushing Yards 178 vs. Miami Dolphins, Nov 06, 2022
Rushing Average 13.2 at Detroit Lions, Jan 01, 2023
Longest Runs 67t vs. Detroit Lions, Nov 13, 2022
Rushing TDs 2 vs. Detroit Lions, Nov 13, 2022



Isaiah
FORD

32

Ht: 6-2
DOB: 2/9/96
Bears Season: 1
Acquired: FA '23

Wt: 201
College: Virginia Tech
NFL Season: 5

WIDE RECEIVER

CAREER: Appeared in 32 games with three starts over four seasons...Totaled 63 receptions for 681 yards and two touchdowns with one carry for 11 yards and one kick return for three yards...Spent time with the Dolphins and Patriots before arriving in Chicago.

2021 SEASON (DOLPHINS): Appeared in 13 games with two starts...Registered 12 catches for 161 yards with two touchdowns...Made season debut in Week 5 vs. Buccaneers and played in every game for the rest of the season...Recorded first career touchdown in Week 7 vs. Falcons.

2020 SEASON (DOLPHINS/PATRIOTS/DOLPHINS): Played in 10 games with the Dolphins...Made first career start in Week 17 vs. Bills...Totaled 28 catches for 276 yards...(11/3) Was traded to the Patriots for a conditional 2022 (12/5) Was waived by Patriots...(12/14) Signed to Dolphins practice squad.

2019 SEASON (DOLPHINS): Appeared in eight games...Recorded 23 catches for 244 yards and one carry for 11 yards...Returned one kick for six yards...Made first career catch in Week 4 vs. Chargers.

2018 SEASON (DOLPHINS): Made NFL debut in Week 13 vs. Bills.

TRANSACTIONS:

(05/05/17): Signed/draft choice with the Miami Dolphins (four-year contract through 2020)

(08/18/17): Cut by Dolphins

(09/01/18): Cut by Dolphins

(09/02/18): Signed to Dolphins' practice squad

(08/31/19): Cut by Dolphins

(09/01/19): Signed to Dolphins' practice squad

(10/30/19): Cut by Dolphins

(11/01/19): Signed to Dolphins' practice squad

(04/17/20): Signed with Dolphins (one-year contract through 2020)

(08/31/19): Cut by Dolphins

(11/03/20): Traded to Patriots (for 2022 conditional sixth-round pick)

(12/05/20): Cut by Patriots

(12/14/20): Signed to Dolphins' practice squad

(03/17/21): Declared free agent

(07/16/21): Signed with Dolphins

(08/24/21): Cut by Dolphins

(09/06/21): Signed to Dolphins' practice squad

(03/16/22): Declared free agent

(07/26/22): Signed with Colts

(08/16/22): Cut by Colts

(07/25/23): Signed with Bears

COLLEGE: Played in all 13 games with 11 starts and had 56 receptions for 709 yards and six touchdowns as a true freshman...Was named first-team All-ACC and set Virginia Tech single-season records for receptions and touchdowns as a sophomore...Named second-team All-ACC following junior season after recording 73 receptions for 1,038 yards and seven touchdowns.

PERSONAL: Played for Coach Verlon Dorminey at Trinity Catholic...A first-team Class 3A all-state selection as a wide receiver his senior season...Named first-team All-First Coast by The Jacksonville Times-Union after his senior season...Had 717 yards receiving and 12 touchdowns as a senior...Also rushed for 201 yards and four touchdowns and passed for a touchdown...A member of the Times-Union Super 24 Team...Rated as the No. 54 player in the state of Florida by the Orlando Sentinel...Listed as the No. 67 wide receiver in the nation and the No. 68 prospect in Florida by Rivals...Ranked as the No. 196 player in the country, the No. 30 wide receiver in the country and the No. 25 player in his state by 247Sports...Also played basketball, averaging 37 points per game as a senior...Scored 59 points in one game...Was named first-team All-First Coast and scored over 1,500 career points...Born 2/9/96 in Jacksonville, FL...Son of Aaron Ford and Jocelyn Grissett...Has two older siblings: Delvron and Jamell...Majored in university studies.

REGULAR SEASON COMPARISON: RECEIVING - TENNESSEE TITANS

DATE	OPP	W/L	GP/GS	REC	YDS.	AVG.	TD	LG	TGTS	YAC
1/2/22	MIA @ TEN	L	S	1	0	0.0	0	0	2	3
TOTALS		0/1	1/1	1	0	0.0	0	0	2	3

ISAIAH FORD'S NFL REGULAR SEASON RUSHING/RECEIVING STATISTICS

DATE	TEAM	GP	GS	RECEIVING					RUSHING				
				NO.	YDS.	AVG.	LG	TD	NO.	YDS.	AVG.	LG	TD
2017	Dolphins	0	0	0	0	0.0	0	0	0	0	0.0	0	0
2018	Dolphins	1	0	0	0	0.0	0	0	0	0	0.0	0	0
2019	Dolphins	8	0	23	244	10.6	28	0	1	11	11.0	11	0
2020	Dolphins	8	1	28	276	9.9	18	0	0	0	0.0	0	0
Went from Miami to New England.													
2020	Patriots	1	0	0	0	0.0	0	0	0	0	0.0	0	0
2020	TOTAL	9	1	28	276	9.9	18	0	0	0	0.0	0	0
2021	Dolphins	13	2	12	161	13.4	52	2	0	0	0.0	0	0
2022	Colts	0	0	0	0	0.0	0	0	0	0	0.0	0	0
NFL TOTALS		31	3	63	681	10.8	52	2	1	11	11.0	11	0

ISAIAH FORD'S NFL REGULAR SEASON RETURN STATISTICS

DATE	TEAM	KICKOFF RETURNS					PUNT RETURNS					
		RET.	YDS.	AVG.	LG	TD	NO.	FC	YDS.	AVG.	LG	TD
2017	Dolphins	0	0	0.0	0	0	0	0	0	0.0	0	0
2018	Dolphins	0	0	0.0	0	0	0	0	0	0.0	0	0
2019	Dolphins	1	6	6.0	6	0	0	0	0	0.0	0	0
2020	Dolphins	0	0	0.0	0	0	0	0	0	0.0	0	0
Went from Miami to New England.												
2020	Patriots	0	0	0.0	0	0	0	0	0	0.0	0	0
2020	TOTAL	0	0	0.0	0	0	0	0	0	0.0	0	0
2021	Dolphins	0	0	0.0	0	0	0	0	0	0.0	0	0
2022	Colts	0	0	0.0	0	0	0	0	0	0.0	0	0
NFL TOTALS		1	6	6.0	6	0	0	0	0	0.0	0	0

SINGLE-GAME HIGHS: RUSHING/RECEIVING

Rush Attempts
Rushing Yards
Longest Runs
Receptions

1 at New England Patriots, Dec 29, 2019
 11 at New England Patriots, Dec 29, 2019
 11 at New England Patriots, Dec 29, 2019
 7 vs. Buffalo Bills, Sep 20, 2020
 ...1 more at 7.

Receiving Yards
Receiving Average
Longest Receptions

92 at New York Jets, Dec 08, 2019
 21.0 vs. Baltimore Ravens, Nov 11, 2021
 52 vs. Baltimore Ravens, Nov 11, 2021


Receiving TDs

1 vs. New York Giants, Dec 05, 2021
 ...1 more at 1.

All-Purpose Yards
Kickoff Returns
Kickoff Return Yards
Longest Kickoff Return
Most TDs

92 at New York Jets, Dec 08, 2019
 1 vs. Cincinnati Bengals, Dec 22, 2019
 6 vs. Cincinnati Bengals, Dec 22, 2019
 6 vs. Cincinnati Bengals, Dec 22, 2019
 1 vs. New York Giants, Dec 05, 2021
 ...1 more at 1.
 1 vs. Carolina Panthers, Nov 28, 2021
 ...1 more at 1.

Miscellaneous Tackles



D'onta
FOREMAN
(dee-oh-tay)

21

Ht: 6-1

DOB: 4/24/96

Bears Season: 1

Acquired: UFA-23

Wt: 236

College: Texas

RUNNING BACK

PRO CAREER: Has played in 43 career games with 13 starts as a member of the Texans, Titans and Panthers, recording 1,901 rushing yards and 10 rushing touchdowns ... He also has hauled in 23 receptions for 265 yards (11.5 avg.) and two touchdowns ... Has appeared in two postseason contests with the Texans (2018) and Titans (2021).

2022 SEASON (PANTHERS): Played in all 17 games for the Panthers (nine starts), recording a career-high 914 rushing yards on 203 carries and five touchdowns ... He also hauled in five receptions for 26 yards.

2021 SEASON (TITANS): Played in nine games (three starts), recording 203 carries for 566 rushing yards and three touchdowns... he also logged nine receptions for 123 yards.

2020 SEASON (TITANS): Appeared in six games, rushing for 95 yards on 22 attempts ... He also recorded one receiving touchdown for five yards during Week 10 vs. Indianapolis.

2018 SEASON (TEXANS): Appeared in one contest ... Finished with two receptions for 28 yards (14.0 avg.) and one touchdown and rushed seven times for -1 yards (-1.0 avg.) in one game in 2018 ... Placed on the Reserve/Physically Unable to Perform list on Sept. 1 ... Activated off the Reserve/Physically Unable to Perform list on Dec. 4, 2018 ... Inactive Weeks 14-15 ... Caught two passes for 28 yards (14.0 avg.) and his first-career touchdown reception in his season debut at Philadelphia ... Recorded one rush for three yards (3.0 avg.) in his postseason debut in the Wild Card Round vs. Indianapolis.

2017 SEASON (TEXANS): Appeared in 10 games with one start as a rookie ... Rushed for 327 yards and two touchdowns on 78 carries, adding six receptions for 83 yards ... Recorded one carry for four yards in his NFL debut vs. Jacksonville ... Carried 12 times for 40 yards and had a nine-yard rush at Cincinnati (9/14) ... Tallied eight rushing attempts for 25 yards and two receptions for 65 yards, totalling a team-high 90 yards of offense at New England ... Recorded a career-high 13 rushing attempts for 45 yards with a 16-yard rush vs. Tennessee ... Produced 34 rushing yards on four carries, including a 25-yard rush vs. Kansas City ... Registered 59 rushing yards, including a career-long 39-yard rush, on 12 carries vs. Cleveland ... Recorded a team-high 11 carries for 37 yards vs. Indianapolis ... Made the first start of his NFL career and recorded seven rushes for 18 yards at the Los Angeles Rams ... Tallied a career-high 65 rushing yards and scored the first two touchdowns of his NFL career vs. Arizona (11/9). Added a career-most three receptions for 15 yards to finish the game with 13 offensive touches for 80 yards and two touchdowns including a 34-yard touchdown run to seal the 31-21 victory late in the fourth quarter ... Placed on the Reserve/Injured list on Nov. 22.

TRANSACTIONS:

06/09/2017: Signed/draft choice by the Houston Texans (four-year contract through 2020)

08/04/2019: Released by the Texans

09/29/2020: Added to the Titans practice squad

11/06/2021: Activated from the Titans practice squad

03/16/2022: Signed by the Panthers (one-year contract through 2022)

03/16/2023: Signed by the Chicago Bears/UFA (one-year contract through 2023)

COLLEGE: Played three seasons (2014-16) at the University of Texas at Austin ... Played in 28 career games with 10 starts, all coming in 2016...Rushed for 2,782 yards in his career (ninth-most in school history) and 20 touchdowns ... Posted 15 career 100-yard rushing games, including a school-record 13 straight to end his Longhorns' career ... Was a 2016 consensus All-American, making him the first UT running back to earn those honors since Ricky Williams in 1998 ... Also a finalist for the Earl Campbell Tyler Rose Award ... Finished eighth in Heisman Trophy voting in 2016 ... Doak Walker Award (2016) ... Earl Campbell Tyler Rose Award (2016) ... First-team All-American by the Associated Press, Sporting News, Football Writers Association of America, American Football Coaches Association, ESPN.com, Sports Illustrated, FOX Sports, CBS Sports, Phil Steele and USA Today (2016) ... Walter Camp Football Foundation second-team All-American (2016) ... Heisman Trophy Candidate (8th - 2016) ... Recipient of the 2016 Doak Walker Award ... Named a consensus first-team All-American in 2016, making him the first UT running back to earn that distinction since Ricky Williams in 1998 ... Named a unanimous first-team All-Big 12 selection at running back by both the Big 12 Conference head coaches and the Associated Press in 2016 ... His 2,028 rushing yards in 2016 were second-most in school history and among the top 20 for most in a single-season in NCAA history ... Finished eighth in the Big 12 and led the team in rushing yards (681), while ranking seventh in the league in 100-yard games (four) as a sophomore in 2015.

PERSONAL: Played at Texas City (Texas) High School ... Four-time district honoree ... Rushed for 4,382 yards (8.2 avg.) and 61 touchdowns in his career ... Participated in the 2014 Semper Fidelis All-American Bowl ... Named second-team 4A All-State as a running back by the Associated Press in 2013 ... Shared District 24-4A MVP honors with his brother, Armani, in 2013 ... Ranked the No. 67 running back nationally and No. 143 player in Texas by 247Sports ... No. 6 athlete recruit in the state by Dave Campbell's Texas Football ... Rushed for 2,102 yards and 31 TDs on 202 carries (10.4 avg.) as a senior ... Recorded 22 tackles, including 12 tackles for loss and 5.0 sacks, five pressures, one interception and returned kickoffs ... Helped Texas City to a 12-1 record and an appearance in the 4A DII regional playoffs in 2011 ... Tabbed first-team All-District 24-4A as a running back and second-team as a linebacker in 2012 ... Rushed 112 times for 1,073 yards (9.6 avg.) and 18 touchdowns as a junior ... Twin brother, Armani, was a wide receiver for the Longhorns ... Member of the Big 12 Commissioner's Honor Roll (fall 2014).

D'ONTA FOREMAN'S NFL REGULAR SEASON RUSHING/RECEIVING STATISTICS

DATE	TEAM	GP	GS	RUSHING					RECEIVING				
				NO.	YDS.	AVG.	LG	TD	NO.	YDS.	AVG.	LG	TD
2017	Texans	10	1	78	327	4.2	39	2	6	83	13.8	34	0
2018	Texans	1	0	7	-1	-0.1	2	0	2	28	14.0	20t	1
2020	Titans	6	0	22	95	4.3	15	0	1	5	5.0	5t	1
2021	Falcons	0	0	0	0	0.0	0	0	0	0	0.0	0	0
Went from Atlanta to Tennessee.													
2021	Titans	9	3	133	566	4.3	35	3	9	123	13.7	39	0
2021	TOTAL	9	3	133	566	4.3	35	3	9	123	13.7	39	0
2022	Panthers	17	9	203	914	4.5	60	5	5	26	5.2	23	0
NFL TOTALS		43	13	443	1,901	4.3	60	10	23	265	11.5	39	2

D'ONTA FOREMAN'S NFL POSTSEASON RUSHING/RECEIVING STATISTICS

DATE	TEAM	GP	GS	RUSHING					RECEIVING				
				NO.	YDS.	AVG.	LG	TD	NO.	YDS.	AVG.	LG	TD
2018	Texans	1	0	1	3	3.0	3	0	0	0	0.0	0	0
2020	Titans	0	0	0	0	0.0	0	0	0	0	0.0	0	0
2021	Titans	1	0	4	66	16.5	45	0	0	0	0.0	0	0
NFL TOTALS		2	0	5	69	13.8	45	0	0	0	0.0	0	0

D'ONTA FOREMAN'S NFL REGULAR SEASON RETURN STATISTICS

DATE	TEAM	KICKOFF RETURNS					PUNT RETURNS					
		RET.	YDS.	AVG.	LG	TD	NO.	FC	YDS.	AVG.	LG	TD
2017	Texans	1	12	12.0	12	0	0	0	0	0.0	0	0
2018	Texans	0	0	0.0	0	0	0	0	0	0.0	0	0
2020	Titans	0	0	0.0	0	0	0	0	0	0.0	0	0
2021	Falcons	0	0	0.0	0	0	0	0	0	0.0	0	0
Went from Atlanta to Tennessee.												
2021	Titans	0	0	0.0	0	0	0	0	0	0.0	0	0
2021	TOTAL	0	0	0.0	0	0	0	0	0	0.0	0	0
2022	Panthers	0	0	0.0	0	0	0	0	0	0.0	0	0
NFL TOTALS		1	12	12.0	12	0	0	0	0	0.0	0	0

D'ONTA FOREMAN'S NFL POSTSEASON RETURN STATISTICS

DATE	TEAM	KICKOFF RETURNS					PUNT RETURNS					
		RET.	YDS.	AVG.	LG	TD	NO.	FC	YDS.	AVG.	LG	TD
2018	Texans	0	0	0.0	0	0	0	0	0	0.0	0	0
2020	Titans	0	0	0.0	0	0	0	0	0	0.0	0	0
2021	Titans	0	0	0.0	0	0	0	0	0	0.0	0	0
NFL TOTALS		0	0	0.0	0	0	0	0	0	0.0	0	0

SINGLE-GAME HIGHS: RUSHING/RECEIVING

Rush Attempts
Rushing Yards
Rushing Average

31 vs. Atlanta Falcons, Nov 10, 2022
 165 vs. Detroit Lions, Dec 24, 2022
 7.9 vs. Tampa Bay Buccaneers, Oct 23, 2022
 ...1 more at 7.9.

Longest Runs
Receptions
Receiving Yards
Receiving Average

60 vs. Tampa Bay Buccaneers, Oct 23, 2022
 3 at Atlanta Falcons, Oct 30, 2022
 3 vs. Arizona Cardinals, Nov 19, 2017
 65 at New England Patriots, Sep 24, 2017
 5.0 vs. Arizona Cardinals, Nov 19, 2017

Longest Receptions
Receiving TDs

39 vs. New Orleans Saints, Nov 14, 2021
 1 vs. Indianapolis Colts, Nov 12, 2020
 ...1 more at 1.

All-Purpose Yards
Kickoff Returns
Kickoff Return Yards
Longest Kickoff Return
Most TDs

165 vs. Detroit Lions, Dec 24, 2022
 1 vs. Arizona Cardinals, Nov 19, 2017
 12 vs. Arizona Cardinals, Nov 19, 2017
 12 vs. Arizona Cardinals, Nov 19, 2017
 3 at Atlanta Falcons, Oct 30, 2022

SINGLE-GAME HIGHS - POSTSEASON: RUSHING/RECEIVING

Rush Attempts
Rushing Yards


4 vs. Cincinnati Bengals, Jan 22, 2022
 66 vs. Cincinnati Bengals, Jan 22, 2022

Longest Runs
All-Purpose Yards

45 vs. Cincinnati Bengals, Jan 22, 2022
 66 vs. Cincinnati Bengals, Jan 22, 2022

100-YARD RUSHING GAMES (8): REGULAR SEASON

DATE	TEAM	ATT.	YDS.	AVG.	LG	TD
11/28/21	at Patriots	19	109	5.7	30	0
12/19/21	at Steelers	22	108	4.9	20	0
01/02/22	DOLPHINS	26	132	5.1	35	1
10/23/22	BUCCANEERS	15	118	7.9	60	0
10/30/22	at Falcons	26	118	4.5	16	3
11/10/22	FALCONS	31	130	4.2	23	1
11/27/22	BRONCOS	24	113	4.7	18	0
12/24/22	LIONS	21	165	7.9	38	1



Daurice
FOUNTAIN

82

Ht: 6-2
DOB: 12/22/95
Bears Season: 1
Acquired: FA-23

Wt: 210
College: Northern Iowa
NFL Season: 1

WIDE RECEIVER

PRO CAREER: Completed his fourth season in the NFL and first with the Bears in 2022... Has played in 8 career games ... His career totals include two receptions for 23 yards ... Originally drafted by the Indianapolis Colts in the fifth round (159th overall) of the 2018 NFL Draft ... Joined the Bears' practice squad on Oct. 26.

2022 SEASON (BEARS): Added to the Bears practice squad during Week 8 of the 2022 season.

2021 SEASON (CHIEFS): Appeared in two games with the Chiefs during the 2021 season.

2020 SEASON (COLTS): Appeared in 5 games in 2020 ... Recorded his first two NFL receptions against the Jets on 10/27, totaling 23 yards.

2019 SEASON (COLTS): Did not play in the 2019 season due to injury.

2018 SEASON (COLTS): Made his NFL debut with the Colts during the 2018 season, featuring in one game, a Week 14 win at Houston on 12/9.

TRANSACTIONS:

05/11/2018: Signed by the Colts/draft choice (four-year contract through 2021)

09/01/2018: Released by the Colts

09/02/2018: Added to Colts practice squad

01/11/2021: Released from Colts practice squad

10/12/2021: Signed with the Chiefs

10/14/2021: Added to Chiefs practice squad

10/25/2022: Released from the Chiefs practice squad

10/26/2022: Added to the Bears practice squad

COLLEGE: Played for four years at the University of Northern Iowa, where he played in 51 games (37 starts) with 2,077 yards on 150 receptions, while hauling in 23 touchdowns.

PERSONAL: Played football at James Madison Memorial High School for Mike Galindo ... Was named the 2014 Wisconsin State's Journal Male Athlete of the Year ... Named a 2-star recruit on YahooRivals.com and a 3-star recruit on 247Sports.com ... Helped his team to two state playoff appearances ... Was named a team captain as a senior ... earned first team All-State as a wide receiver and was voted to the All-region and Big 8 All-Conference teams in 2013 ... Was also named Big Eight Conference Player of the Year in 2013 ... Currently owns the longest kick return in Wisconsin State History (99 yards) ... Scored five touchdowns and had 300-plus yards against the best team in the state in 2013 ... Named an All-City defensive back and a second team Big 8 All-Conference honoree in 2012 ... Was also selected to the Big 8 All-Conference second team as a return specialist ... Also lettered in track and field and basketball ... Earned All-State first team in track in 2013 ... State record holder in the 110 meter hurdles and is the school record holder in the 110 hurdles and the long jump ... Was a state champion in the 110 hurdles and long jump in 2012...Son of Tenesha Fountain and Frederick Bailey ... Has two siblings, Devion Fountain and Frederick Bailey, Jr.

DAURICE FOUNTAIN'S NFL REGULAR SEASON RUSHING/RECEIVING STATISTICS

DATE	TEAM	GP	GS	RECEIVING					RUSHING				
				NO.	YDS.	AVG.	LG	TD	NO.	YDS.	AVG.	LG	TD
2018	Colts	1	0	0	0	0.0	0	0	0	0	0.0	0	0
2019	Colts	0	0	0	0	0.0	0	0	0	0	0.0	0	0
2020	Colts	5	0	2	23	11.5	12	0	0	0	0.0	0	0
2021	Chiefs	2	0	0	0	0.0	0	0	0	0	0.0	0	0
2022	Chiefs	0	0	0	0	0.0	0	0	0	0	0.0	0	0
				Went from Kansas City to Chicago.									
2022	Bears	0	0	0	0	0.0	0	0	0	0	0.0	0	0
2022	TOTAL	0	0	0	0	0.0	0	0	0	0	0.0	0	0
NFL TOTALS		8	0	2	23	11.5	12	0	0	0	0.0	0	0

DAURICE FOUNTAIN'S NFL POSTSEASON RUSHING/RECEIVING STATISTICS

DATE	TEAM	GP	GS	RECEIVING					RUSHING				
				NO.	YDS.	AVG.	LG	TD	NO.	YDS.	AVG.	LG	TD
2018	Colts	2	0	0	0	0.0	0	0	0	0	0.0	0	0
2020	Colts	0	0	0	0	0.0	0	0	0	0	0.0	0	0
2021	Chiefs	3	0	0	0	0.0	0	0	0	0	0.0	0	0
NFL TOTALS		5	0	0	0	0.0	0	0	0	0	0.0	0	0

DAURICE FOUNTAIN'S NFL REGULAR SEASON RETURN STATISTICS

DATE	TEAM	KICKOFF RETURNS					PUNT RETURNS					
		RET.	YDS.	AVG.	LG	TD	NO.	FC	YDS.	AVG.	LG	TD
2018	Colts	0	0	0.0	0	0	0	0	0	0.0	0	0
2019	Colts	0	0	0.0	0	0	0	0	0	0.0	0	0
2020	Colts	0	0	0.0	0	0	0	0	0	0.0	0	0
2021	Chiefs	0	0	0.0	0	0	0	0	0	0.0	0	0
2022	Chiefs	0	0	0.0	0	0	0	0	0	0.0	0	0
Went from Kansas City to Chicago.												
2022	Bears	0	0	0.0	0	0	0	0	0	0.0	0	0
2022	TOTAL	0	0	0.0	0	0	0	0	0	0.0	0	0
NFL TOTALS		0	0	0.0	0	0	0	0	0	0.0	0	0

DAURICE FOUNTAIN'S NFL POSTSEASON RETURN STATISTICS

DATE	TEAM	KICKOFF RETURNS					PUNT RETURNS					
		RET.	YDS.	AVG.	LG	TD	NO.	FC	YDS.	AVG.	LG	TD
2018	Colts	0	0	0.0	0	0	0	0	0	0.0	0	0
2020	Colts	0	0	0.0	0	0	0	0	0	0.0	0	0
2021	Chiefs	0	0	0.0	0	0	0	0	0	0.0	0	0
NFL TOTALS		0	0	0.0	0	0	0	0	0	0.0	0	0

SINGLE-GAME HIGHS: RECEIVING

Receptions 2 vs. New York Jets, Sep 27, 2020
Receiving Yards 23 vs. New York Jets, Sep 27, 2020
Longest Receptions 12 vs. New York Jets, Sep 27, 2020

All-Purpose Yards 23 vs. New York Jets, Sep 27, 2020
Special Teams Tackles 1 vs. Dallas Cowboys, Nov 21, 2021

SINGLE-GAME HIGHS - POSTSEASON: RUSHING/RECEIVING

Special Teams Tackles 1 vs. Buffalo Bills, Jan 23, 2022



Trenton
GILL
16

Ht: 6-4
DOB: 1/1/99
Bears Season: 2
Acquired: D7c-22

Wt: 219
College: North Carolina Sta
NFL Season: 2

PUNTER

PRO CAREER: Selected by the Bears in the seventh round of the 2022 NFL Draft (No. 255 overall) ... Finished his rookie campaign having appeared in all 17 games of the 2022 season and averaging a net punting average of 40.3 yards per punt.

2022 SEASON (BEARS): Played in all 17 games during the 2022 season ... Featured in his first NFL game in Week 1 vs. San Francisco, punting six times for a total of 277 yards, with one touchback and one punt downed inside the 20-yard line ... Punted four times in Week 2 at Green Bay, his longest traveling 57 yards ... Had four punts in the Bears Week 3 win vs. Houston, including one punt landing inside the 20-yard line ... Matched a then career-long 58-yard punt in Week 4 at New York while also placing three punts inside the 20-yard line, the most he's had in a game so far ... Punted twice at Minnesota in Week 5 ... Had four punts in Week 6 vs. Washington, one of which was downed inside the 20-yard line ... Punted twice in the Week 7 win against the Patriots, pinning one inside the 20-yard line ... Had a career-high 62-yard punt in Week 8 at Dallas ... Averaged 50.8 yards and 47 net yards on four punts ... Punted twice for 83 yards in Week 9 vs. Miami ... Logged three punts vs. Detroit in Week 10, averaging 43.0 yards and having one punt downed inside the 20-yard line ... Punted for 160 yards, including one inside the 20-yard line in Week 11 at Atlanta ... Had five punts for 244 total yards against the Jets in Week 12, including a 61-yard punt ... Punted six times against the Eagles in Week 15, including a 56-yard punt that pinned the Eagles inside their own five-yard line ... Had one of the best punts of his rookie season in Week 16, traveling 63 yards to be downed at the Bills' five yard line ... Punted seven times at Detroit in Week 17, three of which landed inside the 20-yard line ... Punted three times vs. Minnesota in Week 18, with two punts landing inside the 20-yard line ... Gill finished the season with a net punting average of 40.3 yards per punt, which is the third-best single-season average by a Bears punter in franchise history.

TRANSACTIONS:

04/30/2022: Drafted by the Bears in the seventh round of the 2022 NFL Draft (No. 255 overall)

05/06/2022: Signed by the Bears/draft choice (four-year contract through 2025)

COLLEGE: Left NC State as the school's career leader in punt average with a 46.3 mark in 2021 - the second-best mark among returning ACC players ... Ranks 12th in school history in career punting yards with 4,997 ... 2020: tied for third in the ACC with a 44.9 ypp average - the fifth best single-season mark in school history ... Averaged a career-high 54.7 yards on three punts at UNC ... Named to the Academic All-ACC team ... Named to the AFCA AllState Good Works Team for 2020 ... 2019: Set the Wolfpack single-season mark with a 47.6 ypp average ... 2,663 punt yards was the No. 11 single-season mark in school history ... Led the ACC with that average, third in the FBS ... Third-team All-ACC choice ... Co-recipient of the team's Alpha Rising Award - given to the player who makes exceptional improvement ... Averaged 52.2 yards on five punts vs. Clemson - the eighth-best single-game average in school history ... His 54-yard average (on just two punts) against Louisville was the No. 4 mark ever by a Pack punter ... Also had a 50+ mark against Ball State - that 51.0 average ranks 13th in school history ... Six of his seven KOS in the win over Ball State - 26/50 for the season - resulted in touchbacks ... Former walk-on who earned a scholarship prior to the season starting ... Earned the starting punter job in preseason camp.

PERSONAL: A Hillsborough, N.C., native, was the placekicker/punter at Cedar Ridge High School (N.C.) ... Also played high school soccer and tennis ... Named all-state in soccer ... Made 8-of-12 field goals and 41-of-44 extra points, all three misses were blocked. 48 of his 61 kickoffs went for a touchback ... Named conference's kicker/punter of the year as a senior and was an all-area honoree ... A two-time all-conference selection.

TRENTON GILL'S NFL REGULAR SEASON PUNTING STATISTICS

DATE	TEAM	GP	NO.	YDS.	AVG.	OPP. RET.	YDS.	NET YDS.	AVG.	TB	IN20	LG	BK
2022	Bears	17	66	3,038	46.0	31	281	2,697	40.3	3	20	63	1
NFL TOTALS		17	66	3,038	46.0	31	281	2,697	40.3	3	20	63	1

SINGLE-GAME HIGHS: PUNTER

Punts 7 at Detroit Lions, Jan 01, 2023
Gross Punting Yards 321 at Detroit Lions, Jan 01, 2023
Gross Punting Avg 52.8 at New York Giants, Oct 02, 2023
Net Punting Yards 305 at Detroit Lions, Jan 01, 2023

Net Punting Avg
Longest Punts
Inside the 20

51.8 at New York Giants, Oct 02, 2022
63 vs. Buffalo Bills, Dec 24, 2022
3 at Detroit Lions, Jan 01, 2023
...2 more at 3.



Trevis
GIPSON

99

Ht: 6-4
DOB: 6/13/97
Bears Season: 4
Acquired: D5a-20

Wt: 263
College: Tulsa
NFL Season: 4

DEFENSIVE END

PRO CAREER: Enters his third season with the Bears in 2022 ... Selected in the fifth round of the 2020 NFL Draft (155th overall) by the Bears ... Has played in 40 career games with 19 starts, totaling 72 tackles (41 solo), 21 QBH, five forced fumbles and 10.0 sacks in his first three seasons with the Bears ... Gipson's five forced fumbles in the 2021 season match the second-most by any Bears defender since the start of the 2013 season, trailing only Khalil Mack's 2018 season (6) and tying Mack's 2019 campaign.

2022 SEASON (BEARS): Played in every game this season ... Saw game action on both defense and special teams in the Week 1 victory vs. San Francisco, finishing the contest with three solo tackles, one QBH and one pass defended ... Matched a game-high two sacks in Week 2 at Green Bay while also logging four total tackles (two solo), two tackles-for-loss and three QBH ... His performance at Green Bay marks Gipson's second-career multi-sack performance (Jan. 2, 2022 vs. NYG) and his three QBH are the most he's had in a game in his career ... Got on the stat sheet with two tackles (one solo) at New York in Week 4 ... Finished with a pair of combined tackles in Week 5 at Minnesota, one of which was for a loss ... He also had one pass defended and led the team with two QBH ... Played 25 snaps on defense against Washington in Week 6 ... Registered one pass deflection against the Patriots in Week 7 ... Finished Week 8 at Dallas with two combined tackles and one QBH ... Had a pair of combined tackles (one solo) against the Dolphins in Week 9 ... Started at defensive end against the Lions in Week 10, registering two combined tackles (one solo) ... Started and logged a tackle at the Falcons in Week 11 ... Had one combined tackle against the Jets in Week 12 ... Registered two combined tackles (one solo) against the Packers in Week 13 ... Had three combined tackles (one solo) against the Eagles in Week 15 ... Recorded a pair of solo tackles against Buffalo in Week 16 ... Recorded the 10th sack of his career against the Lions in Week 17 ... Compiled four total tackles (two solo) with one QBH against the Vikings in Week 18.

2021 SEASON (BEARS): Played in 16 games, with nine starts ... Season totals include, 37 tackles and 7.0 sacks on the season ... Recorded his first PD in Week 3 at the Browns ... Logged his first career sack in Week 4 vs. the Lions, dropping QB Jared Goff for a loss of 10 yards in the fourth quarter ... He also had three tackles, two TFL, one QBH, one PD and one FF ... Logged a sack for the second-straight week, dropping Raiders quarterback Derek Carr for a loss of eight yards; he also had two tackles and one QBH in the Week 5 win at Las Vegas ... Recorded a season-high four tackles Week 8 vs. the 49ers ... Recorded a career-high five tackles Week 11, including two TFLs and 1.0 sack, dropping Ravens QB Tyler Huntley for a loss of 12 yards ... Forced and recovered a fumble in the Week 12 win at the Lions, knocking a loose ball from QB Jared Goff's hands late in the second quarter (2:28) ... Notched four tackles (two solo) vs. the Cardinals Week 13 ... Recorded his fourth sack of the season late in the third quarter (1:32) in the Week 14 contest at the Packers, dropping QB Aaron Rodgers for one yard ... Logged 0.5 sacks on Seahawks QB Russell Wilson and three tackles and one QBH in the Week 16 win at Seattle ... Was credited with two strip-sacks on Giants quarterback Mike Glennon, marking the first multi-sack game of his career in the Week 17 win vs. New York ... Logged four tackles, one TFL, 0.5 sacks and his fifth forced fumble of the season in the Week 18 contest at Minnesota.

2020 SEASON (BEARS): Played in seven games in his rookie season, recording four tackles and three QBH ... Recorded two tackles and one QBH in the Week 15 win at the Vikings; had one tackle and one QBH in Week 17 vs. the Packers ... Inactive in Weeks 2-3 and 5-12; inactive for the Wild Card playoff game at the Saints.

TRANSACTIONS:

04/25/2020: Drafted by the Bears (four-year contract through 2023)

COLLEGE: A four-year letterwinner and two-year starter, played in 49 career games and had 24 career starts ... Completed his career with 114 tackles, 25.5 TFLs for minus-114 yards, 13 sacks for minus-82 yards and 8 forced fumbles ... Played in all 12 games and had 11 starts in 2019, earning first-team all-conference honors ... Had 49 tackles, 15 TFLs for minus-72 yards, 8.0 sacks for minus-52 yards, 6 QB hurries and 2 forced fumbles ... Had season-highs of 7 tackles and 3.5 TFLs for -13 yards vs. Houston ... Played and started all 12 games as a junior in 2018, ranking second in the nation with five forced fumbles ... Had 46 tackles, 9 TFLs for minus-30 yards, four sacks for minus-20 yards, five FF, three QB hurries and one pass break-up in 12 starts ... Had a career-best seven tackles at Texas; tied his career-high of seven tackles and added 3.5 TFLs for minus-15 yards, 2.0 sacks for minus-14 yards and two FF vs. SMU ... Played in all 12 games as a sophomore in 2017, received his first career start vs. New Mexico; recorded 11 stops, one PBU and one forced fumble that season ... Played in all 13 games in 2016 as a freshman and had eight tackles, played mostly on special teams.

PERSONAL: Was a three-year defensive starter; played his senior season at Cedar Hill High School (Texas) and his junior and sophomore seasons at Richardson Berkner High School ... Helped lead his prep team to the Class 6A state title ... Named to the Dallas Morning News top-100 for the Dallas-area, coming in rated No. 91, as a senior ... High school coach at Cedar Hill High School was Joey McGuire ... Has three siblings; brother, Thomas, plays professional basketball in Finland ... Parents are Thomas and Cassandra Gipson; Mother ran track at North Texas and his Dad played basketball at Texas.

TREVIS GIPSON'S NFL REGULAR SEASON DEFENSIVE STATISTICS

DATE	TEAM	GP	TACKLES										INTERCEPTIONS				O. FUMB				ST				MISC			
			GS	TK	S	A	TFL	YDS	SK	YDS	QBH	QB	NO	YDS	LG	TD	PD	FF	FR	TD	YDS	FF	S	A	FF	FR	S	A
2020	Bears	7	0	4	1	3	0	0	0.0	0.0	3	0	0	0	0	0	0	0	0	0	0	1	0	1	0	0	0	0
2021	Bears	16	9	37	23	14	7	37	7.0	53.5	7	0	0	0	0	2	5	1	0	0	2	0	2	0	0	0	0	
2022	Bears	17	10	31	17	14	4	25	3.0	21.0	11	0	0	0	3	0	0	0	0	0	0	0	0	0	0	0	0	
NFL TOTALS		40	19	72	41	31	11	62	10.0	74.5	21	0	0	0	5	5	1	0	0	0	3	0	3	0	0	0	0	

TREVIS GIPSON'S NFL POSTSEASON DEFENSIVE STATISTICS

DATE	TEAM	GP	GS	TACKLES								INTERCEPTIONS					O. FUMB			ST				MISC									
				TK	S	A	TFL	YDS	SK	YDS	QBH	NO	YDS	LG	TD	PD	FF	FR	TD	YDS	TK	S	A	FF	FR	S	A						
2020	Bears	0	0	0	0	0	0	0	0	0.0	0.0	0	0	0	0	0	0	0	0	0	0	0	0	0	0	0	0	0	0	0	0	0	0
NFL TOTALS		0	0	0	0	0	0	0	0	0.0	0.0	0	0	0	0	0	0	0	0	0	0	0	0	0	0	0	0	0	0	0	0	0	

SINGLE-GAME HIGHS: DEFENSIVE

Total Tackles

5 vs. Baltimore Ravens, Nov 21, 2021

Solo Tackles

4 vs. Baltimore Ravens, Nov 21, 2021

Sacks

2.0 at Green Bay Packers, Sep 18, 2022
...1 more at 2.0.

Passes Defensed

1 vs. San Francisco 49ers, Sep 11, 2022
...2 more at 1.

Forced Fumbles

2 vs. New York Giants, Jan 02, 2022

Fumble Recoveries


1 at Detroit Lions, Nov 25, 2021

Tackles For Loss

2 at Green Bay Packers, Sep 18, 2022
...2 more at 2.

Special Teams Tackles

1 at Las Vegas Raiders, Oct 10, 2021
...2 more at 1.



Kyler
GORDON

6

Ht: 6-0
DOB: 12/17/99
Bears Season: 2
Acquired: D2a-22

Wt: 200
College: Washington
NFL Season: 2

DEFENSIVE BACK

PRO CAREER: Selected by the Bears in the second round of the 2022 NFL Draft (39th overall) ... During his 2022 rookie season, Gordon totaled 71 tackles (55 solo), six PDS, two TFL, one forced fumble and three interceptions.

2022 SEASON (BEARS): Started and played in 14 games during his rookie campaign ... Started as a rookie Week 1 vs. San Francisco, notching a win in his first NFL game, ranked second in solo tackles (six), including one tackle for loss ... Registered six tackles (three solo) and one pass defended in Week 2 at Green Bay ... Notched four tackles (two solo) and one pass defended in the Bears' Week 3 win over Houston ... Recorded five combined tackles (three solo) at New York in Week 4 ... Also had a forced fumble which was recovered by New York ... Compiled a career-best 10 total tackles (eight solo) in Week 5 at Minnesota ... Also blocked Minnesota kicker Greg Joseph's 51-yard field goal attempt with 7:38 to go in the third quarter ... It was Chicago's first blocked field goal of the season and their first field goal block since Oct. 26, 2020, vs. Los Angeles when Roy Robertson-Harris blocked Rams K Sam Sloman's 48-yard attempt ... Started at corner in Week 6 vs. Washington, finishing with six tackles (five solo) and one pass defended ... Recorded his first career interception in Week 7 against the Patriots ... Was the Bears third interception and fourth takeaway, snagging the Bailey Zappe pass with 2:52 left in the fourth quarter ... He and teammate Jaquan Brisker became the first pair of Bears rookies to record an interception in the same game since David Bass and Jon Bostic did so on Nov. 17, 2013 vs. Baltimore ... Recorded three solo tackles at Dallas in Week 8 ... Led the team in tackling in Week 9 vs. Miami, finishing with eight combined tackles (seven solo) ... Started at defensive back against the Lions in Week 10 and played every snap ... Returned to the lineup in Week 15 vs. the Eagles and had four combined tackles (three solo), an interception, a fumble recovery and one pass defended ... Intercepted Jalen Hurts with 7:26 remaining in the first quarter ... Later scooped up a fumble forced by Mike Pennel Jr. to give him his second takeaway of the game ... It's the first time a Bears player has had an interception and fumble recovery in the same game since Roquan Smith did so at Jacksonville on Dec. 27, 2020 ... He's also the fourth Bears rookie with such a performance, with the last player being Eddie Jackson, who did so twice during his 2017 rookie campaign ... Forced the first takeaway of the game in Week 16 vs. Buffalo, picking off Josh Allen with 13:10 remaining in the second quarter. It's Gordon's second straight game with a pick, and his third on the season ... That is tied for third-most among all rookies. In addition to the interception, Gordon had five solo tackles and one PD ... Gordon is the fourth Bears defensive back since the start of the 2000 season to log interceptions in consecutive games of his rookie season ... He joins Charles Tillman (2003), Nathan Vasher (2004) and Kyle Fuller (2014) ... Recorded seven total tackles (six solo) at Detroit in Week 17.

TRANSACTIONS:

04/29/2022: Selected by the Bears in the second round of the 2022 NFL Draft (39th overall).

COLLEGE: Played in 33 career games with 98 tackles, two interceptions and 12 passes defended ... named to the All-Pac-12 first team in 2021 ... started all 12 games in 2021 ... recorded two stops and a pass break-up at Michigan in 2021 ... earned the UW coaches' defensive player of the game for the win over Cal, when he recorded two interceptions, along with a game-high 10 total tackles ... two tackles and two pass break-ups at Oregon State ... three tackles vs. UCLA and also in the victory at Arizona ... won the Husky Excellence Award at the UW's postseason awards banquet ... earned All-Pac-12 honorable mention honors in 2020 ... played all four games, starting one ... named the team's Special Teams MVP for the second year in a row ... played in all 13 games, starting four in 2019 ... honorable mention All-Pac-12 selection ... named to the Pac-12 Academic Honor Roll ... started each of the first three games of the season ... played in four games as a true freshman in 2018, thus preserving a redshirt season under the new NCAA rules ... saw his first action of the 2018 season in the game at Oregon (week seven) ... also played in the Huskies' win over Stanford, notching two tackles ... also played in the Apple Cup win at WSU and against Utah in the Pac-12 Championship Game.

PERSONAL: A standout, all-purpose player for four years at Archbishop Murphy High School in Everett, Wash. ... Associated Press 2A all-state both as a defensive back and as an all-purpose player ... as a senior, rushed for 517 yards on just 40 carries, caught 32 passes for 841 yards, threw an 88-yard touchdown pass and totaled 44 tackles and five interceptions ... averaged 19 yards per touch on offense ... named the Offensive MVP of the Cascade Conference, as well as first-team all-league at defensive back ... also Everett Herald all-area first-team as a multipurpose player on offense and also as a defensive back ... led the Wildcats to an 11-2 overall record and the semifinals of the state 2A playoffs as a senior in 2017 ... as a junior in 2016, Archbishop Murphy went 14-0 and won the 2A state championship ... had 802 receiving yards and 31 tackles and four interceptions as a junior, when he made the Seattle Times all-state (all levels) team ... also earned Everett Herald all-area first-team on both offense and defense, and first-team All-Cascade Conference as both a wide receiver and a defensive back in 2016 ... as a sophomore, helped lead the Wildcats to a 12-1 record as they outscored opponents 585-92 on the season ... had seven interceptions as a sophomore, earning first-team All-Cascade Conference at DB and WR ... played on the varsity as a freshman, when the team went 7-3 ... listed as the No. 102 overall prospect and No. 20 cornerback in the nation by 247sports.com ... ranked as the No. 25 cornerback in the country by rivals.com ... also played basketball ... played for coach Jerry Jensen, a former standout linebacker at UW.


KYLER GORDON'S NFL REGULAR SEASON DEFENSIVE STATISTICS

DATE	TEAM	GP	TACKLES							INTERCEPTIONS							O. FUMB				ST			MISC			
			GS	TK	S	A	TFL	YDS	SK	YDS	QBH	NO	YDS	LG	TD	PD	FF	FR	TD	YDS	TK	S	A	FF	FR	S	A
2022	Bears	14	14	71	55	16	2	4	0.0	0.0	0	3	78	42	0	6	1	1	0	12	0	0	0	0	0	0	0
NFL TOTALS		14	14	71	55	16	2	4	0.0	0.0	0	3	78	42	0	6	1	1	0	12	0	0	0	0	0	0	0

SINGLE-GAME HIGHS: DEFENSIVE

Total Tackles 10 at Minnesota Vikings, Oct 09, 2022
Solo Tackles 8 at Minnesota Vikings, Oct 09, 2022
Passes Defensed 1 vs. Buffalo Bills, Dec 24, 2022
 ...5 more at 1.
Forced Fumbles 1 at New York Giants, Oct 02, 2022

Fumble Recoveries 1 vs. Philadelphia Eagles, Dec 18, 2022
Tackles For Loss 1 at Atlanta Falcons, Nov 20, 2022
 ...1 more at 1.
Interceptions 1 vs. Buffalo Bills, Dec 24, 2022
 ...2 more at 1.
Interception Return Yards 42 at New England Patriots, Oct 24, 2022



Rasheem
GREEN

94

Ht: 6-4 **Wt:** 279
DOB: 5/15/97 **College:** USC
Bears Season: 1 **NFL Season:** 6
Acquired: UFA-23

DEFENSIVE END

PRO CAREER: Spent time with the Seahawks (2018-21) and Texans (2022), before joining the Bears in 2023 ... Has competed in 69 games (29 starts), notching 83 tackles, 17.0 sacks, 8 Pds, 35 QBH, 17 TFL, 3 FF and 2 FR across his first five seasons in the league ... In 2021 with Seattle, he started in all but one contest, and recorded a career-high 6.5 sacks, 4 PD, 15 QBH and 6 TFL throughout the season. He also tied a career-high 27 tackles.

2022 SEASON (TEXANS): Competed in 16 games (five starts), logging 42 tackles, 3.5 sacks, two passes defended, eight QBH and five TFL ... Recorded a season-high seven tackles at Chicago during Week 3 ... Notched 1.5 sacks at Denver in Week 1, along with five tackles, two QBH and one TFL.

2021 SEASON (SEAHAWKS): Appeared in 17 games (16 starts) ... totaling a career-high 48 tackles, 6.5 sacks, four passes defended, 15 QBH and six TFL ... Established a career-high with 6.5 sacks ... Recorded 2.0 sacks vs. Chicago, his second-straight week with a sack ... Registered 1.0 sack and had five tackles vs. the Rams ... Blocked an extra point and returned it for a two-point conversion vs. Washington, it was Seattle's first blocked extra point since 9/27/20 (Tre Flowers vs. Dallas). Per ESPN stats & Info, it was the NFL's first defensive conversion since 2019 and 11th overall since 2015. Green is the first player to block, recover and score on the return ... Had 1.0 sack and two QB hits vs. Green Bay ... Tied career high with six tackles (5 solo) vs. the Rams.

2020 SEASON (SEAHAWKS): Played in 10 games (three starts), after sustaining a neck injury in Week 1 ... After returning in Week 9 of the 2020 season, Green finished the season with 10 tackles, 2.0 sacks, six QBH, 2 TFL and one fumble recovery.

2019 SEASON (SEAHAWKS): Played in 16 games (eight starts) ... Led the team with a career-high 4.0 sacks and blocked two field goals in 2019. It was the most blocked field goals by a Seahawks player since Red Bryant blocked three field goals in 2011 ... Recorded a season-high six tackles vs. Arizona in Week 16, complemented by 0.5 sacks and one pass defensed ...

2018 SEASON (SEAHAWKS): Played in 10 games (five starts) as a rookie, totaling nine tackles, 1.0 sack, one QBH and one TFL ... His best game of the season was Week 11 vs. Green Bay, when he logged two tackles, 1.0 sack (-6 yards), one QBH and one TFL.

TRANSACTIONS:

06/20/2018: Signed/draft choice with the Seahawks (four-year contract through 2021)

05/02/2022: Signed/UFA with the Texans (one-year contract through 2022)

04/06/2023: Signed/UFA with the Bears (one-year contract through 2023)

COLLEGE: Played in 41 games with 26 starts over three seasons. Finished his career with 117 tackles, including 20 for losses, with 16.5 sacks, 8 deflections, 2 blocked field goals, a fumble recovery, fumble return for a TD and 3 forced fumbles in his career.

PERSONAL: As a senior defensive lineman at Serra High in Gardena (Calif.), he made 2014 USA Today All-USA first team, Prep Star All-American Dream Team, Cal-Hi Sports All-State first team, Max Preps All-State Division I first team, Orange County Register Fab 15 first team, Tacoma News Tribune Western 100, All-CIF Pac 5 Division, Los Angeles Times All-Area first team, South Bay Daily Breeze All-South Bay first team and All-Mission League Co-Defensive MVP. He had 46 tackles, including 23 for losses, 8 sacks, a forced fumble and a deflection in 2014. As a junior in 2013, he made Max Preps Junior All-American first team, Student Sports Junior All-American second team, Cal-Hi Sports All-State Junior first team, All-CIF Western Division, South Bay Daily Breeze All-South Bay first team and All-Mission League Lineman MVP as he had 57 tackles, including 26 for losses, 14 sacks, plus a deflection and a forced fumble. He had 21 tackles and 1.5 sacks as a 2012 sophomore. Majored in sociology at USC.

REGULAR SEASON COMPARISON: DEFENSIVE - TENNESSEE TITANS

DATE	OPP	TACKLES										MISC			
		W/L	GP/GS	TOT	SOLO	ASST	SACK	YDS.	INT	TFL	PD	QBH	TD	FF	FR
9/19/21	SEA vs. TEN	L	S	2	1	1	0.0	0.0	0	0	0	0	0	0	0
10/30/22	HST vs. TEN	L	S	2	1	1	0.0	0.0	0	0	0	0	0	0	
12/24/22	HST @ TEN	W	P	4	2	2	0.0	0.0	0	0	0	0	0	0	
TOTALS		1/2	3/2	8	4	4	0.0	0.0	0	0	0	0	0	0	

RASHEEM GREEN'S NFL REGULAR SEASON DEFENSIVE STATISTICS

DATE	TEAM	GP	GS	TACKLES							INTERCEPTIONS					O. FUMB			ST				MISC				
				TK	S	A	TFL	YDS	SK	YDS	QBH	NO	YDS	LG	TD	PD	FF	FR	TD	YDS	TK	S	A	FF	FR	S	A
2018	Seahawks	10	0	9	7	2	1	6	1.0	6.0	1	0	0	0	0	0	0	0	0	0	0	0	0	0	0	0	0
2019	Seahawks	16	8	27	15	12	3	17	4.0	19.0	5	0	0	0	0	2	3	1	0	0	0	0	0	0	0	0	
2020	Seahawks	10	0	10	7	3	2	20	2.0	20.0	6	0	0	0	0	0	0	1	0	0	0	0	0	0	0	0	
2021	Seahawks	17	16	48	27	21	6	39	6.5	46.5	15	0	0	0	0	4	0	0	0	0	0	0	0	0	0	0	
2022	Texans	16	5	42	27	15	5	16	3.5	15.0	8	0	0	0	0	2	0	0	0	0	0	0	0	0	0	0	
NFL TOTALS		69	29	136	83	53	17	98	17.0	106.5	35	0	0	0	0	8	3	2	0	0	0	0	0	0	0	0	

RASHEEM GREEN'S NFL POSTSEASON DEFENSIVE STATISTICS


DATE	TEAM	GP	GS	TACKLES							INTERCEPTIONS					O. FUMB			ST				MISC			
				TK	S	A	TFL	YDS	SK	YDS	QBH	NO	YDS	LG	TD	PD	FF	FR	TD	YDS	TK	S	A	FF	FR	S
2018	Seahawks	0	0	0	0	0	0	0	0.0	0.0	0	0	0	0	0	0	0	0	0	0	0	0	0	0	0	0
2019	Seahawks	2	0	2	2	0	1	4	1.0	4.0	1	0	0	0	0	0	0	0	0	0	0	0	0	0	0	0
2020	Seahawks	1	0	1	0	1	0	0	0.0	0.0	0	0	0	0	0	0	0	0	0	0	0	0	0	0	0	0
NFL TOTALS		3	0	3	2	1	1	4	1.0	4.0	1	0	0	0	0	0	0	0	0	0	0	0	0	0	0	0

SINGLE-GAME HIGHS: DEFENSIVE

Total Tackles	7 at Chicago Bears, Sep 25, 2022	Forced Fumbles	1 vs. Minnesota Vikings, Dec 02, 2019
Solo Tackles	5 at Chicago Bears, Sep 25, 2022 ...1 more at 5	Fumble Recoveries	...2 more at 1. 1 at San Francisco 49ers, Jan 03, 2021
Sacks	2.0 vs. Chicago Bears, Dec 26, 2021	Tackles For Loss	...1 more at 1. 2 at Las Vegas Raiders, Oct 23, 2022
Passes Defensed	2 at Indianapolis Colts, Sep 12, 2021	Longest Opp Fumble Return	...1 more at 2. 36 vs. Tampa Bay Buccaneers, Nov 03, 2019

SINGLE-GAME HIGHS - POSTSEASON: DEFENSIVE

Total Tackles	2 at Philadelphia Eagles, Jan 05, 2020	Sacks	1.0 at Philadelphia Eagles, Jan 05, 2020
Solo Tackles	2 at Philadelphia Eagles, Jan 05, 2020	Tackles For Loss	1 at Philadelphia Eagles, Jan 05, 2020



Khalil
HERBERT

(KAH-HI)
24

Ht: 5-9
DOB: 4/21/98
Bears Season: 3
Acquired: D6a-21

Wt: 212
College: Virginia Tech
NFL Season: 3

RUNNING BACK

PRO CAREER: Selected with the 217th overall pick in the sixth round of the 2021 NFL Draft ... Has played in 30 career games (three starts), totaling 1,164 rushing yards and six rushing touchdowns across his first two seasons with the Bears ... Rushed for a career-high 157 yards on 20 carries in the Bears Week 3 victory over Houston ... As a rookie in 2021, recorded a career-high 128 kickoff return yards at the Packers Week 14 of the 2021 season ... Finished his rookie season with 433 rushing yards on 103 carries, two touchdowns and 650 kickoff return yards.

2022 SEASON (BEARS): Played in 13 games (one start) during the 2022 season ... Played a role both on offense and special teams in the Week 1 win vs. San Francisco, helping extend Chicago's lead with his first rushing touchdown of the season in the 4th quarter with 7:21 remaining ... Ran the ball four times for 38 yards in Week 2 at Green Bay while also catching one pass for three yards ... In Week 3 vs. Houston, scored two touchdowns and rushed for a career-high 157 yards on 20 carries (7.9 avg.), finishing with the seventh-highest rushing yardage total in a single game by a Bears player going back to the 2000-01 season and surpassing Jordan Howard's 153-yard performance on Oct. 31, 2016, against the Vikings ... Herbert's two rushing touchdowns in the Week 3 contest mark his first-career game with 2+ rushing touchdowns ... Started at running back for the third time in his career, rushing 19 times for 77 yards while also catching one pass for 24 yards at New York in Week 4 ... Had four carries for 11 yards against the Vikings in Week 5 ... Broke off a 64-yard rush with 14:01 remaining in the second quarter against the Commanders in Week 6, the run stands as the longest single run of his career ... Finished the Week 6 contest with 75 yards on seven carries ... Got on the score sheet in the Week 7 win at New England, taking a screen pass from Justin Fields 25 yards for the second Bears touchdown of the game to round off a nine-play, 75-yard drive ... Was his fourth touchdowns on the season and sixth in his career, with this marking his first receiving touchdown; finished the game with 12 carries for 62 yards ... In Week 8 at Dallas, ended the afternoon as the Bears leading rusher with 16 carries for 99 yards ... Found the endzone with 9:42 to go in the third quarter, narrowing a (then) 28-23 Bears deficit ... It was Herbert's fourth touchdown on the season and the sixth of his career ... Finished Week 9 vs. Miami with seven rushes for 23 yards, while also taking one kick return back 30 yards ... Against the Lions in Week 10, returned Chicago's first kickoff 50 yards to the Bears' 49-yard line ... It was Chicago's longest kickoff return of the season, the previous season-high being a trio of 30-yard returns ... In addition to the return, he finished with 57 yards on 10 rushing attempts ... Made his return from IR vs. Buffalo in Week 16 and had six rushes for seven yards while also catching a pair of passes ... Rushed five times for 31 yards at Detroit in Week 17 ... In the final regular season contest vs. Minnesota, rushed 10 times for 50 yards and caught one pass.

2021 SEASON (BEARS): Played in every game of the 2021 season with two starts ... Recorded 433 rushing yards on 103 carries and two touchdowns throughout the season ... His 433 rushing yards were the second most by any Bears player in the 2021 season ... During his NFL debut, he totaled 106 kickoff-returns yards at the Rams and recorded his longest kickoff return to date, a 50-yarder ... Finished the season with 650 kickoff return yards on 27 returns (24.1 avg.) ... Registered 95 all-purpose yards in the Week 3 matchup vs. the Browns ... Led the team with a season-high 75 rushing yards in the Week 5 victory at the Raiders ... Made his first-career start vs. the Packers in Week 6 and rushed for 97 yards; he also recorded his first-career touchdown on the Bears first drive of the game, rushing for 1-yard with 6:45 left in the first quarter ... Rushed for a season-high and team-high 100 yards in Week 7 at the Buccaneers, including a season-long 29-yard run in the first quarter ... Rushed for 72 yards to contribute to the Bears 176 total rushing yards in Week 8 vs. the 49ers ... Recorded his second-longest kickoff return to date (33 yards) in the Week 12 win at the Lions ... Recorded a season-high 128 kickoff return yards at the Packers Week 14 ... Recorded his best receiving average of the season Week 15 vs. the Vikings (11.3 avg.), hauling in three passes for 34 yards ... Ran in Chicago's second rushing touchdown of the day in the Week 16 win at Seattle, a 20-yard carry with 7:13 to go in the third quarter. It marked the Bears' longest rushing touchdown by a running back and the second-longest rushing touchdown by a Bears player in 2021.

TRANSACTIONS:

6/02/2021: Signed by the Chicago Bears/draft choice (four-year contract through 2024)

COLLEGE: Herbert played four seasons at Kansas from 2016-19 before playing his final season at Virginia Tech ... In 46 career games, he rushed for 2,918 yards and 22 touchdowns on 475 carries and caught 34 passes for 297 yards and 1 TD ... In 2020, 5-9, 205-pounder played in 11 games for Virginia Tech, rushing for a career-high 1,183 yards and eight TDs on 155 carries and catching 10 passes for 179 yards and one TD ... became the first Hokie since 2015 to rush for 1,000 yards with his tally of 1,204 in 2020 ... Earned Second Team All-ACC as an all-purpose performer and Third Team as a running back.

PERSONAL: Played at American Heritage High School (Fla.) leading the Patriots to a 9-2 mark and a district title as a senior after rushing 118 times for 861 yards with nine TDs as a senior ... Earned First Team All-Broward County honors and was named Second Team All-Dade in 2015 ... Named to the Miami Herald's Top-50 Players of Broward County list ... Majored in business administration at Kansas and was enrolled in graduate courses at Virginia Tech.

KHALIL HERBERT'S NFL REGULAR SEASON RUSHING/RECEIVING STATISTICS

DATE	TEAM	RUSHING								RECEIVING			
		GP	GS	NO.	YDS.	AVG.	LG	TD	NO.	YDS.	AVG.	LG	TD
2021	Bears	17	2	103	433	4.2	29	2	14	96	6.9	20	0
2022	Bears	13	1	129	731	5.7	63	4	9	57	6.3	25t	1
NFL TOTALS		30	3	232	1,164	5.0	63	6	23	153	6.7	25t	1

KHALIL HERBERT'S NFL REGULAR SEASON RETURN STATISTICS

DATE	TEAM	KICKOFF RETURNS					PUNT RETURNS					
		RET.	YDS.	AVG.	LG	TD	NO.	FC	YDS.	AVG.	LG	TD
2021	Bears	27	650	24.1	50	0	0	0	0	0.0	0	0
2022	Bears	5	146	29.2	50	0	0	0	0	0.0	0	0
NFL TOTALS		32	796	24.9	50	0	0	0	0	0.0	0	0


SINGLE-GAME HIGHS: RUSHING/RECEIVING

Rush Attempts 23 vs. San Francisco 49ers, Oct 31, 2021
Rushing Yards 157 vs. Houston Texans, Sep 25, 2022
Rushing Average 10.6 vs. Washington Commanders, Oct 13, 2022
Longest Runs 63 vs. Washington Commanders, Oct 13, 2022
Rushing TDs 2 vs. Houston Texans, Sep 25, 2022
Receptions 5 at Tampa Bay Buccaneers, Oct 24, 2021
Receiving Yards 34 vs. Minnesota Vikings, Dec 20, 2021
Receiving Average 11.3 vs. Minnesota Vikings, Dec 20, 2021
Longest Receptions 25t at New England Patriots, Oct 24, 2022

Receiving TDs 1 at New England Patriots, Oct 24, 2022
All-Purpose Yards 169 vs. Houston Texans, Sep 25, 2022
Kickoff Returns 5 at Seattle Seahawks, Dec 26, 2021
 ...1 more at 5.
Kickoff Return Yards 128 at Green Bay Packers, Dec 12, 2021
Longest Kickoff Return 50 vs. Detroit Lions, Nov 13, 2022
 ...1 more at 50.
Kickoff Return Average 26.5 at Los Angeles Rams, Sep 12, 2021
Special Teams Tackles 1 vs. Detroit Lions, Oct 03, 2021
 ...1 more at 1.
Most TDs 2 vs. Houston Texans, Sep 25, 2022
Miscellaneous Tackles 1 at Minnesota Vikings, Jan 09, 2022

100-YARD RUSHING GAMES (2): REGULAR SEASON

DATE	TEAM	ATT.	YDS.	AVG.	LG	TD
10/24/21	at Buccaneers	18	100	5.6	29	0
09/25/22	TEXANS	20	157	7.9	52	2



Elijah
HICKS

37

Ht: 5-11 **Wt:** 200
DOB: 10/16/99 **College:** California
Bears Season: 2 **NFL Season:** 2
Acquired: D7b-22

DEFENSIVE BACK

COLLEGE: Drafted by the Bears in the seventh round of the 2022 NFL Draft (No. 254 overall) ... Played in 15 career games as a rookie, with two starts.

2022 SEASON (BEARS): Played in 15 games with two starts ... Made his NFL debut, contributing on special teams, in the Bears Week 3 victory over Houston ... Sued up in Week 4 at New York, playing over half the snaps on special teams ... Got on the tackle sheet for the first time with an assist on special teams in Week 5 at Minnesota ... Had an assist on special teams in Week 6 vs. Washington ... Played in over half the snaps on special teams in Week 7 at New England ... Was on the field for 15 special teams snaps in Week 8 at Dallas ... Recorded the first solo tackle of his NFL career on special teams in Week 9 vs. Miami ... Saw game action on special teams against the Lions in Week 10 ... Took snaps on special teams against the Falcons in Week 11 ... Recorded six combined tackles (three solo) against the Jets in Week 12 ... Made the first start of his NFL career against the Packers in Week 13, finishing with three combined tackles, one on special teams ... Finished with a solo tackle on special teams against the Eagles in Week 15 ... Scooped up a fumble forced by Matt Adams and also recorded two solo tackles on special teams against the Bills in Week 16 ... It was the first FR and the first takeaway of his career ... Had one solo tackle at Detroit in Week 17 ... Turned in a career-best 10 combined tackles (six solo) vs. Minnesota in Week 18, with one forced fumble that was recovered by the Vikings.

TRANSACTIONS:

04/30/2022: Drafted by the Bears in the seventh round of the 2022 NFL Draft (No. 254 overall)

05/06/2022: Signed by the Bears/draft choice (four-year contract through 2025)

COLLEGE: Played in all 54 games with 46 starts over five seasons and finished his career with 213 tackles, 14.5 tackles for loss (-40 yards), 3.0 sacks (-15 yards), five interceptions that he returned for 66 yards and one touchdown, 14 pass breakups and six forced fumbles ... Contributed a career-high 72 tackles, 5.5 tackles for loss, 15 tackle for loss yards, eight sack yards, three interceptions and four forced fumbles while playing in 12 games and also starting a career-high-tying 12 contests as a 2021 senior ... Had career bests of 2.0 sacks and five pass breakups while making a career-high-tying 12 starts and playing in a career-high-tying 13 contests as a 2019 junior ... Recorded the first of his five career interceptions that he returned 34 yards for his lone career touchdown against Colorado in a career-high-tying 13 contests as a 2018 sophomore ... 2021 Third-Team All-American (Pro Football Focus) ... First-Team All-Pac-12 (Associated Press, Pac-12 Coaches, Pro Football Focus) ... Winner of the Pop Warner College Football Award presented by the Pop Warner Little Scholars to a senior who made a difference on the field, in the classroom and in his community, and served as a role model to Pop Warner's young student athletes ... Semifinalist for the prestigious Campbell Trophy also known as the Academic Heisman; the Jason Witten College Man of the Year for his demonstrated record of leadership by exhibiting exceptional courage, integrity and sportsmanship both on and off the field; and the Wuerrffel Trophy for his community service combined with athletic and academic achievement ... Named Cal's Most Valuable Defensive Player and also earned the team's Andy Smith Award for the most snaps with a combined 964 on defense and special teams ... A Capital One Orange Bowl-FWAA Courage Award nominee after winning a weekly honor from the organization October 13 ... Six-time game captain (Nevada, at Oregon, Oregon State, at Stanford, at UCLA, USC) including each of the team's final three contests ... Started all 12 games at safety and was one of six Cal players to start all 12 contests and one of four on the defensive side of the ball ... Pro Football Focus' highest rated safety in the Pac-12 ... Tied for the team lead while co-pacing the Pac-12 with a career-high four forced fumbles and 0.33 forced fumbles per game (#T11 NCAA) ... Also co-led the 2021 squad with a career-high three interceptions that tied for third in the Pac-12, while he was second on the team with 72 tackles and added 5.5 tackles for loss (-15 yards), 1.0 sack (-8 yards) and two pass breakups, with the tackles, tackles for loss and tackle for loss yards all career highs ... Had a three-game interception streak at Oregon, vs. Colorado and at Arizona ... Selected to the prestigious 2020 AFCA All-State Good Works Team for his community service work with the non-profit Intercept Poverty Foundation he founded and the food pantry at the UC Berkeley Basic Needs Center.

PERSONAL: Helped La Mirada High School win two state titles, one as a junior in 2015 and one as senior in 2016 ... Has two Suburban Football League crowns and a 23-5 overall record while he totaled 1,324 all-purpose yards and 15 total touchdowns ... Earned Cal-Hi Sports first-team All-State and Whittier Daily News All-Area Player of the Year honors as a senior when he led his 11-3 squad to the CIF Southern Section finals and an SFJ title for the second consecutive campaign while making strong contributions on both sides of the ball and special teams ... Finished his senior campaign with 1001 all-purpose yards and a total of 10 touchdowns, five receiving, three on punt returns (including a 96-yarder), one kick return and one interception return.

ELIJAH HICKS' NFL REGULAR SEASON DEFENSIVE STATISTICS

DATE	TEAM	GP	TACKLES										INTERCEPTIONS					O. FUMB					ST					MISC				
			GS	TK	S	A	TFL	YDS	SK	YDS	QBH	NO	YDS	LG	TD	PD	FF	FR	TD	YDS	TK	S	A	FF	FR	S	A					
2022	Bears	15	2	21	10	11	0	0	0.0	0.0	0	0	0	0	0	1	1	0	0	7	5	2	0	0	0	0	0					
NFL TOTALS		15	2	21	10	11	0	0	0.0	0.0	0	0	0	0	0	1	1	0	0	7	5	2	0	0	0	0	0					

SINGLE-GAME HIGHS: DEFENSIVE

Total Tackles 11 vs. Minnesota Vikings, Jan 08, 2023
Solo Tackles 6 vs. Minnesota Vikings, Jan 08, 2023
Forced Fumbles 1 vs. Minnesota Vikings, Jan 08, 2023

Fumble Recoveries
Special Teams Tackles

1 vs. Buffalo Bills, Dec 24, 2022
 2 vs. Buffalo Bills, Dec 24, 2022



Jalyn
HOLMES
(AV-HY)

90

Ht: 6-5
DOB: 1/25/96
Bears Season: 2
Acquired: FA-23

Wt: 277
College: Ohio State
NFL Season: 4

DEFENSIVE LINEMAN

PRO CAREER: Has played in 33 career games (10 starts) with the Saints, Vikings and Bears, including two postseason games with the Vikings in 2019 ... Owns career totals of 60 combined tackles, one sack, five QBH, six TFL and three passes defended, as well as one fumble recovery in the playoffs ... Completed his fifth NFL season and first with the Bears in 2022 ... Originally selected by the Vikings in the fourth round (102nd overall) of the 2018 NFL Draft.

2022 SEASON (BEARS): Was elevated from the practice squad and made his season debut in Week 18 vs. Minnesota, where he registered three combined tackles (one solo).

2021 SEASON (SAINTS): In 2021, played in 8 games with one start for the Saints and was credited with 14 tackles (7 solo), including a season-high 4 stops (one solo) vs. Dallas (12/2) ... Credited with 1.0 sack at Philadelphia (11/21) and a half-sack vs. Buffalo (11/25) ... Started at left defensive end and had 2 solo tackles at the Jets (12/2).

2020 SEASON (VIKINGS): In 2020, played in 14 games with 9 starts in 2020 and had 36 tackles (16 solo), all career bests ... Made his first career start vs. Green Bay (9/13) and recorded 2 solo tackles, including one stop for loss ... Had 5 tackles (3 solo), one tackle for loss and his first career pass defended at Indianapolis (9/20)...Made the first of 8 consecutive starts and contributed 4 tackles (one solo) at Green Bay (11/1) ... Talled a career-high 6 tackles (3 solo) vs. Dallas (11/22).

2019 SEASON (VIKINGS): In 2019, played in regular-season games and 2 postseason games ... Finished with 6 tackles (3 solo), including one for loss, and one postseason fumble recovery ... Recorded 4 total tackles (3 solo), including one for loss, vs. Chicago (12/29) ... Made his postseason debut in the NFC Wild Card win at New Orleans (1/5) and recovered a 4th-quarter Drew Brees fumble ... Played on defense in the divisional playoff game at San Francisco (1/1).

2018 SEASON (VIKINGS): As a rookie in 2018, played in 5 games at defensive tackle and end ... Registered 5 tackles (4 solo), including 1.0 sack ... Made his NFL debut at Philadelphia (10/7) and recorded his first career tackle by bringing down Jay Ajayi ... Logged 3 tackles (2 solo) vs. Arizona (10/14)...Notched his first career sack by bringing down Sam Darnold in the 4th quarter at the Jets (10/21).

TRANSACTIONS:

- 05/05/2018: Signed/draft choice with the Vikings (Four-year contract (through 2021))
- 09/01/2021: Released by the Vikings
- 09/06/2021: Signed with the Saints (prac. squad add)
- 10/05/2021: Elevated to active roster from the Saints practice squad
- 05/18/2022: Signed with the Giants
- 08/30/2022: Released by the Giants
- 10/04/2022: Signed with the Bears (prac. squad add)

COLLEGE: Played in 49 games with 9 starts at Ohio State and totaled 84 tackles, 14 tackles for loss and 5.5 sacks ...Named 2-time All-Big Ten honorable mention ... Member of Big Ten title-winning teams in 2014 and 2017... As a senior in 2017, was a team captain and registered all 9 of his career starts ... Member of the Buckeyes' 2014 national championship season and was a part of bowl victories over Alabama (Sugar Bowl), Oregon (CFP national championship game), Notre Dame (Fiesta Bowl) and USC (Cotton Bowl).

PERSONAL: Has 2 children, Jalyn and Jaxson ... Majored in family resource management ... Attended Lake Taylor High School in Norfolk, Va. and helped the school win its first Virginia 4A state championship in 2012, capping off a perfect 15-0 season ... Played in the U.S. Army All-American Bowl ... Played basketball for 3 years.

REGULAR SEASON COMPARISON: DEFENSIVE - TENNESSEE TITANS

DATE	OPP	TACKLES										MISC			
		W/L	GP/GS	TOT	SOLO	ASST	SACK	YDS.	INT	TFL	PD	QBH	TD	FF	FR
9/27/20	MIN vs. TEN	L	P	2	1	1	0.0	0.0	0	0	0	1	0	0	0
TOTALS		0/1	1/0	2	1	1	0.0	0.0	0	0	0	1	0	0	0

JALYN HOLMES' NFL REGULAR SEASON DEFENSIVE STATISTICS

DATE	TEAM	GP	GS	TACKLES								INTERCEPTIONS				O. FUMB			ST			MISC					
				TK	S	A	TFL	YDS	SK	YDS	QBH	NO	YDS	LG	TD	PD	FF	FR	TD	YDS	TK	S	A	FF	FR	S	A
2018	Vikings	5	0	3	3	0	1	5	1.0	5.0	1	0	0	0	0	0	0	0	0	0	0	0	0	0	0	0	0
2019	Vikings	6	0	4	2	2	1	8	0.0	0.0	0	0	0	0	0	0	0	0	0	0	0	0	0	0	0	0	
2020	Vikings	14	9	36	16	20	2	12	0.0	0.0	4	0	0	0	2	0	0	0	0	0	0	0	0	0	0	0	
2021	Vikings	0	0	0	0	0	0	0	0.0	0.0	0	0	0	0	0	0	0	0	0	0	0	0	0	0	0	0	
Went from Minnesota to New Orleans.																											
2021	Saints	8	1	14	7	7	2	6	0.0	0.0	0	0	0	0	1	0	0	0	0	0	0	0	0	0	0	0	0
2021	TOTAL	8	1	14	7	7	2	6	0.0	0.0	0	0	0	0	1	0	0	0	0	0	0	0	0	0	0	0	0
2022	Giants	0	0	0	0	0	0	0	0.0	0.0	0	0	0	0	0	0	0	0	0	0	0	0	0	0	0	0	0
Went from N.Y. Giants to Chicago.																											
2022	Bears	0	0	3	1	2	0	0	0.0	0.0	0	0	0	0	0	0	0	0	0	0	0	0	0	0	0	0	0
2022	TOTAL	0	0	3	1	2	0	0	0.0	0.0	0	0	0	0	0	0	0	0	0	0	0	0	0	0	0	0	0
NFL TOTALS		33	10	60	29	31	6	31	1.0	5.0	5	0	0	0	3	0	0	0	0	0	0	0	0	0	0	0	0

JALYN HOLMES' NFL POSTSEASON DEFENSIVE STATISTICS

DATE	TEAM	GP	GS	TACKLES								INTERCEPTIONS				O. FUMB			ST			MISC				
				TK	S	A	TFL	YDS	SK	YDS	QBH	NO	YDS	LG	TD	PD	FF	FR	TD	YDS	TK	S	A	FF	FR	S
2019	Vikings	2	0	0	0	0	0	0	0.0	0.0	0	0	0	0	0	0	1	0	1	0	0	0	0	0	0	0
NFL TOTALS		2	0	0	0	0	0	0	0.0	0.0	0	0	0	0	0	1	0	1	0	0	0	0	0	0	0	0

SINGLE-GAME HIGHS: DEFENSIVE


Total Tackles 6 vs. Dallas Cowboys, Nov 22, 2020
Solo Tackles 3 vs. Dallas Cowboys, Nov 22, 2020
 ...1 more at 3.
Sacks 1.0 at New York Jets, Oct 21, 2018

Passes Defensed 1 vs. Dallas Cowboys, Dec 02, 2021
 ...2 more at 1.
Tackles For Loss 1 vs. Buffalo Bills, Nov 25, 2021
 ...5 more at 1.

SINGLE-GAME HIGHS - POSTSEASON: DEFENSIVE

Fumble Recoveries 1 at New Orleans Saints, Jan 05, 2020

Longest Opp Fumble Return 1 at New Orleans Saints, Jan 05, 2020



Travis
HOMER

20

Ht: 5-10
DOB: 8/7/98
Bears Season: 1
Acquired: UFA-23

Wt: 202
College: Miami
NFL Season: 5

RUNNING BACK

PRO CAREER: A sixth-round pick out of the University of Miami (204th overall), Homer has 453 career rushing yards and a touchdown on 83 attempts (5.5 avg.) with 464 receiving yards and two touchdowns on 52 catches (8.9 avg.). He also contributed on special teams over his time in Seattle, returning 18 kickoffs for 444 yards and one touchdown. Homer also adds 23 special teams tackles, three fumble recoveries and two forced fumbles.

HONORS:

2021: Earned NFC Special Teams Player of the Week vs. San Francisco for his Week 14 performance after rushing for a 73-yard touchdown on a fake punt. It marked his longest rush of his career and first-career touchdown

2022 SEASON (SEAHAWKS): Homer played in 10 games (1 start) and logged 231 scrimmage yards on offense while adding value to the special teams units as well.

2021 SEASON (SEAHAWKS): Appeared in 14 games, while rushing for 177 yards on 21 attempts (8.4 avg.) with one touchdown. Also hauled in 16 receptions for 161 yards (10.1 avg.).

2020 SEASON (SEAHAWKS): Appeared in nine games and logged 88 rushing yards on 25 attempts (3.5 avg.) while adding 90 yards through the air on nine receptions (10.0 avg.) with one TD.

2019 SEASON (SEAHAWKS): Played in 16 games (1 start) and rushed for 118 yards on 18 attempts (6.3 avg.) while adding 56 yards on 11 receptions (5.1 avg.) through the air.

TRANSACTIONS:

05/14/2019: Signed/draft choice by the Seahawks (four-year contract through 2022)

03/15/2023: Signed/UFA by the Bears (two-year contract through 2024)

COLLEGE: Two-time All-ACC second-team (2017, 2018) selection. Played in 38 games racking up 2,418 all-purpose yards, 1,995 rushing yards and 405 receiving yards at Miami. Scored 12 rushing touchdowns and averaged 6.0 yards per rush over course of his career. Added one receiving touchdown.

PERSONAL: Rated as four star prospect by ESPN, Scout and 247Sports. Totaled 1,315 yards rushing and 13 total touchdowns senior year. Finished prep career by surpassing 3,200 total rushing yards, 41 rushing touchdowns and 50 total touchdowns. Helped lead Oxbridge Academy to FHSAA Regional Finals. Chose Miami over offers from Alabama, Auburn, Florida and Florida State.

REGULAR SEASON COMPARISON: RECEIVING - TENNESSEE TITANS

DATE	OPP	W/L	GP/GS	REC	YDS.	AVG.	TD	LG	TGTS	YAC
9/19/21	SEA vs. TEN	L	P	2	14	7.0	0	11	2	11
TOTALS		0/1	1/0	2	14	7.0	0	11	2	11

TRAVIS HOMER'S NFL REGULAR SEASON RUSHING/RECEIVING STATISTICS

DATE	TEAM	RUSHING							RECEIVING				
		GP	GS	NO.	YDS.	AVG.	LG	TD	NO.	YDS.	AVG.	LG	TD
2019	Seahawks	16	1	18	114	6.3	29	0	11	56	5.1	11	0
2020	Seahawks	9	0	25	88	3.5	12	0	9	90	10.0	50	1
2021	Seahawks	14	0	21	177	8.4	73t	1	16	161	10.1	31	0
2022	Seahawks	10	1	19	74	3.9	16	0	16	157	9.8	27	1
NFL TOTALS		49	2	83	453	5.5	73t	1	52	464	8.9	50	2

TRAVIS HOMER'S NFL POSTSEASON RUSHING/RECEIVING STATISTICS

DATE	TEAM	RUSHING							RECEIVING				
		GP	GS	NO.	YDS.	AVG.	LG	TD	NO.	YDS.	AVG.	LG	TD
2019	Seahawks	2	1	14	25	1.8	12	0	3	32	10.7	16	0
2020	Seahawks	0	0	0	0	0.0	0	0	0	0	0.0	0	0
2022	Seahawks	0	0	0	0	0.0	0	0	0	0	0.0	0	0
NFL TOTALS		2	1	14	25	1.8	12	0	3	32	10.7	16	0

TRAVIS HOMER'S NFL REGULAR SEASON RETURN STATISTICS

DATE	TEAM	KICKOFF RETURNS					PUNT RETURNS					
		RET.	YDS.	AVG.	LG	TD	NO.	FC	YDS.	AVG.	LG	TD
2019	Seahawks	5	109	21.8	29	0	0	0	0	0.0	0	0
2020	Seahawks	12	291	24.3	44	0	0	0	0	0.0	0	0
2021	Seahawks	1	44	44.0	44t	1	0	0	0	0.0	0	0
2022	Seahawks	0	0	0.0	0	0	0	0	0	0.0	0	0
NFL TOTALS		18	444	24.7	44T	1	0	0	0	0.0	0	0

TRAVIS HOMER'S NFL POSTSEASON RETURN STATISTICS

DATE	TEAM	KICKOFF RETURNS					PUNT RETURNS					
		RET.	YDS.	AVG.	LG	TD	NO.	FC	YDS.	AVG.	LG	TD
2019	Seahawks	5	97	19.4	25	0	0	0	0	0.0	0	0
2020	Seahawks	0	0	0.0	0	0	0	0	0	0.0	0	0
2022	Seahawks	0	0	0.0	0	0	0	0	0	0.0	0	0
NFL TOTALS		5	97	19.4	25	0	0	0	0	0.0	0	0

SINGLE-GAME HIGHS: RUSHING/RECEIVING


Rush Attempts 10 vs. San Francisco 49ers, Dec 29, 2019
Rushing Yards 80 vs. San Francisco 49ers, Dec 05, 2021
Rushing Average 6.2 vs. San Francisco 49ers, Dec 29, 2019
Longest Runs 73t vs. San Francisco 49ers, Dec 05, 2021
Rushing TDs 1 vs. San Francisco 49ers, Dec 05, 2021
Receptions 6 vs. Arizona Cardinals, Dec 22, 2019
Receiving Yards 64 at Buffalo Bills, Nov 08, 2020
Receiving Average 21.3 at Buffalo Bills, Nov 08, 2020
Longest Receptions 50 at Buffalo Bills, Nov 08, 2020
Receiving TDs 1 vs. Las Vegas Raiders, Nov 27, 2022
 ...1 more at 1.

All-Purpose Yards 110 vs. New England Patriots, Sep 20, 2020
Kickoff Returns 3 at Los Angeles Rams, Nov 15, 2020
 ...1 more at 3.
Kickoff Return Yards 89 vs. New England Patriots, Sep 20, 2020
Longest Kickoff Return 44t vs. Jacksonville Jaguars, Oct 31, 2021
 ...1 more at 44.
Kickoff Return TDs 1 vs. Jacksonville Jaguars, Oct 31, 2021
Kickoff Return Average 29.7 vs. New England Patriots, Sep 20, 2020
Special Teams Tackles 2 vs. New York Giants, Oct 30, 2022
 ...3 more at 2.
Most TDs 1 vs. Las Vegas Raiders, Nov 27, 2022
 ...3 more at 1.
Miscellaneous Tackles 1 vs. Los Angeles Rams, Oct 07, 2021

SINGLE-GAME HIGHS - POSTSEASON: RUSHING/RECEIVING

Rush Attempts 11 at Philadelphia Eagles, Jan 05, 2020
Rushing Yards 13 at Green Bay Packers, Jan 12, 2020
Rushing Average 1.1 at Philadelphia Eagles, Jan 05, 2020
Longest Runs 12 at Philadelphia Eagles, Jan 05, 2020
Receptions 2 at Green Bay Packers, Jan 12, 2020
Receiving Yards 27 at Green Bay Packers, Jan 12, 2020

Longest Receptions 16 at Green Bay Packers, Jan 12, 2020
All-Purpose Yards 137 at Green Bay Packers, Jan 12, 2020
Kickoff Returns 5 at Green Bay Packers, Jan 12, 2020
Kickoff Return Yards 97 at Green Bay Packers, Jan 12, 2020
Longest Kickoff Return 25 at Green Bay Packers, Jan 12, 2020
Kickoff Return Average 19.4 at Green Bay Packers, Jan 12, 2020



Eddie JACKSON

4

Ht: 6-0

DOB: 12/10/93

Bears Season: 7

Acquired: D4a-17

Wt: 206

College: Alabama

NFL Season: 7

DEFENSIVE BACK

99

PRO CAREER: Two-time Pro Bowl selection (2018, 2019) ... Has started all 88 games in which he has played in his career, missing just two games in 2018 and three in 2021, before he was placed on IR in Week 13 of the 2022 NFL season ... Has six defensive touchdowns in his career, the second most in the NFL since he entered the league in 2017; the first two came in the same game vs. CAR (10/22/17), a 75-yard fumble return and a 76-yard interception return; his third score was a 65-yard fumble return at BUF (11/4/18); fourth was a 27-yard interception return vs. Minnesota (11/18/18); the fifth was the very next week, a 41-yard interception return at Detroit on Thanksgiving (11/22/18); the sixth was an 8-yard fumble return at the LAR (10/26/20) ... owns 35 passes defended, six fumble recoveries (three returned for TDs), 12 interceptions (three returned for TDs) and nine FF ... his 76-yard INT and 75-yard fumble recovery for touchdowns vs. CAR (10/22/17) made him the first player in NFL history to return both a fumble recovery and interceptions 75+ yard touchdowns in the same game; also made him the first rookie in NFL history with multiple 75+ yard defensive touchdowns in the same game ... since 1970, the only other player with 3+ defensive touchdowns in 65+ yards in a two-season span is Deion Sanders (three, 1994) ... The Bears are 12-1 in games where Jackson has recorded an interception.

HONORS:

2019: Pro Bowl Selection; ranked No. 30 on NFL's Top 100

2018: Pro Bowl, AP All-Pro, Sporting News All-Pro, PFWA All-NFL, NFC Defensive Player of the Week (Week 12 at DET), NFC Defensive Player of the Month (November)

2017: NFC Defensive Player of the Week (Week 7 vs. CAR)

2022 SEASON (BEARS): Played and started in 12 games during the 2022 season before suffering a season-ending injury prior to Week 13 ... In the Week 1 win vs. the 49ers, forced the second Chicago turnover of the day, picking off 49ers QB Trey Lance with 9:52 remaining in the fourth quarter and adding a 26-yard return to set up the Bears in the red zone ... Finished the contest with three tackles (two solo) and one pass defended in addition to the interception ... In Week 2 at Green Bay, finished with nine total tackles (six solo), including one for a loss ... In the Week 3 victory over Houston, Jackson finished with eight tackles (five solo), an interception, a forced fumble and one pass defended ... In Week 4 at New York, intercepted Giants quarterback Tyrod Taylor with 13:44 remaining in the fourth quarter to give the Bears their second turnover of the afternoon ... Finished second on the team with nine combined tackles (six solo) and one pass defended in addition to the interception ... Had the third most tackles on the team at Minnesota in Week 5, finishing with 9 combined tackles (eight solo) ... Logged five combined tackles (four solo) in Week 6 vs. Washington, also adding a forced fumble that was recovered by the Commanders ... In Week 8 at Dallas, recorded his fourth interception of the season while matching a career-best 11 combined tackles (seven solo), which was also a team-high ... Compiled seven total tackles (six solo) against Miami in Week 9 ... Had five total tackles (all solo) against Detroit in Week 10 ... Contributed seven combined tackles (six solo) and one pass defended against the Falcons in Week 11 ... Had three combined tackles (two solo) and one PD against the Jets in Week 12 before exiting the game due to injury.

2021 SEASON (BEARS): Started in 14 games, recording 76 tackles, four TFLs, two PDs and one FF ... Recorded his eighth career forced fumble in the Week 2 home-opener win over the Bengals ... Notched six tackles (four solo) in Week 3 vs. the Browns ... Recorded eight tackles (six solo) in Week 6 vs. the Packers ... Logged a season-high 11 total tackles vs. the Buccaneers, which also matches his career high (11/3/19, at PHI); he also surpassed 300 career tackles in the third quarter ... Returned from an injury and recorded three tackles in the Week 12 win at the Lions ... Logged five tackles and one TFL Week 13 vs. the Cardinals ... Tied LB Roquan Smith and CB Artie Burns with a team-high nine tackles (seven solo) Week 14 at the Packers and recorded his first PD of the season ... Contributed six solo tackles to the Bears Week 16 win at Seattle ... Notched eight tackles and one TFL in the Week 17 win vs. the Giants.

2020 SEASON (BEARS): Started all 16 games, recording 82 tackles, one TFL, three FF and five PD ... recorded a scoop-and-score touchdown on an 8-yard fumble return in Week 7 at the Rams, the sixth touchdown of his career and the third FR for touchdown; also had a season-high nine tackles ... recorded six tackles, including five solo, in the Week 1 win at Detroit; deflected a Matthew Stafford pass late in the fourth quarter that led to a Kyle Fuller interception, setting up Chicago's game-winning drive in the final minutes ... eight tackles (seven solo) in the win over the Giants in Week 2; had a pick-6 called back due to penalty ... forced a fumble in the Week 6 win at the Panthers; had another pick-6 called back due to penalty ... tailed seven tackles and forced a fumble in Week 10 vs. Minnesota ... recorded six solo tackles in the Wild Card playoff game at the Saints.

2019 SEASON (BEARS): Pro Bowl selection for the second straight year ... started all 16 games, recording 60 tackles, five passes defended, two interceptions, one forced fumble, one fumble recovery, one sack and five TFLs ... tied his career-high with 10 tackles at Denver (9/15) before besting that with 11 tackles at PHI (11/3) ... recorded game-clinching interceptions in Week 13 at Detroit and in Week 17 at Minnesota.

2018 SEASON (BEARS): Selected to his first Pro Bowl and named to the *Associated Press* All-Pro team after finishing fourth in the NFL with six interceptions ... started 14 games (inactive Games 15-16), recording 51 tackles, 14 pass defenses, six interceptions (two returned for a TD), one sack, one tackle for loss, two forced fumbles and one fumble recovery (returned for a TD) ... 65-yard fumble recovery for a touchdown at BUF was his second career fumble recovery for a touchdown ... recorded first career sack vs. Seattle (9/17) ... active, but did not play in Wild Card playoff game vs. Philadelphia (1/6/19).

2017 SEASON (BEARS): Started all 16 games as a rookie, recording 70 tackles, 6 pass defenses, 3 fumble recoveries (1 returned for TD), 2 interceptions (1 returned for TD), 1 FF and 1 TFL ... Jackson's 76-yard INT and 75-yard fumble recovery for touchdowns vs. CAR (10/22) made him the first player in NFL history to return both a fumble recovery and an INT 75+ yard TDs in the same game; also made him the first rookie in NFL history with multiple 75+ yard defensive touchdowns in the same game ... his 75-yard fumble recovery was 3rd-longest in Bears history ... Week 7 performance earned him NFC Defensive Player of the Week Honors ... recorded multiple tackles in 13 of 16 games.

TRANSACTIONS:

05/15/2017: Signed/draft choice by Bears (four-year contract through 2020)

01/03/2020: Re-signed by Bears (four-year extension through 2024)

COLLEGE: Started 38-of-41 career contests at Alabama, posting 130 tackles, 8.5 TFLs, 14 pass breakups, and nine interceptions (three returned for touchdowns) ... earned second team All-SEC as a senior and first team All-SEC and second-team All-America as a junior ... owns the Alabama record for career interception return yards with 303 on 9 interceptions ... as a senior he was selected as one of the Crimson Tide's permanent team captains for the 2016 season ... earned second team All-SEC honors from the conference coaches, despite playing in only eight games ... suffered a season-ending leg injury against Texas A&M as a senior ... as a junior, made the transition to safety in the spring of 2015 and excelled in his new role; selected to the All-SEC First Team by the conference coaches in 2015; led SEC in INTs (six) that season ... one of 16 semifinalists for the Jim Thorpe Award, presented annually to the nation's top defensive back, in 2015.

PERSONAL: Played at Boyd Anderson High School in Lauderdale Lakes, Fla. under coach Wayne Blair ... ESPN listed him as No. 54 wide receiver; caught 37 passes for 792 yards and touchdowns on the offensive side of the ball as a senior in 2012; added five INTs, 66 tackles and one forced fumble on defense and returned two interceptions for touchdowns.

REGULAR SEASON COMPARISON: DEFENSIVE - TENNESSEE TITANS

DATE	OPP	TACKLES										MISC			
		W/L	GP/GS	TOT	SOLO	ASST	SACK	YDS.	INT	TFL	PD	QBH	TD	FF	FR
11/8/20	CHI @ TEN	L	S	2	2	0	0.0	0.0	0	0	0	1	0	0	0
TOTALS		0/1	1/1	2	2	0	0.0	0.0	0	0	1	0	0	0	0

EDDIE JACKSON'S NFL REGULAR SEASON DEFENSIVE STATISTICS

DATE	TEAM	GP	GS	TACKLES							INTERCEPTIONS					O. FUMB				ST				MISC			
				TK	S	A	TFL	YDS	SK	YDS	QBH	NO	YDS	LG	TD	PD	FF	FR	TD	YDS	TK	S	A	FF	FR	S	A
2017	Bears	16	16	70	53	17	1	1	0.0	0.0	0	2	82	76t	1	6	1	3	1	75	3	2	1	0	0	0	0
2018	Bears	14	14	51	41	10	2	3	1.0	2.0	1	6	81	41t	2	15	2	1	1	65	0	0	0	0	0	0	0
2019	Bears	16	16	60	51	9	5	16	1.0	1.0	0	2	18	14	0	5	1	1	0	3	0	0	0	0	0	0	0
2020	Bears	16	16	82	63	19	1	0	0.0	0.0	0	0	0	0	0	5	3	1	1	8	0	0	0	0	0	0	0
2021	Bears	14	14	76	54	22	4	8	0.0	0.0	0	0	0	0	0	2	1	0	0	0	0	0	0	0	0	0	0
2022	Bears	12	12	80	59	21	1	1	0.0	0.0	0	4	44	26	0	6	2	0	0	0	0	0	0	0	0	0	0
NFL TOTALS		88	88	419	321	98	14	29	2.0	3.0	1	14	225	76T	3	39	10	6	3	151	3	2	1	0	0	0	0

EDDIE JACKSON'S NFL POSTSEASON DEFENSIVE STATISTICS

DATE	TEAM	GP	GS	TACKLES							INTERCEPTIONS					O. FUMB				ST				MISC			
				TK	S	A	TFL	YDS	SK	YDS	QBH	NO	YDS	LG	TD	PD	FF	FR	TD	YDS	TK	S	A	FF	FR	S	A
2018	Bears	0	0	0	0	0	0	0	0.0	0.0	0	0	0	0	0	0	0	0	0	0	0	0	0	0	0	0	0
2020	Bears	1	1	6	6	0	0	0	0.0	0.0	0	0	0	0	0	0	0	0	0	0	0	0	0	0	0	0	0
NFL TOTALS		1	1	6	6	0	0	0	0.0	0.0	0	0	0	0	0	0	0	0	0	0	0	0	0	0	0	0	0

SINGLE-GAME HIGHS: DEFENSIVE

Total Tackles 11 at Dallas Cowboys, Oct 30, 2022
...2 more at 11.

Solo Tackles 10 at Philadelphia Eagles, Nov 03, 2019
Sacks 1.0 vs. Dallas Cowboys, Dec 05, 2019
...1 more at 1.0.

Passes Defensed 3 vs. Los Angeles Rams, Dec 09, 2018
Forced Fumbles 1 vs. Washington Commanders, Oct 13, 2022
...9 more at 1.

Fumble Recoveries 1 at Los Angeles Rams, Oct 26, 2020
...5 more at 1.

Tackles For Loss 2 at Los Angeles Rams, Nov 17, 2019
Interceptions 1 at Dallas Cowboys, Oct 30, 2022
...13 more at 1.

Interception Return Yards 76 vs. Carolina Panthers, Oct 22, 2017
Special Teams Tackles 1 at Minnesota Vikings, Dec 31, 2017
...2 more at 1.

Longest Opp Fumble Return 75 vs. Carolina Panthers, Oct 22, 2017

SINGLE-GAME HIGHS - POSTSEASON: DEFENSIVE

Total Tackles 6 at New Orleans Saints, Jan 10, 2021

Solo Tackles 6 at New Orleans Saints, Jan 10, 2021

SINGLE-GAME HIGHS: RUSHING/RECEIVING

All-Purpose Yards 151 vs. Carolina Panthers, Oct 22, 2017
Fair Catches 1 vs. Minnesota Vikings, Oct 09, 2017
Punt Return Yards 6 at Baltimore Ravens, Oct 15, 2017
Longest Punt Return 7 at Baltimore Ravens, Oct 15, 2017

Punt Returns 2 at Baltimore Ravens, Oct 15, 2017
Special Teams Tackles 1 at Minnesota Vikings, Dec 31, 2017
...2 more at 1.
Most TDs 2 vs. Carolina Panthers, Oct 22, 2017



Teven
JENKINS

76

Ht: 6-6
DOB: 3/3/98
Bears Season: 3
Acquired: D2-21

Wt: 321
College: Oklahoma State
NFL Season: 3

OFFENSIVE LINEMAN

PRO CAREER: Finished his second season with the Bears in 2022 ... The Chicago Bears selected Oklahoma State offensive lineman Teven Jenkins with the 39th overall pick in the 2021 NFL Draft ... the Bears acquired the selection early in the draft after completing a trade with the Carolina Panthers in which the Bears received Carolina's 39th overall pick and 2021 fifth-round pick (No. 151) in exchange for Chicago's 2021 second-round (No. 52) and third-round (No. 83) picks ... Jenkins is the 12th Cowboy selected by the Bears in franchise history and the first since TE Alonzo Mayes in 1998 ... He is the highest offensive tackle drafted by the Bears since Gabe Carimi was drafted in the first round in 2011 ... Played in six games with two starts as a rookie.

2022 SEASON (BEARS): Played in 13 games (11 starts) in 2022 ... Started at right guard in Week 1 vs. San Francisco and featured in over half the offensive snaps in addition to assisting on special teams ... Made his second consecutive start at right guard in Week 2 at Green Bay, playing on both the offensive line and on special teams ... Featured on the offensive line and on special teams in the Week 3 win vs. Houston ... Did not start in Week 4 at New York but played 76% of the offensive snaps taken ... Made the start at right guard in Week 5 at Minnesota and featured in every offensive snap ... Made another start against the Commanders in Week 6 ... Started at right guard in the Week 7 win at New England, helping block en route to 243 rushing yards as a team and a season-high 33 points ... In Week 8 at Dallas, made the start at right guard and helped block for a Bears offense that posted over 200 rushing yards for the third straight week, a streak that had not been reached since the 1968 season ... Made the start at right guard and helped block en route to the Bears' fourth straight game with over 225 rushing yards, led by quarterback Justin Fields' 178 yards on 15 rushes, which set the regular-season record for most rushing yards in a game by a quarterback ... They became the second team in the Super Bowl era, joining the 1976 Pittsburgh Steelers, to rush for at least 225 yards in four consecutive games ... Returned to the starting lineup against the Jets in Week 12 and played in each offensive snap ... Started at right guard in Week 13 against the Packers and played every offensive snap ... Started at right guard against the Eagles in Week 15 but left the game due to injury ... Made the start at Detroit in Week 17.

2021 SEASON (BEARS): After returning from the Injured Reserve prior to Week 13, Jenkins played in the remaining six games of the season, owning two starts ... Made his NFL debut Week 13 vs. the Cardinals, helping pave the way for RB David Montgomery to record a season-high 141 all-purpose yards ... Stepped in for Bears LT Jason Peters and played 49 snaps on offense Week 14 at the Packers ... Made his first-career start Week 15 vs. the Vikings ... Helped pave the way for the Bears to find the endzone on two rushing touchdowns during the Week 16 win at Seattle.

TRANSACTIONS:


06/16/2021: Signed by the Bears/draft choice (four-year contract through 2024)

COLLEGE: Had 35 career starts for the Cowboys, helping pave the way for All-Americans Mason Rudolph, James Washington, Tylan Wallace and Chuba Hubbard, who led the nation in rushing in 2019 with 2,094 yards ... Jenkins only allowed two sacks in those 35 career starts, according to *Pro Football Focus* ... 2020 First Team All-Big 12 (Coaches/AP) ... 2020 Honorable Mention Big 12 Offensive Lineman of the Year (Coaches) ... 2019 OSU Thurman Thomas Award (outstanding offensive player) ... an important part of a unit that paved the way for Chuba Hubbard to lead the FBS in rushing yards and earn All-America and Big 12 Offensive Player of the Year status in 2019 ... helped the Cowboys average 229.6 rushing yards per game in 2019 - OSU's highest average since 2008.

PERSONAL: Played for coach Walt Alexander at Topeka; a two-time honoree on Kansas all-state, all-league and all-city teams ... recognized on the academic honor roll all four years of his high school career ... also played basketball and baseball.

TEVEN JENKINS' NFL REGULAR SEASON STATISTICS

DATE	TEAM	GP	GS
2021	Bears	6	2
2022	Bears	13	11
NFL TOTALS		19	13



Jaylon
JOHNSON

33

Ht: 6-0
DOB: 4/19/99
Bears Season: 4
Acquired: D2b-20

Wt: 196
College: Utah
NFL Season: 4

DEFENSIVE BACK

PRO CAREER: Completed his third season with the Bears in 2022; selected in the second round of the 2020 NFL Draft (50th overall) by the Bears ... Has started in all 39 games of his career, owning 125 tackles (99 solo), 31 PDs, 1 INT and 1 FR.

2022 SEASON (BEARS): Played in and started 11 games during the 2022 season before going on IR after Week 15 ... Started Week 1 at defensive back in the win vs. San Francisco; forced Chicago's first turnover of the 2022 NFL season, punching the ball out of WR Deebo Samuel's hands with 9:10 to go in the first quarter ... Johnson finished the contest with four tackles (three solo) and one tackle for loss on top of his forced fumble ... Started and played every defensive snap in Week 2 at Green Bay ... Returned to the starting lineup in Week 6 vs. Washington, finishing with three combined tackles (two solo) and one pass defended ... Registered a pair of tackles (both solo) against the Patriots in Week 7 ... Had one tackle and one pass defended in Week 8 at Dallas ... Had four total tackles (three solo) and one PD in Week 9 vs. Miami ... Recorded four total tackles (all solo) against the Lions in Week 10 ... Had two tackles (one solo) and the first fumble recovery of his career against the Falcons in Week 11 ... Finished with seven total tackles (five solo) and one PD against the Jets in Week 12 ... Recorded a career-best six solo tackles as well as three passes defended against the Eagles in Week 15 ... It's the third time in his career with three or more PD in a game, with the last time doing so coming on Sept. 9, 2021 vs. Cincinnati, where he had a career-best four PD.

2021 SEASON (BEARS): Started in 15 games, only missing two due to COVID-19... Finished the season with **46 tackles (37 solo) and nine PDs ... Registered five tackles (three solo) and recorded a PD in the Bears season-opener against the Rams ... Snagged his first career INT in the fourth quarter of the Week 2 win over the Bengals ... Logged three solo tackles at the Browns in Week 3 ... Recorded two tackles to contribute to the Bears Week 5 win at the Raiders ... Registered three tackles in Week 6 vs. the Packers ... Recorded a team-high and season-high six tackles (five solo) and forced his first career fumble in the Week 12 victory at the Lions.**

2020 SEASON (BEARS): Started all but three games (Weeks 15-17) for the Bears at cornerback, missing the final three games and the Wild Card playoff game due to a shoulder injury ... despite missing the last three regular season games, Johnson still finished fourth in the NFC with 15 PDs; had five games with multiple PDs ... his five PDs in his first two games were the second most by a rookie defender in their first two games since the league started tracking PDs in 1999 (Marcus Peters had seven through his first two games in 2015) ... started at cornerback Week 1 at Detroit, making him the first Bears rookie to start at corner on opening day since Walt Harris in 1996; became the first non-first round draft pick to start at corner for the Bears in the opener since Mike Richardson in 1983; also broke up a Matthew Stafford pass in the end zone on the final play to help secure the victory ... recorded three tackles and two PDs in the win at the Panthers; broke up a pass on Carolina's opening drive that led to a Tashaun Gipson INT and setting up Chicago's first touchdown ... logged five tackles, his second most of the season, in Week 10 and added one PD.

TRANSACTIONS:
07/21/2020: Signed by the Bears/draft choice (four-year contract through 2023)

COLLEGE: 2019 All-American and two-time first-team All-Pac-12 cornerback (2018-19) ... played in 38 career games with 29 starts, logging seven career interceptions and 28 career passes defended ... his 21 career pass breakups ranked tied for 10th all-time at Utah ... 2018 and 2019 First Team All-Pac-12; earned second-team All-America honors from Walter Camp and the *Associated Press* in 2019 ... also earned second-team All-America honors from *Sports Illustrated* and *USA Today* and third-team honors from *Pro Football Focus* and *Phil Steele* ... started 13 games at corner, missing the bowl game after declaring for the NFL Draft ... ranked third in the Pac-12 and led Utah with 11 pass breakups, fourth in the league in passes defended (13) and passes defended per game (1.00) ...three tackles vs. Washington and returned an interception 39 for his second career touchdown ... started all 14 games at corner in 2018, recorded four interceptions led Utah and tied for third in the Pac-12 ... second in the Pac-12 and eighth in the nation with 126 interception return yards; recorded 41 tackles (2.0 TFL, 1.0 sack) ... named Pac-12 Defensive Player of the Week after returning an interception 100 yards for a touchdown against Stanford for just the third 100-yard interception return in Utah's history ... played in all 12 regular season games as a freshman in 2017 with two starts (Arizona, Washington).

PERSONAL: Named to the US Army High School All-American Bowl ... sixth-ranked cornerback in the 2017 recruiting class by *Rivals.com* and eighth by *Scout* ... 2016 First Team *USA Today* All-USA California Football Team; also lettered three years in basketball ... business major, received his degree in December 2019.

REGULAR SEASON COMPARISON: DEFENSIVE - TENNESSEE TITANS

DATE	OPP	TACKLES										MISC			
		W/L	GP/GS	TOT	SOLO	ASST	SACK	YDS.	INT	TFL	PD	QBH	TD	FF	FR
11/8/20	CHI @ TEN	L	S	2	1	1	0.0	0.0	0	0	2	0	0	0	0
TOTALS		0/1	1/1	2	1	1	0.0	0.0	0	0	2	0	0	0	0

JAYLON JOHNSON'S NFL REGULAR SEASON DEFENSIVE STATISTICS

DATE	TEAM	GP	GS	TACKLES							INTERCEPTIONS					O. FUMB			ST				MISC				
				TK	S	A	TFL	YDS	SK	YDS	QBH	NO	YDS	LG	TD	PD	FF	FR	TD	YDS	TK	S	A	FF	FR	S	A
2020	Bears	13	13	44	34	10	1	4	0.0	0.0	0	0	0	0	15	0	0	0	0	0	0	0	0	0	0	0	0
2021	Bears	15	15	46	37	9	1	1	0.0	0.0	0	1	3	3	0	9	1	0	0	0	0	0	0	0	0	0	0
2022	Bears	11	11	35	28	7	1	0	0.0	0.0	0	0	0	0	7	1	1	0	17	0	0	0	0	0	0	0	0
NFL TOTALS		39	39	125	99	26	3	5	0.0	0.0	0	1	3	3	0	31	2	1	0	17	0	0	0	0	0	0	0


JAYLON JOHNSON'S NFL POSTSEASON DEFENSIVE STATISTICS

DATE	TEAM	GP	GS	TACKLES							INTERCEPTIONS					O. FUMB			ST				MISC				
				TK	S	A	TFL	YDS	SK	YDS	QBH	NO	YDS	LG	TD	PD	FF	FR	TD	YDS	TK	S	A	FF	FR	S	A
2020	Bears	0	0	0	0	0	0	0	0.0	0.0	0	0	0	0	0	0	0	0	0	0	0	0	0	0	0	0	0
NFL TOTALS		0	0	0	0	0	0	0	0.0	0.0	0	0	0	0	0	0	0	0	0	0	0	0	0	0	0	0	0

SINGLE-GAME HIGHS: DEFENSIVE

Total Tackles 7 at New York Jets, Nov 27, 2022
Solo Tackles 6 vs. Philadelphia Eagles, Dec 18, 2022
Passes Defensed 4 vs. Cincinnati Bengals, Sep 19, 2021
Forced Fumbles 1 at Detroit Lions, Nov 25, 2021
Fumble Recoveries 1 at Atlanta Falcons, Nov 20, 2022

Tackles For Loss 1 vs. San Francisco 49ers, Sep 11, 2022
 ..2 more at 1.
Interceptions 1 vs. Cincinnati Bengals, Sep 19, 2021
Interception Return Yards 3 vs. Cincinnati Bengals, Sep 19, 2021
Longest Opp Fumble Return 17 at Atlanta Falcons, Nov 20, 2022



Braxton
JONES

70

Ht: 6-5
DOB: 3/27/99
Bears Season: 2
Acquired: D5a-22

Wt: 310
College: Southern Utah
NFL Season: 2

OFFENSIVE LINEMAN

PRO CAREER: Drafted by the Bears in the fifth round of the 2022 NFL Draft (No. 168 overall) ... Started in every game of the 2022 season as a rookie.

2022 SEASON (BEARS): Started every game of the 2022 season as a rookie ... Started at left tackle in Week 1 vs. San Francisco and played every offensive snap ... In making the start, he became just the sixth offensive lineman drafted in the fifth round or later to start a game at left tackle for an NFL team, joining Russell Freeman (DEN, 1992), Everett Lindsay (MIN, 1993), Shar Pourdanesh (WAS, 1996), Mike Harris (SD, 2012) and Desmond Harrison (CLE, 2018) (*STATS Research*) ... Made his second straight start at left tackle in Week 2 at Green Bay and was on the field for all offensive snaps, helping running back David Montgomery rush for a season-best 122 yards ... Played every offensive snap for the third consecutive week against Houston, helping block for running back Khalil Herbert en route to a career-high 157 rushing yards ... Made the start at left tackle in Week 4 at New York ... Featured in every snap at Minnesota in Week 5 ... Was the starter at left tackle in Week 6 vs. Washington ... Started at left tackle and played every offensive snap in Week 7 at New England ... Was the starting left tackle in Week 8 at Dallas, playing all 79 offensive snaps ... Got the starting nod at left tackle in Week 9 vs. Miami, and paved way to the Bears' fourth straight game with over 225 rushing yards, led by quarterback Justin Fields' 178 yards on 15 rushes, which set the regular-season record for most rushing yards in a game by a quarterback ... They became the second team in the Super Bowl era, joining the 1976 Pittsburgh Steelers, to rush for at least 225 yards in four consecutive games ... Started at left tackle in Week 10 vs. Detroit and led the way to 258 rushing yards on the afternoon, the fifth consecutive game in which the Bears have topped 225 yards on the ground ... The Bears are now the first team in NFL history to rush for at least 225 yards in five straight games ... They're also the second team since 1920 with at least 2,000 rushing yards as a team (2,017) through their first 10 games of a season, joining the 2019 Baltimore Ravens (2,031) ... Started at left tackle against the Falcons in Week 11, playing every offensive snap ... Made the start at left tackle against the Jets in Week 12 ... Played 100% of the offensive snaps against the Packers in Week 13 ... Played every snap on offense, starting at left tackle against the Eagles in Week 15 ... Was the starting left tackle against Buffalo in Week 16 ... Was the starting left tackle at Detroit in Week 17, helping pave way to 200 rushing yards ... Played every snap on offense in the final regular season contest vs. Minnesota, helping the Bears set a new single-season franchise rushing record with a season total of 3,014 rushing yards, passing the 1984 Bears' mark of 2,974.

TRANSACTIONS:

04/30/2022: Drafted by the Bears in the fifth round of the 2022 NFL Draft (No. 168 overall)


05/06/2022: Signed by the Bears/draft choice (four-year contract through 2025)

COLLEGE: 2021 All-Big Sky First Team selection ... Hero Sports FCS All-American selection ... Associated Press FCS First Team All-America selection ... In 2019 was named Sophomore All-American by HERO Sports ... Named to the All-Big Sky Third Team ... Appeared in all but one game for then Southern Utah Thunderbirds.

PERSONAL: Named Offensive MVP and All-Region two years in a row while playing for Murray High School (Utah) ... Also played basketball.

BRAXTON JONES' NFL REGULAR SEASON STATISTICS

DATE	TEAM	GP	GS
2022	Bears	17	17
NFL TOTALS		17	17



Jaylon
JONES

31

Ht: 5-11
DOB: 10/14/97
Bears Season: 2
Acquired: UDFA-22

Wt: 190
College: Ole Miss
NFL Season: 2

DEFENSIVE BACK

PRO CAREER: Signed by the Bears as an undrafted free agent out of the University of Mississippi in May of 2022 ... Competed in 16 contests (four starts), totaling 40 tackles (29 solo) and two PDs in his first season as a Bear.

2022 SEASON (BEARS): Appeared in 16 games (four starts) during his rookie campaign ... Played in his first career NFL game in Week 1 vs. San Francisco, assisting on the special teams side with one special teams tackle ... Featured in 15 snaps on special teams in Week 2 at Green Bay ... Recorded two tackles (one solo) in the Bears' Week 3 victory over Houston ... Logged tackles on defense for the second consecutive game, finishing with two solo tackles and one special teams tackle in Week 4 at New York ... In Week 5 at Minnesota, finished with 11 combined tackles (eight solo), the most he's had in a game ... Had one assist on special teams in Week 6 vs. Washington ... Played in over half the snaps on special teams in the Week 7 win at New England ... Finished with a special teams tackle in Week 8 at Dallas ... Registered one combined tackle in Week 9 vs. Miami ... Had one solo tackle in Week 10 vs. Detroit ... Featured on special teams and defense against the Falcons in Week 11 ... Had two combined tackles (one solo) vs. the Jets in Week 12 ... Started at defensive back in Week 13 vs. Green Bay and finished second on the team in tackling with eight combined (six solo) tackles ... Contributed five combined tackles (four solo) against the Eagles in Week 15 ... Made the third start of his career against Buffalo in Week 16, and finished with four combined (two solo) tackles in addition to a pair of passes defended, which were the first of his career ... Recorded three solo tackles at Detroit in Week 17.

TRANSACTIONS:

05/06/2022: Signed/UDFA with the Chicago Bears

COLLEGE: Played in 50 games over six seasons at Ole Miss, amassing 153 tackles, 6.5 tackles-for-loss, one interception, 19 pass breakups, two forced fumbles and one fumble recovery ... Also returned two kickoffs for touchdowns ... Sustained season-ending injuries in first game in 2018 and fourth contest in 2020 ... Earned his master's degree in criminal justice after graduating with bachelor's degree in multi-disciplinary studies in December 2019.

PERSONAL: Attended Allen High School (Texas) ... Rated a 4-star prospect by Rivals, Scout and ESPN ... Rated the nation's ninth-best cornerback by Scout ... Listed as the No. 11 safety in the nation according to ESPN and No. 19 according to Rivals ... Ranked the No. 125 overall prospect according to Scout and ranked No. 206 on the ESPN 300 list ... Named first-team all-state by USA Today after racking up 61 tackles, 11 pass breakups and an interception as a senior ... Helped Allen to three straight state title appearances, winning back-to-back titles in 2013 and 2014.

JAYLON JONES' NFL REGULAR SEASON DEFENSIVE STATISTICS

DATE	TEAM	GP	TACKLES										INTERCEPTIONS					O. FUMB				ST			MISC		
			GS	TK	S	A	TFL	YDS	SK	YDS	QBH	NO	YDS	LG	TD	PD	FF	FR	TD	YDS	TK	S	A	FF	FR	S	A
2022	Bears	16	4	40	29	11	0	0	0.0	0.0	0	0	0	0	2	0	0	0	0	0	7	4	3	1	0	0	0
NFL TOTALS		16	4	40	29	11	0	0	0.0	0.0	0	0	0	0	2	0	0	0	0	7	4	3	1	0	0	0	

SINGLE-GAME HIGHS: DEFENSIVE

Total Tackles
Solo Tackles
Passes Defensed


12 at Minnesota Vikings, Oct 09, 2022
9 at Minnesota Vikings, Oct 09, 2022
2 vs. Buffalo Bills, Dec 24, 2022

Special Teams Tackles

2 at Dallas Cowboys, Oct 30, 2022
...1 more at 2.

Special Teams Forced Fumbles

1 at Minnesota Vikings, Oct 09, 2022



Justin
JONES

93

Ht: 6-3 **Wt:** 309
DOB: 8/28/96 **College:** North Carolina State
Bears Season: 2 **NFL Season:** 6
Acquired: UFA-22 (LAC)

DEFENSIVE LINEMAN

PRO CAREER: Completed his fifth NFL season and first the Bears in 2022 after spending the previous four with the Los Angeles Chargers ... Has appeared in 68 games with 52 starts, totaling 170 tackles (91 solo), 7.5 sacks, 20 QBH, 24 TFL, six passes defended, one forced fumble and three fumble recoveries... Originally drafted by the Los Angeles Chargers in the third round (84th overall) of the 2018 NFL Draft.

2022 SEASON (BEARS): Started in all 17 games of the 2022 season ... Started at defensive tackle in Week 1, finishing the contest with two tackles (one solo) and one pass defended ... In Week 2 at Green Bay, recorded eight tackles (five solo) and matched a team-best two tackles-for-loss ... Logged his first sack as a member of the Bears in Week 3 vs. Houston, bringing down quarterback Davis Mills for a loss of eight yards; finished the contest with two solo tackles, one tackle for loss and two QBH ... Finished third on the team with six combined tackles (two solo) in Week 4 at New York, while also matching a career-best two tackles-for-loss ... In Week 5 at Minnesota, got to Vikings quarterback Kirk Cousins with 2:15 left in the second quarter to give him his second sack of the season, putting him at 6.5 sacks for his career ... Had one pass defended in addition to the sack ... In Week 7 at New England, pounced on a fumbled exchange by Patriots quarterback Bailey Zappe to give the Bears their second takeaway of the evening ... The fumble recovery is the third of his career ... Finished with two combined tackles (one solo) and two PD in addition to the fumble recovery ... Contributed a pair of tackles in Week 8 at Dallas ... Had one solo tackle in Week 9 vs. Miami ... Logged three tackles (all solo) against the Lions in Week 10, two of which came for a loss ... Those two TFL match a single-game career-high, and he's had multiple TFL in a game three other times in his career ... Also registered one QBH ... Got on the stat sheet with three combined tackles (two solo) at Atlanta in Week 11 ... Contributed five combined tackles and one QBH against the Jets in Week 12 ... Had three combined (two solo) tackles against the Bills in Week 16 ... Had six combined tackles (three solo) and recorded his third sack of the season in Week 17 at Detroit ... Posted three solo tackles in Week 18 vs. Minnesota, all of which were credited as TFL's; his three TFL in the Vikings game mark a career-high.

2021 SEASON (CHARGERS): Started in the Week 1 contest vs. Washington before sitting out for five games due to injury ... Returned from injury and started in 11 games, logging 37 tackles (20 solo), 3.0 sacks, five QBH, five TFL, one pass defended and two fumble recoveries ... His best game of the season was vs. the Vikings when he logged six tackles (three solo), one QBH and one fumble recovery.

2020 SEASON (CHARGERS): Appeared in 13 contests (12 starts), totaling 34 tackles (19 solo), 1.0 sack, five TFL and four QBH ... Had six games throughout the season with 3+ tackles and recorded his first full career sack during the regular season vs. the Falcons.

2019 SEASON (CHARGERS): Started and played in 12 games, recording 30 tackles (18 solo), two TFL, three QBH, one pass defended and his first-career forced fumble ... Started and logged a career-high eight tackles at the Steelers in Week 6.

2018 SEASON (CHARGERS): As a rookie, appeared in 15 games, totaling 17 tackles, 0.5 sack and one QBH ... His best game of the season was during his NFL debut in Week 1 when he notched three tackles vs. the Chiefs ... Started in both of the Chargers post-season contests, recording six tackles, one TFL, 1.0 sack and two QBH.

TRANSACTIONS:

05/11/2018: Signed/draft choice by Los Angeles Chargers (four-year contract through 2021)
 03/18/2022: Signed/UFA with the Chicago Bears (two-year contract through 2023)

COLLEGE: Attended North Carolina State University ... As a junior (2016), solid performer in his first season as a starter, he ranked seventh on the team in tackles ... An honorable mention All-ACC performer according to the league's coaches ... Blocked a field goal versus Boston College ... Majored in sports management.

PERSONAL: An Austell, Ga. native ... Attended South Cobb High School (Ga.) ... As a junior, tallied 63 tackles, including eight for loss ... Honors: Played in the Cobb County All-Star Senior Bowl where he recorded a sack and blocked an extra point ... Also played in the Offense-Defense Senior Bowl ... Rankings: No. 241 player nationally (regardless of position), No. 14 strongside DE nationally, No. 20 player in Georgia by rivals.com. No. 38 DT nationally by ESPN.com.

JUSTIN JONES' NFL REGULAR SEASON DEFENSIVE STATISTICS

DATE	TEAM	GP	GS	TACKLES							INTERCEPTIONS				O. FUMB			ST			MISC					
				TK	S	A	TFL	YDS	SK	YDS	QBH	NO	YDS	LG	TD	PD	FF	FR	TD	YDS	TK	S	A	FF	FR	S
2018	Chargers	15	0	17	7	10	0	0	0.5	3.5	1	0	0	0	0	0	0	0	0	0	0	0	0	0	0	0
2019	Chargers	12	12	30	18	12	2	8	0.0	0.0	3	0	0	0	0	1	1	0	0	0	0	0	0	0	0	0
2020	Chargers	13	12	34	19	15	5	12	1.0	5.0	4	0	0	0	0	0	0	0	0	0	0	0	0	0	0	0
2021	Chargers	11	11	37	19	18	5	15	3.0	9.0	5	0	0	0	1	0	2	0	0	0	0	0	0	0	0	0
2022	Bears	17	17	52	28	24	12	34	3.0	22.0	7	0	0	0	4	0	1	0	0	0	0	0	0	0	0	0
NFL TOTALS		68	52	170	91	79	24	69	7.5	39.5	20	0	0	0	6	1	3	0	0	0	0	0	0	0	0	0

JUSTIN JONES' NFL POSTSEASON DEFENSIVE STATISTICS

DATE	TEAM	GP	GS	TACKLES						INTERCEPTIONS					O. FUMB				ST				MISC					
				TK	S	A	TFL	YDS	SK	YDS	QBH	NO	YDS	LG	TD	PD	FF	FR	TD	YDS	TK	S	A	FF	FR	S	A	
2018	Chargers	2	2	6	3	3	1	3	1.0	3.0	2	0	0	0	0	0	0	0	0	0	0	0	0	0	0	0	0	0
NFL TOTALS		2	2	6	3	3	1	3	1.0	3.0	2	0	0	0	0	0	0	0	0	0	0	0	0	0	0	0	0	

SINGLE-GAME HIGHS: DEFENSIVE

Total Tackles	8 at Green Bay Packers, Sep 18, 2022 ...1 more at 8.	Forced Fumbles	1 at Miami Dolphins, Sep 29, 2019
Solo Tackles	5 at Green Bay Packers, Sep 18, 2022	Fumble Recoveries	1 vs. New York Giants, Dec 12, 2021 ...1 more at 1.
Sacks	1.0 at Detroit Lions, Jan 01, 2023 ...6 more at 1.0.	Tackles For Loss	3 vs. Minnesota Vikings, Jan 08, 2023
Passes Defensed	2 at New England Patriots, Oct 24, 2022		

SINGLE-GAME HIGHS - POSTSEASON: DEFENSIVE

Total Tackles	4 at Baltimore Ravens, Jan 06, 2019	Sacks	1.0 at Baltimore Ravens, Jan 06, 2019
Solo Tackles	2 at Baltimore Ravens, Jan 06, 2019	Tackles For Loss	1 at Baltimore Ravens, Jan 06, 2019



Velus
JONES JR.

(WAV-us)

12

Ht: 6-0
DOB: 5/11/97
Bears Season: 2
Acquired: D3-22

Wt: 200
College: Tennessee
NFL Season: 2

WIDE RECEIVER

PRO CAREER: Selected by the Bears in the third round of the 2022 NFL Draft (No. 71 overall) ... During his rookie campaign in 2022, Jones Jr. played in 12 games, making two starts, and totaled seven receptions for 107 yards and one receiving touchdown in addition to a 42-yard rushing touchdown ... He also recorded 607 kickoff return yards (27.6 avg.) throughout the 2022 season.

2022 SEASON (BEARS): Appeared in 12 games (two starts) ... Made his NFL debut in Week 4 at New York, working primarily on special teams ... In Week 5 at Minnesota, took a nine-yard touch-pass into the endzone to bring the score to 21-16 (10:31) ... The reception was the first offensive touch of his career, and he becomes the second offensive skill player in franchise history to score a touchdown on the first offensive touch of their NFL career, the last player to do so being Adam Shaheen on Sept. 24, 2017 at Cincinnati (*STATS LLC*) ... Finished with one reception for 10 yards and one rush for eight yards against the Commanders in Week 6 ... Saw game action on offense and special teams in Week 7 at New England ... In Week 8 at Dallas, took an end around rush for 18 yards with 4:45 remaining in the first quarter ... That stands as the longest offensive play of his career to date ... Finished with two rushes totaling 33 yards and one reception for five yards ... In Week 11 at Atlanta, took the Bears' first kickoff return 55 yards to the Falcons' 44-yard line ... It was the longest kick return since former Bears returner Cordarrelle Patterson had a 104-yard return vs. the Minnesota Vikings on Nov. 16, 2020 ... Rushed twice for six yards against the Jets in Week 12, and also played in over half the snaps on special teams ... Rushed one time for one yard against the Packers in Week 13, and also returned four kicks, including one return of 42 yards ... Caught one pass for three yards and had one rushing attempt against the Eagles in Week 15 ... Finished with two receptions and a team-best 52 yards against Buffalo in Week 16 ... Caught a 44-yard pass from Fields to set the Bears up in Buffalo territory, which is the longest offensive play of his career ... Also had four kick returns totaling 113 yards, including a long of 40 yards ... Had one rush for 13 yards and also had a career-best 63-yard kickoff return at Detroit in Week 17 ... In Week 18 vs. Minnesota, caught one pass for 28 yards and had one rushing attempt that went for a 42-yard touchdown, the second score of his rookie season ... Also had four kick returns, with a long of 25 yards ... In doing so, he becomes the first Bears player to record a reception, rush and return all above 25+ yards in the same game since Walter Payton on Dec. 21, 1975 ... He's the first NFL player to do so since Chase Edmonds on Oct. 11, 2020.

TRANSACTIONS:

04/29/2022: Selected by the Bears in the third round of the 2022 NFL Draft (No. 71 overall)

05/17/2022: Signed/draft choice by the Bears (four-year contract through 2025)

COLLEGE: One of the most dynamic receivers and return specialists in the nation in his two seasons at Tennessee ... 2021 SEC Co-Special Teams Player of the Year and All-SEC First Team ... spent his first four seasons at Southern Cal from 2016-19 before transferring to Tennessee in the spring of 2020 ... played in 61 career games with 21 starts (23 games and 15 starts at Tennessee) ... including his time at USC, hauled in 120 passes for 1,434 yards and 11 touchdowns for his career ... at UT, caught 84 passes for 1,087 yards and 10 scores ... in his three seasons on the field at USC, logged 36 receptions for 347 yards to go along with 1,947 kickoff return yards on a school-record 81 attempts ... finished his career as the FBS' active career leader in kickoff return yards with 2,973 and averaged 24.4 yards per kick return ... as a senior at UT in 2021, he played in all 13 games with nine starts ... was the only player in the nation with over 800+ receiving yards, 200+ punt return yards and 600+ kickoff return yards ... finished his USC career second all-time in school history in kickoff return yards, 194 behind record-holder Adoree' Jackson ... scored 14 touchdowns three different ways at the college level - receiving (11), rushing (1) and kick return (2) ... owned three 100-yard receiving games with all three occurring at UT ... racked up 4,738 all-purpose yards in his career, including 2,416 at UT and 2,322 at USC ... logged 272 career punt return yards - all at UT - and averaged 15.1 yards per return ... finished ninth in UT career kick return yards (1,026), sixth in school history in kick return average (25.0) and ninth in kick returns (41) ... earned his undergraduate degree from USC in December 2019 and completed his master's degree at Tennessee in December 2021 ... selected to play in his hometown all-star game, the Reese's Senior Bowl, in February 2022 ... was the leading receiver for the American Team, catching four passes for 53 yards, including a long of 32 ... invited to the 2022 NFL Combine in March.

PERSONAL: One of the top prospects out of the state of Alabama for the Class of 2016 ... Made 2015 Prep Star All-Southeast Region, USA Today All-Alabama first team, AL.com Super All-State first team, Alabama Sportswriters Association All-State Class 6A first team and All-Coastal Alabama first team as a senior wide receiver at Saraland High School ... Hauled in 48 receptions for 945 yards (19.7 avg) with 10 touchdowns in 2015 ... Added 172 rushing yards with two touchdowns on the ground and two touchdowns on special teams that same season ... As a junior in 2014, earned all-state and all-region after collecting 51 receptions for 1,118 yards (21.9 avg) with nine touchdowns ... Helped lead Saraland to the 2014 Class 6A state championship game ... full name is Velus Tyler Phillip Jones Jr. ... born May 11, 1997 ... son of Velus Jones Sr. and San'tae White ... earned his bachelor's degree in sociology from Southern California in December 2019 ... earned his master's degree at Tennessee in agricultural leadership, education and communications in December 2021.

VELUS JONES JR.'S NFL REGULAR SEASON RUSHING/RECEIVING STATISTICS

DATE	TEAM	RECEIVING							RUSHING				
		GP	GS	NO.	YDS.	AVG.	LG	TD	NO.	YDS.	AVG.	LG	TD
2022	Bears	12	2	7	107	15.3	44	1	9	103	11.4	42T	1
NFL TOTALS		12	2	7	107	15.3	44	1	9	103	11.4	42T	1

VELUS JONES JR.'S NFL REGULAR SEASON RETURN STATISTICS

DATE	TEAM	KICKOFF RETURNS					PUNT RETURNS					
		RET.	YDS.	AVG.	LG	TD	NO.	FC	YDS.	AVG.	LG	TD
2022	Bears	22	607	27.6	63	0	5	1	35	7.0	19	0
NFL TOTALS		22	607	27.6	63	0	5	1	35	7.0	19	0

SINGLE-GAME HIGHS: RUSHING/RECEIVING

Rush Attempts

2 at New York Jets, Nov 27, 2022
 ...1 more at 2.

Rushing Yards

33 at Dallas Cowboys, Oct 30, 2022

Longest Runs

42t vs. Minnesota Vikings, Jan 08, 2023

Receptions

2 vs. Buffalo Bills, Dec 24, 2022

Receiving Yards

52 vs. Buffalo Bills, Dec 24, 2022

Longest Receptions

44 vs. Buffalo Bills, Dec 24, 2022

All-Purpose Yards

165 vs. Buffalo Bills, Dec 24, 2022

Kickoff Returns

4 vs. Minnesota Vikings, Jan 08, 2023
 ...2 more at 4.

Kickoff Return Yards

114 vs. Green Bay Packers, Dec 04, 2022

Longest Kickoff Return

63 at Detroit Lions, Jan 01, 2023

Fair Catches

1 vs. Washington Commanders, Oct 13, 2022

Punt Return Yards

19 at New York Giants, Oct 02, 2022

Longest Punt Return

19 at New York Giants, Oct 02, 2022

Punt Returns

3 vs. Washington Commanders, Oct 13, 2022

Punt Return Average


5.3 vs. Washington Commanders, Oct 13, 2022

Kickoff Return Average

28.5 vs. Green Bay Packers, Dec 04, 2022

Most TDs

1 vs. Minnesota Vikings, Jan 08, 2023
 ...1 more at 1.



Cole
KMET
(koh-MET)

85

Ht: 6-6

DOB: 3/10/99

Bears Season: 4

Acquired: D2a-20

Wt: 260

College: Notre Dame

NFL Season: 4

TIGHT END

PRO CAREER: Completed his third season with the Bears in 2022 ... Originally selected in the second round of the 2020 NFL Draft (43rd overall) by the Bears ... Has played in 50 career games (43 starts), recording 1,399 career receiving yards and nine touchdowns.

2022 SEASON (BEARS): Started in all 17 games of the 2022 season and led the Bears in receiving yards with 544 ... In Week 3 vs. Houston, finished the contest with three catches for 40 yards ... Had three catches for 16 yards at New York in Week 4 ... Caught four passes for 45 yards against the Vikings in Week 5 ... Against the Cowboys in Week 8, caught a 10-yard touchdown pass from Fields with 13:45 left in the fourth quarter to give the Bears their fourth touchdown of the afternoon ... Was his first touchdown of the season, and the third of his career ... His last touchdown came on Dec. 6, 2020 vs. Detroit ... In Week 9 vs. Miami, finished the day with five receptions for 41 yards and a career-best two touchdown receptions ... Found the endzone on the opening play of the second quarter, scoring on an 18-yard pass from Justin Fields ... Was his career touchdown and his second on the season after scoring at Dallas in Week 8 ... Prior to him, the last time a Bears player caught touchdown passes in consecutive games was Jimmy Graham in Weeks 12 and 13 of the 2021 season ... Connected again for a score, this time on a four-yard touchdown pass with 11:42 left in the fourth quarter to cap off a 10-play, 65-yard drive ... He was the first Bears player with multiple receiving touchdowns in a single game since tight end Jimmy Graham on Dec. 27, 2020 at Jacksonville ... Followed up in Week 10 vs. Detroit with his second straight game with multiple touchdown receptions, hauling in four catches for 74 yards and a pair of TDs ... First scored on a six-yard pass to finish a 10 play, 76-yard drive with 7:40 remaining in the third quarter ... On the Bears' next possession, Fields and Kmet connected for a 50-yard touchdown pass with 2:53 remaining in the third quarter to extend the Chicago lead to 23-10 ... His second touchdown reception of the game also marks his fifth in his last three games as well as his second game with multiple touchdown receptions this season ... The last Bears tight end to log touchdowns in three consecutive games was Trey Burton in 2018, scoring in Weeks 4-7 (Week 5 was a Bye Week) ... Hauled in three passes for 35 yards against the Falcons in Week 11 ... Caught three passes for 27 yards against the Jets in Week 12 ... Had 72 yards receiving on a team-best six catches ... His six catches are tied for the second-most in a game in his career, and his 72 yards is the third-most he's recorded in a single-game ... Caught four passes for 25 yards against the Eagles in Week 15 ... Caught two passes for 27 yards at Detroit in Week 17, one of which went for a touchdown, which was his sixth TD reception of the season and the eighth of his career ... Had four receptions for 57 yards and a touchdown in Week 18 vs. Minnesota.

2021 SEASON (BEARS): Started in all 17 games of the 2021 season ... Surpassed 500 receiving yards on the season in Week 16 at Seattle, Trey Burton was Chicago's most recent tight end to surpass the 500-yard mark, doing so in 2018 with 569 receiving yards on 54 receptions ... His 612 receiving yards on the season were the second-highest on the team ... Recorded five receptions for 42 yards vs. the Rams ... Logged two receptions for 22 yards in the Week 5 win at the Raiders ... Recorded 49 all-purpose yards in Week 6 vs. the Packers ... Caught five passes for 43 yards, including in a 22-yard reception, his second-longest to date, in Week 7 at Tampa Bay ... Logged a career-high 87 yards on six receptions (14.5 avg.) Week 9 at the Steelers ... Caught eight passes for 65 yards during the Week 12 win at the Lions, his second-highest receiving total of his career, trailing only an 87-yard performance at Pittsburgh (Nov. 8) ... Hauled in three receptions for 17 yards Week 14 at the Packers ... Caught six passes for a team-high 71 receiving yards in Week 15 vs. the Vikings ... Surpassed 500 receiving yards on the season in the Week 16 win at Seattle with four catches for 49 yards (12.3 avg.) ... Hauled in four receptions for 48 yards (12.0 avg.) in the Bears final game vs. Minnesota in Week 18 ... Now has nine career touchdown receptions and seven this season ... Those seven touchdowns are tied with New Orleans' Juwan Johnson for third in the NFL amongst all tight ends, and its the third most by a Bears tight end in a single season.

2020 SEASON (BEARS): Started nine of 16 games in his rookie season; had 28 catches for 243 yards and two TDs on the season ... caught 20 passes over the final five games of the regular season after catching only eight passes over the first 11 games ... caught a season-high seven passes for 41 yards in Week 17 vs. the Packers ... made his first career catch in the Week 2 win vs. the Giants, a 12-yarder from Mitchell Trubisky ... hauled in his first touchdown catch in Week 6 at Carolina, a 9-yard pass from Nick Foles on Chicago's opening drive ... had two catches for 45 yards, including a season-long 38-yarder, in Week 7 at the Rams ... caught his second touchdown of the season in Week 13 vs. the Lions, an 11-yarder from Mitchell Trubisky; caught a career-high five passes for 37 yards in that game ... caught four passes for 41 yards (10.3 avg.) in the Week 14 win over the Texans ... caught three passes for 16 yards in the Wild Card playoff game at the Saints.

TRANSACTIONS:

07/26/2020: Signed by the Bears/draft choice (four-year contract through 2023)

07/21/2023: Re-signed by Bears (four-year extension through 2027)

COLLEGE: A three-year letterwinner at Notre Dame; totaled 60 receptions for 691 yards and six touchdowns ... named to the Mackey Award Watch List (2019), awarded to the nation's top tight end ... started 11 games in 2019 as a junior after missing the first two due to a broken collarbone suffered during fall camp ... Notre Dame's second-leading receiver in 2019 with 43 catches for 515 yards and six touchdowns ... had nine receptions for 108 yards and a TD in his first game back from injury at Georgia, earning Mackey Award Tight End of the Week honors ... caught all six passes thrown his way for 61 yards and a score in win over Southern Cal ... caught all five targets in regular-season finale at Stanford for a total of 77 yards ... played in 11 games, making 15 catches for 162 yards in 2018 as a sophomore; season-high four catches for 31 yards in the win over Navy that year ... played tight end in all 13 games as a freshman throughout the 2017 season, finishing with two catches for 14 yards ... also played for the baseball team; in the Spring of 2018 he led the Irish with eight saves while adding 39 strikeouts.

PERSONAL: Played for coach David Archibald at Saint Viator High School near his hometown of Lake Barrington, Ill. ... caught 48 passes for 773 yards and four TDs as a senior at Saint Viator in 2016 ... averaged 96.6 receiving yards/game and 16.1 yards/reception ... 83-ranked overall player and No. 3 tight end by ESPN.com ... Illinois' No. 3-ranked player by Scout.com, No. 3-ranked player by 247Sports, No. 3-ranked player by ESPN and No. 3-ranked player by Rivals ... Played in the U.S. Army All-American Bowl in San Antonio ... Majored in Psychology at Notre Dame ... Named 2016 Second Team *Chicago Tribune* Preps Plus All-State ... 2016 First Team Illinois High School Coaches Association Class 6A All-Illinois.

COLE KMET'S NFL REGULAR SEASON RUSHING/RECEIVING STATISTICS

DATE	TEAM	GP	GS	RECEIVING					RUSHING				
				NO.	YDS.	AVG.	LG	TD	NO.	YDS.	AVG.	LG	TD
2020	Bears	16	9	28	243	8.7	38	2	1	-3	-3.0	-3	0
2021	Bears	17	17	60	612	10.2	25	0	1	0	0.0	0	0
2022	Bears	17	17	50	544	10.9	50t	7	2	9	4.5	8	0
NFL TOTALS		50	43	138	1,399	10.1	50T	9	4	6	1.5	8	0

COLE KMET'S NFL POSTSEASON RUSHING/RECEIVING STATISTICS

DATE	TEAM	GP	GS	RECEIVING					RUSHING				
				NO.	YDS.	AVG.	LG	TD	NO.	YDS.	AVG.	LG	TD
2020	Bears	1	1	3	16	5.3	9	0	0	0	0.0	0	0
NFL TOTALS		1	1	3	16	5.3	9	0	0	0	0.0	0	0

SINGLE-GAME HIGHS: RUSHING/RECEIVING

Rush Attempts
Rushing Yards
Longest Runs
Receptions
Receiving Yards
Receiving Average

2 vs. Miami Dolphins, Nov 06, 2022
 9 vs. Miami Dolphins, Nov 06, 2022
 8 vs. Miami Dolphins, Nov 06, 2022
 8 at Detroit Lions, Nov 25, 2021
 87 at Pittsburgh Steelers, Nov 08, 2021
 18.5 vs. Detroit Lions, Nov 13, 2022

Longest Receptions
Receiving TDs

All-Purpose Yards
Kickoff Returns
Most TDs

Miscellaneous Tackles

50t vs. Detroit Lions, Nov 13, 2022
 2 vs. Detroit Lions, Nov 13, 2022
 ...1 more at 2.
 87 at Pittsburgh Steelers, Nov 08, 2021
 1 vs. Baltimore Ravens, Nov 21, 2021
 2 vs. Detroit Lions, Nov 13, 2022
 ...1 more at 2.
 1 vs. Arizona Cardinals, Dec 05, 2021
 ...1 more at 1.

SINGLE-GAME HIGHS - POSTSEASON: RECEIVING

Receptions
Receiving Yards
Receiving Average

3 at New Orleans Saints, Jan 10, 2021
 16 at New Orleans Saints, Jan 10, 2021
 5.3 at New Orleans Saints, Jan 10, 2021

Longest Receptions
All-Purpose Yards

9 at New Orleans Saints, Jan 10, 2021
 16 at New Orleans Saints, Jan 10, 2021



Doug
KRAMER

68

Ht: 6-2
DOB: 6/4/98
Bears Season: 2
Acquired: D6c-22

Wt: 300
College: Illinois
NFL Season: 2

OFFENSIVE LINEMAN

PRO CAREER: Drafted by the Bears in the sixth round of the 2022 NFL Draft (No. 207 overall).

2022 SEASON (BEARS): Was placed on IR prior to the start of the 2022 season.

TRANSACTIONS:

04/30/2022: Drafted by the Bears in the sixth round of the 2022 NFL Draft (No. 207 overall)

05/06/2022: Signed by the Bears/draft choice (four-year contract through 2025)

COLLEGE: 2021 All-Big Ten second team (coaches) ... All-Big Ten honorable mention (media) ... Phil Steele All-Big Ten second team ... Campbell Trophy semifinalist ... NFF Hampshire Honor Society ... Academic All-Big Ten ... Played in and started 11 games ... No. 26 rated center in the nation by PFF ... Illinois team offensive MVP against Nebraska 8/28/21 ... PFF Preseason All-America honorable mention ... PFF Preseason All-Big Ten second team ... No. 7 ranked interior offensive lineman returning to college football in 2021, according to PFF ... No. 7 NFL Draft center prospect in the nation by Mel Kiper ... 2020 All-Big Ten honorable mention (media & coaches) ... Big Ten Distinguished Scholar ... Started five games at center ... Missed three games due to COVID-19 protocols and injury ... Phil Steele Preseason All-Big Ten third team ... Athlon Preseason All-Big Ten fourth team ... Wuerffel Trophy watch list ... Started all 12 regular season games at center in 2019 ... Missed the Redbox Bowl with an injury, snapping a streak of 27 straight starts All-Big Ten honorable mention (media & coaches) ... Voted team captain by his teammates ... No. 8 graded center in the nation and No. 3 in Power-5 by PFF (79.2) ... Did not allow a sack in 751 snaps ... PFF Big Ten Team of the Week after Eastern Michigan game 9/14/19 ... PFF Big Ten Team of the Week after Akron game 8/31/19 ... Started all 12 games at center in 2018 ... Part of an OL that paved the way for the most-improved running game in the nation (+137.4 ypg from 2017 to '18), finishing 12th in FBS and second in the Big Ten at 243.0 ypg ... Academic All-Big Ten ... 2017 BTN.com All-Freshman Team honorable mention ... Played and started eight games at center ... Made his Illinois debut and first career start in the opener against Ball State ... Academic All-Big Ten.

PERSONAL: Three-year letterwinner at Hinsdale Central ... Played for head coach Dan Hartman ... 2015 West Suburban Conference Offensive Lineman of the Year ... 2015 All-West Suburban Conference ... 2015 All-State honorable mention ... Also was a member of the track and field team at Hinsdale Central ... Dean's List all four years of high school.

DOUG KRAMER'S NFL REGULAR SEASON STATISTICS

DATE	TEAM	GP	GS
2022	Bears	0	0
NFL TOTALS		0	0



Alex
LEATHERWOOD

72

Ht: 6-5

DOB: 1/5/99

Bears Season: 2

Acquired: WFA-22 (LV)

Wt: 312

College: Alabama

NFL Season: 2

OFFENSIVE LINEMAN

PRO CAREER: Selected by the Raiders with the 17th overall pick in the sixth round of the 2021 NFL Draft ... Started in every game during his rookie season with the Raiders and played in four games during his second NFL season with the Bears.

2022 SEASON (BEARS): Appeared in four contests for the Bears in 2022 ... Played in his first game as a member of the Bears against the Packers in Week 13, featuring in 10 snaps on offense and five snaps on special teams ... Played snaps on offense against the Eagles in Week 15 ... Saw game action on offense and special teams against Buffalo in Week 16 ... Suited up in the final regular season contest against Minnesota, playing snaps on the offensive line.

2021 SEASON (RAIDERS): Started all 17 games in his rookie season, starting the first four games of the season at right tackle before moving to right guard in Week 5...Played 100 percent of the team's offensive snaps in 17 of the 18 total games the Raiders played in 2021...Helped the Silver and Black rank 11th in the NFL with 363.8 yards per game...Part of an offensive line that paved the way for 268.6 passing yards per game, which ranked sixth in the NFL...(9/13) vs. Bal.: Made his NFL debut, starting at right tackle...Blocked for QB Derek Carr as he recorded 435 passing yards, marking the third-most of his career...(9/19) at Pit.: Started at right tackle in the win, helping Carr complete 28-of-37 passes for 382 yards with two TDs for a passer rating of 126.2...Left the game due to injury, marking the only offensive snaps that he missed during his rookie season...(9/26) vs. Mia.: Started at right tackle in the win...Helped pave the way for a season-high 497 yards of total offense, including 140 rushing yards...Helped Carr complete 26-of-43 passing for 386 yards, marking his third consecutive game with at least 325 passing yards...(10/4) at LAC: Started at right tackle in the contest, while also seeing action on special teams...(10/10) vs. Chi.: Started his first game at right guard, helping pave the way for RB Josh Jacobs' third rushing TD of the season...(10/17) at Den.: Started at right guard and helped Carr finish with 18-of-27 passing for 341 yards and two TDs for a passer rating of 134.4, marking the sixth-highest rating in his career...(10/24) vs. Phi.: Started at right guard as part of a line that posted its first clean sheet of the season, while helping Carr complete 91.2 percent of his attempts (31-for-34)...(11/7) at NYG: Started at right guard and helped pave the way for 403 yards of total offense, including 117 on the ground...(11/14) vs. KC: Started at right guard and helped the offense record 299 total net yards...(11/21) vs. Cin.: Started at right guard, helping the offense record 278 total net yards...(11/25) at Dal.: Started at right guard as part of an offensive line that paved the way for 509 total net yards, including 143 yards on the ground...(12/5) vs. Was.: Started at right guard, helping the offense record 310 yards...(12/12) at KC: Started at right guard, helping the offense record 290 total net yards...(12/20) at Cle.: Started at right guard, helping the offense record 328 yards of total offense with 98 rushing yards...(12/26) vs. Den.: Started at right guard, helping pave the way for a season-high 160 rushing yards...(1/2/22) at Ind.: Started at right guard in the win, paving the way for 326 yards of total offense...(1/9/22) vs. LAC: Started at right guard, helping pave the way for a season-high 174 rushing yards and 346 yards of total offense...Postseason: (1/15/22) at Cin.: Started at right guard, helping the offense pave the way for 385 yards of total offense, which tied for the 14th most total net yards by the club in the postseason in franchise history.

TRANSACTIONS:

08/25/2022: Signed by the Bears/draft choice (Four-year contract (fifth-year option))

08/30/2022: Released by the Raiders

08/31/2022: Signed with the Bears

COLLEGE: Four-year player at Alabama (2017-20), appearing in 48 games with 41 consecutive starts...Was a unanimous first-team All-American and first-team All-SEC selection by the Associated Press and league coaches in 2020...Also garnered first-team All-American honors by CBS Sports, ESPN.com, the FWAA, The Sporting News and USA Today...Became the program's fourth Outland Trophy Award winner since 2008, while also being recognized as the co-recipient of the SEC Jacobs Blocking Trophy...Anchored an offensive line that won the 2020 Joe Moore Award, given annually to the best offensive line in college football...As a senior, played left tackle for an offensive line that blocked for the Power 5's No. 1 scoring offense (48.5 points per game), No. 1 pass efficiency (198.9), No. 2 passing offense (358.2 yards per game), No. 2 total offense (541.6 yards per game) and the No. 23 rushing attack (83.5 yards per game)...Helped the offensive line surrender just 11 sacks on the season with QB Mac Jones on the field for an eighth ranked .85 average per game...Blocked for a rushing attack that led the nation with 78 rush attempts of 10-or-more yards and the most rushing TDs (37)...Played in 832 snaps in his final season, giving up just two sacks in 13 contests...Named the SEC Offensive Lineman of the Week for his efforts at Arkansas...Against Missouri in the season opener, did not allow a sack and blocked for RB Najee Harris' 98 yards on 17 rushing attempts in the 39-19 win...Against Ole Miss, helped clear a path for an offense that posted the second-most total yards (723) in program history, while aiding Harris to a school-record five rushing TDs and a career-high 206 rushing yards...Earned Offensive Player of the Week honors from coaches after blocking for an offense that totaled 564 yards in the victory against No. 3 Georgia...Named SEC Offensive Lineman of the Week for his play against Arkansas, as the offensive front controlled the line of scrimmage and accounted for 216 rushing yards and 227 passing yards en route to 52 points...Did not allow a sack against the Razorbacks and did not commit a penalty while finishing 100 percent on all of his assignments...Blocked for 605 total yards against Florida to help the program capture its 28th SEC Championship...In the College Football Playoff National Semifinal, earned Alabama Offensive Player of the Week honors for his play against Notre Dame in the Rose Bowl...Did not allow a sack or hurry, allowing time for Jones to finish with 297 passing yards, while the rushing attack logged 140 yards...In the National Championship against Ohio State, opened holes and provided time for the offense to total 621 yards of offense, including 464 through the air and 157 on the ground...Did not surrender a sack in 46 pass attempts...As a junior in 2019, started all 13 games in his move back to left tackle from right guard...Earned first-team All-American honors from the AFCA and was named to the All-SEC First Team by league coaches, while being selected to the All-SEC Second Team by the Associated Press...Anchored an offensive line that ranked third nationally, giving up just .92 sacks per game and surrendering just 12 sacks total in 406 pass attempts...Blocked for an offense that ranked No. 2 nationally in scoring (47.2 avg.), third in passing (342.2 avg.) and sixth in total offense (510.8 avg.)...Selected as the SEC Offensive Lineman of the Week and one of the team's Offensive Players of the Week for his play against Tennessee...Against Ole Miss, provided time for QB Tua Tagovailoa to pass for a school-record six TDs...Earned SEC Offensive Lineman of the Week honors at Tennessee after not surrendering a sack in 66 snaps, while also paving the way for 124 rushing yards and three scores...In the Citrus Bowl against Michigan, cleared a path for 480 yards of total offense, including 8.7 yards per play...As a sophomore in 2018, made the move to right guard and started all 15 games...Selected to All-SEC Second Team by league coaches...Blocked for the No. 42 rushing attack, (.198.4 avg.), the No. 3 scoring offense (45.6 avg.) and the No. 6 total offense (522.0 avg.) while providing time for the nation's No. 1 pass efficiency offense (197.34) and No. 6 passing

offense (323.6 avg.)...The Tide's offensive front also ranked eighth nationally and first in the SEC in fewest sacks, allowing just 1.0 per game...In the College Football National Semifinal, provided time and opened up holes for the offense to total 528 yards of offense against Oklahoma...Started in the National Championship against Clemson and helped the offense account for 443 total yards, including 148 rushing and 295 passing...Did not allow a sack or pressure in the contest...As a freshman in 2017, saw action in seven contests as a reserve...Earned his first career playing time against Fresno State in the home opener...Replaced injured T Jonah Williams at left tackle in the College Football Playoff National Championship Game...Allowed just one sack in the team's come-from-behind victory over Georgia to secure the team's 17th National title.


PERSONAL: Attended Booker T. Washington High School in Pensacola, Fla. ...A unanimous five-star recruit who was widely considered a top-three offensive tackle prospect in the nation...Ranked No. 3 in the Top247, the No. 2 ranked offensive tackle and top overall prospect in Florida...Ranked as 247Composite's No. 4 overall player and No. 1 overall player offensive tackle in Florida...Ranked No. 4 in Rivals100, the nation's top offensive tackle and state's No. 1 overall player...ESPN ranked him as No. 8 in the ESPN 300, while ranking him as the No. 3 offensive tackle, No. 3 overall player in Florida and No. 4 in the Southeast region...Named a member of the PrepStar 150 Dream Team at No. 8 nationally and the second-best offensive tackle...Scout300 ranked him No. 9 nationally, while standing as the top overall prospect in the state...Participated in the Under Armour All-American Game, Nike's 2016 "The Opening" and the Rivals100 Five-Star Challenge...A first-team Parade All-American Team selection as a senior in 2017...Garnered second-team USA Today All-USA honors...Was named the Pensacola News Journal All-Area Football Team Selection in 2015 and 2016...Played for head coach and former Heisman Trophy winner Charlie Ward.

ALEX LEATHERWOOD'S NFL REGULAR SEASON STATISTICS

DATE	TEAM	GP	GS
2021	Raiders	17	17
2022	Raiders	0	0
Went from Las Vegas to Chicago.			
2022	Bears	0	0
2022	TOTAL	0	0
NFL TOTALS		17	17

ALEX LEATHERWOOD'S NFL POSTSEASON STATISTICS

DATE	TEAM	GP	GS
2021	Raiders	1	1
NFL TOTALS		1	1



Terrell
LEWIS

52

Ht: 6-5
DOB: 8/25/98
Bears Season: 1
Acquired: WFA-23

Wt: 262
College: Alabama
NFL Season: 3

DEFENSIVE LINEMAN

PRO CAREER: Has played in 30 games (7 starts) in three seasons with the Rams prior to joining the Bears ... Career totals include 27 solo tackles, 6.0 sacks, one interception, three PD, 10 QBH, eight TFL and one FF ... Has also played in one career postseason contest ... Was originally selected by the Rams in the third round (84th overall) of the 2020 NFL Draft.

2022 SEASON (RAMS): Played in 11 games with three starts with the Rams prior to joining the Bears ... Compiled 13 tackles (nine solo), 1.0 sacks, one interception, three QBH, two TFL and two PD during that stretch.

2021 SEASON (RAMS): Saw action in 11 games in 2021, finishing with 22 tackles (15 solo), 3.0 sacks, three QBH, four TFL, one FF and one PD ... Recorded a sack in three consecutive games from Weeks 4-6.

2020 SEASON (RAMS): Suited up in eight games in his rookie season, finishing with five tackles (three solo), 2.0 sacks, four QBH and two TFL.

TRANSACTIONS:

07/27/20: Signed/draft choice with the Rams (Four-year contract (through 2023))

12/16/22: Released by the Rams

12/20/22: Added to the Bears practice squad

COLLEGE: Selected to the All-SEC second team by the league coaches as a junior ... tied for fifth among SEC defenders with 11.5 tackles for loss (-53 yards) ... finished ninth in the conference with 6.0 sacks (40 yards) ... added a team-high 16 quarterback pressures to go with his 31 total tackles ... also contributed two pass breakups and a fumble recovery to his season totals ... selected to the Butkus Award Watch List ... named one of the Alabama coaching staff's defensive players of the week for his play at Texas A&M and against Tennessee and Arkansas ... One of the Tide's top pass-rushing threats off the edge as a junior ... returned from an arm injury a season ago to play a key role in the national title game against Georgia ... suffered a knee injury prior to the start of the 2018 season that sidelined him for the entirety of the year ... One of the Tide's top pass-rushing threats off the edge as a sophomore ... missed 10 games after suffering an upper arm injury against Florida State in the season opener ... finished his season seeing time in four games with one start ... totaled 16 tackles including two for loss (-17 yards) ... added 1.0 sack (13 yards) and a pass breakup during his sophomore campaign ... Played in 11 games, registering 11 tackles with 1.0 sack (9 yards) as a freshman

HIGH SCHOOL: A highly touted defensive end in the 2016 recruiting class ... participated in the 2016 Under Armour All-America Game ... D.C. Gatorade Player of the Year ... a five-star prospect by Rivals.com ... No. 20 in the Rival100 while being ranked as the No. 1 weakside defensive end and the top-rated prospect in the D.C. metro area ... a five star who ranked No. 23 in the Top247 ... 247Sports also rated him as the No. 3 weakside end and the top player in the Washington D.C. area ... ESPN listed him at No. 47 in the ESPN300, the No. 6 weakside defensive end and the No. 1 player in D.C. ... No. 64 in the 247Composite and the No. 6 weakside end ... a member of the Prestar Top 150 Dream Team (No. 146) ... selected to the Washington Post's First Team All-Met as a senior ... All-WCAC first team in 2014 and 2015 ... posted 42 tackles in 11 games as a senior for St. John's head coach Joe Patterson ... added 21 tackles for loss, nine sacks, two forced fumbles and two fumble recoveries during that final prep season ... selected the Crimson Tide over numerous suitors, including Florida State, Maryland, Ole Miss and Penn State.

REGULAR SEASON COMPARISON: DEFENSIVE - TENNESSEE TITANS

DATE	OPP	TACKLES										MISC			
		W/L	GP/GS	TOT	SOLO	ASST	SACK	YDS.	INT	TFL	PD	QBH	TD	FF	FR
11/7/21	LA vs. TEN	L	S	2	2	0	0.0	0.0	0	0	0	0	0	0	0
TOTALS		0/1	1/1	2	2	0	0.0	0.0	0	0	0	0	0	0	0

TERRELL LEWIS' NFL REGULAR SEASON DEFENSIVE STATISTICS

DATE	TEAM	GP	TACKLES										INTERCEPTIONS				O. FUMB				ST				MISC			
			GS	TK	S	A	TFL	YDS	SK	YDS	QBH	NO	YDS	LG	TD	PD	FF	FR	TD	YDS	TK	S	A	FF	FR	S	A	
2020	Rams	8	0	5	3	2	2	5	2.0	3.0	4	0	0	0	0	0	0	0	0	0	0	0	0	0	0	0	0	0
2021	Rams	11	4	22	15	7	4	27	3.0	24.0	3	0	0	0	1	1	0	0	0	0	0	0	0	0	0	0	0	
2022	Rams	11	3	13	9	4	2	5	1.0	4.0	3	1	0	0	2	0	0	0	0	0	0	0	0	0	0	0	0	
Went from L.A. Rams to Chicago.																												
2022	Bears	0	0	0	0	0	0	0	0.0	0.0	0	0	0	0	0	0	0	0	0	0	0	0	0	0	0	0	0	0
2022	TOTAL	11	3	13	9	4	2	5	1.0	4.0	3	1	0	0	2	0	0	0	0	0	0	0	0	0	0	0	0	0
NFL TOTALS		30	7	40	27	13	8	37	6.0	31.0	10	1	0	0	3	1	0	0	0	0	0	0	0	0	0	0	0	0

TERRELL LEWIS' NFL POSTSEASON DEFENSIVE STATISTICS

DATE	TEAM	GP	GS	TACKLES							INTERCEPTIONS					O. FUMB				ST				MISC									
				TK	S	A	TFL	YDS	SK	YDS	QBH	NO	YDS	LG	TD	PD	FF	FR	TD	YDS	TK	S	A	FF	FR	S	A						
2020	Rams	1	0	0	0	0	0	0	0	0.0	0.0	0	0	0	0	0	0	0	0	0	0	0	0	0	0	0	0	0	0	0	0	0	0
2021	Rams	0	0	0	0	0	0	0	0	0.0	0.0	0	0	0	0	0	0	0	0	0	0	0	0	0	0	0	0	0	0	0	0	0	0
NFL TOTALS		1	0	0	0	0	0	0	0	0.0	0.0	0	0	0	0	0	0	0	0	0	0	0	0	0	0	0	0	0	0	0	0	0	0

SINGLE-GAME HIGHS: DEFENSIVE

Total Tackles 4 vs. Arizona Cardinals, Oct 03, 2021
Solo Tackles 4 vs. Arizona Cardinals, Oct 03, 2021
Sacks 2.0 vs. Seattle Seahawks, Nov 15, 2020

Passes Defensed 1 at Houston Texans, Oct 31, 2021
Forced Fumbles 1 vs. Arizona Cardinals, Oct 03, 2021
Tackles For Loss 1 vs. Detroit Lions, Oct 24, 2021
 ...5 more at 1.



Darnell
MOONEY

11

Ht: 5-11

DOB: 10/29/97

Bears Season: 4

Acquired: D5c-20

Wt: 173

College: Tulane

NFL Season: 4

WIDE RECEIVER

PRO CAREER: Completed his third season with the Bears in 2022 ... Has played in 45 career games with 35 starts over his first three seasons, totaling 182 catches for 2,179 yards with 10 touchdowns to go along with 11 rushes for 54 yards and a score ... holds the Bears record for most receptions by a wide receiver in their first two seasons (142) ... In 2021, he recorded a team-high 1,055 receiving yards (13.0 avg.) and four receiving touchdowns ... started in nine of 16 games as a rookie in 2020, finishing as Chicago's second-leading receiver with 61 catches, 631 yards and four TDs ... his 61 receptions as a rookie were second most all-time by a Bears rookie, only behind Matt Forte (63, 2008), and the most ever by a Bears rookie wide receiver ... his 61 receptions are tied for fourth most ever by an NFL rookie drafted in the fifth round or later, and the most since Tyreek Hill also had 61 in 2016 ... selected in the fifth round of the 2020 NFL Draft (173rd overall) by the Bears.

HONORS:

2020: Brian Piccolo rookie award winner

2022 SEASON (BEARS): Started in the first 12 games of the 2022 season before he was placed on IR following a Week 12 injury ... In Week 1 vs. San Francisco, hauled in one catch for eight yards ... Had two receptions for 23 yards against Houston in Week 3 ... Finished Week 4 at New York with four receptions for 94 yards ... That yardage total was a season-best and the fifth highest of his career ... Had two receptions for 52 yards against Minnesota in Week 5, including a 39-yard pass from Justin Fields with 1:54 in the second quarter that eventually set up the Bears' first touchdown of the day ... Led the team in receptions with seven totaling 68 yards against Washington in Week 6 ... Caught three passes for 53 yards in the Week 7 win against the Patriots ... Finished Week 8 at Dallas with five catches for 70 yards ... In Week 9 vs. Miami, led the team with seven receptions for 43 yards and also caught his first touchdown of the season after a 12-play, 75-yard drive which was capped off by a 16-yard touchdown pass from quarterback Justin Fields ... Also rushed once for two yards in this game ... Caught four passes totaling 57 yards vs. Detroit in Week 10 ... Caught a 22-yard pass in this game, which gives him six games in his last seven with a reception of 20 or more yards ... Led the team in catches in Week 11 vs. Atlanta, hauling in four receptions for 29 yards and a touchdown ... It was his second touchdown reception of the season and the 10th of his career ... Made the start at wide receiver vs. the Jets in Week 12, but exited the game due to injury.

2021 SEASON (BEARS): Played in all 17 games with 14 starts ... Finished the season with a team-high 1,055 receiving yards (13.0 avg.) and four receiving touchdowns ... With seven receptions in the Week 17 game vs. the Giants, Mooney broke the Bears record of the most catches by a receiver in their first two seasons ... Led the team in receptions and in receiving yards (66 yards) in the Week 2 win over the Bengals ... Led the team in receiving yards with 125 yards and hauled in a career-long 64-yard reception to open Chicago's second drive in the Bears Week 4 win over the Lions ... He also recorded his first career game with 100+ receiving yards during this match up ... Led the team in receiving yards with 45 yards and recorded his first touchdown of the season, a five-yard reception from Fields with 8:44 to go in the fourth quarter vs. the Packers in Week 6 ... Recorded a team-high 64 receiving yards vs. the 49ers in Week 8 ... Recorded his first career rushing touchdown on a 15-yard run with 14:17 to go in the fourth quarter Week 9 at the Steelers. He also recorded his sixth career receiving touchdown, hauling in a 16-yard pass from QB Justin Fields to put the Bears ahead 27-26 with 1:46 left in the fourth quarter ... Dating back to 1970, Mooney became Chicago's second wide receiver to log a rushing touchdown and a receiving touchdown in the same regular-season game, joining Michael Timpson's Nov. 26, 1995 performance vs. the New York Giants in a 27-24 victory ... Caught a 60-yard TD pass from QB Andy Dalton with 8:02 to go in the third quarter vs. the Ravens. His 60-yard reception is the second-longest of his career (64, vs. DET, 10/3/21); Mooney finished the Week 11 contest with 121 receiving yards, his second career 100-yard outing ... Surpassed the century mark in receiving yards for the third time this season in Week 12, hauling in five catches for 123 yards; his 52-yard reception from Dalton late in the second quarter (5:21), marked his fifth straight game with a reception of 20+ yards ... Started and caught five passes for 63 yards (12.6 avg.) Week 15 vs. the Vikings ... Hauled in five passes for 57 yards in the Week 16 win at Seattle ... Hauled in a season-high seven receptions, including a four yard touchdown pass from QB Andy Dalton to put Chicago ahead 14-0 in the first quarter vs. the Giants ... Surpassed 1,000 receiving yards on the season and recorded a team-high 126 receiving yards in Week 18 at Minnesota, marking his fourth 100+ yard game of the season.

2020 SEASON (BEARS): Had multiple catches in every game; had 61 total catches on the season, which finished fifth among NFL rookie WR leaders ... With his four receptions in Week 15, he broke the record for most receptions by a Bears rookie wide receiver (Haron Hill, 45 receptions, 1954) ... His 631 receiving yards were most in a season by a Bears rookie since Willie Gault had 836 in 1983 ... Had a team season-high 11 receptions in Week 17, the most by a Bears rookie in a game, breaking the previous mark of Ken Margerum (10, 1981) ... Caught TDs in consecutive Weeks (14-15); a 12-yard TD in Week 14 and a 8-yard TD in Week 15 ... Hauled in a 12-yard touchdown in Week 14 vs. Houston ... Averaged 13.3 yards per catch with 40 yards on three receptions in Week 7 at the Rams ... Posted a 50-yard reception vs. the Saints in Week 8; with 5 catches for 69 yards and a touchdown ... Posted five catches for 52 yards (10.4 avg) in Week 4 vs. the Colts ... Caught three passes for 38 yards (12.7 avg) in his rookie debut in Week 1 at the Lions ... Caught another three passes for 36 yards in the Week 2 win over the Giants, including a 15-yard touchdown from Mitchell Trubisky in the second quarter.

TRANSACTIONS:

04/25/2020: Signed by the Bears (four-year contract through 2023)

COLLEGE: Played in 46 career games for Tulane; totaled 154 catches for 2,572 yards (16.7 yards per catch) and 19 TDs ... started every game as a senior in 2019; one of the five captains ... led the team in receiving yards (640) and touchdowns (5) for the second straight year ... Posted a breakout junior season as a junior in 2018 as he recorded single season highs for receptions (47), receiving yards (993) and touchdowns (8) ... Earned Second Team All-AAC honors in 2018 as his 20.6 yards per reception ranked sixth nationally ... Recorded one of the best receiving performances in school history against ECU as he finished with six receptions for 217 yards and two touchdowns; his two touchdowns against ECU came from 86 and 79 yards out and is 217-yard receiving performance was just the sixth 200-yard receiving performance in school history ... Started all 12 games as a sophomore in 2017, finished the year with 599 yards receiving and four touchdowns; averaged 17.6 yards per catch during the year.

PERSONAL: Prepped at Gadsden City High School for Coach Matt Scott as a wide receiver and defensive back ... Led the Titans to a pair of state

playoff appearances ... Named an Alabama Sports Writers Association Class 7A First-team All-State selection after his senior season when he caught 37 passes for 697 yards and nine touchdowns ... Also returned three punts for touchdowns, one kickoff for a score while picking up one interception on defense as well ... Was also the point guard on the basketball team and led his squad to three state playoff appearances.

REGULAR SEASON COMPARISON: RECEIVING - TENNESSEE TITANS

DATE	OPP	W/L	GP/GS	REC	YDS.	AVG.	TD	LG	TGTS	YAC
11/8/20	CHI @ TEN	L	S	5	43	8.6	0	22	11	7
TOTALS		0/1	1/1	5	43	8.6	0	22	11	7

DARNELL MOONEY'S NFL REGULAR SEASON RUSHING/RECEIVING STATISTICS

DATE	TEAM	RECEIVING								RUSHING				
		GP	GS	NO.	YDS.	AVG.	LG	TD	NO.	YDS.	AVG.	LG	TD	
2020	Bears	16	9	61	631	10.3	53	4	4	20	5.0	16	0	
2021	Bears	17	14	81	1,055	13.0	64	4	6	32	5.3	15t	1	
2022	Bears	12	12	40	493	12.3	56	2	1	2	2.0	2	0	
NFL TOTALS		45	35	182	2,179	12.0	64	10	11	54	4.9	16	1	

DARNELL MOONEY'S NFL POSTSEASON RUSHING/RECEIVING STATISTICS

DATE	TEAM	RECEIVING								RUSHING				
		GP	GS	NO.	YDS.	AVG.	LG	TD	NO.	YDS.	AVG.	LG	TD	
2020	Bears	0	0	0	0	0.0	0	0	0	0	0.0	0	0	
NFL TOTALS		0	0	0	0	0.0	0	0	0	0	0.0	0	0	

SINGLE-GAME HIGHS: RUSHING/RECEIVING

Rush Attempts
Rushing Yards
Longest Runs
Rushing TDs
Receptions
Receiving Yards
Receiving Average
Longest Receptions

2 at Seattle Seahawks, Dec 26, 2021
 16 at Minnesota Vikings, Dec 20, 2020
 16 at Minnesota Vikings, Dec 20, 2020
 1 at Pittsburgh Steelers, Nov 08, 2021
 12 at Minnesota Vikings, Jan 09, 2022
 126 at Minnesota Vikings, Jan 09, 2022
 25.0 vs. Detroit Lions, Oct 03, 2021
 64 vs. Detroit Lions, Oct 03, 2021

Receiving TDs

1 vs. Miami Dolphins, Nov 06, 2022
 ...8 more at 1.

All-Purpose Yards
Kickoff Returns

135 vs. Detroit Lions, Oct 03, 2021
 1 vs. Cincinnati Bengals, Sep 19, 2021
 ...1 more at 1.

Kickoff Return Yards
Longest Kickoff Return
Most TDs
Miscellaneous Tackles

10 vs. Cincinnati Bengals, Sep 19, 2021
 10 vs. Cincinnati Bengals, Sep 19, 2021
 2 at Pittsburgh Steelers, Nov 08, 2021
 1 vs. Minnesota Vikings, Dec 20, 2021
 ...5 more at 1.

100-YARD RECEIVING GAMES (4): REGULAR SEASON

DATE	TEAM	NO.	YDS.	AVG.	LG	TD
10/03/21	LIONS	5	125	25.0	64	0
11/21/21	RAVENS	5	121	24.2	60t	1
11/25/21	at Lions	5	123	24.6	52	0
01/09/22	at Vikings	12	126	10.5	19	0



DJ
MOORE

2

Ht: 6-0
DOB: 4/14/97
Bears Season: 1
Acquired: TR-2023

Wt: 210
College: Maryland
NFL Season: 6

WIDE RECEIVER

PRO CAREER: Enters his sixth NFL season and first with the Bears in 2023, following a trade with the Carolina Panthers ... Became third player with three consecutive 1,000-yard receiving seasons (2019-2021) in franchise history.

2022 SEASON (PANTHERS): Started in all 17 games during the 2022 season, recording 888 receiving yards (14.1 avg.) and seven touchdowns. In Week 16, he became the fourth Panther in franchise history to eclipse 5,000 receiving yards, and the first to do so in just five seasons in the NFL ...

2021 SEASON (PANTHERS): Selected as the team's nominee for the Walter Payton NFL Man of the Year...Finished the regular season ranked 11th in the NFL in receiving yards (1,157), 12th in receptions (93), and ranked 6th in targets (163).

2020 SEASON (PANTHERS): Played in 15 games with 14 starts for Carolina in 2020...Totaled a career-best 1,193 receiving yards, ranking 11th in the NFL, on 66 receptions with four touchdowns...Ranked third among qualified players (32+ rec) with 18.1 yards per catch...Tied for the most big plays (40+ yards) among NFL wide receivers with six.

2019 SEASON (PANTHERS): Played and started in 15 games for Carolina in 2019 ... Recorded team-high 1,175 receiving yards on 87 receptions for four touchdowns.

2018 SEASON (PANTHERS): Played in 16 games with 10 starts for Carolina in 2018...Tallied 55 receptions for 788 yards and 13 rushing attempts for 172 yards...Scored two receiving touchdowns...Scored a touchdown on his first career catch against Atlanta in Week 2 (9/16/18) ...Tallied first 100-yard receiving game at Detroit (11/18/18)...Set franchise record for most receiving yards (157) in a game by a rookie wide receiver ... Led all NFL wide receivers with 7.7 average yards after the catch in 2018 ... Led all rookie wide receivers with 960 scrimmage yards in 2018.

TRANSACTIONS:

06/18/2018: Signed/draft choice by Carolina Panthers (four-year contract (fifth-year option))

04/30/2021: Panthers exercise fifth-year option on rookie contract

03/15/2023: Traded to the Chicago Bears

COLLEGE: Played in 36 games in three seasons...Finished fifth in Maryland history in receptions (146), sixth in receiving yards (2,027) and fourth in touchdown receptions (17)...In 2017, earned Phil Steele All-America Second Team honors and was the Big Ten Receiver of the Year and All-Big Ten First Team selection...Set a Maryland record with 80 receptions on the season while accumulating 1,033 receiving yards, good for third in Maryland history...Totaled eight touchdown receptions, tying for fourth all-time in Maryland history for a single season...In 2016, Moore started all 13 games and led the team in receiving yards with 637 and receiving touchdowns with six...He averaged 15.5 yards per catch...Helped Maryland advance to the 2016 Quick Lane Bowl...In 2015, appeared in all 12 games, closing the season with 10 consecutive starts...Tied for team lead with three TD receptions and ranked second in catches (25) and yards (357)...His three TD catches were the most for a Maryland true freshman since Stefon Diggs in 2012.

PERSONAL: Went to Imhotep Charter High School in Philadelphia, Pa...Ranked as a four-star recruit and the best wide receiver in the state of Pennsylvania by Scout.com.

DJ MOORE'S NFL REGULAR SEASON RUSHING/RECEIVING STATISTICS

DATE	TEAM	RECEIVING							RUSHING				
		GP	GS	NO.	YDS.	AVG.	LG	TD	NO.	YDS.	AVG.	LG	TD
2018	Panthers	16	10	55	788	14.3	82	2	13	172	13.2	32	0
2019	Panthers	15	15	87	1,175	13.5	52t	4	6	40	6.7	13	0
2020	Panthers	15	14	66	1,193	18.1	74t	4	2	22	11.0	21	0
2021	Panthers	17	17	93	1,157	12.4	64	4	8	48	6.0	14	0
2022	Panthers	17	17	63	888	14.1	62t	7	10	53	5.3	11	0
NFL TOTALS		80	73	364	5,201	14.3	82	21	39	335	8.6	32	0

DJ MOORE'S NFL REGULAR SEASON RETURN STATISTICS

DATE	TEAM	KICKOFF RETURNS					PUNT RETURNS					
		RET.	YDS.	AVG.	LG	TD	NO.	FC	YDS.	AVG.	LG	TD
2018	Panthers	5	119	23.8	32	0	6	5	32	5.3	15	0
2019	Panthers	0	0	0.0	0	0	5	4	41	8.2	16	0
2020	Panthers	0	0	0.0	0	0	0	0	0	0.0	0	0
2021	Panthers	1	13	13.0	13	0	1	0	9	9.0	9	0
2022	Panthers	0	0	0.0	0	0	0	0	0	0.0	0	0
NFL TOTALS		6	132	22.0	32	0	12	9	82	6.8	16	0

SINGLE-GAME HIGHS: RUSHING/RECEIVING

Rush Attempts	2 at Seattle Seahawks, Dec 11, 2022 ...4 more at 2.	Longest Kickoff Return	32 vs. Seattle Seahawks, Nov 25, 2018
Rushing Yards	39 vs. Baltimore Ravens, Oct 28, 2018	Fair Catches	3 at Green Bay Packers, Nov 10, 2019
Longest Runs	32 vs. Tampa Bay Buccaneers, Nov 04, 2018	Punt Return Yards	35 vs. Washington Redskins, Dec 01, 2019
Receptions	9 at Green Bay Packers, Nov 10, 2019 ...1 more at 9.	Longest Punt Return	16 vs. Washington Redskins, Dec 01, 2019
Receiving Yards	157 at Detroit Lions, Nov 18, 2018	Punt Returns	3 vs. Washington Redskins, Dec 01, 2019
Receiving Average	25.8 vs. Denver Broncos, Nov 27, 2022 ...1 more at 25.8.	Punt Return Average	11.7 vs. Washington Redskins, Dec 01, 2019
Longest Receptions	82 at Detroit Lions, Nov 18, 2018	Kickoff Return Average	25.0 vs. Seattle Seahawks, Nov 25, 2018
Receiving TDs	2 at Dallas Cowboys, Oct 03, 2021 ...2 more at 2.	Special Teams Tackles	1 vs. Baltimore Ravens, Oct 28, 2018
All-Purpose Yards	173 vs. Seattle Seahawks, Nov 25, 2018	Most TDs	2 at Dallas Cowboys, Oct 03, 2021 ...2 more at 2.
Kickoff Returns	3 vs. Seattle Seahawks, Nov 25, 2018	Miscellaneous Tackles	2 vs. Philadelphia Eagles, Oct 10, 2021 ...2 more at 2.
Kickoff Return Yards	75 vs. Seattle Seahawks, Nov 25, 2018	Longest Own Fumble Return	1 at Buffalo Bills, Dec 19, 2021 ...1 more at 1.

100-YARD RECEIVING GAMES (15): REGULAR SEASON

DATE	TEAM	NO.	YDS.	AVG.	LG	TD
11/18/18	at Lions	7	157	22.4	82	1
11/03/19	TITANS	7	101	14.4	32	0
11/10/19	at Packers	9	120	13.3	38	0
11/24/19	at Saints	6	126	21.0	52	2
12/15/19	SEAHAWKS	8	113	14.1	22	0
09/20/20	at Buccaneers	8	120	15.0	30	0
11/22/20	LIONS	7	127	18.1	52	0
12/19/20	at Packers	6	131	21.8	40	0
01/03/21	SAINTS	5	101	20.2	44	0
09/23/21	at Texans	8	126	15.8	29	0
10/03/21	at Cowboys	8	113	14.1	39	2
11/28/21	at Dolphins	4	103	25.8	64	0
10/30/22	at Falcons	6	152	25.3	62t	1
11/27/22	BRONCOS	4	103	25.8	52	1
01/01/23	at Buccaneers	6	117	19.5	47	1



Michael
OJEMUDIA

(oh-jeh-MOH-dee-uh)

26

Ht: 6-1
DOB: 9/12/97
Bears Season: 1
Acquired: D3a-'20

Wt: 200
College: Iowa
NFL Season: 3

DEFENSIVE BACK

PRO CAREER: A third-year cornerback who joined the Bears for the second half of the season in 2022 after starting 12-of-22 games played with the Broncos (2020-22), recording 73 tackles (10 solo), eight passes defended and four forced fumbles ... Appeared in two games (1 start) in 2021, tallying 11 tackles (8 solo) and two passes defended ... Started 11-of-16 games played in 2020, registering 62 tackles (55 solo), six passes defended and four forced fumbles ... Became the first rookie in NFL history to record multiple games with two or more forced fumbles, and was just the third NFL rookie in the last 20 years to force at least four fumbles in a season ... Originally selected by the Broncos in the third round (77th overall) of the 2020 NFL Draft.

2022 SEASON (BRONCOS/BEARS): Appeared in four games with the Broncos in 2022, assisting primarily on special teams ... Made his Bears debut in the final regular season game vs. Minnesota, seeing game action on special teams.

2021 SEASON (BRONCOS): Appeared in two games (1 start), totaling 11 tackles (8 solo) and two passes defended... Spent the first 12 weeks of the season on injured reserve and was activated off IR on Dec. 11... Was inactive for Games 13-15... Made his first start of the season in Week 18 and led the team with a career-high 11 tackles (8 solo) and added two passes defended vs. K.C. (1/8).

2020 SEASON (BRONCOS): Concluded his rookie season with 62 tackles (55 solo), six passes defended and four fumbles... Became the first rookie in NFL history to record multiple games with two or more forced fumbles, and was just the third NFL rookie in the last 20 years to force at least four fumbles in a season... Ojemudia recorded two solo tackles and one pass defended in his NFL debut vs. Ten. (9/14)... Made first start of his career at Pit. (9/20), recording six tackles (5 solo) and one pass defended... Had two tackles and a pass defended at NYJ (10/1)... Forced two fumbles, had a season-high seven tackles (all solo) and added a pass defended at N.E. (10/18)... Posted three tackles (all solo) and a pass defended vs. N.O. (11/29)... Had a season-high-tying seven tackles (6 solo) at K.C. (12/6)... Added five tackles (all solo) and a pass defended at Car. (12/13)... Tied for the team lead in tackles and tied his season high with seven defensive stops (all solo) at LAC (12/27)... Tied his season high in tackles (7) and forced fumbles (2) in the season finale vs. L.V. (1/3).

TRANSACTIONS:

07/21/20: Signed/draft choice with the Broncos (Four-year contract (through 2023))

12/27/22: Released by the Broncos

12/28/22: Acquired from waivers by the Bears

COLLEGE: Started all 12 games played and finished his redshirt senior season with 52 tackles (41 solo), three interceptions (12 yds.), nine passes defended and one forced fumble... Received second-team All-Big Ten Conference honors... Served on the team's Leadership Group and was awarded the Coaches Appreciation Award for defense... Started seven-of-13 games played in 2018, collecting 39 tackles (23 solo), six passes defended and three interceptions (38 yds)... Picked off passes in consecutive Big Ten games against Illinois (11/17) and Nebraska (11/23)... Matched a single-game career-high with eight total tackles in Iowa's Outback Bowl victory against Mississippi State (1/1/19)... Saw action in all 13 games played (3 starts) in 2017, recording 29 tackles (20 solo) and one pass defended... Played in all 13 games as a redshirt freshman, picking up 5 tackles (3 solo) and one pass breakup.

PERSONAL: Harrison High School in Farmington, Mich., where he helped his team to reach state regionals as a junior and semifinals as a senior... Lettered all four years while playing at both linebacker and tight end... Led the team with 105 tackles and also served as the team captain as a senior... Also lettered in track, earning all-state honors in 110-meter hurdles.

REGULAR SEASON COMPARISON: DEFENSIVE - TENNESSEE TITANS

		TACKLES											MISC			
DATE	OPP	W/L	GP/GS	TOT	SOLO	ASST	SACK	YDS.	INT	TFL	PD	QBH	TD	FF	FR	
9/14/20	DEN vs. TEN	L	P	2	2	0	0.0	0.0	0	0	1	0	0	0	0	
TOTALS		0/1	1/0	2	2	0	0.0	0.0	0	0	1	0	0	0	0	

MICHAEL OJEMUDIA'S NFL REGULAR SEASON DEFENSIVE STATISTICS

DATE	TEAM	GP	TACKLES							INTERCEPTIONS				O. FUMB				ST				MISC						
			GS	TK	S	A	TFL	YDS	SK	YDS	QBH	NO	YDS	LG	TD	PD	FF	FR	TD	YDS	TK	S	A	FF	FR	S	A	
2020	Broncos	16	11	62	55	7	1	3	0.0	0.0	0	0	0	0	6	4	0	0	0	0	0	0	0	0	0	0	0	0
2021	Broncos	2	1	11	8	3	0	0	0.0	0.0	0	0	0	0	2	0	0	0	0	0	0	0	0	0	0	0	0	
2022	Broncos	4	0	0	0	0	0	0	0.0	0.0	0	0	0	0	0	0	0	0	0	0	0	0	0	0	0	0	0	
NFL TOTALS		22	12	73	63	10	1	3	0.0	0.0	0	0	0	0	8	4	0	0	0	0	0	0	0	0	0	0	0	

SINGLE-GAME HIGHS: DEFENSIVE

Total Tackles 11 vs. Kansas City Chiefs, Jan 08, 2022
Solo Tackles 8 vs. Kansas City Chiefs, Jan 08, 2022
Passes Defensed 2 vs. Kansas City Chiefs, Jan 08, 2022

Forced Fumbles 2 vs. Las Vegas Raiders, Jan 03, 2021
Tackles For Loss 1 vs. Tampa Bay Buccaneers, Sep 27, 2020



Lucas
PATRICK

62

Ht: 6-3

DOB: 7/30/93

Bears Season: 2

Acquired: UFA-22 (GB)

Wt: 313

College: Duke

NFL Season: 7

OFFENSIVE LINEMAN

PRO CAREER: Completed his seventh NFL season and first season with the Bears in 2022 after spending the previous sixth seasons in Green Bay ... Has played in 80 games throughout his career with 39 starts ... Originally signed by the Packers as an UDFA in 2016 ... In 2020, helped the Packers tie for No. 2 in the NFL in sacks allowed (21), the fourth fewest by Green Bay in a 16-game season ... Part of a line that allowed one sack or zero sacks in a league-best 13 games, including four zero-sack games.

2022 SEASON (BEARS): Played in seven games of the 2022 season (five starts) ... Saw game action on the offensive line in Week 1 vs. San Francisco, helping pave way to a 19-10 Bears victory ... Played in over half of the offensive snaps in Week 2 at Green Bay ... Made his first start of the season in Week 3 vs. Houston ... Started under center at New York in Week 4, his second consecutive game as a starter ... Shifted to left guard in Week 5 at Minnesota, and played a season-best 100% of the snaps on offense ... Was the starting left guard against the Commanders in Week 6 ... Started at center in New England in Week 7, but was forced out of the game due to injury.

2021 SEASON (PACKERS): Played in all 17 games with 13 starts, opening at LG in Week 1, at C in Weeks 5, 7-12 and 14-17 and at RG in Week 18 ... Made his first career start at center in Cincinnati, appeared on all 64 snaps. Helped the offense produce a 300-yard passer (Rodgers, 344), a 200-yard receiver (Davante Adams, 206) and a 100-yard rusher (Aaron Jones, 103) in the same game for the first time in team history as the Packers posted 466 total yards of offense... Started at center at Kansas City and appeared on all 63 snaps as part of a line that allowed only one sack for the second straight game... Started at center vs. Seattle and played all 74 snaps as the line allowed just one sack for the third consecutive game... Started at center at Minnesota and played all 59 snaps, helping the offense rack up a season-high 467 yards of offense as Rodgers connected on 23 of 33 passes for 385 yards and four TDs with no INTs (148.4 rating) ... Played all 59 snaps and started vs. Cleveland, helping the Packers register their first zero-sack game of the season as Rodgers threw for 202 yards and three TDs with no INTs (115.1 rating)... Helped the offense rack up season-highs for total yards (481), rushing yards (174) and first downs (29) vs. Minnesota; part of a line that did not allow a sack for the second straight game, the Packers' first time doing so since 2010 (Weeks 2-3).

2020 SEASON (PACKERS): Appeared in all 16 games for the first time in his career with a career-high 15 starts, opening 11 contests at RG and four at LG ... Helped the Packers tie for No. 2 in the NFL in sacks allowed (21), the fourth fewest by Green Bay in a 16-game season ... Part of a line that allowed one sack or zero sacks in a league-best 13 games, tied for the most in team history (2004), including four zero-sack games, the most by Green Bay since 2008 (four)...Helped the Packers rank No. 1 in scoring (31.8 ppg), giveaways (franchise-record 11), zero-giveaway games (team-record 10), red-zone TD percentage (team-record 80.0) and time of possession (32:29), No. 2 in third-down percentage (team-record 49.4), No. 5 in total offense (389.0 ypg) and yards per play (6.29), No. 8 in rushing offense (132.4 ypg), No. 9 in passing offense (256.6 ypg) and No. 7 in rushing average (4.78)...Helped protect QB Aaron Rodgers as he led the NFL in passer rating (121.5), passing TDs (team-record 48), completion percentage (team-record 70.7) and interception percentage (0.95), the first NFL quarterback to lead the league in all four categories since Steve Young in 1992, on his way to earning league MVP honors...Also started both playoff games at LG... Part of an offense that racked up a season-high 259 rushing yards on 35 attempts (7.4 avg.) vs. Detroit, the top yardage total by Green Bay since Dec. 28, 2003, vs. Denver (262 yards on 34 carries) ... At New Orleans, started at RG as the line allowed just one sack on the evening as the Packers became the first team in NFL history to score 35-plus points with no turnovers in each of the first three games of the season ... At Houston (Oct. 25): Started at RG and was part of a line that did not allow a sack as Rodgers connected on 23 of 34 passes for 283 yards and four TDs with no INTs (132.4 rating)... Protected Rodgers as he threw for 295 yards and three TDs on 25-of-34 passing vs. Philadelphia, also blocked for Jones, who posted 130 yards on just 15 carries (8.7 avg.), highlighted by a career-long 77-yard TD run in the fourth quarter as he became the first player in team history to have two TD runs of 75-plus yards in a season...Vs. L.A. Rams (NFC Divisional, Jan. 16): Started at RG and played all 75 snaps as the line did not allow a sack of Rodgers against a Rams defense that ranked No. 2 in the NFL in sacks (53.0) during the regular season. Part of a line that helped the offense rack up 484 total yards, the second most in a game in franchise playoff history, including 296 passing yards and two TD passes from Rodgers and the team's 188 yards and two TDs on 36 rushing attempts (5.2 avg.).

2019 SEASON (PACKERS): Appeared in 14 regular season games and both postseason contests ... At Dallas (Oct. 6): Saw his most significant action of the season to that point, playing the final 55 snaps of the game at center. Helped to clear the way for Jones' 182 yards from scrimmage (107 rushing, 75 receiving) along with four rushing TDs as Jones matched the single-game franchise record for rushing TDs... Took over at center early in the second quarter at Detroit, helping the Packers rack up 432 total yards as they featured a 300-yard passer (Rodgers, 323) and a 100-yard rusher (Jones, 100) for the first time on the season.

2018 SEASON (PACKERS): Played in 14 games with four starts, opening two at LG and two at RG...Returned two kickoffs for 23 yards (11.5 avg.)... (Sept. 16): Played three snaps on special teams and made a critical play midway through the fourth quarter. After the Vikings had cut the Packers' lead to 23-21, fielded a short kickoff at the Green Bay 23 and returned it 8 yards to the 3 ... Vs. Atlanta (Dec. 9): Made his first start of the season, opening at LG in place of an injured Lane Taylor (foot). Protected Rodgers as he posted his ninth straight zero-INT game (tied for No. 2 in NFL history) and brought his streak of consecutive attempts without an INT to 368, a new NFL record as he moved past Patriots QB Tom Brady (358). Helped the Packers rush for 138 yards and a TD on 25 attempts (5.5 avg.)... At N.Y. Jets (Dec. 23): Started at RG and played all 91 snaps, blocking for an offense that racked up a season-high 540 yards, the most by the Packers since Sept. 15, 2013, vs. Washington (580 yards).

2017 SEASON (PACKERS): Played in 12 games with two starts (one at LG, one at RG), also seeing action on special teams... Vs. Chicago (Sept. 28): Made his first NFL start, opening at LG with Taylor shifting to LT in place of an injured Bakhtiari (hamstring). Played all 55 snaps and helped to block for Rodgers as he threw a season-high four TD passes... Vs. Minnesota (Dec. 23): Came in at RG on the second play from scrimmage after T Jason Spriggs sustained a knee injury and McCray moved from RG to RT. Played the final 66 snaps of the game at RG, helping to protect QB Brett Hundley as the line allowed just one sack on the evening... At Detroit (Dec. 31): Started at RG for the first time in his career, appearing on all 68 snaps.

2016 SEASON (PACKERS): Was released by the Packers in the final roster reduction on Sept. 3 and then was signed to the practice squad the next day...Spent the entire season on Green Bay's practice squad.

TRANSACTIONS:

- 06/01/2016:** Signed by the Packers
- 09/04/2016:** Signed to Packers' practice squad
- 01/23/2017:** Signed by Green Bay Packers
- 04/17/2018:** Re-signed/Excl. FA (one-year tender through 2018)
- 03/16/2019:** Re-signed/Excl. FA (one-year tender through 2019)
- 12/28/2019:** Re-signed (two-year extension through 2021)
- 03/16/2022:** Signed/ UFA by the Bears (two-year contract through 2023)

COLLEGE: Lettered four seasons for the Blue Devils, seeing action in 44 career games with 26 starts ... Finished out his career at Duke with 21 consecutive starts at LG ... Earned his degree in history ... Senior season (2015): Started all 13 contests at LG, earning honorable mention All-Atlantic Coast Conference recognition from the Atlantic Coast Sports Media Association and the conference's coaches... Helped pave the way for an offense that averaged 192.9 rushing yards per game ... Part of a line that ranked No. 6 in the nation for fewest tackles for a loss allowed per game (4.15, No. 2 in ACC) and allowed just 17 sacks on the season ... Named to ESPN's All-Bowl Team after helping Duke post 536 yards of total offense in an overtime win vs. Indiana in the New Era PinStripe Bowl (Dec. 26), the first bowl victory for the Blue Devils since 1961... Part of an offensive line that blocked for three 100-yard rushers against the Hoosiers... Junior season (2014): Started 12 games at LG, missing one contest due to injury... Helped the offense become the first in school history to average 180-plus rushing yards and 210-plus passing yards per game... Blocked for QBs Anthony Boone and Thomas Sirk as they combined for 2,767 yards, 22 TDs and just eight INTs while completing 266 of 467 passes (57.0 pct.) ... Member of Duke's first team to reach the ACC title game in 2013 after securing the Coastal Division.

PERSONAL: Born in Brentwood, Tenn. ... Married to his wife, Annie ... High school: Attended Brentwood (Tenn.) High School, lettering four years in football and three years in rugby and track.

LUCAS PATRICK'S NFL REGULAR SEASON STATISTICS

DATE	TEAM	GP	GS
2016	Packers	0	0
2017	Packers	12	2
2018	Packers	14	4
2019	Packers	14	0
2020	Packers	16	15
2021	Packers	17	13
2022	Bears	7	5
NFL TOTALS		80	39

LUCAS PATRICK'S NFL POSTSEASON STATISTICS

DATE	TEAM	GP	GS
2016	Packers	0	0
2019	Packers	2	0
2020	Packers	2	2
2021	Packers	1	1
NFL TOTALS		5	3



Nathan
PETERMAN

14

Ht: 6-2

DOB: 5/4/94

Bears Season: 2

Acquired: UFA-23

Wt: 225

College: Pittsburgh

NFL Season: 7

QUARTERBACK

PRO CAREER: Seventh-year quarterback enters his second season with the Bears in 2023 ... Began his career with the Buffalo Bills in 2017 before joining the Raiders in Dec. 2018 ... Played in four games with two starts in 2018 for the Bills, completing 44-of-81 passes for 296 yards with one TD against seven INTs ... As a rookie in 2017, appeared in four games with two starts, compiling 252 yards on 24-of-49 passing with two TDs and five INTs...Originally entered the NFL as a fifth round selection of the Buffalo Bills in 2017... Career totals include 13 games played with five starts, 712 passing yards on 85-of-160 attempts with four TDs and 13 INTs ... Posted career-highs vs. Chicago on Nov. 04, 2018 with 49 pass attempts, 31 completions, 47 rushing yards and one rushing TD.

2022 SEASON (BEARS): Played in three games (one start) in 2022 ... Saw his first game action of the season against the Eagles in Week 15 ... Played snaps against the Bills in Week 16, finishing 3-for-5 with 25 yards ... Was named the starter for the final regular season contest vs. Minnesota, completing 11-of-19 passes for 114 yards and a touchdown.

2021 SEASON (RAIDERS): Appeared in one contest vs. the Bears (10/10) before spending the remainder of the season on the practice squad.

2020 SEASON (RAIDERS): Appeared in one contest after serving as the club's backup quarterback ... Was active for 11 contests throughout the season ... Substituted in at quarterback in the fourth quarter at Atlanta, completing three passes for 25 yards while adding nine rushing yards on one rush attempt.

2019 SEASON (RAIDERS): Placed on Injured Reserve on Sept. 2, with an elbow injury that sidelined him for the entirety of the season.

2018 SEASON (BUFFALO/RAIDERS): Played in four games with two starts, completing 44-of-81 attempts for 296 yards (54.3 percent) with one TD and seven INTs...Rushed 10 times for 50 yards with one TD, marking his first career rushing score ... Made his third career start at Baltimore, completing 5-of-18 passes for 24 yards with two INTs... Threw for 61 yards on 6-of-12 passing with one TD and two INTs at Houston ... Completed 2-of-2 attempts for 23 yards vs. New England ... Set career highs in completions (31), passing attempts (49) and passing yards (188) vs. Chicago, rushed eight times for 47 yards, both career highs and recorded his first career rushing TD.

2017 SEASON (BUFFALO): Appeared in four games with two starts, completing 24-of-49 attempts for 252 yards with two TDs and five INTs ... Rushed for 23 yards on seven carries (3.3 avg.) ... Entered the game in the fourth quarter vs. New Orleans and completed 7-of-10 passes for 79 yards with one TD in his first NFL action ...Threw first career TD pass to TE Nick O'Leary for a 10-yard score ... Made his first career NFL start at the Chargers, finished with 66 yards on 6-of-14 passing (42.9 percent) and five INTs ... Completed 6-of-15 attempts for 50 yards and rushed for nine yards at New England ... Started his second career game and connected with WR Kelvin Benjamin on an 8-yard TD pass vs. the Colts, he also completed 2-of-10 attempts for 57 yards and added four carries for 10 yards ... Made his first career postseason appearance at Jacksonville, completing one pass for 14 yards.

TRANSACTIONS:

05/24/2017: Signed/draft choice with the Bills (four-year contract through 2020)

11/12/2018: Released by the Bills

12/19/2018: Added to the Raiders practice squad

01/01/2019: Signed by the Raiders

04/16/2020: Re-signed/ rest FA with Raiders (one-year contract through 2020)

02/04/2021: Re-signed/ rest FA with Raiders (one-year contract through 2021)

05/11/2022: Signed with the Bears (one-year contract through 2022)

03/31/2023: Re-signed with the Bears/UFA (one-year contract through 2023)

COLLEGE: Played two seasons at Pittsburgh (2015-16) after transferring from Tennessee...Career totals include 26 games played with 24 starts, 5,142 passing yards on 378-of-620 passing (61.0 percent) with 47 TDs...Added 518 rushing yards on 157 carries (3.3 avg.) with four TDs...As a redshirt senior in 2016, led the ACC in pass efficiency (163.4), yards per completion (15.43) and yards per pass attempt (9.33)...Set a school record by leading the highest scoring offense in Pitt history (40.92 points per game)...Selected to play in the Senior Bowl...Was named All-ACC Academic team...Named the Walter Camp National Offensive Player of the Week after passing for a career-high 308 yards with five TDs against No. 2 Clemson...Threw for 2,855 yards with 27 TDs and seven INTs...His 27 TDs rank fourth on the school's single-season TD passing list...Finished as the team's third-leading rusher with 286 yards on 72 carries (4.0 avg.) with three TDs...Enrolled at Pitt as a graduate transfer in 2015...Finished second in the ACC in completion percentage, third in TD passes and fourth in passing efficiency...Played in 13 games with 11 starts, completing 193-of-314 passes for 2,267 yards with 20 TDs and eight INTs...From 2013-14, played in 11 games with two starts at Tennessee...Was a three-time Southeastern Conference Academic Honor Roll member...Completed 20-of-43 passes for 94 yards with two INTs...Redshirted in 2012...Earned his bachelor's degree in communications from Tennessee...Received his MBA from Pitt's Katz Graduate School of business.

PERSONAL: Attended Bartram High School in St. Johns, Fla. ...Rated the No. 10 QB prospect by Rivals.com...Rated No. 43 player in Florida by Rivals.com and No. 50 by 247Sports.com...Selected first-team All-Florida Class 6A...Named St. Johns County Player of the Year and The Florida Times-Union All-First Coast Team...Led his team to a 12-2 record and the Florida 6A semifinals as a senior...As a senior, completed 199-of-315 passes for 2,932 yards with 36 TDs.

NATHAN PETERMAN'S NFL REGULAR SEASON PASSING STATISTICS

DATE	TEAM	GP	GS	ATT.	CMP.	PCT.	YDS	AVG.	TD	INT.	LG	SK	LST	RATE
2017	Bills	4	2	49	24	49.0	252	5.1	2	5	21	1	5	38.4
2018	Bills	4	2	81	44	54.3	296	3.7	1	7	26	7	34	30.7
2019	Raiders	0	0	0	0	0.0	0	0.0	0	0	0	0	0	0.0
2020	Raiders	1	0	5	3	60.0	25	5.0	0	0	12	2	16	72.9
2021	Raiders	1	0	0	0	0.0	0	0.0	0	0	0	0	0	0.0
2022	Bears	3	1	25	14	56.0	139	5.6	1	1	28	1	6	68.6
TOTALS		13	5	160	85	53.1	712	4.5	4	13	28	11	61	39.4

NATHAN PETERMAN'S NFL POSTSEASON PASSING STATISTICS

DATE	TEAM	GP	GS	ATT.	CMP.	PCT.	YDS	AVG.	TD	INT.	LG	SK	LST	RATE
2017	Bills	1	0	3	1	33.3	14	4.7	0	1	14	0	0	9.7
2021	Raiders	0	0	0	0	0.0	0	0.0	0	0	0	0	0	0.0
TOTALS		1	0	3	1	33.3	14	4.7	0	1	14	0	0	9.7

NATHAN PETERMAN'S NFL REGULAR SEASON RUSHING STATISTICS

DATE	TEAM	NO.	YDS.	AVG.	LG	TD
2017	Bills	7	23	3.3	9	0
2018	Bills	10	50	5.0	24	1
2019	Raiders	0	0	0.0	0	0
2020	Raiders	1	9	9.0	9	0
2021	Raiders	2	2	1.0	1	0
2022	Bears	2	7	3.5	6	0
TOTALS		22	91	4.1	24	1

NATHAN PETERMAN'S NFL POSTSEASON RUSHING STATISTICS

DATE	TEAM	NO.	YDS.	AVG.	LG	TD
2017	Bills	1	4	4.0	4	0
2021	Raiders	0	0	0.0	0	0
TOTALS		1	4	4.0	4	0

NATHAN PETERMAN'S NFL REGULAR SEASON PASSING/RUSHING STATISTICS

DATE	TEAM	GP	GS	PASSING											RUSHING				
				ATT.	CMP.	PCT.	YDS	AVG.	TD	INT.	LG	SK	LST	RATE	NO.	YDS.	AVG.	LG	TD
2017	Bills	4	2	49	24	49.0	252	5.1	2	5	21	1	5	38.4	7	23	3.3	9	0
2018	Bills	4	2	81	44	54.3	296	3.7	1	7	26	7	34	30.7	10	50	5.0	24	1
2019	Raiders	0	0	0	0	0.0	0	0.0	0	0	0	0	0	0.0	0	0	0.0	0	0
2020	Raiders	1	0	5	3	60.0	25	5.0	0	0	12	2	16	72.9	1	9	9.0	9	0
2021	Raiders	1	0	0	0	0.0	0	0.0	0	0	0	0	0	0.0	2	2	1.0	1	0
2022	Bears	3	1	25	14	56.0	139	5.6	1	1	28	1	6	68.6	2	7	3.5	6	0
TOTALS		13	5	160	85	53.1	712	4.5	4	13	28	11	61	39.4	22	91	4.1	24	1

NATHAN PETERMAN'S NFL POSTSEASON PASSING/RUSHING STATISTICS

DATE	TEAM	GP	GS	PASSING											RUSHING				
				ATT.	CMP.	PCT.	YDS	AVG.	TD	INT.	LG	SK	LST	RATE	NO.	YDS.	AVG.	LG	TD
2017	Bills	1	0	3	1	33.3	14	4.7	0	1	14	0	0	9.7	1	4	4.0	4	0
2021	Raiders	0	0	0	0	0.0	0	0.0	0	0	0	0	0	0.0	0	0	0.0	0	0
TOTALS		1	0	3	1	33.3	14	4.7	0	1	14	0	0	9.7	1	4	4.0	4	0

SINGLE-GAME HIGHS: QUARTERBACK

Pass Attempts 49 vs. Chicago Bears, Nov 04, 2018
Pass Completions 31 vs. Chicago Bears, Nov 04, 2018
Yards Passing 188 vs. Chicago Bears, Nov 04, 2018
TD Passes 1 vs. Minnesota Vikings, Jan 08, 2023
 ...3 more at 1.
Long Passes 28 vs. Minnesota Vikings, Jan 08, 2023
Completion Percentage 63.3 vs. Chicago Bears, Nov 04, 2018

Passer Rating 92.9 vs. Minnesota Vikings, Jan 08, 2023
Rush Attempts 8 vs. Chicago Bears, Nov 04, 2018
Rushing Yards 47 vs. Chicago Bears, Nov 04, 2018
Rushing Average 5.9 vs. Chicago Bears, Nov 04, 2018
Longest Runs 24 vs. Chicago Bears, Nov 04, 2018
Rushing TDs 1 vs. Chicago Bears, Nov 04, 2018

SINGLE-GAME HIGHS - POSTSEASON: QUARTERBACK

Pass Attempts 3 at Jacksonville Jaguars, Jan 07, 2018
Pass Completions 1 at Jacksonville Jaguars, Jan 07, 2018
Yards Passing 14 at Jacksonville Jaguars, Jan 07, 2018
Long Passes 14 at Jacksonville Jaguars, Jan 07, 2018

Rush Attempts 1 at Jacksonville Jaguars, Jan 07, 2018
Rushing Yards 4 at Jacksonville Jaguars, Jan 07, 2018
Longest Runs 4 at Jacksonville Jaguars, Jan 07, 2018



Dante
PETTIS

86

Ht: 6-1

DOB: 10/23/95

Bears Season: 2

Acquired: UFA-23 (CHI)

Wt: 195

College: Washington

NFL Season: 6

WIDE RECEIVER

PRO CAREER: Pettis has played in 50 games with 19 starts for the 49ers, Giants and Bears ... Has 71 receptions for 984 yards (13.9 avg.), 12 touchdowns and a long catch of 75 yards.

2022 SEASON (BEARS): Played in each game of the 2022 season including seven starts ... Started at wide receiver in Week 1 vs. San Francisco and also featured as a returner on special teams, finished the game with one catch which went for 51 yards and a touchdown, the 10th score of his career ... Made the start at wide receiver and punt returner in Week 2 at Green Bay ... Caught a 40-yard touchdown pass from Justin Fields in Week 6 vs. Washington ... It's his 11th career touchdown reception and second of the season ... Finished the game with four receptions for a team-high 84 yards ... Caught one pass for two yards and had one rushing attempt for 29 yards in the Bears' Week 7 MNF victory over the Patriots; his 29-yard rush is the longest of his career ... Matched a season-high four catches against the Cowboys in Week 8, finishing with 18 yards ... Caught one pass for 12 yards against Miami in Week 9 ... Had one reception for nine yards and one rush for eight yards in Week 10 vs. Detroit, while also fielding three punts that totaled 44 return yards ... Had one reception for 12 yards against the Jets in Week 12 ... Was a starting wide receiver against the Packers in Week 13, and finished with one catch for 14 yards, and also returned one punt 18 yards ... Caught one pass for 13 yards and returned two punts for a total of 24 yards vs. Philadelphia in Week 15 ... Against Buffalo in Week 16, caught a six-yard touchdown pass from Justin Fields to cap off an eight-play, 64-yard drive with 9:46 left in the first quarter ... Was his third touchdown of the season and the 12th of his career, with his last trip to the end zone coming in Week 6 vs. Washington ... Had one punt return at Detroit in Week 17 ... Caught two passes for 19 yards in the final game of the regular season vs. Minnesota.

2021 SEASON (GIANTS): Played in three games, recording 10 receptions for 87 yards and one touchdown.

2020 SEASON (49ERS/GIANTS): Played five games with one start for the 49ers and in the two final games of the season for the Giants... Returned one kickoff for 18 yards and two punts for San Francisco and caught four passes for 76 yards and one touchdown for the Giants ... Had two receptions for 33 yards in his Giants debut at Baltimore ... Caught two passes for 43 yards, including his first Giants touchdown on a 33-yard pass from Daniel Jones with 45 seconds remaining in the second quarter vs. Dallas ... Joined Sterling Shepard, Darius Slayton and Golden Tate as the only Giants wide receiver to catch a touchdown pass in 2020.

2019 SEASON (49ERS): Played in 11 games with four starts and caught 11 passes for 109 yards and two touchdowns ... Had a season-high four receptions for 20 yards, including a game-winning five-yarder on a pass from Jimmy Garoppolo with 1:15 remaining in a 24-20 victory vs. Pittsburgh ... Tallied three receptions for a season-best 45 yards at the Rams ... Registered a 21-yard touchdown catch at Arizona.

2018 SEASON (49ERS): As a rookie in 2018, played in 12 games with seven starts and recorded 27 receptions for 467 yards and five touchdowns ... His five touchdown catches tied for third among NFL rookies and was tied for 2nd among rookies in franchise history... In his NFL debut at Minnesota (9/9), caught two passes for 61 yards, including a 22-yard touchdown on his first career reception...It was the first time a 49ers player's first career catch resulted in a touchdown since tight end Vernon Davis at Arizona on Sept. 10, 2006... Collected 4 receptions for 77 yards, including a 13-yard touchdown, at Tampa Bay ... Registered career highs of 5 receptions, 129 yards, a 25.8-yard average (minimum three catches) and two touchdowns at Seattle ... Became the first 49ers rookie wide receiver with two touchdowns in a single game since WR J.J. Stokes vs. St. Louis on Nov. 26, 1995 ... Pettis' 129 receiving yards were the most by a 49ers rookie since Jerry Rice had 241 vs. the Rams on Dec. 9, 1985 and rank fifth among rookies in franchise history...Hauled in three receptions for 49 yards and one touchdown vs. Denver ...His one-yard touchdown catch made him the first member of the 49ers to register on or more touchdown receptions in three consecutive games since Davis accomplished the feat in Weeks 11-15 of the 2013 season.

TRANSACTIONS:

07/25/2018: Signed/draft choice with the San Francisco 49ers (four-year contract through 2021)

11/03/2020: Released by the 49ers

11/04/2020: Acquired from waivers to the New York Giants

05/12/2022: Signed/UFA with the Chicago Bears (one-year contract through 2022)

04/17/2023: Signed/FA with the Chicago Bears (one-year contract through 2023)

COLLEGE: Played in 53 games with 36 starts in four years at Washington and registered 163 receptions for 2,256 yards (13.8-yard avg.) and 24 touchdowns...Added 90 punt returns for 1,274 yds. (14.2-yard avg.) and nine scores, the NCAA career record for punt return touchdowns...In 2017, was a consensus first-team All-America selection and earned first-team All-Pac-12 honors at both wide receiver and return specialist...Played in 13 games with 12 starts and tallied 63 receptions for 761 yards and seven touchdowns while averaging 20.4 yards on 21 punt returns, including four scores...Tied the NCAA record with a punt return touchdown three consecutive games... As a junior, played in 14 games with 11 starts and earned 2nd-team All-Pac-12 honors...Recorded 53 receptions for 822 yards and 15 touchdowns, plus 25 punt returns for 287 yards (11.5-yard avg.) and two scores...Pettis' 15 touchdown catches were the third-highest single season total in school history, 7th-most in Pac12 history and 7th-most in the country in 2016...As a sophomore in 2015, named second-team All-America by The Sporting News as a punt returner and second-team academic All-Pac-12 honors... Played in 13 games with eight starts and tallied 30 catches for 414 yards and one touchdown while adding 16 punt returns for 271 yards (16.9-yard avg.) and two scores...In 2014, played in 13 games with five starts and registered 17 receptions for 259 yards and one touchdown, plus 28 punt returns for 288 yards and one score.

PERSONAL: Attended JSerra Catholic (San Juan Capistrano, Calif.) High School ... As a senior in 2013, earned first-team All-CIF Southern Section Pac-5 Division and All-Trinity League honors after catching 50 passes for 889 yards and 11 touchdowns...Also played basketball and was a member of the track team, where he competed in the state championships for the 200 meter dash and long jump.

DANTE PETTIS' NFL REGULAR SEASON RUSHING/RECEIVING STATISTICS

DATE	TEAM	RECEIVING							RUSHING				
		GP	GS	NO.	YDS.	AVG.	LG	TD	NO.	YDS.	AVG.	LG	TD
2018	49ers	12	7	27	467	17.3	75t	5	1	-2	-2.0	-2	0
2019	49ers	11	4	11	109	9.9	21t	2	0	0	0.0	0	0
2020	49ers	5	1	0	0	0.0	0	0	0	0	0.0	0	0
Went from San Francisco to N.Y. Giants.													
2020	Giants	2	0	4	76	19.0	33t	1	0	0	0.0	0	0
2020	TOTAL	7	1	4	76	19.0	33t	1	0	0	0.0	0	0
2021	Giants	3	0	10	87	8.7	27	1	0	0	0.0	0	0
2022	Bears	17	7	19	245	12.9	51t	3	2	37	18.5	29	0
NFL TOTALS		50	19	71	984	13.9	75t	12	3	35	11.7	29	0

DANTE PETTIS' NFL POSTSEASON RUSHING/RECEIVING STATISTICS

DATE	TEAM	RECEIVING							RUSHING				
		GP	GS	NO.	YDS.	AVG.	LG	TD	NO.	YDS.	AVG.	LG	TD
2019	49ers	0	0	0	0	0.0	0	0	0	0	0.0	0	0
NFL TOTALS		0	0	0	0	0.0	0	0	0	0	0.0	0	0

DANTE PETTIS' NFL REGULAR SEASON RETURN STATISTICS

DATE	TEAM	KICKOFF RETURNS						PUNT RETURNS					
		RET.	YDS.	AVG.	LG	TD	NO.	FC	YDS.	AVG.	LG	TD	
2018	49ers	0	0	0.0	0	0	9	2	27	3.0	14	0	
2019	49ers	0	0	0.0	0	0	0	0	0	0.0	0	0	
2020	49ers	1	18	18.0	18	0	2	2	14	7.0	8	0	
Went from San Francisco to N.Y. Giants.													
2020	Giants	0	0	0.0	0	0	0	0	0	0.0	0	0	
2020	TOTAL	1	18	18.0	18	0	2	2	14	7.0	8	0	
2021	Giants	0	0	0.0	0	0	2	1	0	0.0	0	0	
2022	Bears	0	0	0.0	0	0	18	8	163	9.1	27	0	
NFL TOTALS		1	18	18.0	18	0	31	13	204	6.6	27	0	

DANTE PETTIS' NFL POSTSEASON RETURN STATISTICS

DATE	TEAM	KICKOFF RETURNS						PUNT RETURNS					
		RET.	YDS.	AVG.	LG	TD	NO.	FC	YDS.	AVG.	LG	TD	
2019	49ers	0	0	0.0	0	0	0	0	0	0.0	0	0	
NFL TOTALS		0	0	0.0	0	0	0	0	0	0.0	0	0	


SINGLE-GAME HIGHS: RUSHING/RECEIVING

Rush Attempts 1 at Seattle Seahawks, Dec 02, 2018
Longest Runs 29 at New England Patriots, Oct 24, 2022
Receptions 5 vs. Carolina Panthers, Oct 24, 2021
 ...3 more at 5.
Receiving Yards 129 at Seattle Seahawks, Dec 02, 2018
Receiving Average 25.8 at Seattle Seahawks, Dec 02, 2018
Longest Receptions 75t at Seattle Seahawks, Dec 02, 2018
Receiving TDs 2 at Seattle Seahawks, Dec 02, 2018
All-Purpose Yards 127 at Seattle Seahawks, Dec 02, 2018
Kickoff Returns 1 at Seattle Seahawks, Nov 01, 2020

Kickoff Return Yards 18 at Seattle Seahawks, Nov 01, 2020
Longest Kickoff Return 18 at Seattle Seahawks, Nov 01, 2020
Fair Catches 2 vs. Green Bay Packers, Dec 04, 2022
 ...3 more at 2.
Punt Return Yards 44 vs. Detroit Lions, Nov 13, 2022
Longest Punt Return 27 at New England Patriots, Oct 24, 2022
Punt Returns 3 vs. Detroit Lions, Nov 13, 2022
 ...1 more at 3.
Punt Return Average 14.7 vs. Detroit Lions, Nov 13, 2022
Most TDs 2 at Seattle Seahawks, Dec 02, 2018
Miscellaneous Tackles 1 vs. Los Angeles Rams, Oct 17, 2021

100-YARD RECEIVING GAMES (1): REGULAR SEASON

DATE	TEAM	NO.	YDS.	AVG.	LG	TD
12/02/18	at Seahawks	5	129	25.8	75t	2



Jared
PINKNEY

46

Ht: 6-4
DOB: 8/21/97
Bears Season: 1
Acquired: FA-'23

Wt: 255
College: Vanderbilt
NFL Season: 4

TIGHT END

PRO CAREER: Enters his first season with the Bears in 2023...Originally signed by the Falcons as an undrafted rookie free agent following the 2020 NFL Draft...Appeared in six games with one start...Spent time with Rams, Lions, Titans, and Falcons practice squads.

2022 SEASON (RAMS): Spent time on and off the Rams practice squad, appearing in four games...Recorded first career tackle on special teams in Week 10 against the Cardinals.

2021 SEASON (LIONS): Signed by the Detroit Lions off the Rams practice squad on December 28, 2021...Made his NFL debut on in Week 17 starting at tight end against the Seahawks...Spent time on Titans, Lions, and Rams practice squads.

2020 SEASON (FALCONS): Signed with the Falcons as an undrafted rookie free agent on April 27, 2020...Was waived on September 5th and signed to practice squad the next day...Elevated to the active roster on January 2, 2021, for the team's Week 17 game against the Buccaneers but was inactive.

TRANSACTIONS:

- 04/27/2020:** Signed as undrafted rookie free agent by Falcons
- 09/05/2020:** Cut by Falcons
- 09/06/2020:** Signed to Falcons' practice squad
- 01/04/2021:** Cut from Falcons' practice squad
- 01/13/2021:** Signed to Titans
- 08/31/2021:** Cut by Titans
- 09/02/2021:** Signed to Lions' practice squad
- 10/12/2021:** Cut from Lions' practice squad
- 10/20/2021:** Signed to Rams' practice squad
- 12/28/2021:** Signed to Lions' practice squad
- 05/10/2022:** Cut by Lions
- 06/15/2022:** Signed by Rams
- 08/30/2021:** Cut by Rams
- 08/31/2021:** Signed to Rams' practice squad
- 03/10/2022:** Cut by Rams
- 07/21/2023:** Signed by Bears

COLLEGE: Appeared in 37 games (33 starts)...Recorded 114 catches for 1,560 yards and 14 touchdowns in four seasons with Vanderbilt...Named to Preseason All-American First Team (Street & Smith's, Sporting News), Preseason All-American Third Team (Phil Steele), Preseason All-American Second Team (CollegeFootballNews.com), Preseason All-SEC Second Team (SEC Media Day voters), and Preseason All-SEC Second Team (Phil Steele, Lindy's, Athlon Sports) in 2019...Started first 11 games of senior season at tight end with 20 receptions, 233 receiving yards and two touchdowns...His 50 receptions in his junior season were the most by a Vanderbilt tight end since 1984...Named to Associated Press All-SEC second team following junior season


PERSONAL: Prepped at Norcross (Ga)...Three-star prospect by 247Sports, Rivals and ESPN...Led team to back-to-back 6A state titles...32 receptions for 480 yards and three touchdowns as senior...All-state honorable mention...All-region first team...Recipient of School's Scholar-Athlete Award...Son of Anika Bowles-Pinkney and Horace Pinkney...Brother, Jalen, and sister, Alayna...Majored in communication studies.

JARED PINKNEY'S NFL REGULAR SEASON RUSHING/RECEIVING STATISTICS

DATE	TEAM	RECEIVING							RUSHING				
		GP	GS	NO.	YDS.	AVG.	LG	TD	NO.	YDS.	AVG.	LG	TD
2020	Falcons	0	0	0	0	0.0	0	0	0	0	0.0	0	0
2021	Lions	2	1	0	0	0.0	0	0	0	0	0.0	0	0
Went from Detroit to L.A. Rams .													
2021	Rams	0	0	0	0	0.0	0	0	0	0	0.0	0	0
2021	TOTAL	2	1	0	0	0.0	0	0	0	0	0.0	0	0
2022	Rams	4	0	0	0	0.0	0	0	0	0	0.0	0	0
NFL TOTALS		6	1	0	0	0.0	0	0	0	0	0.0	0	0

JARED PINKNEY'S NFL REGULAR SEASON RETURN STATISTICS

DATE	TEAM	KICKOFF RETURNS					PUNT RETURNS					
		RET.	YDS.	AVG.	LG	TD	NO.	FC	YDS.	AVG.	LG	TD
2020	Falcons	0	0	0.0	0	0	0	0	0	0.0	0	0
2021	Lions	0	0	0.0	0	0	0	0	0	0.0	0	0
Went from Detroit to L.A. Rams.												
2021	Rams	0	0	0.0	0	0	0	0	0	0.0	0	0
2021	TOTAL	0	0	0.0	0	0	0	0	0	0.0	0	0
2022	Rams	0	0	0.0	0	0	0	0	0	0.0	0	0
NFL TOTALS		0	0	0.0	0	0	0	0	0	0.0	0	0



Joe
REED

80

Ht: 6-0
DOB: 1/4/98
Bears Season: 1
Acquired: FA-23

Wt: 224
College: Virginia
NFL Season: 2

WIDE RECEIVER

PRO CAREER: Signed with the Bears on Jan. 19, 2023 ... Enters his fourth season in the league and first with the Bears in 2023 ... Has played in 11 career games with the Chargers, where he was selected in the fifth round (151st overall) of the 2020 NFL Draft.

2022 (BEARS): In his rookie season, appeared in 11 games...Contributed on both offense and special teams, proving to be an asset in the run game and kick return phase...Finished the season with five rushes for 29 yards (5.8 avg.), along with a rushing score, as his 21 kickoff returns for 435 yards (20.7 avg.), with a long return of 46 yards, paced Los Angeles...at Cincinnati (Sept. 13): In his NFL debut, returned a kickoff 46 yards, giving the Bolts offense quality field position for a drive capped by a Joshua Kelley rushing TD...vs. Kansas City (Sept. 20): Returned four kickoffs for a career-high 85 yards...Logged first career rushing attempt, gaining eight yards on an end-around on first down...at Tampa Bay (Oct. 4): Inactive...vs. Jacksonville (Oct. 25): Recorded his first career TD, finding the endzone on a seven-yard run to close out the first quarter, leading to an eventual Chargers win...at Denver (Nov. 1): Logged one kickoff return for a gain of 26 yards, contributing to 62-percent of the team's special teams snaps... vs. Las Vegas (Nov. 8): Returned three Raiders kickoffs for an average return mark of 23.2 yards-per-return...Earned two rushing attempts, gaining a net of seven yards...at Miami (Nov. 15): Logged four kickoff returns for a 20.0- yard average with a long return of 31 yards...vs. N.Y. Jets (Nov. 22): Returned one kickoff for 17 yards, giving the offense starting field position at their own 24-yard line...On kickoff coverage, secured his second special teams tackle of the season, doing so on kickoff coverage...at Buffalo (Nov. 29): Returned four kickoffs for a 14.8-yard average, with a long return of 23 yards...vs. New England (Dec. 6): Inactive...vs. Denver (Dec. 27): Continued to contribute on special teams... at Kansas City (Jan. 3): Contributed on both offense and special teams in the season finale, helping the Bolts finish out the 2020 season with four-consecutive wins, including three-straight against AFC West Division opponents.

TRANSACTIONS:

- 07/25/2020: Signed/draft choice (four-year contract through 2023)
- 08/31/2021: Released by the Chargers
- 09/31/2021: Practice squad add (Chargers)
- 01/18/2022: Signed (Los Angeles Chargers)
- 08/31/2022: Practice squad add (Chargers)
- 01/19/2023: Signed to the Bears

COLLEGE: Attended the University of Virginia (2017-19) ... Holds the UVA career kick return yardage record with 3,042 career yards and the UVA record for kick returns for touchdowns with five ... only player in FBS history with 2,700+ career kick return yards and a career kick return average of 28+ yards ... one of 10 players in FBS history with 3,000+ kick return yards ... During the 2019 season, Reed led the nation with a 33.2 kick return average ... Started 13 of UVA's 14 games and named ACC Specialist of the Week after returning a kick 100 yards for a touchdown against William & Mary.

PERSONAL: Played wide receiver, running back and safety at Randolph-Henry High School for head coach Mark McPherson ... rated a three-star recruit according to ESPN.com, Rivals.com, Scout.com and 247sports.com ... played in the VHSCA All-Star game for the West team, returning kicks of 50 and 80 yards in a 30-18 win ... rushed for 2,100 yards and 38 touchdowns as a senior ... had 15 receiving touchdowns as a junior ... caught 33 passes for 900 yards and 21 scores as sophomore ... rushed for 900 yards and 18 touchdowns as a freshman ... also played baseball at Randolph-Henry ... son of Carlton and Tonya Reed.

JOE REED'S NFL REGULAR SEASON RUSHING/RECEIVING STATISTICS

DATE	TEAM	RECEIVING							RUSHING				
		GP	GS	NO.	YDS.	AVG.	LG	TD	NO.	YDS.	AVG.	LG	TD
2020	Chargers	11	0	0	0	0.0	0	0	5	29	5.8	8	1
2021	Chargers	0	0	0	0	0.0	0	0	0	0	0.0	0	0
2022	Chargers	0	0	0	0	0.0	0	0	0	0	0.0	0	0
NFL TOTALS		11	0	0	0	0.0	0	0	5	29	5.8	8	1

JOE REED'S NFL POSTSEASON RUSHING/RECEIVING STATISTICS

DATE	TEAM	RECEIVING							RUSHING				
		GP	GS	NO.	YDS.	AVG.	LG	TD	NO.	YDS.	AVG.	LG	TD
2022	Chargers	0	0	0	0	0.0	0	0	0	0	0.0	0	0
NFL TOTALS		0	0	0	0	0.0	0	0	0	0	0.0	0	0

JOE REED'S NFL REGULAR SEASON RETURN STATISTICS

DATE	TEAM	KICKOFF RETURNS					PUNT RETURNS					
		RET.	YDS.	AVG.	LG	TD	NO.	FC	YDS.	AVG.	LG	TD
2020	Chargers	21	435	20.7	46	0	0	0	0	0.0	0	0
2021	Chargers	0	0	0.0	0	0	0	0	0	0.0	0	0
2022	Chargers	0	0	0.0	0	0	0	0	0	0.0	0	0
NFL TOTALS		21	435	20.7	46	0	0	0	0	0.0	0	0

JOE REED'S NFL POSTSEASON RETURN STATISTICS

DATE	TEAM	KICKOFF RETURNS					PUNT RETURNS					
		RET.	YDS.	AVG.	LG	TD	NO.	FC	YDS.	AVG.	LG	TD
2022	Chargers	0	0	0.0	0	0	0	0	0	0.0	0	0
NFL TOTALS		0	0	0.0	0	0	0	0	0	0.0	0	0

SINGLE-GAME HIGHS: RUSHING/RECEIVING

Rush Attempts 2 vs. Las Vegas Raiders, Nov 08, 2020
 ...1 more at 2.

Rushing Yards 14 vs. Jacksonville Jaguars, Oct 25, 2020

Longest Runs 8 vs. Las Vegas Raiders, Nov 08, 2020
 ...1 more at 8.

Rushing TDs 1 vs. Jacksonville Jaguars, Oct 25, 2020

All-Purpose Yards 93 vs. Kansas City Chiefs, Sep 20, 2020

Kickoff Returns 4 at Buffalo Bills, Nov 29, 2020
 ...2 more at 4.


Kickoff Return Yards 85 vs. Kansas City Chiefs, Sep 20, 2020

Longest Kickoff Return 46 at Cincinnati Bengals, Sep 13, 2020

Kickoff Return Average 23.3 vs. Las Vegas Raiders, Nov 08, 2020

Special Teams Tackles 1 at Buffalo Bills, Nov 29, 2020
 ...2 more at 1.

Most TDs 1 vs. Jacksonville Jaguars, Oct 25, 2020



Dominique
ROBINSON

91

Ht: 6-5
DOB: 7/2/98
Bears Season: 2
Acquired: D5b-22

Wt: 253
College: Miami (OH)
NFL Season: 2

DEFENSIVE LINEMAN

PRO CAREER: Played in every game of his rookie season (seven starts), finishing with 30 tackles (19 solo), 1.5 sacks, two TFL, two QBH and two PD ... Drafted by the Bears in the fifth round of the 2022 NFL Draft (No. 174 overall)

2022 SEASON (BEARS): Made an impact in his first career NFL game, logging 1.5 sacks to go along with seven tackles (five solo), one tackle for loss and two QBH ... He became the first Bears rookie to record a sack in their first-career regular season game since Roquan Smith did so on September 9, 2018 at Green Bay ... Featured on defense and special teams in the Week 3 victory vs. Houston ... Got on the stat sheet with two combined tackles (one solo) in Week 4 against the Giants ... Had multiple tackles for the second straight week at Minnesota in Week 5, finishing with three combined tackles (two solo) and one TFL ... Played on special teams and defense against Washington in Week 6 ... Recorded his first-career PD in the Bears' 33-14 MNF victory over the Patriots ... Posted one tackle and one PD in Week 8 at Dallas ... Made the first start of his NFL career in Week 10 vs. Detroit, finishing with six combined tackles (five solo) ... Had one combined tackle against the Falcons in Week 11 ... Recorded two combined tackles against the Jets in Week 12 ... Started at defensive end against the Packers in Week 13 and recorded five combined tackles (four solo).

TRANSACTIONS:

04/30/2022: Drafted by the Bears in the fifth round of the 2022 NFL Draft (No. 174 overall)

05/06/2022: Signed by the Bears/draft choice (four-year contract through 2025)

COLLEGE: Played in 12 games in 2021 for the Redhawks, recording career-highs in tackles (28), tackles for loss (6.5), sacks (2.5) and quarterback hurries (4) ... Had six tackles and 2.0 tackles for loss in a win over Buffalo ... had four tackles against BGSU ... Had sacks at Eastern Michigan and Ohio ... Played in all three games in 2020 ... had nine tackles, 2.5 tackles for loss and 2.0 sacks on the year ... opened the season with four tackles and 2.0 sacks in a win over Ball State ... Played in 14 games, making eight starts in 2019 ... finished the year with 14 catches for 296 yards ... had three catches for 60 yards versus Tennessee Tech ... had three grabs for 80 yards at Kent State ... added three catches for 67 yards at Western Michigan ... Played in all 12 games, making five starts in 2018 ... finished season with 13 catches for 156 yards and four touchdowns ... had a career-high five catches for 77 yards in a win at Akron ... had four catches for 59 yards and two touchdowns versus Western Michigan ... had a touchdown at Army and against Ball State ... Played in seven games in 2017.

PERSONAL: Is a 2016 graduate of Canton McKinley High School (Ohio) ... Was a team captain and earned Northeast Ohio honorable mention ... Earned first-team all-county honors ... Named the team's MVP and earned first-team All-Federal League honors.

DOMINIQUE ROBINSON'S NFL REGULAR SEASON DEFENSIVE STATISTICS

DATE	TEAM	GP	TACKLES								INTERCEPTIONS				O. FUMB			ST				MISC						
			GS	TK	S	A	TFL	YDS	SK	YDS	QBH	NO	YDS	LG	TD	PD	FF	FR	TD	YDS	TK	S	A	FF	FR	S	A	
2022	Bears	17	7	30	19	11	2	6	1.5	7.5	2	0	0	0	2	0	0	0	0	0	0	0	0	0	0	0	0	0
NFL TOTALS		17	7	30	19	11	2	6	1.5	7.5	2	0	0	0	2	0	0	0	0	0	0	0	0	0	0	0	0	0

SINGLE-GAME HIGHS: DEFENSIVE

Total Tackles 7 vs. San Francisco 49ers, Sep 11, 2022
Solo Tackles 5 vs. Detroit Lions, Nov 13, 2022
...1 more at 5.

Sacks 1.5 vs. San Francisco 49ers, Sep 11, 2022



Jack
SANBORN

57

Ht: 6-2
DOB: 7/29/00
Bears Season: 2
Acquired: UDFA-22

Wt: 234
College: Wisconsin
NFL Season: 2

LINEBACKER

PRO CAREER: Signed as an undrafted free agent with the Bears in May 2022 out of the University of Wisconsin ... Played in 14 games as a rookie, with six starts, totaling 59 tackles (47 solo), 2.0 sacks, three QBH, one fumble recovery and five special teams tackles.

2022 SEASON (BEARS): Started every game of his rookie campaign up until going on IR during Week 16 ... Made his NFL debut Week 1 vs. San Francisco, taking snaps primarily with the special teams unit ... Played the first defensive snap of his NFL career in Week 3 vs. Houston, while also featuring in over half the snaps on special teams ... Was on the field for over half the snaps on special teams against the Vikings in Week 5 ... Notched a special teams tackle in the Bears' Week 7 MNF victory over the Patriots ... Registered the first tackles of his career on defense, finishing with two combined tackles in Week 8 at Dallas ... Made his first NFL start at linebacker in Week 9 vs. Miami, finishing second on the team with seven solo tackles ... In his second career start, he got to Lions quarterback Jared Goff twice, marking his first career sacks ... He is the only undrafted free agent in the 2022 NFL season to have a multi-sack performance ... Finished with a game-high 12 combined tackles (nine solo) and two tackles for loss ... Was second on the team with nine combined tackles (eight solo) against the Falcons in Week 11 ... In Week 12 at New York, led the defense with 14 combined tackles, which is the most tackles by a Bears rookie in a single game in franchise history ... Against the Packers in Week 13, finished with a team-high 10 combined tackles (eight solo), with one TFL ... Registered five solo tackles against the Eagles in Week 15.

TRANSACTIONS:

05/06/2022: Signed/UDFA with the Bears

COLLEGE: Played in 45 games over four seasons at the University of Wisconsin, generating 230 tackles, 29.0 tackles-for-loss, 11.5 sacks, four interceptions, eight pass breakups, three forced fumbles and two fumble recoveries ... As a senior, was named first-team All-Big 10 after appearing in 12 contests and establishing career highs with 88 tackles and 14.5 tackles-for-loss while also recording 3.5 sacks.

PERSONAL: Grew up in Chicago area, attending Lake Zurich High School ... Four-star recruit by 247 Sports and Rivals ... three-star recruit by ESPN ... First-team all-state by Illinois High School Football Coaches Association as a junior and senior ... all-area as a junior and senior ... All-North Suburban Conference as a sophomore, junior and senior ... led Lake Zurich to Class 7A state championship game and 13-1 record as a senior ... finished three-year varsity career with 296 tackles and 13.0 sacks ... had 120 tackles and 3.0 sacks as a senior ... Logged 80 tackles and 3.0 sacks as a junior ... Recorded 88 tackles and 7.0 sacks as a sophomore ... Two-year team captain.

JACK SANBORN'S NFL REGULAR SEASON DEFENSIVE STATISTICS

DATE	TEAM	GP	TACKLES							INTERCEPTIONS							O. FUMB					ST					MISC	
			GS	TK	S	A	TFL	YDS	SK	YDS	QBH	NO	YDS	LG	TD	PD	FF	FR	TD	YDS	TK	S	A	FF	FR	S	A	
2022	Bears	14	6	59	47	12	5	9	2.0	8.0	3	0	0	0	0	0	0	0	0	0	5	3	2	0	1	0	0	
NFL TOTALS		14	6	59	47	12	5	9	2.0	8.0	3	0	0	0	0	0	0	0	0	5	3	2	0	1	0	0		

SINGLE-GAME HIGHS: DEFENSIVE

Total Tackles 14 at New York Jets, Nov 27, 2022
Solo Tackles 10 at New York Jets, Nov 27, 2022
Sacks 2.0 vs. Detroit Lions, Nov 13, 2022

Tackles For Loss 2 at New York Jets, Nov 27, 2022
...1 more at 2.
Special Teams Tackles 1 vs. Green Bay Packers, Dec 04, 2022
...4 more at 1.
Special Teams Fumble Recoveries 1 at Atlanta Falcons, Nov 20, 2022



Cairo
SANTOS

8

Ht: 5-8**DOB:** 11/12/91**Bears Season:** 4**Acquired:** FA-20**Wt:** 175**College:** Tulane**NFL Season:** 10**KICKER**

PRO CAREER: Nine-year NFL veteran, has converted on 84.5 percent of his career field goals, including a perfect 7-for-7 in the postseason ... Has played for Kansas City (2014-17), Chicago (2017, 2021-22), L.A. Rams (2018), New York Jets (2018), Tampa Bay Buccaneers (2019), and the Tennessee Titans (2019) ... Set a Bears records for consecutive field goals both overall and in a single-season (27) in 2020 and again in 2021; also set a single-season percentage record, making 93.8 percent of his attempts (30-of-32) ... Converted on 86-of-102 field goals from 2014-16 with Kansas City, including 31-of-35 (88.6) in 2016 ... Made a career-high seven field goals at Cincinnati (10/4/15) and made a career-long 55-yard field goal at Carolina (10/18/20) ... Connected on a career-best six extra-point attempts against Detroit (11/1/15), which he matched at New England (9/7/17) ... Santos has connected on 76-of-84 field goal attempts since joining the Bears in 2020 ... His 90.6 field goal percentage since the start of the 2020 season is the sixth-best mark in the NFL (Min. 30 FGM).

HONORS:**2022:** NFC Special Teams Player of the Week (Week 7)**2020:** NFC Special Teams Player of the Week (Week 6)**2019:** NFC Special Teams Player of the Week (Week 6)**2016:** AFC Special Teams Player of the Month (November)

2022 SEASON (BEARS): Played in 16 games during the 2022 season ... Made both of his kicks in Week 2 at Green Bay ... In Week 3 vs. Houston, went 3-for-3 on the afternoon, including knocking home a game-winning field goal from 30 yards out to secure the 23-20 victory for the Bears ... In Week 5 at Minnesota, finished a perfect 3-for-3 for the second consecutive game, including a pair of field goals from 50+ yards ... Went 4-for-4 in field goal attempts in the Bears' Week 7 33-14 MNF victory over the Patriots, including one 50-yarder and was named NFC Special Teams Player of the Week in the process ... In Week 8 at Dallas, knocked in a 36-yard field goal with three seconds left in the second quarter to bring the score to 17-28 going into the half ... Moved to 12-for-12 on field goal attempts for the season ... Converted his only field goal attempt in Week 9 vs. Miami, putting Chicago in front, 3-0, with 11:03 to go in the first quarter ... It was his 19th consecutive make on the season ... In Week 10 vs. Detroit, he put the Bears on the board first with a 33-yard field goal with 10:42 left in the first quarter to cap off an eight play, 60-yard opening drive ... Knocked home his first field goal attempt of the afternoon to make the score 10-7 with 7:47 remaining in the second quarter ... It was Santos' 21st consecutive make on the season – a streak that dates back to Week 15 of the 2021 season at Minnesota. Santos' second attempt was short from 56 yards, finalizing his streak at 21 consecutive field goals ... Opened the scoring for the Bears knocking in a 22-yard field goal with 6:02 left in the first quarter agains the Jets in Week 12 ... Against Buffalo in Week 16, finished the afternoon two-for-two on field goal attempts, hitting from 37 and 35-yards out ... Converted a 23-yard field goal at Detroit in Week 17.

2021 SEASON (BEARS): Extended his field goal streak to 40 consecutive field goals made during the regular season, before missing short on a 65-yard attempt as time expired Week 9 at the Steelers. His mark of 40 consecutive makes stands as a Bears record and is tied for the third-longest streak of consecutive makes all-time with Gary Anderson (SF & MIN, 1997-98) ... Finished the season 26-for-30 on field goal attempts and connected on multiple FGs in 9-of-17 games throughout the season, including two field goals late in the fourth quarter to help seal the win at the Raiders Week 5 ... His longest field goal of the season is currently a 47-yarder made Week 3 at the Browns ... Was 3-for-4 on field goal attempts and kicked the game-winning field goal, a 28-yarder as time expired Week 12 at the Lions ... Connected on 3 field goals Week 14 at the Packers, including a 23-yarder to put the Bears on the board first towards the end of the first quarter (4:21) ... Made a 35-yard field goal in the Week 16 win at Seattle ... Was 3-for-3 on field goal attempts in Week 18 at Minnesota, all of his attempts were for 40+ yards ... Converted two field goals against the Packers in Week 13.

2020 SEASON (BEARS): Set a Bears records for consecutive field goals both overall and in a single-season (27) in 2020, breaking the old record of 26 straight held by Robbie Gould from 2005-06 (Weeks 16-17 in 2005, Weeks 1-11 in 2006); also set a single-season percentage record, making 93.8 percent of his attempts (30 of 32) ... Went 30 of 32 on the season (93.8 percent) on field goals, including 36 of 37 on PATs ... Named the NFC Special Teams Player of the Month in December, going a perfect 12 for 12 on field goals and 16 of 17 on PATs (his lone miss was blocked) ... Connected on a season-high four field goals in the Week 15 win at Minnesota ... Connected on all three of his attempts in Week 17 against the Packers ... Made all three of his FG attempts, including a 51-yarder that sent the game into overtime, in Week 8 vs. New Orleans ... Drilled a career-long 55-yard FG just before the half in the Week 6 win at Carolina; went 3 for 3 in that game and picked up NFC Special Teams Player of the Week honors in the process ... Connected on both field goals in the Week 5 win over the Buccaneers, including the game-winning 38-yarder with 1:13 remaining; also connected on a season-long 47-yarder in the win.

TRANSACTIONS:**05/19/2014:** Signed by the Chiefs**04/17/2017:** Re-signed/rest FA with the Chiefs (one-year tender through 2017)**09/30/2017:** Cut by the Kansas City Chiefs**11/20/2017:** Signed by the Bears**03/16/2018:** Signed/UFA with the Jets (one-year contract through 2018); released 8/22**10/02/2018:** Signed by the Rams; released 10/16**11/12/2018:** Signed by the Buccaneers**03/13/2019:** Re-signed by the Buccaneers (one-year extension through 2019); released 8/31**09/04/2019:** Signed by Titans; released 10/7**08/25/2020:** Signed by Bears; released 9/5; signed to practice squad 9/6; signed to active roster 9/16**03/15/2021:** Re-signed by the Bears (three-year extension through 2023)

COLLEGE: Played in 50 games at Tulane (2010-13), connecting on 61-of-78 field goals (78.2 pct.) and 129-of-132 extra points (98.0 pct.) ... Established a school record for field goal percentage and ranking second in school history in points (312) and field goals made (61) ... As a senior (2013), earned the Lou Groza Award, given annually to the best kicker in college football ... Also named the College Football Performance

National Kicker of the Year.

PERSONAL: A native of Sao Paulo, Brazil ... Was part of a high school exchange program at St. Joseph's Academy (St. Augustine, Fla.).

REGULAR SEASON COMPARISON: KICKING - TENNESSEE TITANS

DATE	OPP	W/L	GP/GS	FGM	FGA	PCT	LONG	XPM	XPA	PTS	1-19	20-29	30-39	40-49	50+	KO	TB
11/8/20	CHI @ TEN	L	P	1	1	100%	22	2	2	5	0-0	1-1	0-0	0-0	0-0	4	1
TOTALS		0/1	1/0	1	1	100%	22	2	2	5	0-0	1-1	0-0	0-0	0-0	4	1

CAIRO SANTOS' NFL REGULAR SEASON KICKING STATISTICS

DATE	TEAM	GP	FGM	FGA	PCT.	LG	XP	XPA	PCT.	BLK	PTS
2014	Chiefs	16	25	30	83.3	53	38	38	100.0	0	113
2015	Chiefs	16	30	37	81.1	53	39	41	95.1	1	129
2016	Chiefs	16	31	35	88.6	54	36	39	92.3	0	129
2017	Chiefs	3	3	3	100.0	39	12	12	100.0	0	21
Went from Kansas City to Chicago.											
2017	Bears	2	1	2	50.0	38	2	2	100.0	0	5
2017	TOTAL	5	4	5	80.0	39	14	14	100.0	0	26
2018	Rams	2	5	6	83.3	39	5	6	83.3	0	20
Went from L.A. Rams to Tampa Bay.											
2018	Buccaneers	7	9	12	75.0	45	17	17	100.0	0	44
2018	TOTAL	9	14	18	77.8	45	22	23	95.7	0	64
2019	Titans	5	4	9	44.4	53	12	12	100.0	1	24
2020	Bears	16	30	32	93.8	55	36	37	97.3	0	126
2021	Bears	17	26	30	86.7	47	27	28	96.4	1	105
2022	Bears	16	21	23	91.3	51	27	32	84.4	1	90
NFL TOTALS		116	185	219	84.5	55	251	264	95.1	4	806

CAIRO SANTOS' NFL POSTSEASON KICKING STATISTICS

DATE	TEAM	GP	FGM	FGA	PCT.	LG	XP	XPA	PCT.	BLK	PTS
2015	Chiefs	2	5	5	100.0	49	5	5	100.0	0	20
2016	Chiefs	1	1	1	100.0	48	1	1	100.0	0	4
2019	Titans	0	0	0	0.0	0	0	0	0.0	0	0
2020	Bears	1	1	1	100.0	36	0	0	0.0	0	3
NFL TOTALS		4	7	7	100.0	49	6	6	100.0	0	27

CAIRO SANTOS' NFL REGULAR SEASON FIELD-GOAL ACCURACY STATISTICS

DATE	TEAM	1-19	PCT.	20-29	PCT.	30-39	PCT.	40-49	PCT.	50+	PCT.
2014	Chiefs	1-1	100.0	10-10	100.0	6-7	85.7	7-10	70.0	1-2	50.0
2015	Chiefs	0-0	0.0	7-8	87.5	10-10	100.0	9-11	81.8	4-8	50.0
2016	Chiefs	0-0	0.0	8-9	88.9	15-17	88.2	6-7	85.7	2-2	100.0
2017	Chiefs	0-0	0.0	0-0	0.0	3-3	100.0	0-0	0.0	0-0	0.0
Went from Kansas City to Chicago.											
2017	Bears	0-0	0.0	0-0	0.0	1-1	100.0	0-0	0.0	0-1	0.0
2017	TOTAL	0-0	0.0	0-0	0.0	4-4	100.0	0-0	0.0	0-1	0.0
2018	Rams	1-1	100.0	2-2	100.0	2-2	100.0	0-1	0.0	0-0	0.0
Went from L.A. Rams to Tampa Bay.											
2018	Buccaneers	0-0	0.0	2-2	100.0	4-4	100.0	3-5	60.0	0-1	0.0
2018	TOTAL	1-1	100.0	4-4	100.0	6-6	100.0	3-6	50.0	0-1	0.0
2019	Titans	0-0	0.0	0-0	0.0	1-3	33.3	2-3	66.7	1-3	33.3
2020	Bears	0-0	0.0	9-9	100.0	10-10	100.0	9-10	90.0	2-3	66.7
2021	Bears	0-0	0.0	10-10	100.0	5-5	100.0	11-13	84.6	0-2	0.0
2022	Bears	0-0	0.0	4-4	100.0	7-7	100.0	6-7	85.7	4-5	80.0
NFL TOTALS		2-2	100.0	52-54	96.3	64-69	92.8	53-67	79.1	14-27	51.9

CAIRO SANTOS' NFL POSTSEASON FIELD-GOAL ACCURACY STATISTICS

DATE	TEAM	1-19	PCT.	20-29	PCT.	30-39	PCT.	40-49	PCT.	50+	PCT.
2015	Chiefs	0-0	0.0	0-0	0.0	3-3	100.0	2-2	100.0	0-0	0.0
2016	Chiefs	0-0	0.0	0-0	0.0	0-0	0.0	1-1	100.0	0-0	0.0
2019	Titans	0-0	0.0	0-0	0.0	0-0	0.0	0-0	0.0	0-0	0.0
2020	Bears	0-0	0.0	0-0	0.0	1-1	100.0	0-0	0.0	0-0	0.0
NFL TOTALS		0-0	0.0	0-0	0.0	4-4	100.0	3-3	100.0	0-0	0.0

SINGLE-GAME HIGHS: KICKER

Field Goals Made 7 at Cincinnati Bengals, Oct 04, 2015
Field Goal Attempts 7 at Cincinnati Bengals, Oct 04, 2015
Longest Field Goals Made 55 at Carolina Panthers, Oct 18, 2020
Longest Field Goals Attempt 66 vs. Chicago Bears, Oct 11, 2015
PATs Made 6 at New England Patriots, Sep 07, 2017
 ...1 more at 6.
PAT Attempts 6 at New England Patriots, Sep 07, 2017
 ...1 more at 6.

Points 21 at Cincinnati Bengals, Oct 04, 2015
Special Teams Tackles 1 vs. New Orleans Saints, Nov 01, 2020
 ...4 more at 1.
Kickoff Average 69.5 vs. Detroit Lions, Nov 01, 2015
Extra Point Attempt Percentage 100.0 at Jacksonville Jaguars, Dec 27, 2020
 ...5 more at 100.0.
Field Goal Percentage 100.0 at New England Patriots, Oct 24, 2022
 ...6 more at 100.0.
Touchbacks 7 at Minnesota Vikings, Dec 20, 2020
 ...1 more at 7.

SINGLE-GAME HIGHS - POSTSEASON: KICKER

Field Goals Made 3 at Houston Texans, Jan 09, 2016
Field Goal Attempts 3 at Houston Texans, Jan 09, 2016
Longest Field Goals Made 49 at Houston Texans, Jan 09, 2016
Longest Field Goals Attempt 49 at Houston Texans, Jan 09, 2016
 ...1 more at 49.
PATs Made 3 at Houston Texans, Jan 09, 2016

PAT Attempts 3 at Houston Texans, Jan 09, 2016
Points 12 at Houston Texans, Jan 09, 2016
Kickoff Average 65.0 at Houston Texans, Jan 09, 2016
Touchbacks 7 at Houston Texans, Jan 09, 2016



Patrick
SCALES

48

Ht: 6-3
DOB: 2/11/88
Bears Season: 8
Acquired: WFA-15 (BAL)

Wt: 226
College: Utah State
NFL Season: 9

LONG SNAPPER

PRO CAREER: Has appeared in 105 regular season contests as a long snapper for the Ravens (2014) and Bears (2015-22), recording four special teams tackles in 2021; also has played in four postseason games, two with the Ravens in 2014 and two with the Bears (2018, 2020) ... Spent the 2017 season on Injured Reserve after suffering a knee injury in the preseason ... Appeared in five contests in 2015 (games 12-16) as the Bears long snapper after spending the preseason with Baltimore ... In 2014 he appeared in two contests for Baltimore handling the long snapping duties; made NFL debut on Dec. 21 at Houston ... Signed by Miami during the 2013 offseason but was released prior to training camp ... Spent a majority of the 2012 offseason and training camp with Baltimore but was released prior to the start of the regular season ... Entered the NFL with Baltimore as an undrafted free agent out of Utah State.

TRANSACTIONS:

- 11/28/2015:** Signed by the Bears; released 9/3/16; re-signed 9/5/16
- 07/28/2011:** Signed by the Ravens; released 9/3
- 04/30/2012:** Signed by the Ravens; released 8/26
- 12/18/2014:** Signed by the Ravens
- 04/21/2015:** Re-signed by the Ravens/EFA; released 8/31
- 03/04/2017:** Re-signed/UFA with Bears (one-year contract through 2017)
- 04/03/2018:** Re-signed/UFA with Bears (one-year contract through 2018)
- 04/03/2019:** Re-signed/UFA with Bears (one-year contract through 2019)
- 03/18/2020:** Re-signed/UFA with Bears (one-year contract through 2020)
- 04/07/2021:** Re-signed/UFA with Bears (one-year contract through 2021)
- 03/16/2022:** Re-signed/UFA with Bears (one-year contract through 2022)
- 03/14/2023:** Re-signed/UFA with Bears (one-year contract through 2023)

COLLEGE: Saw action in 40 games during his career at Utah State, serving as the team's long snapper his final three seasons.


PERSONAL: Attended Weber High School in Pleasant View, Utah, where he garnered second-team All-Region honors playing TE, DE and LS as a senior ... Also played basketball and baseball ... Father, Herbert, played football at Georgia Tech.

PATRICK SCALES' NFL REGULAR SEASON STATISTICS

DATE	TEAM	GP
2013	Ravens	0
2014	Ravens	2
2015	Bears	5
2016	Bears	16
2017	Bears	0
2018	Bears	16
2019	Bears	16
2020	Bears	16
2021	Bears	17
2022	Bears	17
NFL TOTALS		105

PATRICK SCALES' NFL POSTSEASON STATISTICS

DATE	TEAM	GP
2014	Ravens	2
2018	Bears	1
2020	Bears	1
NFL TOTALS		4



Equanimous
ST. BROWN

(edk-wah-nihm-ee-ous)

19

Ht: 6-5

DOB: 9/30/96

Bears Season: 2

Acquired: UFA-22 (GB)

Wt: 214

College: Notre Dame

NFL Season: 6

WIDE RECEIVER

PRO CAREER: A fifth-year receiver who completed his first season with the Bears in 2022 ... Has appeared in 53 games with 26 starts across five seasons, although spending the entire 2019 season on IR ... Career totals include 58 receptions for 866 yards (14.9 avg.) and two touchdowns ... Originally selected by the Green Bay Packers in the sixth round (207th overall) of the 2018 NFL Draft.

2022 SEASON (BEARS): Started in 16 games of the 2022 season ... Made the start at wide receiver and scored a touchdown in his Week 1 debut with the Bears, hauling in an 18-yard pass from Justin Fields with 12:50 to go in the 4th quarter ... Was targeted four times in Week 2 at Green Bay, finishing with two catches for 39 yards ... Finished the Week 3 win vs. Houston with one reception for 20 yards and two rushes totaling 43 yards, with those 63 yards from scrimmage being the third-most combined yards he's logged in a game in his career ... Led the team with 48 receiving yards and recorded a season-high four receptions in the Bears' Week 7 MNF victory over the Patriots ... Started at wide receiver and caught one pass for six yards against the Cowboys in Week 8 ... Started at wide receiver against the Lions in Week 10 and rushed two times for nine yards ... Caught two passes for 24 yards against the Falcons in Week 11 ... Made the start at wide receiver in Week 12 at New York and caught one pass for seven yards ... Finished with a career-best 85 yards on three catches against the Packers in Week 13, after he hauled in a 56-yard reception from Justin Fields with 7:06 remaining in the second quarter ... Caught one pass for 20 yards against the Eagles in Week 15 before leaving the game to injury ... Had a pair of catches for 20 yards at Detroit in Week 17 ... Finished with one catch in the final game of the season vs. Minnesota.

2021 SEASON (PACKERS): Appeared in 13 games with two starts and ranked No. 3 on the team with seven tackles on special teams ... Posted nine receptions for 98 yards (10.9 avg.) and three carries for 14 yards (4.7 avg.) ... Was signed to the active roster from the practice squad on Oct. 13 ... Was on the Packers' practice squad for the first five weeks, but was elevated to the active roster for three games (Weeks 2, 4 and 5) ... Played 12 snaps on offense and eight on special teams vs. Washington, posting a 13-yard carry to the Washington 14 midway through the second quarter ... Played 21 snaps on offense and 16 on special teams at Minnesota, posting a season-high 43 receiving yards on two catches (21.5 avg.) with an 11-yard carry ... Started and played 48 snaps on offense vs. Cleveland ... Played on 18 snaps on offense and four on special teams, recording a 14-yard reception vs. Minnesota ... Appeared on 51 plays on offense at Detroit, the most among wide receivers, and caught two passes for 22 yards (11.0 avg.)

2020 SEASON (PACKERS) Played in 12 games with one start ... Posted seven receptions for 117 yards (16.7 avg.) and a TD, with six picking up first downs, one carry for 7 yards and a tackle on special teams ... Also appeared in both postseason contests, recording two receptions for 37 yards (18.5 avg.) and two tackles on special teams ... Started as the third WR for the first time on the season at Indianapolis and posted a 23-yard reception, taking a screen pass down to the Colts 2-yard line to set up RB Aaron Jones' 2-yard TD run on the next play ... Played 38 snaps and registered a season-high two receptions for 39 yards (19.5 avg.) vs. Chicago, including a 24-yarder on a third-and-10 in the third quarter, and added a 7-yard run ... Posted his first career TD reception vs. the Titans when he caught a 21-yarder from QB Aaron Rodgers on the opening play of the second quarter ... Appeared on 32 plays on offense in his NFL playoff debut vs. the Rams and posted a 27-yard reception down to the Los Angeles 4 on a third-and-7 on Green Bay's opening drive ... Hauled in a 10-yard reception and was tied for the team lead with two tackles on special teams during the NFC Championship vs. Tampa Bay.

2019 SEASON (PACKERS): Was placed on injured reserve on Aug. 31 after sustaining an ankle injury in the preseason vs. Oakland (Aug. 22) in Winnipeg ... Spent the entire season on injured reserve.

2018 SEASON (PACKERS): Played in 12 games with seven starts and posted 21 receptions for 328 yards (15.6 avg.) ... Ranked No. 5 in the league among rookies (min. 15 rec.) in yards per catch ... Teamed with Valdes-Scantling to become the first rookie duo in team history to both register 20-plus receptions with an average of 15.0-plus yards per catch ... Of his 21 receptions on the season, 13 picked up first downs (58.3 percent) and 12 were for 15-plus yards (52.2 percent) ... Made his first career start at Detroit, opening as the third WR and finishing No. 2 on the team with 89 receiving yards on three receptions (29.7 avg.), highlighted by a 54-yard reception late in the fourth quarter. His average of 29.7 yards per catch was the best by a Packers rookie (min. three rec.) since WR James Jones posted a 35.7-yard average (3-107) at Denver on Oct. 29, 2007 ... At Minnesota, started and hauled in three receptions for 53 yards (17.7 avg.), with all three catches picking up first downs (15, 23, 15 yards). Also had his first career carry, picking up 5 yards on a jet sweep in the first quarter ... Started and played 39 snaps at the N.Y. Jets, pacing the team with a career-high 94 yards on a career-best five receptions (18.8 avg.). Late in the first half, made an inside move before cutting it up the field to find an opening as he hauled in a pass from Rodgers and took it 34 yards to the New York 24 on a drive that would be capped off by RB Jamaal Williams' 7-yard TD run.

TRANSACTIONS:

05/07/2018: Signed/draft choice Green Bay Packers (four-year contract through 2021)

08/31/2021: Cut

09/01/2021: Packers practice squad add

09/20/2021: Active

03/18/2022: Signed/UFA (one-year contract through 2022)

COLLEGE: Played in 32 games with 25 starts during his three seasons at Notre Dame, recording 92 receptions for 1,484 yards (16.1 avg.) and 13 TDs ... Majored in management consulting ... Junior season (2017): Started all 13 games, recording team highs in receptions (33) and receiving yards (515) while ranking No. 2 in receiving TDs (four) ... Registered seven receptions of 20-plus yards ... Was on the Biletnikoff Award watch list ... Sophomore season (2016): Started in all 12 games and led the team with 58 receptions for 961 yards and nine TDs, which all ranked as the third most by a Notre Dame sophomore ... Averages 16.6 yards per catch and 28.7 yards on nine TD receptions ... Ranked No. 6 in receiving yards, tied for No. 6 in TD receptions and No. 7 in receiving yards per game (80.1) among FBS freshmen and sophomores ... Ranked among the country's top 50 receivers overall in receiving TDs (1-No. 36), receiving yards per game (No. 41) and receiving yards (No. 45) ... Registered at least one TD catch in seven of the 12 games ... Recorded two multi-receiving-TD games and eclipsed 100 yards receiving in two games ... Finished with five of

the team's 10 receptions of at least 40 yards ... Became the first Irish receiver with multiple TD catches of at least 67 yards in a game since WR Michael Floyd in 2009 ... His average of 45.5 yards per catch was the second-best mark in school history (min. four receptions) behind only Floyd's 47.3-yard average (four catches for 189 yards) vs. Nevada in 2009...Tallied a career-best seven receptions for 94 yards (13.4 avg.) and a TD at USC (Nov. 26).

PERSONAL: First name is pronounced eck-wah-nihm-ee-ous...Nicknamed "EQ"... Born in Placentia, Calif. ...Is fluent in English, German and French ... His father, John, was a two-time Mr. Universe and three-time Mr. World in weightlifting...His mother, Miriam, was born in Germany ... His brother, Amon-Ra St. Brown plays wide receiver for the Detroit Lions... High school: Lettered three years at Servite High School in Anaheim, Calif. ... Listed as the 63rd player nationally by ESPN 300, 71st by Tom Lemming, 84th on the PrepStar Top 150 Dream Team, 144th by Rivals.com, 160th by 247Sports and 207th by Scout.com...Recorded 32 receptions for 485 yards (15.2 avg.) and four TDs at WR as a senior in 2014...Played in the Under Armour All-American Bowl in St. Petersburg, Fla.

REGULAR SEASON COMPARISON: RECEIVING - TENNESSEE TITANS

DATE	OPP	W/L	GP/GS	REC	YDS.	AVG.	TD	LG	TGTS	YAC
12/27/20	GB vs. TEN	W	P	1	21	21.0	1	21t	1	0
TOTALS		1/0	1/0	1	21	21.0	1	21t	1	0

EQUANIMOUS ST. BROWN'S NFL REGULAR SEASON RUSHING/RECEIVING STATISTICS

DATE	TEAM	RECEIVING								RUSHING			
		GP	GS	NO.	YDS.	AVG.	LG	TD	NO.	YDS.	AVG.	LG	TD
2018	Packers	12	7	21	328	15.6	54	0	1	5	5.0	5	0
2019	Packers	0	0	0	0	0.0	0	0	0	0	0.0	0	0
2020	Packers	12	1	7	117	16.7	24	1	1	7	7.0	7	0
2021	Packers	13	2	9	98	10.9	26	0	3	14	4.7	13	0
2022	Bears	16	16	21	323	15.4	56	1	6	54	9.0	41	0
NFL TOTALS		53	26	58	866	14.9	56	2	11	80	7.3	41	0

EQUANIMOUS ST. BROWN'S NFL POSTSEASON RUSHING/RECEIVING STATISTICS

DATE	TEAM	RECEIVING								RUSHING			
		GP	GS	NO.	YDS.	AVG.	LG	TD	NO.	YDS.	AVG.	LG	TD
2019	Packers	0	0	0	0	0.0	0	0	0	0	0.0	0	0
2020	Packers	2	0	2	37	18.5	27	0	0	0	0.0	0	0
2021	Packers	1	1	0	0	0.0	0	0	1	1	1.0	1	0
NFL TOTALS		3	1	2	37	18.5	27	0	1	1	1.0	1	0

EQUANIMOUS ST. BROWN'S NFL REGULAR SEASON RETURN STATISTICS

DATE	TEAM	KICKOFF RETURNS					PUNT RETURNS					
		RET.	YDS.	AVG.	LG	TD	NO.	FC	YDS.	AVG.	LG	TD
2018	Packers	0	0	0.0	0	0	0	0	0	0.0	0	0
2019	Packers	0	0	0.0	0	0	0	0	0	0.0	0	0
2020	Packers	0	0	0.0	0	0	0	0	0	0.0	0	0
2021	Packers	1	17	17.0	17	0	0	0	0	0.0	0	0
2022	Bears	0	0	0.0	0	0	0	0	0	0.0	0	0
NFL TOTALS		1	17	17.0	17	0	0	0	0	0.0	0	0

EQUANIMOUS ST. BROWN'S NFL POSTSEASON RETURN STATISTICS

DATE	TEAM	KICKOFF RETURNS					PUNT RETURNS					
		RET.	YDS.	AVG.	LG	TD	NO.	FC	YDS.	AVG.	LG	TD
2019	Packers	0	0	0.0	0	0	0	0	0	0.0	0	0
2020	Packers	0	0	0.0	0	0	0	0	0	0.0	0	0
2021	Packers	0	0	0.0	0	0	0	0	0	0.0	0	0
NFL TOTALS		0	0	0.0	0	0	0	0	0	0.0	0	0

SINGLE-GAME HIGHS: RUSHING/RECEIVING

Rush Attempts

2 vs. Detroit Lions, Nov 13, 2022
...1 more at 2.

Rushing Yards

43 vs. Houston Texans, Sep 25, 2022

Longest Runs

41 vs. Houston Texans, Sep 25, 2022

Receptions

5 at New York Jets, Dec 23, 2018

Receiving Yards

94 at New York Jets, Dec 23, 2018

Receiving Average

29.7 at Detroit Lions, Oct 07, 2018

Longest Receptions

56 vs. Green Bay Packers, Dec 04, 2022

Receiving TDs

1 vs. San Francisco 49ers, Sep 11, 2022
...1 more at 1.

All-Purpose Yards

94 at New York Jets, Dec 23, 2018

Kickoff Returns

1 vs. Minnesota Vikings, Jan 02, 2022

Kickoff Return Yards

17 vs. Minnesota Vikings, Jan 02, 2022

Longest Kickoff Return

17 vs. Minnesota Vikings, Jan 02, 2022

Special Teams Tackles

2 vs. Los Angeles Rams, Nov 28, 2021

Most TDs

1 vs. San Francisco 49ers, Sep 11, 2022


Miscellaneous Tackles

1 vs. Tennessee Titans, Dec 27, 2020

SINGLE-GAME HIGHS - POSTSEASON: RUSHING/RECEIVING

Rush Attempts 1 vs. San Francisco 49ers, Jan 22, 2022
Rushing Yards 1 vs. San Francisco 49ers, Jan 22, 2022
Longest Runs 1 vs. San Francisco 49ers, Jan 22, 2022
Receptions 1 vs. Tampa Bay Buccaneers, Jan 24, 2021
 ...1 more at 1.

Receiving Yards 27 vs. Los Angeles Rams, Jan 16, 2021
Longest Receptions 27 vs. Los Angeles Rams, Jan 16, 2021
All-Purpose Yards 27 vs. Los Angeles Rams, Jan 16, 2021
Special Teams Tackles 2 vs. Tampa Bay Buccaneers, Jan 24, 2021



Greg
STROMAN JR.

27

Ht: 6-0
DOB: 3/8/96
Bears Season: 1
Acquired: FA-22

Wt: 182
College: Virginia Tech
NFL Season: 5

DEFENSIVE BACK

PRO CAREER: Completed his fifth NFL season and first with the Bears in 2022 ... Has competed in 22 career games (four starts) with the Commanders and Bears, totaling 46 tackles (35 solo), one QBH, four passes defended, one forced fumble, one fumble recovery and two interceptions.

2022 SEASON (BEARS): Was signed to the practice squad and elevated to the active roster prior to the Week 17 matchup at Detroit ... Made his Bears debut against the Lions in Week 17, assisting primarily on special teams ... Made the fourth start of his career the following game in Week 18 vs. Minnesota and came away with an interception, picking off Nick Mullens with 9:31 remaining in the fourth quarter ... The interception was the second of his career, with his last pick coming on Nov. 11, 2018 at Tampa Bay while playing for Washington ... Stroman had a career-high eight combined tackles (four solo) and one PD in addition to the INT.

2020 SEASON (COMMANDERS): Appeared in four contests.

2019 SEASON (COMMANDERS): Played in the first game of the season at the Eagles.

2018 SEASON (COMMANDERS): Played in 15 games (three starts) as a rookie, notched 38 tackles (31 solo), one QBH, one interception, four passes defended, one forced fumble and one fumble recovery.

TRANSACTIONS:

05/10/2018: Signed/draft choice with the Washington Redskins (four-year contract through 2021)

12/01/2021: Added to the Bills practice squad

12/16/2021: Added to the Rams practice squad

04/22/2022: Signed by the Chicago Bears (one-year contract through 2022)

COLLEGE: Played cornerback for Virginia Tech ... 2017 All-ACC Honorable Mention (PR) ... 2017 First-Team All-ACC (CB) ... 2016 Second Team All-ACC (Coaches) ... 2016 Third Team All-ACC (ACSMAs) ... 2017-18 (Senior Season): ACC Specialist of the Week (10/23) ... Started all 13 games for the Hokies ... Had 35 punt returns for 397 yards and two touchdowns with a long of 91 ... Made 20 tackles, had four interceptions and broke up 11 passes ... Made two tackles against West Virginia ... Returned a punt for a touchdown against Delaware ... Had one interception and one tackle against East Carolina ... Made one tackle and recorded two pass break ups against Old Dominion ... Had four punt returns for 55 yards and one pass break up against Clemson ... Recorded on tackle and two pass break ups against Boston College ... Had a career long 91-yard punt return touchdown against North Carolina ... Made one tackle against Duke ... Had one punt return for 20 yards and one interception against Miami ... Recorded a 24-yard interception return against Georgia Tech ... Made two pass break ups and one interception against Pitt ... Had one tackle against Virginia ... Recorded three tackles against Oklahoma State in the Camping World Bowl.

PERSONAL: Attended Stonewall Jackson High ... An Offense-Defense All-America Game selection ... A first-team 6A all-state selection by VirginiaPreps at "athlete" as a senior ... The Conference 8 offensive player of the year as well ... An All-Met honorable mention selection by The Washington Post ... Rushed for 1,233 yards and 15 touchdowns on 133 carries while passing for 1,544 yards and 17 touchdowns on 92 of 167 passes ... Totaled 2,777 yards and 32 touchdowns ... Ranked as the No. 22 player in the state of Virginia by The Roanoke Times ... Ranked as the No. 127 athlete in the country and the No. 45 player in his state by 247Sports ... Listed as the No. 61 cornerback in the country by Scout ... Ranked as the No. 174 athlete in the country, the No. 228 player in his region and the No. 44 player in the state by ESPN Recruiting Nation ... Also ran track.

REGULAR SEASON COMPARISON: DEFENSIVE - TENNESSEE TITANS

DATE	OPP	TACKLES											MISC			
		W/L	GP/GS	TOT	SOLO	ASST	SACK	YDS.	INT	TFL	PD	QBH	TD	FF	FR	
12/22/18	WAS @ TEN	L	P	5	5	0	0.0	0.0	0	0	0	0	0	0	0	
TOTALS		0/1	1/0	5	5	0	0.0	0.0	0	0	0	0	0	0	0	

GREG STROMAN JR.'S NFL REGULAR SEASON DEFENSIVE STATISTICS

DATE	TEAM	GP	TACKLES											INTERCEPTIONS				O. FUMB				ST				MISC			
			GS	TK	S	A	TFL	YDS	SK	QBH	NO	YDS	LG	TD	PD	FF	FR	FR	TD	YDS	TK	S	A	FF	FR	S	A		
2018	Redskins	15	3	38	31	7	0	0	0.0	0.0	1	1	23	23	0	4	1	0	0	0	0	0	0	0	0	0	1	0	0
2019	Redskins	1	0	0	0	0	0	0	0.0	0.0	0	0	0	0	0	0	0	0	0	0	0	0	0	0	0	0	0	0	0
2020	Football Team	4	0	0	0	0	0	0	0.0	0.0	0	0	0	0	0	0	0	0	0	0	0	0	0	0	0	0	0	0	0
2021	Football Team	0	0	0	0	0	0	0	0.0	0.0	0	0	0	0	0	0	0	0	0	0	0	0	0	0	0	0	0	0	0
2022	Bears	2	1	8	4	4	0	0	0.0	0.0	0	1	10	10	0	1	0	0	0	0	0	0	0	0	0	0	0	0	0
NFL TOTALS		22	4	46	35	11	0	0	0.0	0.0	1	2	33	23	0	5	1	0	0	0	0	0	0	0	0	0	1	0	0

GREG STROMAN JR.'S NFL POSTSEASON DEFENSIVE STATISTICS

DATE	TEAM	GP	GS	TACKLES							INTERCEPTIONS					O. FUMB			ST				MISC				
				TK	S	A	TFL	YDS	SK	YDS	QBH	NO	YDS	LG	TD	PD	FF	FR	TD	YDS	TK	S	A	FF	FR	S	A
2020	Football Team	0	0	0	0	0	0	0	0.0	0.0	0	0	0	0	0	0	0	0	0	0	0	0	0	0	0	0	0
NFL TOTALS		0	0	0	0	0	0	0	0.0	0.0	0	0	0	0	0	0	0	0	0	0	0	0	0	0	0	0	

SINGLE-GAME HIGHS: DEFENSIVE

Total Tackles 8 vs. Minnesota Vikings, Jan 08, 2023
Solo Tackles 6 at Philadelphia Eagles, Dec 03, 2018
Passes Defensed 2 at New York Giants, Oct 28, 2018
Forced Fumbles 1 at Tampa Bay Buccaneers, Nov 11, 2018

Interceptions 1 vs. Minnesota Vikings, Jan 08, 2023
 ...1 more at 1.
Interception Return Yards 23 at Tampa Bay Buccaneers, Nov 11, 2018
Special Teams Fumble Recoveries 1 vs. New York Giants, Dec 09, 2018



Robert
TONYAN
(TUN-yin)

18

Ht: 6-5

DOB: 4/30/94

Bears Season: 1

Acquired: UFA-23

Wt: 240

College: Indiana State

NFL Season: 7

TIGHT END

PRO CAREER: Has played in 68 games with 18 starts across his five-year NFL career, hauling in 137 receptions for 1,437 yards and 17 touchdowns. His longest receiving touchdown was also his first, a 54-yard throw by QB Aaron Rodgers at Seattle on Nov. 15, 2018 ... In 2020 he surpassed 500+ receiving yards, finishing the season with 586 yards for 11 touchdowns.

2022 SEASON (PACKERS): Appeared in all 17 games with three starts and ranked No. 3 on the team with 53 receptions for 470 yards (8.9 avg.) and two TDs...At Minnesota (Sept. 11): Started and played 22 snaps in his first game action since Week 8 last season and posted three receptions for 36 yards (12.0 avg.)...Vs. Chicago (Sept. 18): Appeared on 27 snaps and caught two passes for 11 yards (5.5 avg.)...At Tampa Bay (Sept. 25): Started and played 36 snaps, ranking No. 2 on the team with a season-high six receptions for 37 yards (6.2 avg.)...Vs. New England (Oct. 2): Played 32 snaps and caught two passes for 22 yards (11.0 avg.), highlighted by a 20-yard TD reception over the middle early in the third quarter...Vs. N.Y. Giants (Oct. 9): Played 28 snaps and posted four receptions for 23 yards (5.8 avg.)...Vs. N.Y. Jets (Oct. 16): Led the team with 10 receptions for 90 yards (9.0 avg.) as he set the single-game team record for the most receptions by a TE, eclipsing the previous high of nine (four players)...At Washington (Oct. 23): Appeared on 30 snaps and caught three passes for 33 yards (11.0 avg.)...At Buffalo (Oct. 30): Played 49 snaps and led the team with five receptions for 35 yards (7.0 avg.)...At Detroit (Nov. 6): Appeared on 34 plays and caught three passes for 29 yards (9.7 avg.)...Vs. Dallas (Nov. 13): Started as the Packers opened with two tight ends, appearing on 41 snaps and posting an 8-yard reception...Vs. Tennessee (Nov. 17): Appeared on 36 snaps and caught two passes for 19 yards (9.5 avg.)...At Philadelphia (Nov. 27): Played 25 snaps and caught three passes for 20 yards (6.7 avg.)...At Chicago (Dec. 4): Appeared on 34 snaps and posted a 10-yard reception...Vs. L.A. Rams (Dec. 19): Appeared on 37 plays and recorded a 4-yard reception...At Miami (Dec. 25): Played 38 snaps and posted a key 13-yard reception over the middle on Green Bay's final scoring drive...Vs. Minnesota (Jan. 1): Appeared on 39 plays and caught three passes for 52 yards (17.3 avg.), highlighted by a 21-yard TD grab with 2:41 remaining in the first half...Vs. Detroit (Jan. 8): Played 37 snaps and caught three passes for 29 yards (9.7 avg.).

2021 SEASON (PACKERS): Played in eight games with five starts and posted 18 receptions for 204 yards (11.3 avg.) and two TDs...Was placed on injured reserve (knee) on Nov. 1...Vs. Detroit (Sept. 20): Posted three receptions for 52 yards (17.3 avg.), highlighted by a 22-yard TD grab early in the third quarter...Vs. Washington (Oct. 24): Finished with a season-high four receptions for a season-best 63 yards (15.8 avg.), highlighted by a 20-yard TD grab early in the third quarter...At Arizona (Oct. 28): Hauled in three passes for 49 yards (16.3 avg.), highlighted by a 33-yard grab to the Arizona 21 late in the third quarter that helped set up a 6-yard TD pass from Rodgers to WR Randall Cobb five plays later. Sustained a significant knee injury on the 33-yard catch, one that would end his season.

2020 SEASON (PACKERS): Played in all 16 games with eight starts and ranked No. 2 on the team with a career-high 52 receptions for 586 yards (11.3 avg.) and 11 TDs...Tied the single-season franchise record (Coffman, 1983) for the most TD catches by a tight end...Was tied for No. 1 in the league in TD receptions among tight ends (Kelce), becoming the first Packer to rank first in the league among TEs since Franks (tied for No. 1 in 2002)...Posted a TD catch in nine games on the season, No. 2 in the NFL among TEs behind only Kelce (10)...Ranked No. 4 among NFL tight ends (min. 50 rec.) with an average of 11.3 yards per catch...Averaged 14.3 yards on his TD receptions, No. 1 in the league among TEs with eight-plus TD grabs...Became only the second TE in franchise annals to register 45-plus catches, 500-plus receiving yards and nine-plus receiving TDs in a season (Coffman, 54-814-11 in 1983)...Had six receptions of 25-plus yards, No. 6 in the league among TEs, and was one of only two TEs in the league (Waller) with three TD catches of 25-plus yards on the season...His six catches of 25-plus yards were tied for the third most by a Green Bay TE in a season since 1991 behind only Finley (seven in 2009 and 2011), while his three TD receptions of 25-plus are tied with Crabtree (2012) for the most by a Packers TE since 1991...Also played in both postseason contests and was tied for No. 2 on the team with eight receptions for 82 yards (10.3 avg.) and a TD...Vs. Atlanta (Oct. 5): Led the team with a career-high 98 receiving yards on a career-best six catches (16.3 avg.) as he became just the third TE in franchise history to post three receiving TDs in a game (Jackson in 1996, Finley in 2011). Registered TD catches of 19, 8 and 21 yards as he became the first undrafted player to have three receiving TDs in a game for the Packers since Mann on Oct. 14, 1951...Vs. Minnesota (Nov. 1): Paced the team with 79 yards receiving on five catches (15.8 avg.), including a season-long 45-yarder to the Minnesota TD pass early in the third quarter...Vs. Chicago (Nov. 29): Led the team with 67 receiving yards on five receptions (13.4 avg.), including a 39-yard TD pass down the middle of the field in the third quarter that put Rodgers over 50,000 passing yards for his career...Vs. Philadelphia (Dec. 6): Registered four receptions for 39 yards (9.8 avg.), highlighted by his 25-yard TD catch with just under a minute remaining in the first half. Became the first TE in franchise history to post a TD reception of 25-plus yards in three straight games and became the first NFL tight end to do so since Bengals TE Rodney Holman (three straight in 1986-87). Became just the third Green Bay player to register a 25-yard TD catch in three straight games since the 1970 merger (WR James Lofton, 1984; WR Greg Jennings, 2008)...At Detroit (Dec. 13): Caught five passes for 36 yards (7.2 avg.) and a TD as he became the first TE in team history to post a TD reception in four consecutive games...Vs. Carolina (Dec. 19): Caught three passes for 18 yards (6.0 avg.), including a 1-yard TD catch to cap Green Bay's opening drive as he posted a TD reception in his fifth straight game, further extending the longest streak by a TE in team history. Became the first NFL tight end to register a TD catch in five straight games in a single season since Broncos TE Julius Thomas in 2014...At Chicago (Jan. 3): Caught two passes for 18 yards (9.0 avg.), highlighted by a 3-yard TD catch on the opening play of the second quarter. The TD grab was his 11th of the season, tying him with Coffman (1983) for the most by a tight end in a season in team history...Vs. L.A. Rams (NFC Divisional, Jan. 16): Recorded four receptions for 60 yards (15.0 avg.), including a 33-yard grab to the Los Angeles 21 late in the first half that helped set up a Mason Crosby 39-yard field goal to give Green Bay a 19-10 halftime lead...Vs. Tampa Bay (NFC Championship, Jan. 24): Posted four receptions for 22 yards (5.5 avg.), including an 8-yard TD grab with 9:28 remaining in the third quarter.

2019 SEASON (PACKERS): Played in 11 games with one start and had 10 receptions for 100 yards (10.0 avg.) and a TD...Added a tackle on special teams...Was inactive (hip) for five contests (Weeks 6-10)...Appeared in both postseason games...At Chicago (Sept. 5): Posted a 28-yard reception in the fourth quarter and also recorded a tackle on special teams...At Dallas (Oct. 6): Made a leaping 23-yard grab over S Xavier Woods in the first quarter and got both feet in bounds at the Dallas 26, but sustained a hip injury on the catch that would sideline him for the next five games...Vs. Washington (Dec. 8): Posted his first TD catch of the season when he hauled in a 12-yard pass from Rodgers in the back of the end zone late in the first quarter.

2018 SEASON (PACKERS): Played in all 16 games with one start, seeing time on offense and special teams...Posted four catches for 77 yards (19.3

avg.) and a TD...Registered one tackle on special teams...Vs. Chicago (Sept. 9): Appeared on 11 snaps on special teams in his NFL debut...Vs. Minnesota (Sept. 16): Posted his first career tackle on special teams...At Detroit (Oct. 7): Saw the first offensive action of his career, appearing on three plays...At Seattle (Nov. 15): Late in the first quarter, ran down the left sideline before heading down the middle of the field to haul in a career-long 54-yard TD pass from Rodgers over S Bradley McDougald, making the grab at the 1-yard line before taking it in for the score on his first career catch. Became the first Packer to post a TD catch of 50-plus yards on his first career reception since Clark (75-yard TD) vs. Tampa Bay on Oct. 2, 1983...Vs. Detroit (Dec. 30): Made his first NFL start with the Packers opening up with two TE and posted a 7-yard reception.

2017 SEASON (PACKERS): Was signed by Detroit as a undrafted free agent on May 12 ... Was released by the Lions following training camp on Sept. 2... Spent the final four weeks of the season on Green Bay's practice squad after being signed by the Packers on Dec. 5.

TRANSACTIONS:

- 05/12/2017: Signed (UDFA) to the Lions
- 09/02/2017: Released by the Lions
- 01/08/2018: Signed by the Packers
- 04/08/2019: Re-signed by the Packers (one-year tender through 2019)
- 04/24/2020: Re-signed by the Packers/excl. FA (one-year contract through 2020)
- 06/01/2021: Re-signed/RFA with Packers (one-year contract through 2021)
- 03/21/2022: Re-signed/UFA with Packers (one-year contract through 2022)
- 03/16/2023: Signed/UFA with Bears (one-year contract through 2023)

COLLEGE: Finished his career at Indiana State as the school's leader in career TD receptions (20), single-season TD receptions (10, 2016) and most consecutive games with a reception (21, 2015-16). Also finished his career ranked No. 2 in school history with 2,047 receiving yards and three of the top 15 single-season receiving-yardage outputs in program history...Majored in physical education...Senior season (2016): Earned second-team All-Missouri Valley Football Conference honors as a WR after leading the team in receptions (56), receiving yards (699) and receiving TDs (10)...Recorded eight catches for 90 yards (11.3 avg.) and a career-high three TDs at Minnesota (Sept. 10)...Posted a career-long 65-yard TD reception at Western Illinois (Oct. 8)...Had a season-high 131 receiving yards on eight receptions (16.4 avg.) and two TDs at Southern Illinois (Oct. 22).

PERSONAL: Born in McHenry, Ill. ... High school: Attended McHenry (Ill.) High School-East Campus, where he lettered two years each in football and basketball...Was an all-conference selection as a QB following his junior and senior seasons...Set the school's career record for passing yards (5,000)...Attended Marian Central Catholic High School (Woodstock, Ill.) as a freshman.

REGULAR SEASON COMPARISON: RECEIVING - TENNESSEE TITANS

DATE	OPP	W/L	GP/GS	REC	YDS.	AVG.	TD	LG	TGTS	YAC
12/27/20	GB vs. TEN	W	P	1	17	17.0	0	17	2	15
11/17/22	GB vs. TEN	L	P	2	19	9.5	0	10	4	14
TOTALS		1/1	2/0	3	36	12.0	0	17	6	29

ROBERT TONYAN'S NFL REGULAR SEASON RUSHING/RECEIVING STATISTICS

DATE	TEAM	RECEIVING							RUSHING				
		GP	GS	NO.	YDS.	AVG.	LG	TD	NO.	YDS.	AVG.	LG	TD
2017	Packers	0	0	0	0	0.0	0	0	0	0	0.0	0	0
2018	Packers	16	1	4	77	19.3	54t	1	0	0	0.0	0	0
2019	Packers	11	1	10	100	10.0	28	1	0	0	0.0	0	0
2020	Packers	16	8	52	586	11.3	45	11	0	0	0.0	0	0
2021	Packers	8	5	18	204	11.3	33	2	0	0	0.0	0	0
2022	Packers	17	3	53	470	8.9	24	2	0	0	0.0	0	0
NFL TOTALS		68	18	137	1,437	10.5	54t	17	0	0	0.0	0	0

ROBERT TONYAN'S NFL POSTSEASON RUSHING/RECEIVING STATISTICS

DATE	TEAM	RECEIVING							RUSHING				
		GP	GS	NO.	YDS.	AVG.	LG	TD	NO.	YDS.	AVG.	LG	TD
2019	Packers	2	0	0	0	0.0	0	0	0	0	0.0	0	0
2020	Packers	2	0	8	82	10.3	33	1	0	0	0.0	0	0
2021	Packers	0	0	0	0	0.0	0	0	0	0	0.0	0	0
NFL TOTALS		4	0	8	82	10.3	33	1	0	0	0.0	0	0

ROBERT TONYAN'S NFL REGULAR SEASON RETURN STATISTICS

DATE	TEAM	KICKOFF RETURNS					PUNT RETURNS					
		RET.	YDS.	AVG.	LG	TD	NO.	FC	YDS.	AVG.	LG	TD
2017	Packers	0	0	0.0	0	0	0	0	0	0.0	0	0
2018	Packers	0	0	0.0	0	0	0	0	0	0.0	0	0
2019	Packers	0	0	0.0	0	0	0	0	0	0.0	0	0
2020	Packers	0	0	0.0	0	0	0	0	0	0.0	0	0
2021	Packers	0	0	0.0	0	0	0	0	0	0.0	0	0
2022	Packers	0	0	0.0	0	0	0	0	0	0.0	0	0
NFL TOTALS		0	0	0.0	0	0	0	0	0	0.0	0	0

ROBERT TONYAN'S NFL POSTSEASON RETURN STATISTICS

DATE	TEAM	KICKOFF RETURNS					PUNT RETURNS					
		RET.	YDS.	AVG.	LG	TD	NO.	FC	YDS.	AVG.	LG	TD
2019	Packers	0	0	0.0	0	0	0	0	0	0.0	0	0
2020	Packers	0	0	0.0	0	0	0	0	0	0.0	0	0
2021	Packers	0	0	0.0	0	0	0	0	0	0.0	0	0
NFL TOTALS		0	0	0.0	0	0	0	0	0	0.0	0	0

SINGLE-GAME HIGHS: RECEIVING


Receptions 10 vs. New York Jets, Oct 16, 2022
Receiving Yards 98 vs. Atlanta Falcons, Oct 05, 2020
Receiving Average 17.3 vs. Minnesota Vikings, Jan 01, 2023
 ...1 more at 17.3.
Longest Receptions 54t at Seattle Seahawks, Nov 15, 2018

Receiving TDs 3 vs. Atlanta Falcons, Oct 05, 2020
All-Purpose Yards 98 vs. Atlanta Falcons, Oct 05, 2020
Special Teams Tackles 1 at Chicago Bears, Dec 16, 2018
Most TDs 3 vs. Atlanta Falcons, Oct 05, 2020

SINGLE-GAME HIGHS - POSTSEASON: RECEIVING

Receptions 4 vs. Tampa Bay Buccaneers, Jan 24, 2021
 ...1 more at 4.
Receiving Yards 60 vs. Los Angeles Rams, Jan 16, 2021
Receiving Average 15.0 vs. Los Angeles Rams, Jan 16, 2021
Longest Receptions 33 vs. Los Angeles Rams, Jan 16, 2021

Receiving TDs 1 vs. Tampa Bay Buccaneers, Jan 24, 2021
All-Purpose Yards 60 vs. Los Angeles Rams, Jan 16, 2021
Most TDs 1 vs. Tampa Bay Buccaneers, Jan 24, 2021



Kindle
VILDOR

(VIL-door)
22

Ht: 5-11
DOB: 12/11/97
Bears Season: 4
Acquired: D5b-20

Wt: 189
College: Georgia Southern
NFL Season: 4

DEFENSIVE BACK

PRO CAREER: Selected in the fifth round of the 2020 NFL Draft (163rd overall) by the Bears; played in all 16 games of his rookie season with one start ... Has played in 44 career games (22 starts) and has 94 tackles (65 solo), one interception and 10 pass break ups to his name.

2022 SEASON (BEARS): Played in 11 games, including nine starts ... Made the start in the season opener vs. San Francisco, finishing with five tackles (all solo) ... Started at cornerback and logged one combined tackle in Week 2 vs. Green Bay ... Recorded five tackles (three solo), one tackle-for-loss and two passes defended against Houston in Week 3 ... His first deflected pass, with 51 seconds remaining in the first quarter, fell right into the hands of safety Eddie Jackson to stifle a goal-to-go opportunity for the Texans and give Chicago its first turnover of the afternoon ... In Week 4 at New York, started at defensive back and recorded four combined tackles (two solo) ... Recorded the first turnover of the game against the Vikings in Week 5, picking off Minnesota quarterback Kirk Cousins with 12:54 to go in the fourth quarter; it was the first interception of his career ... Also added six combined tackles (three solo) and one pass defended in addition to the interception ... Logged a PD for the fourth time in his last four games against the Commanders in Week 6 while also recording two solo tackles ... Had five combined tackles (four solo) against Dallas in Week 8 ... Saw snaps on defense in Week 9 vs. Miami but was ruled out of the game due to injury ... Logged three combined tackles (one solo), one of which was for a loss, and had one PD against the Jets in Week 12.

2021 SEASON (BEARS): Played in all 17 games with 12 starts ... Finished the season with 45 total tackles and four PDs ... Recorded his first PD and four tackles in a win over the Bengals in Week 2 ... Started for his third game in a row and recorded four tackles against the Browns ... Notched four tackles (three solo) in the Week 5 victory in Las Vegas ... Logged four tackles in the Week 6 matchup vs. the Packers ... Recorded a career-high two PDs at the Buccaneers in Week 7 ... Recorded his first-career sack, dropping Ravens quarterback Tyler Huntley for a loss of seven yards at the start of the second quarter (12:37) Week 11; he also logged a career-high six solo tackles.

2020 SEASON (BEARS): Played in every game primarily on special teams; started his first game in Week 16 at Jacksonville ... Also started the Wild Card game at the Saints, recording seven tackles ... Recorded his first special teams tackle in Week 4 vs. the Colts ... Saw his first significant action on defense in the Week 14 win over the Texans, recording two tackles ... Recorded a career-high five tackles in the Week 15 win at Minnesota with the Bears short-handed in the secondary due to injuries.

TRANSACTIONS:

04/25/2020: Drafted by the Bears (four-year contract through 2023)

COLLEGE: Played in 39 career games, including 36 over his final three seasons, totaling **nine INTs, nine TFL and 25 PBU**s ... Tallied 27 tackles, including three for loss, to go along with two interceptions and six pass break ups in 2019 ... Named a second-team All-American and the Sun Belt Player of the Year by *Pro Football Focus* ... Led the team with four interceptions and logged a team-high 11 pass breakups ... Played in all 12 games in 2017, starting the final five games; had 21 tackles, including 1.5 for loss and a sack on the season ... Logged three interceptions and seven pass break-ups ... Played in 12 games as a true freshman in 2016.

PERSONAL: Played at North Clayton High for Coach James Soza ... Named the Defensive MVP at the Cam Newton 7v7 Camp ... Led the team with 892 all-purpose yards and three interceptions as a junior; had 22 tackles, three interceptions, six pass breakups and two fumble recoveries that year as well ... Sport Management major at Georgia Southern.

KINDLE VILDOR'S NFL REGULAR SEASON DEFENSIVE STATISTICS

DATE	TEAM	GP	GS	TACKLES							INTERCEPTIONS				O. FUMB				ST				MISC			
				TK	S	A	TFL	YDS	SK	YDS	QBH	NO	YDS	LG	TD	PD	FF	FR	TD	YDS	TK	S	A	FF	FR	S
2020	Bears	16	1	15	12	3	0	0	0.0	0.0	0	0	0	0	1	0	0	0	0	2	1	1	0	0	0	0
2021	Bears	17	12	45	32	13	1	7	1.0	7.0	1	0	0	0	4	0	0	0	0	1	1	0	0	0	0	0
2022	Bears	11	9	34	21	13	2	1	0.0	0.0	0	1	18	18	0	5	0	0	0	0	0	0	0	0	0	0
NFL TOTALS		44	22	94	65	29	3	8	1.0	7.0	1	1	18	18	0	10	0	0	0	3	2	1	0	0	0	0

KINDLE VILDOR'S NFL POSTSEASON DEFENSIVE STATISTICS

DATE	TEAM	GP	GS	TACKLES							INTERCEPTIONS				O. FUMB				ST				MISC			
				TK	S	A	TFL	YDS	SK	YDS	QBH	NO	YDS	LG	TD	PD	FF	FR	TD	YDS	TK	S	A	FF	FR	S
2020	Bears	1	1	7	7	0	0	0	0.0	0.0	0	0	0	0	0	0	0	0	0	0	0	0	0	0	0	0
NFL TOTALS		1	1	7	7	0	0	0	0.0	0.0	0	0	0	0	0	0	0	0	0	0	0	0	0	0	0	0

SINGLE-GAME HIGHS: DEFENSIVE

Total Tackles 6 at Minnesota Vikings, Oct 09, 2022
 ...2 more at 6

Solo Tackles 6 vs. Baltimore Ravens, Nov 21, 2021

Sacks 1.0 vs. Baltimore Ravens, Nov 21, 2021

Passes Defensed 2 vs. Houston Texans, Sep 25, 2022
 ...1 more at 2.

Tackles For Loss 1 at New York Jets, Nov 27, 2022
 ...2 more at 1.

Interceptions 1 at Minnesota Vikings, Oct 09, 2022

Special Teams Tackles 1 at Green Bay Packers, Dec 12, 2021
 ...2 more at 1.

SINGLE-GAME HIGHS - POSTSEASON: DEFENSIVE

Total Tackles 7 at New Orleans Saints, Jan 10, 2021

Solo Tackles 7 at New Orleans Saints, Jan 10, 2021



DeMarcus
WALKER

95

Ht: 6-4
DOB: 9/30/94
Bears Season: 1
Acquired: UFA-'23

Wt: 280
College: Florida State

DEFENSIVE LINEMAN

PRO CAREER: Enters his seventh year in the NFL after being selected in the second round (51st overall) of the 2017 NFL Draft by the Denver Broncos. He spent the first four years of his career in Denver before joining the Houston Texans (2021) and Tennessee Titans (2022) for one season apiece.

2022 SEASON (TENNESSEE): Most recently in 2022, Walker appeared in 17 games (6 starts) with 32 tackles, 16 quarterback hurries, 10 tackles for loss and 7.0 sacks.

2021 SEASON (HOUSTON): Played in 13 games (two starts) in his first season as a Texan and posted a career-high 31 tackles (21 solo), also notching four tackles for loss, 2.0 sacks, one pass defended, one forced fumble and a career-high seven quarterback hits ... Appeared in his first game as a Texan vs. Jacksonville (9/12) and recorded one quarterback hit ... Recorded four tackles (all solo) at Buffalo (10/3) ... Logged three total tackles (one solo), one quarterback hit and one tackle for loss at Indianapolis (10/17) ... Finished with four tackles (all solo), one sack and two tackles for loss at Arizona (10/24). Sacked QB Kyler Murray for a loss of 14 yards, his first sack as a Texan ... Started his first game as a Texan at Tennessee (11/21), notching one tackle and one quarterback hit ... Tallied two tackles (one solo), one sack and a tackle for loss vs. the N.Y. Jets (11/28). Sacked QB Zach Wilson for a three-yard loss ... Posted two tackles (one solo) and one forced fumble vs. the L.A. Chargers (12/26). Forced a fumble from RB Justin Jackson that was recovered by DB Jonathan Owens, marking the second forced fumble of his career ... Tied his season high with four tackles (all solo) while adding a quarterback hit and his second career pass defended vs. Tennessee (1/9/22).

2020 SEASON (DENVER): Appeared in 13 games (four starts) and logged a single-season career-high 4.5 sacks, while also adding 18 total tackles (nine solo), five quarterback hits, three tackles for loss and a forced fumble ... Made his first start of the season at Atlanta (11/8) and contributed his first sack of the year for a six-yard loss ... Notched the second multi-sack game of his career vs. New Orleans (11/29) when he took down Saints QB Taysom Hill twice and also forced a fumble in the contest ... Recorded 1.0 sack for an eight-yard loss at Carolina (12/13), which marked his single-season career high in sacks (4.5)

2019 SEASON (DENVER): Saw action in 10 games (one start), accumulating 22 total tackles (13 solo), 4.0 sacks, five tackles for loss, five quarterback hits and one pass defended ... Started his first game of the season vs. Jacksonville (9/29) and notched four total tackles (three solo) and 1.0 sack ... Tallied his first career multi-sack game vs. Tennessee (10/13) when he took down Titans QB Ryan Tannehill twice for 18 yards in a shutout victory ... Posted a season-high five total tackles (three solo), 1.0 sack, one tackle for loss and one quarterback hit vs. Kansas City (10/17). Recorded consecutive games with a sack for the first time in his career.

2018 SEASON (DENVER): Played in three games, logging four total tackles (two solo), 1.0 sack, one quarterback hit, one tackle for loss and one fumble recovery ... Recovered a fumble in the third quarter to set up a Broncos touchdown at Arizona (10/18) ... Added his first sack of the season when he took down Texans QB Deshaun Watson for a six-yard loss at Houston (11/4)

2017 SEASON (DENVER): Appeared in 10 games and contributed seven solo tackles, 1.0 sack, five quarterback hits and one tackle for loss ... Made his NFL debut at the L.A. Chargers (9/11) ... Notched his first quarterback hit of the season at Buffalo (9/24) ... Recorded his first career sack and added two quarterback hits vs. Kansas City (12/31)

TRANSACTIONS:

- 05/15/2017:** Signed/draft choice (four-year contract through 2020)
- 04/16/2021:** Signed/UFA by the Houston Texans
- 05/16/2022:** Signed/UFA by the Texans (one-year contract through 2022)

COLLEGE: Played four seasons (2013-16) at Florida State University in Tallahassee, Fla. ... Was named a consensus All-American and the ACC Defensive Player of the Year as a senior (2016) after finishing the season with 68 total tackles (46 solo), 21.5 tackles for loss, 16.0 sacks, three forced fumbles and two fumble recoveries. His 16.0 sacks were the second highest in the nation and third most in a season at FSU ... Earned All-ACC Second Team honors from the media after establishing single-season career highs in total tackles (58), tackles for loss (15.5), sacks (10.5), pass breakups (five) and forced fumbles (four) in his junior season (2015) ... Saw action in all 14 games (11 starts) and boasted 38 total tackles (27 solo), 6.0 tackles for loss, 1.0 sack, four quarterback hits and one forced fumble as a sophomore (2014) ... Played in 12 games (three starts) and finished his freshman campaign (2013) with 18 total tackles (nine solo), 2.0 tackles for loss, 1.0 sack and three quarterback hits during the Seminoles run to a BCS National Championship.

PERSONAL: Attended Sandalwood High School in Jacksonville, Fla. ... Garnered all-state honors by the Associated Press and All-Area by the Florida Times Union in 2012 and 2011 ... Has returned to speak to Sandalwood and Rufus E. Payne Elementary School students about his experiences growing up in Jacksonville.

REGULAR SEASON COMPARISON: DEFENSIVE - TENNESSEE TITANS

DATE	OPP	TACKLES										MISC			
		W/L	GP/GS	TOT	SOLO	ASST	SACK	YDS.	INT	TFL	PD	QBH	TD	FF	FR
10/13/19	DEN vs. TEN	W	P	4	3	1	2.0	18.0	0	2	0	2	0	0	0
11/21/21	HST @ TEN	W	S	1	1	0	1	0.0	0.0	0	0	1	0	0	0
1/9/22	HST vs. TEN	L	P	4	4	0	0.0	0.0	0	0	1	1	0	0	0
TOTALS		2/1	3/1	9	7	2	2.0	18.0	0	2	1	4	0	0	0

DEMARCUS WALKER'S NFL REGULAR SEASON DEFENSIVE STATISTICS

DATE	TEAM	GP	GS	TACKLES							INTERCEPTIONS					O. FUMB					ST			MISC			
				TK	S	A	TFL	YDS	SK	YDS	QBH	NO	YDS	LG	TD	PD	FF	FR	TD	YDS	TK	S	A	FF	FR	S	A
2017	Broncos	10	0	7	7	0	1	7	1.0	7.0	5	0	0	0	0	0	0	0	0	0	0	0	0	0	0	0	0
2018	Broncos	3	0	4	2	2	1	6	1.0	6.0	1	0	0	0	0	0	0	1	0	0	0	0	0	0	0	0	
2019	Broncos	10	1	22	13	9	5	27	4.0	24.0	5	0	0	0	1	0	0	0	0	0	0	0	0	0	0	0	
2020	Broncos	13	4	18	9	9	3	22	4.5	28.5	5	0	0	0	0	0	1	0	0	0	0	0	0	0	0	0	
2021	Texans	13	2	31	21	10	4	18	2.0	17.0	7	0	0	0	1	1	0	0	0	0	0	0	0	0	0	0	
2022	Titans	17	6	32	23	9	10	50	7.0	47.0	16	0	0	0	0	0	0	0	0	0	0	0	0	0	0	0	
NFL TOTALS		66	13	114	75	39	24	130	19.5	129.5	39	0	0	0	2	2	1	0	0	0	0	0	0	0	0	0	

SINGLE-GAME HIGHS: DEFENSIVE

Total Tackles 5 vs. Kansas City Chiefs, Oct 17, 2019
Solo Tackles 4 vs. Tennessee Titans, Jan 09, 2022
 ...2 more at 4.
Sacks 2.0 vs. New Orleans Saints, Nov 29, 2020
 ...1 more at 2.0.
Passes Defensed 1 vs. Tennessee Titans, Jan 09, 2022
 ...1 more at 1.

Forced Fumbles 1 vs. Los Angeles Chargers, Dec 26, 2021
 ...1 more at 1.
Fumble Recoveries 1 at Arizona Cardinals, Oct 18, 2018
Tackles For Loss 2 at Arizona Cardinals, Oct 24, 2021
 ...1 more at 2.



PJ
WALKER

15

Ht: 5-11
DOB: 2/26/95
Bears Season: 1
Acquired: UFA-23

Wt: 210
College: Temple
NFL Season: 4

QUARTERBACK

PRO CAREER: Enters his fourth year in the NFL and his first with the Bears in 2023... appeared in 15 NFL games (7 starts) prior to signing with the Bears... originally entered the NFL as an undrafted free agent out of Temple University, spending time with the Indianapolis Colts' organization from 2017-19.

2022 SEASON (CAROLINA): started five games while appearing in six contests...Has passed for 731 yards and three touchdowns...Passed for a career-high 317 yards (19 of 36) and a touchdown in Week Eight against the Atlanta Falcons. His 62-yard touchdown pass to DJ Moore traveled 67.6 yards in the air, the longest completion by air distance in the Next Gen Stats era (since 2016).

2021 SEASON (CAROLINA): in five games this season, making one start in the 2021 season in Week 10 against Arizona...Finished the game 22-of-29 for167 passing yards in a 34-10 victory.

2020 SEASON (CAROLINA): Appeared in four games, with one start, for Carolina in 2020 finishing the season with 32-of-56 completions for 368 passing yards and one touchdown... In the 2020 XFL season, started all five games for the Houston Roughnecks before the season was suspended...Led the league in passing touchdowns (15) and passing yards (1,338)...Helped Houston achieve a league-best 5-0 record...Earned the XFL's first-ever Star of the Week award after a Week 1 performance that saw him toss four touchdown passes and lead the Roughnecks to a 37-17 victory.

2017-19 SEASONS (COLTS): > Signed with the Colts as an undrafted free agent out of Temple...Saw significant action during the preseason...Spent time on and off the Colts practice squad during the three-year stint.

TRANSACTIONS:

- (05/04/2017): Signed by the Colts as an undrafted free agent
- (01/01/2018): Signed a reserve/future contract with the Colts
- (09/01/2018): Waived during final cuts
- (09/02/2018): Signed to Indianapolis' practice squad
- (01/14/2019): Signed reserve future contract with Colts
- (08/31/2019): Waived by Colts
- (03/25/2020): Signed as a free agent with Carolina
- (01/10/2022): Re-signed with Carolina
- (03/15/2023): Signed by Bears (Two-year contract (through 2024))

COLLEGE AND PERSONAL: 4-year letter winner at Temple University under head coach Matt Rhule...Holds Temple's all-time records in nearly every passing category, including yards (10,668), touchdowns (74) and completions (830)...Led Temple to back-to-back 10-win seasons in 2015 and 2016 and back-to-back bowl appearances for the first time ever...Was awarded a single-digit jersey number during training camp as a senior, a tradition rewarding the toughest players on the team as voted on by the players...Took over as the starter midway through his freshman season...Earned an adult and organizational development degree...Attended Elizabeth High School in Elizabeth, New Jersey...2012 Newark-Star Ledger State Offensive Player of the Year...Helped team to the 2012 state title.

PJ WALKER'S NFL REGULAR SEASON PASSING STATISTICS

DATE	TEAM	GP	GS	ATT.	CMP.	PCT.	YDS	AVG.	TD	INT.	LG	SK	LST	RATE
2017	Colts	0	0	0	0	0.0	0	0.0	0	0	0	0	0	0.0
2018	Colts	0	0	0	0	0.0	0	0.0	0	0	0	0	0	0.0
2019	Colts	0	0	0	0	0.0	0	0.0	0	0	0	0	0	0.0
2020	Panthers	4	1	56	32	57.1	368	6.6	1	5	52	4	31	45.8
2021	Panthers	5	1	66	36	54.5	362	5.5	1	3	24	7	47	56.5
2022	Panthers	6	5	106	63	59.4	731	6.9	3	3	62t	7	46	78.0
TOTALS		15	7	228	131	57.5	1,461	6.4	5	11	62t	18	124	63.9

PJ WALKER'S NFL POSTSEASON PASSING STATISTICS

DATE	TEAM	GP	GS	ATT.	CMP.	PCT.	YDS	AVG.	TD	INT.	LG	SK	LST	RATE
2018	Colts	0	0	0	0	0.0	0	0.0	0	0	0	0	0	0.0
TOTALS		0	0	0	0	0.0	0	0.0	0	0	0	0	0	0.0

PJ WALKER'S NFL REGULAR SEASON RUSHING STATISTICS

DATE	TEAM	NO.	YDS.	AVG.	LG	TD
2017	Colts	0	0	0.0	0	0
2018	Colts	0	0	0.0	0	0
2019	Colts	0	0	0.0	0	0
2020	Panthers	5	-2	-0.4	2	0
2021	Panthers	7	13	1.9	13	0
2022	Panthers	6	39	6.5	20	0
TOTALS		18	50	2.8	20	0

PJ WALKER'S NFL POSTSEASON RUSHING STATISTICS

DATE	TEAM	NO.	YDS.	AVG.	LG	TD
2018	Colts	0	0	0.0	0	0
TOTALS		0	0	0.0	0	0

PJ WALKER'S NFL REGULAR SEASON PASSING/RUSHING STATISTICS

DATE	TEAM	GP	GS	PASSING											RUSHING				
				ATT.	CMP.	PCT.	YDS	AVG.	TD	INT.	LG	SK	LST	RATE	NO.	YDS.	AVG.	LG	TD
2017	Colts	0	0	0	0	0.0	0	0.0	0	0	0	0	0	0.0	0	0	0.0	0	0
2018	Colts	0	0	0	0	0.0	0	0.0	0	0	0	0	0.0	0	0	0.0	0	0	
2019	Colts	0	0	0	0	0.0	0	0.0	0	0	0	0	0.0	0	0	0.0	0	0	
2020	Panthers	4	1	56	32	57.1	368	6.6	1	5	52	4	31	45.8	5	-2	-0.4	2	0
2021	Panthers	5	1	66	36	54.5	362	5.5	1	3	24	7	47	56.5	7	13	1.9	13	0
2022	Panthers	6	5	106	63	59.4	731	6.9	3	3	62t	7	46	78.0	6	39	6.5	20	0
TOTALS		15	7	228	131	57.5	1,461	6.4	5	11	62t	18	124	63.9	18	50	2.8	20	0

PJ WALKER'S NFL POSTSEASON PASSING/RUSHING STATISTICS

DATE	TEAM	GP	GS	PASSING											RUSHING				
				ATT.	CMP.	PCT.	YDS	AVG.	TD	INT.	LG	SK	LST	RATE	NO.	YDS.	AVG.	LG	TD
2018	Colts	0	0	0	0	0.0	0	0.0	0	0	0	0	0	0.0	0	0	0.0	0	0
TOTALS		0	0	0	0	0.0	0	0.0	0	0	0	0	0	0.0	0	0	0.0	0	0

SINGLE-GAME HIGHS: QUARTERBACK

Pass Attempts 36 at Atlanta Falcons, Oct 30, 2022
Pass Completions 24 vs. Detroit Lions, Nov 22, 2020
Yards Passing 317 at Atlanta Falcons, Oct 30, 2022
TD Passes 2 vs. Tampa Bay Buccaneers, Oct 23, 2022
Long Passes 62t at Atlanta Falcons, Oct 30, 2022
 ...1 more at 62.

Completion Percentage 75.9 at Arizona Cardinals, Nov 14, 2021
Passer Rating 126.5 vs. Tampa Bay Buccaneers, Oct 23, 2022
Rush Attempts 5 vs. Detroit Lions, Nov 22, 2020
Rushing Yards 20 at Atlanta Falcons, Oct 30, 2022
Longest Runs 20 at Atlanta Falcons, Oct 30, 2022

300-YARD PASSING GAMES (1): REGULAR SEASON

DATE	TEAM	COMP.	ATT.	YDS.	AVG.	LG	TD	INT
10/30/22	at Falcons	19	36	317	16.7	62t	1	1



Nsimba
WEBSTER

(sim-buh)

83

Ht: 5-10 **Wt:** 180
DOB: 1/27/96 **College:** Eastern Washington
Bears Season: 3 **NFL Season:** 5
Acquired: WFA-22 (CHI)

WIDE RECEIVER

PRO CAREER: Has played in 29 games throughout his four NFL seasons with the Rams (2019-20) and the Bears (2021-22) ... Owns 216 yards punt return yards and 404 kickoff return yards ... His longest punt return was for 65 yards in 2020 against the New York Jets.

2022 SEASON (BEARS): Played in two games for the Bears in 2022, totaling two receptions for 14 yards vs. the Eagles in Week 15.

2021 SEASON (BEARS): Played in six games and appeared on punt return for the first four games of the 2021 season ... Finished the season with six special teams tackles (five solo) to his credit.

TRANSACTIONS:

- 04/29/2019:** Signed/UDFA with the Los Angeles Rams
- 07/21/2021:** Acquired from waivers, San Francisco 49ers
- 09/01/2021:** Acquired from waivers, Chicago Bears
- 01/11/2022:** Signed by the Chicago Bears

COLLEGE: Spent five seasons at Eastern Washington ... His 1,114 career kickoff return yards rank eighth in school history heading into his junior season ... In his first three seasons, he caught 72 passes for 854 yards and seven touchdowns (2015-17) ... Majored in communications.

PERSONAL: An Antioch, Calif. native ... Graduated from Deer Valley High School in 2014 ... Was selected to the MaxPreps.com All-Northern California High School Football Team ... He was selected by the *Bay Area News Group* as the All-East Bay Offensive Player of the Year ... He was selected by the *San Francisco Chronicle* as the Contra Costa/Tri-Valley recipient as one of the metro area's top three regional football players ... He was also the MVP of the Bay Valley Athletic League, and was a first team all-league quarterback. He and twin brother Nzuzi were selected to compete for in the Literary Classic All-Star game, featuring the best high school seniors in the Bay Area (San Francisco to San Jose) on Jan. 18, 2014, in San Jose ... Quick and prolific, Webster passed and ran for 50 touchdowns, and he played on special teams and on defense ... He rushed for 1,544 yards (10.0 per carry) and 28 touchdowns, and passed for 2,026 yards and 22 scores ... On defense, he was credited with 22 total tackles, one tackle for loss, a sack, six passes defended, a forced fumble and two blocked kicks.

NSIMBA WEBSTER'S NFL REGULAR SEASON RUSHING/RECEIVING STATISTICS

DATE	TEAM	RECEIVING							RUSHING				
		GP	GS	NO.	YDS.	AVG.	LG	TD	NO.	YDS.	AVG.	LG	TD
2019	Rams	5	0	0	0	0.0	0	0	0	0	0.0	0	0
2020	Rams	16	0	0	0	0.0	0	0	0	0	0.0	0	0
2021	Bears	6	0	0	0	0.0	0	0	0	0	0.0	0	0
2022	Bears	2	0	2	14	7.0	8	0	0	0	0.0	0	0
NFL TOTALS		29	0	2	14	7.0	8	0	0	0	0.0	0	0

NSIMBA WEBSTER'S NFL POSTSEASON RUSHING/RECEIVING STATISTICS

DATE	TEAM	RECEIVING							RUSHING				
		GP	GS	NO.	YDS.	AVG.	LG	TD	NO.	YDS.	AVG.	LG	TD
2020	Rams	2	0	0	0	0.0	0	0	0	0	0.0	0	0
NFL TOTALS		2	0	0	0	0.0	0	0	0	0	0.0	0	0

NSIMBA WEBSTER'S NFL REGULAR SEASON RETURN STATISTICS

DATE	TEAM	KICKOFF RETURNS					PUNT RETURNS					
		RET.	YDS.	AVG.	LG	TD	NO.	FC	YDS.	AVG.	LG	TD
2019	Rams	2	57	28.5	30	0	7	6	18	2.6	14	0
2020	Rams	16	347	21.7	30	0	25	17	185	7.4	34	0
2021	Bears	0	0	0.0	0	0	4	1	13	3.3	6	0
2022	Bears	0	0	0.0	0	0	0	0	0	0.0	0	0
NFL TOTALS		18	404	22.4	30	0	36	24	216	6.0	34	0

NSIMBA WEBSTER'S NFL POSTSEASON RETURN STATISTICS

DATE	TEAM	KICKOFF RETURNS					PUNT RETURNS					
		RET.	YDS.	AVG.	LG	TD	NO.	FC	YDS.	AVG.	LG	TD
2020	Rams	6	158	26.3	38	0	1	1	9	9.0	9	0
NFL TOTALS		6	158	26.3	38	0	1	1	9	9.0	9	0

SINGLE-GAME HIGHS: RUSHING/RECEIVING


Receptions 2 vs. Philadelphia Eagles, Dec 18, 2022
Receiving Yards 14 vs. Philadelphia Eagles, Dec 18, 2022
Longest Receptions 8 vs. Philadelphia Eagles, Dec 18, 2022
All-Purpose Yards 113 vs. New York Jets, Dec 20, 2020
Kickoff Returns 3 at Seattle Seahawks, Dec 27, 2020
 ...1 more at 3.
Kickoff Return Yards 69 at San Francisco 49ers, Oct 18, 2020
Longest Kickoff Return 30 at San Francisco 49ers, Oct 18, 2020
 ...1 more at 30.

Fair Catches 3 at Miami Dolphins, Nov 01, 2020
 ...1 more at 3.
Punt Return Yards 65 vs. New York Jets, Dec 20, 2020
Longest Punt Return 34 vs. New York Jets, Dec 20, 2020
Punt Returns 3 vs. New York Jets, Dec 20, 2020
 ...4 more at 3.
Punt Return Average 21.7 vs. New York Jets, Dec 20, 2020
Kickoff Return Average 23.0 at San Francisco 49ers, Oct 18, 2020
Special Teams Tackles 3 at Cleveland Browns, Sep 26, 2021

SINGLE-GAME HIGHS - POSTSEASON: RUSHING/RECEIVING

All-Purpose Yards 96 at Green Bay Packers, Jan 16, 2021
Kickoff Returns 4 at Green Bay Packers, Jan 16, 2021
Kickoff Return Yards 96 at Green Bay Packers, Jan 16, 2021
Longest Kickoff Return 38 at Green Bay Packers, Jan 16, 2021
Fair Catches 1 at Seattle Seahawks, Jan 09, 2021

Punt Return Yards 9 at Seattle Seahawks, Jan 09, 2021
Longest Punt Return 9 at Seattle Seahawks, Jan 09, 2021
Punt Returns 1 at Seattle Seahawks, Jan 09, 2021
Kickoff Return Average 24.0 at Green Bay Packers, Jan 16, 2021
Special Teams Tackles 1 at Green Bay Packers, Jan 16, 2021
 ...1 more at 1.



Cody
WHITEHAIR

65

Ht: 6-3

DOB: 7/11/92

Bears Season: 8

Acquired: D2-16

Wt: 316

College: Kansas State

NFL Season: 8

OFFENSIVE LINEMAN



PRO CAREER : In his seventh season with the Bears and in the NFL in 2022; has started 107 games (60 at C, 43 at LG, 3 at RG) for the Bears; also has two postseason starts ... Had a streak of 71 consecutive games with a start snapped in Week 8 vs. New Orleans.

HONORS:

2018: Pro Bowl selection

2016: PFWA All-Rookie Team

2022 SEASON (BEARS): Played in and started 12 games during the 2022 season ... Started on the offensive line in Week 1 vs. San Francisco and played every offensive snap ... In Week 2 at Green Bay, he started at left guard and blocked for David Montgomery, who rushed for a season-high 122 yards ... Helped pave way for the second straight 120+ yard rushing performance in Week 3 vs. Houston, blocking for Khalil Herbert en route to a career-high 157 rushing yards ... Made the start at left guard at New York in Week 4, but left the game due to injury ... In Week 9 vs. Miami, played his 100th career game for the Bears ... He becomes the 28th offensive lineman in franchise history to reach the century mark for games played ... The last player to do so was Charles Leno Jr., who played in 102 games for the Bears from 2014-20 ... Provided run support in the Bears' fourth straight game with over 225 rushing yards, led by quarterback Justin Fields' 178 yards on 15 rushes, which set the regular-season record for most rushing yards in a game by a quarterback ... They became the second team in the Super Bowl era, joining the 1976 Pittsburgh Steelers, to rush for at least 225 yards in four consecutive games ... Listed as the starting left guard in Week 10 vs. Detroit and led the way to 258 rushing yards on the afternoon, the fifth consecutive game in which the Bears have topped 225 yards on the ground ... The Bears are now the first team in NFL history to rush for at least 225 yards in five straight games ... They're also the second team since 1920 with at least 2,000 rushing yards as a team (2,017) through their first 10 games of a season, joining the 2019 Baltimore Ravens (2,031) ... Got the starting nod at left guard in Week 11 vs. Atlanta ... Was listed as the starting left guard vs. the Jets in Week 12 ... Played every offensive snap against the Packers in Week 13 ... Started at left guard and played every snap on offense vs. Philadelphia in Week 15 ... Started at left guard and helped pave way to 200 rushing yards at Detroit in Week 17 ... Started the final game of the season vs. Minnesota, helping block en route to the Bears setting the single-season franchise record for rushing yards, finishing the year with 3,014 yards on the ground.

2021 SEASON (BEARS): Started in all 17 games of the 2021 season ... Helped David Montgomery rush for 108 yards vs. the Rams in Week 1 ... Started at left guard in the Week 2 victory over the Bengals ... Helped pave the way for the Bears to rush for 188 yards in the Week 4 win over the Lions ... Helped the Bears rush for 143 yards in the Week 5 win at the Raiders ... Paved the way for Bears QB Justin Fields to rush for a season-high 103 rushing yards Week 8 vs. the 49ers ... Helped pave the way for the Bears to record a season-high 414 total net yards on offense Week 9 at the Steelers ... Helped the Bears record 353 total net yards on offense Week 11 vs. the Ravens ... Paved the way for the Bears to record 378 total net yards on offense during the Week 12 victory at Detroit ... Helped RB David Montgomery record a season-high 141 all-purpose yards Week 13 vs. the Cardinals ... Paved the way for the Bears to rush for two touchdowns and record 317 total net yards on offense in the Week 16 win at Seattle ... Helped David Montgomery rush for two touchdowns in the Week 17 win vs. the Giants.

2020 SEASON (BEARS): Played and started in 14 of 16 games; had started every game at center before an injury in Week 7; inactive for Weeks 8 & 9 with calf injury; returned Week 10 vs. MIN ... Helped the Bears rush for 149 yards in the Week 1 win at Detroit, 135 in Week 2 vs. NYG and 130 in Week 3 vs. ATL ... Helped pave the way for David Montgomery to rush for 103 yards in Week 12 at Green Bay ... Helped the Bears rush for 140 vs. the Lions in Week 13, including three rushing scores, and 169 yards on the ground in the Week 14 win over the Texans ... Helped pave the way for the Bears to rush for a season-high 199 yards and two rushing scores in the Week 15 win at Minnesota.

2019 SEASON (BEARS): 16 games, the first eight at left guard before finishing the season at center for the final eight.

2018 SEASON (BEARS): Named to his first Pro Bowl ... Started 16 games at center; part of an offensive line that allowed just 33 sacks, tied for the third fewest in the NFC ... Started Wild Card playoff game vs. PHI (1/6/19).

2017 SEASON (BEARS): Started 16 games; played three different positions on the offensive line: 12 at C, 2 at LG, 2 at RG ... Helped Jordan Howard become the first Chicago Bear to rush for 1,000+ yards in his first two seasons as a Bear.

2016 SEASON (BEARS): all 16 games as a rookie for the Chicago Bears paved the way for rookie Jordan Howard to 1,313 rushing yards (2nd in NFL) ... Helped the Bears to the third most passing yards (gross and net) in franchise history.

TRANSACTIONS:

05/09/2016: Signed/draft choice with the Bears (four-year contract through 2019)

09/01/2019: Re-signed with the Bears (five-year extension through 2024)

COLLEGE: Team captain and four-time all-Big 12 honoree (2012-15) who started 51-of-52 career games ... Helped the Wildcats compile a 34-18 record en route to a Big 12 Championship (2012) and four bowl berths (2012-15) ... Started all 13 games at left tackle in 2015, earning first-team all-Big 12 honors, the first first-team honor of his career ... Helped K-State rank second nationally in red zone offense (94.5-percent) and 18th in passing yards per completion (14.12).

PERSONAL: Four-year letter winner at Abilene High School in Abilene, Kansas; named to the All-Kansas Top-11 Team by the Kansas Football Coaches Association (KFBCA) and Varsity Kansas ... Also earned All-Kansas 4A honors from the KFBCA and Varsity Kansas.

CODY WHITEHAIR'S NFL REGULAR SEASON STATISTICS

DATE	TEAM	GP	GS
2016	Bears	16	16
2017	Bears	16	16
2018	Bears	16	16
2019	Bears	16	16
2020	Bears	14	14
2021	Bears	17	17
2022	Bears	12	12
NFL TOTALS		107	107


CODY WHITEHAIR'S NFL POSTSEASON STATISTICS

DATE	TEAM	GP	GS
2018	Bears	1	1
2020	Bears	1	1
NFL TOTALS		2	2

PLAYERS WITH PRO



EXPERIENCE



Chase
ALLEN

87

Ht: 6-6
DOB: 7/9/97
Bears Season: 1
Acquired: WFA-22 (CHI)

Wt: 251
College: Iowa State
NFL Season: 1

TIGHT END

PRO CAREER: Signed by the Bears as an undrafted free agent out of Iowa State University in May 2022.

2022 SEASON (Bears): Was activated from the practice squad to the active roster ahead of Week 16 vs. Buffalo, where he saw game action on offense and special teams.

TRANSACTIONS:

05/06/2022: Signed/UDFA with the Bears

COLLEGE: Played in 59 games with 34 starts over five seasons at Iowa State University, the third most games in school history ... One of three players in school history to play in five bowl games ... Caught 74 passes for 810 yards and six touchdowns in his career ... Was named second-team All-Big 12 in 2017, 2019, 2020 and 2021 ... Was selected first-team Academic All-Big 12 in all five of his seasons ... In his final season (2021), he played in all 13 games, catching 26 passes for 284 yards and two TDs.


PERSONAL: A Nixa, Mo. native ... Three-star recruit by Rivals, Scout and ESPN ... ranked as a top-25 tight end nationally by ESPN (No. 12), Scout (No. 21) and Rivals (No. 23) ... ranked as the third-best player in Missouri by ESPN and No. 5 by Rivals ... a three-sport standout, earning all-state in football, basketball and track & field ... An all-state basketball player who earned all-state scholar honors and was named conference player of the year as a senior ... averaged 15.7 points and 8.5 rebounds on a team which finished 28-2 in 2014-15. Had longest prep javelin throw in Missouri in 2015, setting a new state high school record ... Won 2016 Class 5 state championship in javelin.

CHASE ALLEN'S NFL REGULAR SEASON RUSHING/RECEIVING STATISTICS

DATE	TEAM	RECEIVING							RUSHING				
		GP	GS	NO.	YDS.	AVG.	LG	TD	NO.	YDS.	AVG.	LG	TD
2022	Bears	1	0	0	0	0.0	0	0	0	0	0.0	0	0
NFL TOTALS		1	0	0	0	0.0	0	0	0	0	0.0	0	0

CHASE ALLEN'S NFL REGULAR SEASON RETURN STATISTICS

DATE	TEAM	KICKOFF RETURNS					PUNT RETURNS					
		RET.	YDS.	AVG.	LG	TD	NO.	FC	YDS.	AVG.	LG	TD
2022	Bears	0	0	0.0	0	0	0	0	0	0.0	0	0
NFL TOTALS		0	0	0.0	0	0	0	0	0	0.0	0	0



Kuony
DENG

46

Ht: 6-6
DOB: 8/17/98
Bears Season: 1
Acquired: CFA - '22

Wt: 240
College: California
NFL Season: 1

LINEBACKER

PRO CAREER: Enters his first season in the NFL after originally signing with the Falcons as an undrafted free agent.

2022 SEASON (BEARS): Added to the Bears' practice squad during Week 16 of the 2022 season.

TRANSACTIONS:

12/20/22: Added to the Bears practice squad

08/23/22: Released by the Falcons

05/02/22: Signed by the Falcons

COLLEGE Played three seasons (2019-21) at the University of California after spending one season (2018) at Independence Community College and two seasons (2016-17) at Virginia Military Institute ... Recorded 154 total tackles, 10 tackles for loss, 3.5 sacks, eight passes defended, six quarterback hurries, two forced fumbles and one fumble recovery in 19 games ... Named team captain in 2020 and 2021 ... Recorded double-digit tackles six times at Cal ... Named honorable mention All-Pac-12 honors as a junior in 2019 and tallied 199 tackles, 7.5 tackles for loss, 3.0 sacks, eight passes defended, five quarterback hurries and one fumble recovery ... Recorded 48 tackles, 5.5 tackles for loss, 1.0 sack, one forced fumble and one fumble recovery at Independence Community College in 2018 ... Recorded 27 tackles in 11 games, before redshirting his sophomore season at Virginia Military Institute.

PERSONAL: Native of Aldie, Va. and attended John Champe High School ... Named the 4A Conference 22 Region Player of the Year and the Loudoun Times Defensive Player of the Year while also being a first-team Loudoun Times selection as a 2015 senior when he had 33 tackles, 8.0 tackles for loss, four pass breakups, 2.0 sacks (-17 yards), one fumble recovery and one blocked punt for a team that finished 11-1 overall and reached the quarterfinals of the Group 4A state playoffs ... Added 16 receptions for 334 yards and one touchdown catch as a senior ... Also lettered in basketball ... Son of Nyarok Chan ... Graduated from Cal in December of 2020 with a bachelor's degree in American studies before earning graduate certificates in entrepreneurship in May of 2021 and business administration in December of 2021.

KUONY DENG'S NFL REGULAR SEASON DEFENSIVE STATISTICS

DATE	TEAM	GP	GS	TACKLES							INTERCEPTIONS					O. FUMB				ST				MISC									
				TK	S	A	TFL	YDS	SK	YDS	QBH	NO	YDS	LG	TD	PD	FF	FR	TD	YDS	TK	S	A	FF	FR	S	A						
2022	Falcons	0	0	0	0	0	0	0	0	0.0	0.0	0	0	0	0	0	0	0	0	0	0	0	0	0	0	0	0	0	0	0	0	0	0
NFL TOTALS		0	0	0	0	0	0	0	0	0.0	0.0	0	0	0	0	0	0	0	0	0	0	0	0	0	0	0	0	0	0	0	0	0	



Kellen
DIESCH

78

Ht: 6-7
DOB: 8/23/97
Bears Season: 1
Acquired: WFA-22 (MIA)

Wt: 300
College: Arizona State
NFL Season: 1

TACKLE

PRO CAREER: Enters his first season in the NFL...Joined the Bears on September 1 and was a member of Chicago's practice squad throughout the 2022 season ... Originally signed with the Dolphins as an undrafted free agent.

TRANSACTIONS:

05/13/2022: Signed with the Dolphins

08/30/2022: Released by the Dolphins


09/01/2022: Signed with the Bears

COLLEGE: Appeared and started in five games for the Sun Devils in 2021...Started in all 15 games for the Devils...The highest graded tackle in the Pac-12 according to Pro Football Focus...2021 Athlon Sports Preseason All-Pac-12 Selection...Was the 18th-highest-graded tackle in among Power Five schools on the season according to PFF and second in the Pac-12 with a score of 81.3 (just behind the 14th overall selection in the 2021 NFL Draft, Alijah Vera-Tucker of USC (81.8) and the highest graded returning tackle in the league...Had the 22nd-best pass blocking grade in the Power Five (78.9), second in the league behind Vera-Tucker...Credited with just four QB pressures allowed on the year, fourth-lowest in the P5...Paved the way for a rushing offense that was seventh nationally in 264.2 yards per game - 30 more than any other team in the Pac-12...Before Arizona State, played at Texas A&M from 2016-19...Saw action in all 12 of the Aggies games in 2019, serving as the backup left tackle and playing on special teams...Played in eight games as a sophomore, providing depth along the offensive line...Made his collegiate debut in the Aggies' 55-14 victory over New Mexico back in 2017.

PERSONAL: Highly-touted recruit in the 2016 class, earning four-star distinction from all major recruiting services...Rivals ranked him as the No. 68 overall prospect and No. 5 offensive tackle prospect in the country...Listed by 247 Sports as the No. 101 overall prospect and the No. 12 offensive tackle prospect nationally...A member of the ESPN 300 and the No. 20 offensive tackle prospect according to the publication.

KELLEN DIESCH'S NFL REGULAR SEASON STATISTICS

DATE	TEAM	GP	GS
2022	Dolphins	0	0
Went from Miami to Chicago .			
2022	Bears	0	0
2022	TOTAL	0	0
NFL TOTALS		0	0



DeMarquis
GATES

43

Ht: 6-2
DOB: 3/7/96
Bears Season: 1
Acquired: WFA-22(CHI)
Wt: 221
College: Mississippi
NFL Season: 1
LINEBACKER

PRO CAREER: Completed his first NFL season in 2022 with the Bears after suiting up in multiple professional leagues, including the USFL, CFL, XFL and AAF ... Logged 177 tackles (127 solo) in addition to 9.5 sacks and two interceptions during his professional career prior to the NFL (2019-21) ...Helped lead the Birmingham Stallions to the 2022 USFL Championship in the inaugural season of the league, and was named a member of the All-USFL team after producing 68 tackles (44 solo), 6.5 sacks and one interception in his 2022 campaign.

2022 SEASON (BEARS): Appeared in three games ... Made his season debut against the Jets in Week 12, playing snaps on special teams ... Notched his first career NFL tackle in Week 17 at Detroit ... Played snaps on defense and special teams in Week 18 vs. Minnesota.

TRANSACTIONS:

05/22/2018: Signed with the Browns
06/14/2018: Released by the Browns
04/11/2019: Signed with Washington (Three-year contract (through 2021))
06/11/2019: Released by Washington
03/25/2020: Signed with the Vikings (One-year contract (through 2020))
08/13/2020: Released by the Vikings
08/06/2022: Signed with the Bears

COLLEGE: Played in 49 games in four seasons at Ole Miss University, where he logged 282 tackles (163 solo), 6.0 sacks, 9 passes defended, 4 forced fumbles and 1 fumble recovery...Started all 12 games at middle linebacker, as a senior...Led the team with 114 tackles and ranked third in the SEC with 9.5 tackles per game...Led the SEC and was No. 13 nationally in solo tackles (70)...First Rebel to reach 100 tackles since Patrick Willis did in 2006...First Rebel to lead team in tackles for three-straight years since Abdul Jackson accomplished the feat from 1992-94...Named to the Butkus Award Watch List (Best LB)...As a junior, led the team in tackles (79) for the second straight year...Ranked 10th among SEC players with 7.2 tackles/game...Second on team with 4.0 sacks, tied for second with 5.5 TFLs...Also recorded a pair of pass breakups and a forced fumble...Played in 11 games with eight starts (three at Mike LB, five at Stinger LB)...Led team with 76 tackles, adding 2.0 TFLs, four pass breakups and two forced fumbles as a sophomore...Helped Ole Miss rank top three among SEC teams in tackles for loss (8.1/game - 7th in NCAA), interceptions (15 - t23rd in NCAA) and takeaways (23 - t38th in NCAA)...Played in every game with four starts at Stinger linebacker...Earned second letter...As a freshman, played in every game on special teams and as a backup linebacker...Totaled 13 tackles and a forced fumble...Earned first letter

PERSONAL: Rated as a 4-star prospect by Rivals.com, 247Sports.com and ESPN.com...Rivals.com lists him as the No. 19 outside linebacker in the country and the No. 14 prospect in Georgia...Missed his senior season due to a torn ACL...A preseason Class 6A All-State selection by GHSF Daily...Recorded 132 tackles as a junior and was named All-Region...A three-year varsity starter from his freshman through junior seasons...Helped Lovejoy reach the Georgia 6A state championship game as a sophomore and junior...Coached in high school by Al Hughes and Edgar Carson...Also played basketball and ran track.


DEMARQUIS GATES' NFL REGULAR SEASON DEFENSIVE STATISTICS

DATE	TEAM	GP	GS	TACKLES							INTERCEPTIONS				O. FUMB			ST				MISC					
				TK	S	A	TFL	YDS	SK	YDS	QBH	NO	YDS	LG	TD	PD	FF	FR	TD	YDS	TK	S	A	FF	FR	S	A
2022	Bears	3	0	1	0	1	0	0	0.0	0.0	0	0	0	0	0	0	0	0	0	0	0	0	0	0	0	0	0
NFL TOTALS		3	0	1	0	1	0	0	0.0	0.0	0	0	0	0	0	0	0	0	0	0	0	0	0	0	0	0	0

SINGLE-GAME HIGHS: DEFENSIVE

Total Tackles

1 at Detroit Lions, Jan 01, 2023



Roy
MBAETEKA
(Mm-BETIK-UH)

67

Ht: 6-9
DOB: 2/13/00
Bears Season: 1
Acquired: FA-'23
TACKLE

Wt: 320
College: N/A
NFL Season: 1


PRO CAREER: Originally signed as a rookie free agent by the Giants on April 8, 2022...Mbaeteka was one of 3 players selected to train at the NFL Academy in London in October ... Three months later, the NFL announced that he was one of 13 players chosen to compete for a spot in the 2022 International Player Pathway program. Mbaeteka was one of the potential linemen to travel to Arizona to work with former NFL center LeCharles Bentley. The NFL held a showcase for the international players in Arizona that was attended by a Giants scout, who was so impressed with Mbaeteka that the team flew him to New Jersey for a tryout and signed him ... He then was signed by the Bears on May 4, 2023.

TRANSACTIONS:

- 04/09/2022:** Signed by the New York Giants
- 08/31/2022:** Added to the Giants practice squad
- 05/04/2023:** Signed by the Bears (International Player Pathway Program)

ROY MBAETEKA'S NFL REGULAR SEASON STATISTICS

DATE	TEAM	GP	GS
2022	Giants	0	0
NFL TOTALS		0	0



A.J.
THOMAS

38

Ht: 6-2
DOB: 9/18/99
Bears Season: 2
Acquired: WFA-22(CHI)

Wt: 220
College: Western Michigan
NFL Season: 2

DEFENSIVE BACK

PRO CAREER: Enters his first season in the NFL after signing with the Bears as an undrafted rookie ... Has appeared in five career games (two starts).

2022 SEASON (BEARS): Played in five games (two starts) during the 2022 season ... Made his NFL debut against the Packers in Week 13, recording one tackle on special teams ... Played on special teams against the Eagles in Week 15 ... Recorded a special teams tackle against Buffalo in Week 16 ... Played snaps on special teams at Detroit in Week 17 ... Finished the Bears vs. Vikings contest in Week 18 with a pair of solo tackles.

TRANSACTIONS:

05/09/2022: Signed by the Bears
08/30/2022: Released by the Bears
08/31/2022: Added to the Bears practice squad
11/29/2022: Elevated to the Bears active roster from the practice squad

COLLEGE: >

2020 SEASON: Started all six games, four at safety and two at cornerback ... played 421 defensive snaps on the year ... made 46 tackles, second on the team, as well as a team-best 9.0 tackles for loss, two sacks and an interception ... recorded an interception in the opener at Akron ... had a sack in consecutive games against Toledo and Central Michigan ... made a season-best 12 tackles against Northern Illinois.

2019 SEASON: Started all 13 games ... totaled 67 tackles, 2.0 TFL, six PBUs and one QB pressure ... reached 10+ tackles twice with a season-high 11 stops at Syracuse ... tallied 10 tackles against Central Michigan a week later ... recorded 2+ tackles in all 13 games ... finished second on the team with six PBUs with a year-best two at Eastern Michigan ... collected 1.0 TFL at No. 19 Michigan State and versus CMU ... credited with first career QB pressure at Syracuse ... ended the season ranked as the eighth-best slot coverage safety in the Mid-American Conference by Pro Football Focus ... on the field for 887 snaps.

2018 SEASON: Played in 10 games with nine starts ... missed the Bowling Green, Central Michigan and Toledo contests ... tallied 47 tackles, 3.0 TFL, one fumble recovery, one interception and two PBUs ... recorded 2+ tackles in nine contests, 4+ tackles in six tilts with a year-high 13 stops against Syracuse in the season opener ... recovered a fumble against Eastern Michigan, putting the ball at the Eagles' 39-yard line and setting up a one-yard touchdown run by Jamauri Bogan that pushed the Broncos ahead 14-7 with 1:19 remaining in the first half ... interception came at Georgia State, ending the Panthers' final drive of the first half ... carded a career-high 1.5 TFL at Ball State ... on the field for 662 snaps.

2017 SEASON: Played in the final nine games of the season, primarily as a member of the special teams units ... recorded eight tackles and one fumble recovery ... booked 2+ tackles in two games, against Ball State (2) and Kent State (3) ... added fumble recovery versus Kent State ... on the field for 116 snaps.

PERSONAL: Four-sport athlete who was rated as a three-star prospect and ranked the No. 47 prospect in Michigan by *247Sports.com* ... named to *Detroit News All-Metro* Detroit team and Division 3-4 First Team ... selected to *MLive* Detroit Defensive Dream Team ... led University of Detroit Jesuit basketball to a state championship in 2016.orn September 18, 1999 ... son of Monique Coleman and Arnold Thomas Sr. ... majoring in business management.

A.J. THOMAS' NFL REGULAR SEASON DEFENSIVE STATISTICS

DATE	TEAM	GP	GS	TACKLES							INTERCEPTIONS					O. FUMB					ST				MISC		
				TK	S	A	TFL	YDS	SK	YDS	QBH	NO	YDS	LG	TD	PD	FF	FR	TD	YDS	TK	S	A	FF	FR	S	A
2022	Bears	5	0	2	2	0	0	0	0.0	0.0	0	0	0	0	0	0	0	0	0	0	2	1	1	0	0	0	0
NFL TOTALS		5	0	2	2	0	0	0	0.0	0.0	0	0	0	0	0	0	0	0	0	0	2	1	1	0	0	0	0

SINGLE-GAME HIGHS: DEFENSIVE

Total Tackles 2 vs. Minnesota Vikings, Jan 08, 2023

Solo Tackles

2 vs. Minnesota Vikings, Jan 08, 2023



Jake
TONGES

81

Ht: 6-4
DOB: 7/8/99
Bears Season: 2
Acquired: UDFA-22

Wt: 240
College: California
NFL Season: 2

TIGHT END

PRO CAREER: Signed by the Bears in May 2022 as a UDFA out of the University of California ... Appeared in three career games as a rookie.

2022 SEASON (BEARS): Made his first career NFL appearance against the 49ers in Week 1 and saw game action at tight end ... Was targeted once in Week 3 vs. Houston and saw action on special teams ... Sued up on offense in Week 4 at New York ... Was released by the Bears in Week 9 but re-signed to the practice squad two days later.

TRANSACTIONS:

05/06/2022: Signed/UDFA by the Bears

11/10/2022: Released by the Bears

11/12/2022: Practice squad add (Bears)

COLLEGE: Played in 41 of 42 possible games with 23 starts past four seasons after redshirting as a true freshman in 2017, catching 47 passes for 620 yards and four TDs ... Last year set career highs with 11 starts, 22 receptions, 278 yards and two TDs ... Was Cal's nominee for Burlsworth Trophy given annually to nation's top FBS player who began career as a walk-on.

PERSONAL: Attended Los Gatos High School (Calif.) ... A two-way player at tight end and defensive end who participated in 23 games as a 2015 junior and 2016 senior for teams that combined for a 15-8 overall record, 11-1 De Anza League mark and twice made the Central Coast Section Open Division 2 playoffs ... Contributed prep career totals of 46 receptions for 844 yards with eight touchdown grabs on offense, while he had 86 tackles, 16.0 tackles for loss, 9.0 sacks (-60 yards), two interceptions that he returned for 10 yards, five passes defended, one fumble recovery and three forced fumbles on defense, as well as two blocked kicks on special teams including one blocked punt and one blocked field goal ... Put up 43 receptions for 772 yards, seven touchdowns and a two-point receiving conversion on offense as a senior to earn All-SCVAL De Anza Division Most Valuable Offensive Player and Team MVP honors, while adding 57 tackles, 16.0 tackles for loss, 9.0 sacks (-60 yards), one interception that he returned for 10 yards, three passes defended and three caused fumbles defensively for a team that was 8-4 overall, won the De Anza League with a 6-0 conference record and reached the semifinals of the Central Coast Section Open Division 2 playoffs before having a seven-game win streak snapped by Archbishop Mitty.

JAKE TONGES' NFL REGULAR SEASON RUSHING/RECEIVING STATISTICS

DATE	TEAM	GP	GS	RECEIVING					RUSHING				
				NO.	YDS.	AVG.	LG	TD	NO.	YDS.	AVG.	LG	TD
2022	Bears	4	0	0	0	0.0	0	0	0	0	0.0	0	0
NFL TOTALS		4	0	0	0	0.0	0	0	0	0	0.0	0	0

JAKE TONGES' NFL REGULAR SEASON RETURN STATISTICS

DATE	TEAM	KICKOFF RETURNS					PUNT RETURNS					
		RET.	YDS.	AVG.	LG	TD	NO.	FC	YDS.	AVG.	LG	TD
2022	Bears	0	0	0.0	0	0	0	0	0	0.0	0	0
NFL TOTALS		0	0	0.0	0	0	0	0	0	0.0	0	0



ROOKIES



Travis
BELL

73

Ht: 6-0
DOB: 10/27/98

Wt: 310
College: Kennesaw State
NFL Season: Rookie

Acquired: D7a-23

DEFENSIVE LINEMAN

PRO CAREER: Drafted by the Chicago Bears in the seventh round (No. 218 overall).

TRANSACTIONS:

04/29/2023: Drafted by the Chicago Bears

COLLEGE: Became the first player to ever be drafted out of Kennesaw State University ... Spent five years with the Owls, playing in 44 games and totaling 11.0 sacks and 24.5 tackles-for-loss ... In 2022 as a graduate student, he totaled a career-high 30 tackles and 1.5 sacks. As a senior in 2021, Bell was named to the All-Big South Conference Second Team.

PERSONAL: A Montgomery, Ala. native, Bell played high school football at Jefferson Davis and totaled 229 tackles and 20.0 sacks across four years. During his senior year, he posted a career-best 54 solo tackles, 80 total tackles, 16 TFLs and 9.0 sacks through eight games



Gervon
DEXTER SR.

98

Ht: 6-6

DOB: 10/5/01

Bears Season: Rookie

Acquired: D2a-23

Wt: 312

College: Florida

NFL Season: Rookie

DEFENSIVE LINEMAN

PRO CAREER: Drafted by the Chicago Bears in the 2nd Round of the 2023 NFL Draft (No. 53 overall).

TRANSACTIONS:

04/26/2023: Drafted by the Chicago Bears in the second round of the 2023 draft

COLLEGE: Finished his career with 125 total tackles (46 solo), 9.5 tackles for loss, 4.5 sacks, two passes deflected and fumble recoveries in 38 games played ... During his junior season in 2022, started at defensive tackle in all thirteen games... Finished the season with 55 tackles, 4 TFLs, 4 quarterback hurries, 2 sacks, 1 interception, and a pass breakup.

PERSONAL: Attended Lake Wales Senior High School ... Invited to play in the 2020 Under Armour All-America Game... Totaled 103 tackles, 18 sacks (his 15 during the 10-game regular season were tied for the state lead), 35 tackles for loss, and seven forced fumbles as a senior in 2019... Led Lake Wales Senior High to the 2019 FHSAA Class 5A Regional Finals and a 12-1 record... Had three games of 3-plus sacks, and three games with multiple forced fumbles in 2019... Tallied nine sacks, 18 tackles for loss and seven forced fumbles as a Junior... Also played varsity basketball (started as a freshman for Lake Wales) and qualified for the 2019 FHSAA Class 2A State Track & Field Championships in the discus throw.



Buddy
JOHNSON

50

Ht: 6-2
DOB: 2/27/99
Bears Season: 1
Acquired: FA '21

Wt: 240
College: Texas A&M
NFL Season: 2

LINEBACKER

PRO CAREER: Made NFL debut in Week 1 of 2021 (at Buffalo)...Has played in four career games (no starts)

2021 (STEELERS): Recorded the first tackle of his career on special teams in Week 13 vs Baltimore

TRANSACTIONS:

- 05/01/2021:** Drafted by the Pittsburgh Steelers in the 4th round (No. 140 overall) of the 2021 NFL Draft
- 05/18/2021:** Signed a four-year contract with Steelers
- 08/30/2022:** Cut by Steelers
- 09/05/2022:** Signed to San Francisco 49ers practice squad
- 10/18/2022:** Cut by 49ers
- 11/01/2022:** Signed to Houston Texans practice squad
- 01/16/2023:** Cut by Texans
- 07/25/2023:** Signed by the Chicago Bears

COLLEGE: Played in 47 games at Texas A&M (2017-20)...Registered 210 tackles, 24.5 tackles for loss, 6.5 sacks, five pass breakups, three forced fumbles, two fumble recoveries and one interception...2020 Butkus Award semifinalist...Started all 10 games as a senior...Served as a veteran leader on the SEC's top defense, finishing the season ranked ninth nationally...Led the team in tackles (86), tackles for loss (8.5) and forced fumbles (two), while his 4.0 sacks on the year was good for second among Aggies...Led the team in tackles in seven games, reaching double figures in the category on six occasions...Forced a fumble with under four minutes remaining in the game that set up Texas A&M's game-winning drive to top No. 4 Florida...Led an A&M defense that tallied 6.0 sacks and limited Mississippi State to negative rushing yards with 12 tackles, two breakups and another forced fumble...Matched his career high of 12 tackles, including two tackles-for-loss and one sack in the win over Arkansas...Picked off his first career interception and returned it 15 yards for his second career defensive TD in the victory over LSU; also added a sack against the Tigers...Led the defense with 10 tackles, 2.5 for loss, including a sack, in the Orange Bowl victory over North Carolina...Led the defense with 10 tackles and recovered a fumble, returning it 62 yards for a TD to help the Aggies take down Ole Miss in 2019 (was named SEC Defensive Player of the Week for his play against the Rebels)

PERSONAL: Played at Dallas Kimball High School...Kimball's leading rusher and receiver in 2016 with 472 rushing yards and 446 receiving yards, in addition to 268 passing yards...Earned first-team all-district honors at linebacker as a senior in 2016 after earning second-team recognition at quarterback as a junior...Rated a three-star recruit by PrepStar...Named to the PrepStar All-Midlands Region Team...Four-star recruit by Scout...Rated the No. 289 recruit nationally...Rated the nation's No. 19 outside linebacker...Ranked No. 4 OLB in Texas and the Midland Region...Four-star prospect by Rivals...Rated the No. 28 outside linebacker in the nation...No. 46 recruit in the state of Texas...Three-star by ESPN...Rated the No. 45 athlete in the nation...No. 81 in the state of Texas and No. 99 in the Midlands Region...Three-star by 247Sports...Rated the No. 19 outside linebacker in the nation...No. 49 player in the state of Texas.

BUDDY JOHNSON'S NFL REGULAR SEASON DEFENSIVE STATISTICS

DATE	TEAM	GP	GS	TACKLES								INTERCEPTIONS				O. FUMB			ST				MISC				
				TK	S	A	TFL	YDS	SK	YDS	QBH	NO	YDS	LG	TD	PD	FF	FR	TD	YDS	TK	S	A	FF	FR	S	A
2021	Steelers	4	0	0	0	0	0	0	0	0.0	0.0	0	0	0	0	0	0	0	0	2	2	0	0	0	0	0	
2022	49ers	0	0	0	0	0	0	0	0	0.0	0.0	0	0	0	0	0	0	0	0	0	0	0	0	0	0		
Went from San Francisco to Houston .																											
2022	Texans	0	0	0	0	0	0	0	0	0.0	0.0	0	0	0	0	0	0	0	0	0	0	0	0	0	0	0	
2022	TOTAL	0	0	0	0	0	0	0	0	0.0	0.0	0	0	0	0	0	0	0	0	0	0	0	0	0	0	0	
NFL TOTALS		4	0	0	0	0	0	0	0	0.0	0.0	0	0	0	0	0	0	0	0	2	2	0	0	0	0	0	

BUDDY JOHNSON'S NFL POSTSEASON DEFENSIVE STATISTICS

DATE	TEAM	GP	GS	TACKLES								INTERCEPTIONS				O. FUMB			ST				MISC			
				TK	S	A	TFL	YDS	SK	YDS	QBH	NO	YDS	LG	TD	PD	FF	FR	TD	YDS	TK	S	A	FF	FR	S
2021	Steelers	0	0	0	0	0	0	0	0	0.0	0.0	0	0	0	0	0	0	0	0	0	0	0	0	0	0	0
NFL TOTALS		0	0	0	0	0	0	0	0	0.0	0.0	0	0	0	0	0	0	0	0	0	0	0	0	0	0	0

SINGLE-GAME HIGHS: DEFENSIVE

Special Teams Tackles

1 at Minnesota Vikings, Dec 09, 2021
...1 more at 1.



Roschon
JOHNSON

30

Ht: 6-2

DOB: 1/31/01

Bears Season: Rookie

Acquired: D4a-23

Wt: 222

College: Texas

NFL Season: Rookie

RUNNING BACK

CAREER: Drafted by the Bears in Round 4 (No. 115 overall) of the 2023 NFL Draft.

TRANSACTIONS:

04/29/2023: Drafted by the Chicago Bears (No. 115 overall)

COLLEGE: A four-year running back who played in 47 career games with five starts ... ranks 18th on Texas' all-time rushing list with 2,190 yards on 392 carries (5.6ypc) ... his 23 career rushing touchdowns and 26 total touchdowns are tied for 17th in program history ... an honorable mention All-Big 12 selection in 2022 by the league's coaches ... a 2022 preseason watch list candidate for the Doak Walker Award ... named a fourth-team All-Big 12 Preseason selection by Athlon Sports in 2021 ... enrolled as a quarterback in January 2019 ... switched to running back during fall camp prior to the 2019 season following injuries ... made his debut versus Louisiana Tech in the 2019 season opener ... a three-time Academic All-Big 12 First Team selection (2020-22) ... a seven-time member of the Big 12 Commissioner's Honor Roll (spring 2019, fall 2019, spring 2020, fall 2020, spring 2021, fall 2021, spring 2022) ... was an All-American quarterback in high school.

PERSONAL:

Son of Schwanna and Ronald Johnson ... brothers are Dorian Johnson and Jeremiah Rose.



Zacch
PICKENS

96

Ht: 6-4

DOB: 3/6/00

Bears Season: Rookie

Acquired: D3-23

Wt: 304

College: South Carolina

NFL Season: Rookie

DEFENSIVE LINEMAN


PRO CAREER: Drafted by the Bears in the 2nd Round (No.64 overall) of the 2023 NFL Draft.

TRANSACTIONS:

04/28/23: Drafted by the Chicago Bears

COLLEGE: Four-year letterwinner as a defensive tackle... appeared in 47 games with 32 starts... credited with 131 career tackles including 11.5 tackles for loss and 7.5 sacks ... During his final season in 2022, he was voted the Most Outstanding Senior, the Joe Morrison Award as the MVP of the defense, the Steve Wadiak Team MVP Award and the Rex Enright Team Captains' Award following the season... started all 12 games during the regular season... credited with 42 tackles with 4.0 tackles for loss and 2.5 sacks... had three pass breakups, three quarterback hurries and recovered a fumble... posted a team-high and new personal-best 12 tackles at Arkansas.

PERSONAL: Graduated from T. L. Hanna High School in December 2019... led the Yellow Jackets to a 14-1 record and a spot in the South Carolina 5A state championship game... coached by Jeff Herron... logged 87 tackles including 15.0 tackles for loss and 6.0 sacks as a senior... had an interception return for a TD in the title game... rushed 104 times for 889 yards, 8.5 yards per carry, with a pair of 100-yard games... selected to play in the Under Armour All-American Game and in the Shrine Bowl of the Carolinas, where he was the Defensive MVP... named the South Carolina Gatorade Football Athlete of the Year and South Carolina's Mr. Football... also named the state's top lineman by the SC Football Coaches Association... rated as the top player in the state, the No. 1-ranked defensive tackle in the country and No. 8 overall, according to 247Sports Composite... Rivals ranks him as the ninth-best prospect in the country... ranked 20th on the ESPN300.



Tyler
SCOTT

13

Ht: 5-11

DOB: 10/12/01

Bears Season: Rookie

Acquired: D4b-23

Wt: 185

College: Cincinnati

NFL Season: Rookie

WIDE RECEIVER

PRO CAREER: Drafted by the Chicago Bears in the 4th Round (No. 133 overall) in the 2023 NFL Draft.

TRANSACTIONS:

04/29/2023: Drafted by the Chicago Bears

COLLEGE: Scott led the Bearcats in receiving in 2022, catching 54 passes for 899 yards and nine touchdowns -- all team highs. In his three-year UC career, Scott hauled in 87 receptions for 1,439 yards and 14 touchdowns, averaging 16.5 yards per catch. A 2022 All-AAC Second Team honoree, Scott finished in the Top-10 in the AAC in receptions, receiving yards, yards per reception and touchdowns.

PERSONAL: Prepped at Norton High School near Akron for Head Coach Kevin Pollock... Consensus three-star prospect...Three-sport standout playing multiple positions in football along with earning letters playing basketball and sprinting for the track team...Earned 2019 Ohio Prep Sportswriters Association Division III All-Ohio special mention accolades and OPSWA First-Team All-Northeast Inland District after rushing for 1,337 yards and 21 scores as a senior...finished his junior campaign with 27 overall touchdowns, 23 rushing, three kickoff return and one receiving...Totaled 1,512 yards rushing on 243 carries...His kickoff return scores went for 91, 93 and 99 yards, respectively.



Noah
SEWELL

44

Ht: 6-2

DOB: 4/26/02

Bears Season: Rookie

Acquired: D5a-23

Wt: 246

College: Oregon

NFL Season: Rookie

LINEBACKER

PRO CAREER: Drafted by the Chicago Bears in the fifth round (No. 148 overall) in the 2023 NFL Draft.

TRANSACTIONS:

04/29/2023: Drafted by the Bears in the 5th Round (No. 148 overall)

COLLEGE: Finished three-year career with 215 tackles, 19.5 TFLs, 7.5 sacks, two interceptions and three forced fumbles ... First Oregon player to be named a finalist for the Polynesian College Football Player of the Year Award multiple times, and UO's first two-time semifinalist for the Butkus Award ... Third on the team with 56 total tackles (24 solo) while adding 5.5 tackles for loss, 1.5 sacks, four pass breakups, an interception and a fumble return ... Rushed for a touchdown in collegiate debut on offense in Oregon's win at Colorado ... Earned a 71.4 overall defensive grade from Pro Football Focus ... at Washington State (Sept. 24): Career-high 2.5 TFLs with a sack while making a season-high nine total tackles ... vs. Stanford (Oct. 1): First career fumble recovery, returning it 21 yards to set up an Oregon touchdown ... Five total tackles ... at California (Oct. 29): Seven total tackles, four solo ... at Colorado (Nov. 5): Rushed for a one-yard touchdown, becoming the first full-time Oregon defensive player since at least 1996 to record a rushing TD ... vs. No. 25 Washington (Nov. 12): Made four tackles and assisted on a tackle for loss ... vs. No. 10 Utah (Nov. 19): Impressed with eight tackles (four solo), two TFLs and first interception of the season ... at No. 21 Oregon State (Nov. 26): Finished with five tackles and assisted on a sack in final game as a Duck.

PERSONAL: Attended Orem High School ... Five-star prospect by Rivals and 247Sports ... Finished No. 13 overall in the 247Sports composite ranking ... The fifth-highest ranked recruit all-time at Oregon according to 247Sports ... Consensus No. 1 player in Utah and top-3 inside linebacker in the nation by ESPN, Rivals and 247Sports ... Ranked the No. 10 overall prospect by Rivals and No. 19 by 247Sports as the No. 2 inside linebacker by both outlets ... Consensus top-30 player nationally ... Ranked No. 27 in the ESPN300 ... Named first-team All-USA Defense by *USA Today* ... Named to 2019 first-team MaxPreps high school football All-American Team ... Named "Mr. Football" for Utah by *The Deseret News* ... One of 15 Butkus Award semifinalists ... A finalist for the 2019 Polynesian High School Player of the Year ... Named to the *Prepstar* Top 150 Dream Team at No. 17 overall ... Named the Alpha Dog by 247Sports in the 2020 All-American Bowl ... Played in the 2020 Polynesian Bowl ... Finished four-year career with 224 tackles (116 solo), 29.0 tackles for loss, 8.5 sacks, five interceptions and five forced fumbles ... Nine double-digit tackle games during career ... Rushed for 2,316 yards and 40 TDs on 263 carries ... Had 11 career 100-yard rushing games and passed for over 100 yards twice ... Named 2019 Utah Valley Football Player of the Year.



Terrell
SMITH

32

Ht: 6-1

DOB: 7/27/99

Bears Season: Rookie

Acquired: D5b-23

Wt: 204

College: Minnesota

NFL Season: Rookie

DEFENSIVE BACK

PRO CAREER: Drafted by the Chicago Bears in the 5th Round (No. 164 overall) of the 2023 NFL Draft.

TRANSACTIONS:

04/29/2023: Drafted by the Chicago Bears

COLLEGE: Started all 13 games as a senior...Made 38 tackles (34 solo) and had 4.5 tackles for loss and two sacks. broke up five passes, had two interceptions and forced one fumble...Started the first seven games of the season...Played in 10 games, but missed time at the end of the season with an injury...Made 16 tackles, broke up two passes, made one interception and recovered one fumble in 2021...Played in five games and made three tackles during his junior season...As a sophomore, played in nine games...Recorded nine tackles (seven solo) and broke up one pass...Played in 11 games and started nine as a freshman...Recorded 43 tackles (34 solo), broke up eight passes and made one interception.

PERSONAL:

Attended South Gwinnett High School in Snellville, Ga. ... As a senior, recorded 10 catches for 352 yards on offense and picked up two interceptions on defense on his way to earning All-Region honors...Named First-Team All-Region in 2017...Finalist for the Under Armour All-American Game...Also lettered in track and field...Ran a 20.84 in the 200 meter dash (fifth best time in the country) in the GHSA Region 8-AAAAAAA meet...Won the Georgia State Championship in the 100m (10.39) as a junior and the 200m (21.26) as a sophomore...His personal record in the 100m is 10.32 and in the 200m is 20.84, which makes him the fastest Big Ten corner commit since 2010...Coached by Steve Davenport...Four-star recruit by ESPN, No. 54 ranked corner by 247Sports and the No. 41 recruit in Georgia by ESPN...Son of Kevin and Maureen Smith, has one sister (Sashana).



Tyrique
STEVENSON

29

Ht: 6-0

DOB: 5/26/00

Bears Season: Rookie

Acquired: D2b-23

Wt: 214

College: Miami (FL)

NFL Season: Rookie

DEFENSIVE BACK

PRO CAREER: Drafted by the Chicago Bears in the 2nd Round (No. 56 overall) of the 2023 NFL Draft.

TRANSACTIONS:

04/28/2023: Drafted by the Chicago Bears in the 2nd Round (No. 56 overall) of the 2023 NFL Draft.

COLLEGE: Stevenson appeared in 22 games for the Hurricanes, making 20 starts in two seasons after transferring from Georgia. For the Bulldogs, Stevenson played in 24 games and made five starts in two seasons. In his junior and senior seasons in Miami, Stevenson totaled 68 tackles, 4.0 tackles-for-loss, 14 passes defended and three interceptions. In 2021, he was honorable mention All-ACC. As a freshman and sophomore at Georgia, he combined for 47 tackles, two TFLs and five passes defended.



Kendall
WILLIAMSON

36

Ht: 6-0

DOB: 8/24/00

Acquired: D7b-23

Wt: 203

College: Stanford

NFL Season: Rookie

DEFENSIVE BACK


PRO CAREER: Drafted by the Chicago Bears in the 7th Round (No. 258) of the 2023 NFL Draft.

TRANSACTIONS:

04/23/2023: Drafted by the Chicago Bears

COLLEGE: As a fifth-year senior in 2022, Williamson started all 12 games for the Cardinal and finished the season with 50 total tackles, three pass breakups, one forced fumble, one quarterback hurry, and his first career interception. Williamson also had a strong showing in 2021, recording 66 tackles (44 solo), seven pass breakups, 3.5 tackles for loss, one sack, and a forced fumble.

PERSONAL: Prepped at Brookwood (Ga.) under head coach Phillips Jones ... Four-star recruit by Rivals, 247Sports and PrepStar ... Nation's 261st-best recruit by PrepStar, 342nd by 247Sports ... Nation's 26th-best cornerback by PrepStar, 32nd by 247Sports, 34th by Rivals, 89th by ESPN ... Georgia's 25th-best recruit by PrepStar, 31st by 247Sports, 35th by Rivals, 105th by ESPN ... 94 tackles, four interceptions (two returned for touchdowns), six pass breakups as a senior ... Team captain ... 2017 Georgia Sports Writers Association all-state second team ... Also competed in track ... 4.0 grade-point average ... 2016 all-state academic ... Georgia Certificate of Merit Scholar ... Three-time Brookwood Scholar Athlete.



Darnell
WRIGHT

58

Ht: 6-6

DOB: 8/10/01

Bears Season: Rookie

Acquired: D1-23

Wt: 335

College: Tennessee

NFL Season: Rookie

OFFENSIVE LINEMAN

PRO CAREER: Drafted by the Bears in the 1st Round (No. 10 overall) of the 2023 NFL Draft.

TRANSACTIONS:

04/27/23: Drafted by the Bears in the 1st Round (No. 10 overall) of the 2023 NFL Draft.

COLLEGE: Competed in 47 games (42 starts) - 27 at right tackle, two at right guard and 13 at left tackle. In four seasons, Wright played 2,746 offensive snaps ... Wright earned first-team All-SEC honors in 2022 after dominating at right tackle for the Vols. Wright concluded his career in Knoxville without allowing a sack for 19 consecutive games. He also was selected as a semifinalist for the Rotary Lombardi Award and was a two-time SEC Offensive Lineman of the Week during the 2022 season ... Started all 13 games at right tackle and tied for the team lead in offensive snaps played with 895 during his senior season ... The only SEC offensive lineman with more than 850 snaps played and an efficiency of over 99.1 in 2022.

PERSONAL: Was a five-star recruit and one of the nation's Top-10 prospects coming out of Huntington High School in West Virginia ... Majored in communication studies at the University of Tennessee ... Son of Kimberly Adams.



Tyson
BAGENT
(bay-jent)

17

Ht: 6-3

DOB: 6/8/00

Bears Season: Rookie

Acquired: UDFA-23

Wt: 213

College: Shepherd

NFL Season: Rookie

QUARTERBACK


PRO CAREER: Signed by the Chicago Bears as an undrafted free agent out of Shepherd University in May 2023.

TRANSACTIONS:

05/06/2023: Signed/UDFA with the Bears

COLLEGE: During his senior season in 2022, appeared an started in all 15 games ... gained first team All-PSAC East and PSAC East Offensive Player of the Year honors as he completed 400-of-572 passes for 4,580 yards and 41 touchdowns ... ranked second nationally in points responsible for (276), passing yards (4,580), passing touchdowns (41), and completion percentage (.699) ... he ranked third in completions per game (26.67) and sixth in total offense (310.1) ... a six-time PSAC East Offensive Athlete of the Week honoree ... is the all-time leader for all NCAA divisions in career touchdown passes with 159 ... named a first team D2CCA All-Region selection and the D2CCA Super Region One Offensive Player of the Year ... a first team AFCA Division II Coaches' All-American choice ... garnered second team All-American honors from D2CCA, Associated Press, D2Football.com Elite 100, and Don Hansen ... set numerous NCAA II career passing marks ... completed 17-of-22 passes for 138 yards as Shepherd's first participant in the Senior Bowl (2-4-23) ... his 17 completions and .772 completion percentage were the best among the Senior Bowl quarterbacks.

PERSONAL: A 2018 graduate of Martinsburg High School where he played football for Dave Walker ... Lettered in football and basketball ... led the Bulldogs to a pair of state football championships ... passed for 7,800 yards and 112 touchdowns.



Micah
BASKERVILLE

47

Ht: 6-0

DOB: 10/19/99

Bears Season: Rookie

Acquired: UDFA-23

Wt: 224

College: LSU

NFL Season: Rookie

LINEBACKER

PRO CAREER: Signed by the Chicago Bears as an undrafted free agent out of LSU in May 2023.

TRANSACTIONS:

04/29/2023: Signed/UDFA with the Bears

COLLEGE: Appeared in 54 games, starting 30 times at linebacker ... Finished career with 260 tackles, 22.5 tackles for loss, and 4.0 sacks ... Led LSU in tackles as a fifth-year senior in 2022 with 89 ... Member of LSU's 2019 national championship team.

PERSONAL: A four-year starter for Evangel Christian Academy ... Led team in tackles as a senior ... Helped his team reach the Division I state semifinals in 2017 ... Ended his senior campaign with 80 tackles and four sacks, which garnered him a bid to the 2018 U.S. Army All-American Bowl ... A four-star prospect per 247Sports and Rivals ... Three-star recruit by Scout and ESPN ... Ranked as the top inside linebacker in the state of Louisiana and No. 6 in the nation by 247Sports ... Ranked No. 138 overall by 247Sports ... Notched the 46th spot on the 2018 top outside linebacker list by ESPN ... Claimed the 24th ranking in the 2018 Louisiana Top-55 list and the No. 240 spot in the 2018 prospect ranking list on Rivals ... Earned a spot showcasing his athletic abilities in Nike's The Opening Finals in Oregon ... Coached by former LSU standout Byron Dawson, who played defensive tackle for the Tigers from 1999-2002.



Robert
BURNS

45

Ht: 5-11

DOB: 9/25/98

Bears Season: Rookie

Acquired: UDFA-23

Wt: 222

College: Connecticut

NFL Season: Rookie

FULLBACK

PRO CAREER: Signed by the Chicago Bears as an undrafted free agent out of the University of Connecticut in May 2023.

TRANSACTIONS:

05/06/2023: Signed/UDFA with the Bears

COLLEGE: Played for the University of Miami (Fla.) for 2018-20 before transferring to UConn for graduate school ... With the Huskies in 2022, Burns played in ten games, totaling 12 carries for 45 yards, one reception for four yards, and returned three kicks for 58 yards... Best game came against Purdue rushing for 35 yards on 6 carries with one reception for four yards (9/11).

PERSONAL: Founder and owner of Roberto's Donuts and is also the COO and co-founder of Second Spoon, which is a non-profit organization that provides excess food from college dining halls to those in need .. Played at Gulliver Prep in Pinecrest, Fla. for head coach Earl Sims... Selected to play in the 2017 Under Armour All-America Game... rushed for over 1,200 yards in high school and 15 career rushing touchdowns ... Rated as 4-star prospect and the No. 11 ranked running back overall by ESPN ... Rated as the #108 prospect nationwide in the ESPN 30.



Macon
CLARK

25

Ht: 5-11

DOB: 7/21/99

Bears Season: Rookie

Acquired: UDFA-23

Wt: 203

College: Tulane

NFL Season: Rookie

DEFENSIVE BACK

PRO CAREER: Signed by the Chicago Bears as an undrafted free agent out of Tulane University in May 2023.

TRANSACTIONS:

05/06/2023: Signed/UDFA with the Bears

COLLEGE: As a senior, started in all 12 games for the Green Wave... Was the team-leading tackler with a total of 74 on the season... Named Phil Steele All-American Athletic Conference Third Team... Averaged 6.1 tackles per game and picked off four passes for a total of 78 yards this season, ranking third in the AAC... Opened the season with five tackles, 1.0 tackles for a loss of four yards and an interception at Oklahoma (Sept. 4)... Had a career-high 12 tackles on the road at Ole Miss (Sept. 18)... Made 10 tackles, 2.0 tackles for a loss of 14 yards and 1.0 sacks for a loss of 12 yards at home versus Houston (Oct. 7)... Grabbed his second interception of the year versus Cincinnati (Oct. 30)... Had a team-high nine tackles and one interception versus Tulsa (Nov. 13)... Accumulated six tackles, 1.0 tackles for a loss of two yards and grabbed one interception versus USF (Nov. 19)... Finished the season with six tackles and 1.0 tackles for a loss of four yards at Memphis (Nov. 27).

PERSONAL: Was a three-year letterwinner at Destrehan High School in Destrehan, La....Rated a three-star prospect by 247Sports.com...Earned Louisiana Class 5A All-State First Team honors by the Louisiana Sportswriters Association and the Louisiana Football Coaches Association..Also earned Class 5A Composite All-State honors by the LFCA...Named First Team All-District MVP...Has one younger brother and one younger sister...Studied Health & Wellness at Tulane.



Aron
CRUICKSHANK

84

Ht: 5-9

DOB: 9/7/00

Bears Season: Rookie

Acquired: UDFA-23

Wt: 165

College: Rutgers

NFL Season: Rookie

WIDE RECEIVER

PRO CAREER: Signed by the Chicago Bears as an undrafted free agent out of Rutgers University in May 2023.

TRANSACTIONS:

05/06/2023: Signed/UDFA with the Bears

COLLEGE: Played for the University of Wisconsin from 2018-19 before transferring to Rutgers in 2020 ... As a senior in 2022, played in all 12 games with 10 starts at wide receiver ... voted Third Team All-Big Ten (11/29) as a return specialist by the coaches and *Phil Steele* (12/16), honorable mention by the media ... also claimed a spot on the All-ECAC Special Teams (12/22) ... named to the Comeback Player of the Year Award watch list (10/12) ... led the team with 913 all-purpose yards (385 receiving, 370 kickoff return, 115 rushing, 43 punt return) ... ends career with 4,042 all-purpose yards ... ranked fifth in the Big Ten with 20.6 yards per kickoff return on 18 attempts ... ranks sixth in Rutgers history with 1,357 career kickoff return yards ... first on the offense with 42 receptions ... had five games with at least five catches ... scored three touchdowns (two receiving, one rushing).

PERSONAL: Played for head coach Danny Landberg at Erasmus Hall ... a four-star recruit by *ESPN* ... three-star recruit by *247Sports* and *Rivals* ... helped lead team to the New York City PSAL championship game in back-to-back seasons, winning the title as a junior ... named all-city as a junior ... finished with 24 touchdowns and 1,009 rushing yards as a junior ... also competed in track and field ... four-year academic honor roll student.



Jalen
HARRIS

59

Ht: 6-4

DOB: 2/26/99

Bears Season: Rookie

Acquired: UDFA-23

Wt: 257

College: Arizona

NFL Season: Rookie

DEFENSIVE LINEMAN

PRO CAREER: Signed by the Chicago Bears as an undrafted free agent out of the University of Arizona in May 2023.

TRANSACTIONS:

05/06/2023: Signed/UDFA with the Bears

COLLEGE: Finished his career at the University of Arizona with 171 total tackles, 26 tackles for loss, 14 sacks, 11 pass deflections, and three forced fumbles ... As a senior, started all 12 games at defensive end, matching a career high... Made a career-high 51 tackles including a career-high 7.5 tackles for loss... Tied a career-high 3.5 sacks for a loss of 23 yards... Forced one fumble... Deflected three passes... Recorded season-high eight tackles with 1.0 sack for a loss of six yards against San Diego State on 9/3... Recorded six tackles on three occasions including in the 38-35 win over Arizona State to take the Territorial Cup back for the first time in five years... Recorded a season-high 2.0 tackles for loss including 1.0 sack and a forced fumble.

PERSONAL: Graduated in 2017 from Desert Ridge High School in Mesa...Rated as a three-star prospect by Scout.com, Rivals.com and 247 Sports...Rated as the sixth-best player in Arizona by 247 Sports...Two-time team most valuable player...Team captain in 2016...Two-Time All-State honoree...Collected 9.5 sacks as a senior...Holds school all-time record with 30 sacks...Second-Team All-Region basketball player as a shooting guard ... Son of Sean and Cha-Ron Harris...Father played at Arizona from 1991-94, serving as a team captain in 1994, before playing seven seasons in the NFL with the Chicago Bears and Indianapolis Colts...Mom played basketball at Arizona from 1996-98...Has one brother, Jason, and one sister, Kayla...Majored in Criminal Justice Studies.



Robert
HASKINS

71

Ht: 6-5

DOB: 11/15/98

Bears Season: Rookie

Acquired: UDFA-23

Wt: 297

College: USC

NFL Season: Rookie

OFFENSIVE LINEMAN


PRO CAREER: Signed by the Chicago Bears as an undrafted free agent out of the University of Southern California in May 2023.

TRANSACTIONS:

05/06/2023: Signed/UDFA with the Bears

COLLEGE: In his 4-year (2018-21) career as an offensive tackle at Virginia, he played in 45 games (with 20 starts) ... Transferred to USC in 2022 as a redshirt senior ... As a senior at Virginia in 2021, He started 7 games (and appeared in 10 games) at left tackle as a 2021 senior at Virginia, winning All-ACC honorable mention as well as ACC Offensive Lineman of the Week honors for his performance against Duke.

PERSONAL: He made the New Jersey Mid-Atlantic Prep League All-Star team and All-League first team as a 2017 senior offensive tackle and defensive end at the Hun School in Princeton (N.J.) ... He spent his first 3 years of high school at Fairfield (Ct.) Prep, where he also played tight end ... He also played basketball at Fairfield Prep, helping the team to the 2015 state championship ... Was working on his master's degree in gerontology at USC.



Gabriel
HOUY
79

Ht: 6-6
DOB: 2/8/99
Bears Season: Rookie
Acquired: UDFA-23

Wt: 306
College: Pittsburgh
NFL Season: Rookie

OFFENSIVE LINEMAN

PRO CAREER: Signed by the Chicago Bears as an undrafted free agent out of Pittsburgh in May 2023.

TRANSACTIONS:

05/06/2023: Signed/UDFA with the Bears

COLLEGE: Played in 48 games for the Panthers throughout five seasons ... In 2022 he was limited to eight games and five starts due to injury ... In 2021 he played in 13 games, starting in 12 made nine starts at right guard ... All-ACC (third team) ... Instrumental up front for an offense that averaged a school-record 41.4 points and 486.6 yards per game.

PERSONAL: Attended Upper St. Clair for high school ... Rated one of the top two guard prospects in Pennsylvania by Scout...named to the *Pennsylvania Football News* 2016 #TeamPA, which recognized the best players in the state regardless of school classification...*Pennsylvania Football News* All-Class 5A (first team)...*Pittsburgh Post-Gazette* "Fabulous 22"...All-Allegheny Nine...*The Almanac* All-Star Team...a three-year starter on Upper St. Clair's offensive line...also started at defensive tackle as a senior and helped anchor a unit that allowed just 14.6 points per game...collected 30 tackles on defense...rated the No. 18 overall prospect in Pennsylvania by ESPN, No. 20 by Rivals, No. 21 by Scout and No. 23 by 247Sports...played under Coach Jim Render...an all-conference performer in basketball...High Honor Roll student ... Son of Dr. Jeff and Lori Houy...has two brothers...mother is a reporter for Pittsburgh's WPXI-TV...earned his bachelor's degree in administration of justice and is pursuing a second major in communication.



D'Anthony
JONES

63

Ht: 6-2

DOB: 1/1/00

Bears Season: Rookie

Acquired: UDFA-23

Wt: 270

College: Houston

NFL Season: Rookie

DEFENSIVE LINEMAN


PRO CAREER: Signed by the Chicago Bears as an undrafted free agent out of Houston in May 2023.

TRANSACTIONS:

05/06/2023: Signed/UDFA with the Bears

COLLEGE: Transferred to Houston in 2020 after spending two seasons at Long Beach (Calif.) City College ... Ranked as No. 6 JUCO OLB prospect and No. 99 overall in 247Sport's JUCO rankings ... Played in 27 games with the Cougars, logging 61 tackles, 14.5 sacks and eight FF across three seasons.

PERSONAL: Played at Leuzinger High School ... Originally from Lawndale, Calif.



Josh
LUGG

63

Ht: 6-6

DOB: 1/1/00

Bears Season: Rookie

Acquired: UDFA-23

Wt: 316

College: Notre Dame

NFL Season: Rookie

OFFENSIVE LINEMAN

PRO CAREER: Signed by the Chicago Bears as an undrafted free agent out of the University of Notre Dame in May 2023.

TRANSACTIONS:

05/06/2023: Signed/UDFA with the Bears

COLLEGE: Spent the 2017-22 seasons with Notre Dame ... In his second season as a graduate student in 2022, he started and played in all 13 games at right guard on the Irish offensive line. Helped the Irish average 4.6 yards per carry during the 2022 season, racking up 2,457 total rushing yards ... Awarded the 2022 Notre Dame Inaugural Father Ted Man of the Year and the 2022 National Football Foundation Hampshire Honor Society.

PERSONAL: Attended North Allegheny Senior High ... Led North Allegheny to a 9-3 record as a senior in 2016 ... Helped the North Allegheny offense average 34.9 points/game ... Paved the way for a rushing attack that racked up 3,303 yards and 50 TDs.



Andre
SZMYT

37

Ht: 6-0

DOB: 9/26/98

Bears Season: Rookie

Acquired: UDFA-23

Wt: 200

College: Syracuse

NFL Season: Rookie

KICKER

PRO CAREER: Signed by the Chicago Bears as an undrafted free agent out of Syracuse University in May 2023.

TRANSACTIONS:

05/06/2023: Signed/UDFA with the Bears

COLLEGE: Record-setting kicker who burst onto the scene as a redshirt freshman, winning the 2018 Lou Groza Award and earning unanimous All-America honors ... Syracuse's all-time leader in points (454) and ranks 13th in FBS history and fourth in ACC history in scoring ... 85 career made field goals ranks sixth in FBS history and is the Syracuse school record ... Has the top (30, 2018) and is also tied for the second best (20, 2022) field goals made mark in school history ... Most accurate kicker in program history, converting on 81-percent of his career field goals ... Made 57-of-62 kicks inside of 40 yards (.919) ... Has the most made PATs in school history (199) ... Two-time All-ACC and All-ECAC selection ... Four-time nominee for the Burlsworth Trophy as the top college football player who began his career as a walk-on ... Szmyt's 1.42 field goals per contest is the top mark in school history ... Made five field goals over 50 yards in his career which ties for second on the Orange's all-time index ... Has made multiple field goals in 26 out of 60 games ... Joined the Orange at the start of 2017 fall camp as a walk-on and redshirted ... Placed on scholarship six games into the 2018 season ... 60 games played ties the program record for any Orange player.

PERSONAL: Attended Vernon Hills High School ... Placekicker and punter for head coach Bill Bellecomo ... Rated four stars by Kohl's Kicking ... 2016 IHSA All-State Honorable Mention choice ... Connected on 9-of-12 (.750) field goals, including a school-record 48-yarder, to help the Cougars to an 11-4 record as a senior ... Attended the 2016 Kohl's Kicking Midwest Winter Showcase ... Also played soccer ... Earned a bachelor's degree in psychology and a Master's degree in instructional design, development and evaluation.



Bralen
TRAHAN

45

Ht: 5-11

DOB: 11/21/98

Bears Season: Rookie

Acquired: UDFA-23

Wt: 196

College: Louisiana-Lafayette

NFL Season: Rookie

DEFENSIVE BACK

PRO CAREER: Signed by the Chicago Bears as an undrafted free agent out of the University of Louisiana in May 2023.

TRANSACTIONS:

05/06/2023: Signed/UDFA with the Bears

COLLEGE: Competed in 67 games for the Ragin Cajuns, totaling 213 tackles (114 solo), along with 13 interceptions, 29 PDs, two forced fumbles, two fumble recoveries and six TFL for a loss of 16 yards and one touchdown.

PERSONAL: A first-team Class 5A All-State selection as a defensive back...Helped lead Acadiana High School to a 10-4 record and a berth in the Class 5A state playoffs...Rated as a two-star prospect by Scout.com, 247Sports.com and Rivals.com...Earned All-District 3-5A honors...A do-it-all player for the Wreckin' Rams, had a breakout game in the Regional round of the Class 5A playoffs at No. 3-seeded Ponchatoula, rushing for two touchdowns and returning an interception for a score...Earned MVP honors at the I-10 Bowl All-Star Game, where he picked off two passes and returned a fumble for a touchdown...Named the Daily Advertiser All-Acadiana Special Teams Most Valuable Player.



YEAR IN
REVIEW

**2022 REGULAR SEASON CHICAGO BEARS DEFENSIVE STATS
(THROUGH WEEK 18)**

POS.	PLAYER	TKL.	AST.	TOTAL	TFL	SACKS/YDS.	PR	FR	FF	INT./YDS.	PD
LB	N. Morrow	83	33	116	11	0.0/0.0	0	0	0	1/5	2
S	J. Brisker	73	30	103	5	4.0/27.0	4	1	1	1/6	2
LB	R. Smith	52	31	83	4	2.5/14.5	3	0	0	2/22	3
PR	E. Jackson	59	21	80	1	0.0/0.0	0	0	2	4/44	6
CB	K. Gordon	55	16	71	2	0.0/0.0	0	1	1	3/78	6
LB	J. Sanborn	47	12	59	5	2.0/8.0	3	0	0	0/0	0
LB	J. Thomas	33	24	57	4	1.0/6.0	1	1	0	0/0	2
DT	J. Jones	28	24	52	12	3.0/22.0	7	1	0	0/0	4
CB	J. Jones	29	11	40	0	0.0/0.0	0	0	0	0/0	2
S	D. Houston-Carson	22	14	36	2	0.0/0.0	1	0	0	1/18	1
CB	J. Johnson	28	7	35	1	0.0/0.0	0	1	1	0/0	7
DT	A. Watts	18	17	35	4	1.0/7.0	2	0	0	0/0	0
CB	K. Vildor	21	13	34	2	0.0/0.0	0	0	0	1/18	5
DE	T. Gipson	17	14	31	4	3.0/21.0	11	0	0	0/0	3
DE	D. Robinson	19	11	30	2	1.5/7.5	2	0	0	0/0	2
DE	A. Muhammad	15	14	29	1	1.0/0.0	3	0	1	0/0	0
DT	M. Pennel Jr.	16	10	26	2	0.0/0.0	2	1	1	0/0	1
LB	M. Adams	14	8	22	2	0.0/0.0	0	0	1	0/0	0
DT	A. Blackson	10	12	22	1	0.0/0.0	1	0	0	0/0	1
S	E. Hicks	10	11	21	0	0.0/0.0	0	1	1	0/0	0
CB	H. Hand	9	3	12	0	0.0/0.0	0	0	1	0/0	1
CB	J. Blackwell	8	4	12	0	0.0/0.0	0	0	0	0/0	0
DE	R. Quinn	6	2	8	2	1.0/11.0	3	0	0	0/0	0
	G. Stroman Jr.	4	4	8	0	0.0/0.0	0	0	0	1/10	1
DE	K. Jonathan	1	3	4	0	0.0/0.0	0	0	0	0/0	0
DE	T. Charlton	1	2	3	0	0.0/0.0	0	0	0	0/0	0
DT	J. Holmes	1	2	3	0	0.0/0.0	0	0	0	0/0	0
S	A. Thomas	2	0	2	0	0.0/0.0	0	0	0	0/0	0
DT	A. Brown	1	0	1	0	0.0/0.0	0	0	0	0/0	0
LB	D. Gates	0	1	1	0	0.0/0.0	0	0	0	0/0	0
	BEARS TOTALS	682	354	1,036	67	20.0/124.0	43	7	10	14/201	49
	OPP. TOTALS	646	360	1,006	96	57.0/379.0	90	9	17	15/93	57

Ast=Assist, TFL=Tackle for a Loss, PR=Pressures, Int.=Interception, FR=Fumble Recovery, FF=Forced Fumble, PD=Pass Defense

2022 BEARS SPECIAL TEAMS					DEFENSIVE STATS BY RANK									
POS.	PLAYER	TKL.	AST.	COMB.	SACKS		INTERCEPTIONS		TACKLES FOR LOSS		PASSES DEFENSED		PRESSURES	
					PLAYER	NO.	PLAYER	NO.	PLAYER	NO.	PLAYER	NO.	PLAYER	NO.
CB	Blackwell, Josh	8	3	11	J. Brisker	4.0	E. Jackson	4	J. Jones	12	J. Johnson	7	T. Gipson	11
S	Houston-Carson, DeAndre	4	5	9	T. Gipson	3.0	K. Gordon	3	N. Morrow	11	K. Gordon	6	J. Jones	7
S	Hicks, Elijah	5	2	7	J. Jones	3.0	R. Smith	2	J. Brisker	5	E. Jackson	6	J. Brisker	4
CB	Jones, Jaylon	4	3	7	R. Smith	2.5	J. Brisker	1	J. Sanborn	5	K. Vildor	5	A. Muhammad	3
LB	Sanborn, Jack	3	2	5	J. Sanborn	2.0	D. Houston-Carson	1	T. Gipson	4	J. Jones	4	R. Quinn	3
FB	Blasingame, Khari	4	0	4	D. Robinson	1.5	N. Morrow	1	R. Smith	4	T. Gipson	3	J. Sanborn	3
LB	Adams, Matthew	3	1	4	A. Muhammad	1.0	G. Stroman Jr.	1	J. Thomas	4	R. Smith	3	R. Smith	3
TE	Griffin, Ryan	3	1	4	R. Quinn	1.0	K. Vildor	1	A. Watts	4	J. Brisker	2	M. Pennel Jr.	2
LB	Weatherford, Sterling	3	1	4	J. Thomas	1.0			M. Adams	2	J. Jones	2	D. Robinson	2
LB	Thomas, Joe	2	2	4	A. Watts	1.0			K. Gordon	2	N. Morrow	2	A. Watts	2
LS	Scales, Patrick	1	3	4					D. Houston-Carson	2	D. Robinson	2	A. Blackson	1
RB/KR	Ebner, Trestan	3	0	3					M. Pennel Jr.	2	J. Thomas	2	D. Houston-Carson	1
RB	Herbert, Khalil	3	0	3					R. Quinn	2	A. Blackson	1	J. Thomas	1
LB	Lee, Elijah	2	0	2					D. Robinson	2	H. Hand	1		
S	Thomas, A.J.	1	1	2					K. Vildor	2	D. Houston-Carson	1		
RB	Evans, Darrynton	1	0	1					A. Blackson	1	M. Pennel Jr.	1		
TE	Wesco, Trevon	1	0	1					E. Jackson	1	G. Stroman Jr.	1		
S	Cruikshank, Dane	0	1	1					J. Johnson	1				
WR/KR/PR	Jones Jr., Velus	0	1	1					A. Muhammad	1				
	TOTALS	51	26	77										

BEARS 2022 REGULAR SEASON SCORING DRIVES											
DATE	OPPONENT	ACQUIRED	DRIVE START	PLAYS	YARDS	Q	TIME	FIRST DOWNS	SCORING PLAY	CHI	OPP
09/11	San Francisco	Kickoff	CHI 28	5	72	Q3	2:50	2	D. Pettis: 51-yard pass from J. Fields	7	10
		Punt	CHI 16	10	84	Q3	3:52	5	Q4: E. St. Brown: 18-yard pass from J. Fields	13	10
		Interception	SF 21	5	21	Q4	2:21	3	K. Herbert: 3-yard run	19	10
09/18	at Green Bay	Kickoff	CHI 29	7	71	Q1	3:56	4	J. Fields: 3-yard run	7	3
		Fumble	CHI 31	7	43	Q3	4:02	2	C. Santos: 44-yard FG	10	24
09/25	Houston	Kickoff	CHI 25	9	45	Q1	3:38	2	C. Santos: 47-yard FG	3	0
		Punt	CHI 19	6	81	Q1	3:16	4	K. Herbert: 11-yard run	10	0
		Kickoff	CHI 18	12	50	Q2	5:44	3	C. Santos: 50-yard FG	13	14
		Kickoff	CHI 25	5	75	Q3	3:00	3	K. Herbert: 1-yard run	20	17
		Interception	HOU 12	4	0	Q4	1:05	0	C. Santos: 30-yard FG	23	20
10/02	at N.Y. Giants	Punt	CHI 24	10	65	Q1	5:17	4	M. Badgley: 29-yard FG	3	0
		Kickoff	CHI 19	6	77	Q1	3:36	2	M. Badgley: 32-yard FG	6	7
		Fumble	NYG 35	7	13	Q2	2:04	1	M. Badgley: 40-yard FG	9	14
		Kickoff	CHI 25	9	58	Q3	3:58	3	M. Badgley: 35-yard FG	12	14
10/09	at Minnesota	Kickoff	CHI 25	6	44	Q1	2:09	2	C. Santos: 50-yard FG	3	7
		Punt	50 yard	4	50	Q2	0:46	2	D. Montgomery: 9-yard run	10	21
		Kickoff	line	8	67	Q3	4:36	4	V. Jones Jr.: 9-yard pass from J. Fields	16	21
		Missed FG	CHI 33	11	34	Q3	6:29	2	C. Santos: 43-yard FG	19	21
		Interception	CHI 41	7	19	Q4	3:18	1	C. Santos: 51-yard FG	22	21
			CHI 48								
10/13	Washington	Punt	CHI 6	9	94	Q3	3:57	4	D. Pettis: 40-yard pass from J. Fields	7	3
10/24	at New England	Punt	CHI 34	8	42	Q1	3:52	2	C. Santos: 42-yard FG	3	0
		Kickoff	CHI 44	7	56	Q1	4:18	4	J. Fields: 3-yard run	10	0
		Kickoff	CHI 25	9	75	Q2	4:10	5	K. Herbert: 25-yard pass from J. Fields	17	14
		Fumble	NE 37	7	32	Q2	1:32	3	C. Santos: 23-yard FG	20	14
		Kickoff	CHI 24	10	56	Q3	5:13	3	C. Santos: 38-yard FG	23	14
		Punt	CHI 22	10	46	Q3	4:27	2	C. Santos: 50-yard FG	26	14
			NE 39	8	39	Q3	4:48	3	Q4: D. Montgomery: 1-yard run	33	14
10/30	at Dallas	Kickoff	CHI 25	12	75	Q1	6:38	5	Q2: J. Fields: 3-yard run	7	14
		Kickoff	CHI 25	12	75	Q2	6:08	6	N. Harry: 17-yard pass from J. Fields	14	28
		Interception	DAL 24	4	6	Q2	0:28	0	C. Santos: 36-yard FG	17	28
		Punt	CHI 38	5	62	Q3	2:19	3	K. Herbert: 12-yard run	23	28
		Kickoff	CHI 25	13	75	Q3	6:20	5	Q4: C. Kmet: 10-yard pass from J. Fields	29	42
11/06	Miami	Kickoff	CHI 25	8	61	Q1	3:57	2	C. Santos: 32-yard FG	3	0
		Kickoff	CHI 25	15	75	Q1	7:41	6	Q2: C. Kmet: 18-yard pass from J. Fields	10	7
		Kickoff	CHI 25	12	75	Q2	6:32	5	D. Mooney: 16-yard pass from J. Fields	17	21
		Kickoff	CHI 34	3	66	Q3	1:27	1	J. Fields: 61-yard run	25	28
		Downs	CHI 35	10	65	Q3	5:24	5	Q4: C. Kmet: 4-yard pass from J. Fields	32	35
11/13	Detroit	Kickoff	CHI 25	8	60	Q1	4:21	3	C. Santos: 33-yard FG	3	0
		Kickoff	CHI 25	15	75	Q2	7:06	6	J. Fields: 1-yard run	10	10
		Punt	CHI 24	10	76	Q3	5:19	5	C. Kmet: 6-yard pass from J. Fields	17	10
		Punt	CHI 29	3	71	Q3	1:26	2	C. Kmet: 50-yard pass from J. Fields	24	10
		Kickoff	CHI 25	3	75	Q4	1:18	1	J. Fields: 67-yard run	30	24
11/20	at Atlanta	Kickoff	ATL 44	7	44	Q1	3:35	3	D. Mooney: 16-yard pass from J. Fields	7	7
		Punt	CHI 30	7	47	Q2	3:55	2	C. Santos: 41-yard FG	10	7
		Fumble	ATL 29	7	29	Q2	2:53	3	J. Fields: 4-yard run	17	7
		Kickoff	CHI 25	13	75	Q3	8:32	6	Q4: D. Montgomery: 2-yard run	24	24
11/27	at N.Y. Jets	Kickoff	CHI 25	9	71	Q1	4:13	2	C. Santos: 22-yard FG	3	7
		Punt	CHI 29	9	71	Q1	4:51	4	Q2: B. Pringle: 4-yard pass from T. Siemian	10	7
12/04	Green Bay	Kickoff	CHI 25	11	53	Q1	5:37	3	C. Santos: 40-yard FG	3	0
		Punt	CHI 30	5	70	Q1	2:39	2	J. Fields: 55-yard run	10	0
		Downs	CHI 37	2	63	Q2	0:57	2	D. Montgomery: 7-yard run	16	3
		Punt	CHI 28	12	62	Q3	8:01	3	C. Santos: 28-yard FG	19	10
12/18	Philadelphia	Kickoff	CHI 25	8	75	Q2	5:03	4	D. Montgomery: 9-yard run	6	3
		Fumble	PHI 15	3	15	Q3	1:22	1	D. Montgomery: 10-yard pass from J. Fields	13	17
		Kickoff	CHI 40	6	60	Q4	1:37	3	B. Pringle: 35-yard pass from J. Fields	20	25
12/24	Buffalo	Kickoff	CHI 36	8	64	Q1	5:19	4	D. Pettis: 6-yard pass from J. Fields	7	0
		Punt	BUF 38	8	19	Q2	4:32	1	C. Santos: 37-yard FG	10	6
		Interception	BUF 18	4	1	Q4	1:54	0	C. Santos: 35-yard FG	13	21
01/01	at Detroit	Kickoff	CHI 25	9	75	Q1	4:06	3	C. Kmet: 13-yard pass from J. Fields	7	0
		Kickoff	CHI 25	7	70	Q1	4:19	1	C. Santos: 23-yard FG	10	7
01/08	Minnesota	Kickoff	CHI 25	3	75	Q2	1:26	3	V. Jones Jr.: 42-yard run	6	16
		Kickoff	CHI 25	10	75	Q3	5:18	5	C. Kmet: 11-yard pass from N. Peterman	13	23
AVG				7.9	56.7		3:56	3.0			
TOTALS				487	3,515		244:47	185			

2022 REGULAR SEASON											
OFFENSE											
DATE	OPPONENT	WR	LT	LG	C	RG	RT	TE	WR	QB	RB
9/11	San Francisco	Dante Pettis/ Darnell Mooney/ Equanimeous St. Brown	<u>Braxton Jones</u>	Cody Whitehair	Sam Mustiphe r	Teven Jenkins	Larry Borom	Cole Kmet	--	Justin Fields	David Montgomery
9/18	at Green Bay	Darnell Mooney	<u>Braxton Jones</u>	Cody Whitehair	Sam Mustiphe r	Teven Jenkins	Larry Borom	Cole Kmet	Equanimeous St. Brown / Dante Pettis	Justin Fields	David Montgomery
9/25	Houston	Darnell Mooney/ Byron Pringle/ Equanimeous St. Brown	<u>Braxton Jones</u>	Cody Whitehair	Sam Mustiphe r	Lucas Patrick	Larry Borom	Cole Kmet	--	Justin Fields	David Montgomery
10/2	at N.Y. Giants	Darnell Mooney/ Equanimeous St. Brown	<u>Braxton Jones</u>	Cody Whitehair	Sam Mustiphe r	Lucas Patrick	Larry Borom	Cole Kmet/ Trevon Wesco	--	Justin Fields	Khail Herbert
10/9	at Minnesota	Darnell Mooney/ Equanimeous St. Brown	<u>Braxton Jones</u>	Lucas Patrick	Sam Mustiphe r	Teven Jenkins	Larry Borom	Cole Kmet	--	Justin Fields	David Montgomery / Khari Blasingame
10/13	Washington	Dante Pettis/ Darnell Mooney/ Equanimeous St. Brown	<u>Braxton Jones</u>	Lucas Patrick	Sam Mustiphe r	Teven Jenkins	Larry Borom	Cole Kmet	--	Justin Fields	David Montgomery
10/24	at New England	Darnell Mooney/ Equanimeous St. Brown	<u>Braxton Jones</u>	Michael Schofield II	Lucas Patrick	Teven Jenkins	Larry Borom	Cole Kmet	--	Justin Fields	David Montgomery / Khari Blasingame
10/30	at Dallas	Darnell Mooney/ Equanimeous St. Brown	<u>Braxton Jones</u>	Michael Schofield II	Sam Mustiphe r	Teven Jenkins	Riley Reiff	Cole Kmet	--	Justin Fields	David Montgomery / Khari Blasingame
11/6	Miami	Darnell Mooney/ Equanimeous St. Brown	<u>Braxton Jones</u>	Cody Whitehair	Sam Mustiphe r	Teven Jenkins	Riley Reiff	Cole Kmet	--	Justin Fields	David Montgomery / Khari Blasingame
11/13	Detroit	Darnell Mooney/ Equanimeous St. Brown	<u>Braxton Jones</u>	Cody Whitehair	Sam Mustiphe r	Michael Schofield II	Riley Reiff	Cole Kmet	--	Justin Fields	David Montgomery / Khari Blasingame
11/20	at Atlanta	Darnell Mooney/ Equanimeous St. Brown / Chase Claypool	<u>Braxton Jones</u>	Cody Whitehair	Sam Mustiphe r	Michael Schofield II	Riley Reiff	Cole Kmet	--	Justin Fields	David Montgomery
11/27	at N.Y. Jets	Darnell Mooney/ Equanimeous St. Brown / Chase Claypool	<u>Braxton Jones</u>	Cody Whitehair	Sam Mustiphe r	Teven Jenkins	Riley Reiff	Cole Kmet	--	Trevor Sieman	David Montgomery
12/4	Green Bay	Dante Pettis/ Equanimeous St. Brown / Chase Claypool	<u>Braxton Jones</u>	Cody Whitehair	Sam Mustiphe r	Teven Jenkins	Riley Reiff	Cole Kmet	--	Justin Fields	David Montgomery
12/18	Philadelphia	Dante Pettis/ Vehus Jones Jr./ Equanimeous St. Brown / Chase Claypool	<u>Braxton Jones</u>	Cody Whitehair	Sam Mustiphe r	Teven Jenkins	Riley Reiff	Cole Kmet	--	Justin Fields	David Montgomery
12/24	Buffalo	Dante Pettis/ Vehus Jones Jr./ Byron Pringle	<u>Braxton Jones</u>	Larry Borom	Sam Mustiphe r	Michael Schofield II	Riley Reiff	Cole Kmet	--	Justin Fields	David Montgomery
1/1	at Detroit	Dante Pettis/ Byron Pringle/ Equanimeous St. Brown	<u>Braxton Jones</u>	Cody Whitehair	Sam Mustiphe r	Teven Jenkins	Riley Reiff	Cole Kmet	--	Justin Fields	David Montgomery
1/8	Minnesota	Byron Pringle/ Equanimeous St. Brown	<u>Braxton Jones</u>	Cody Whitehair	Sam Mustiphe r	Larry Borom	Riley Reiff	Cole Kmet	--	Nathan Peterman	David Montgomery / Khari Blasingame

2022 REGULAR SEASON												
DEFENSE												
DATE	OPPONENT	DE	DT	DT	DE	LB	LB	CB	CB	CB	S	S
9/11	San Francisco	Robert Quinn	Justin Jones	Angelo Blackson	Al-Quadin Muhammad	Nicholas Morrow	Roquan Smith	Kindle Vildor	Jaylon Johnson	<u>Kyler Gordon</u>	<u>Jaquan Brisker</u>	Eddie Jackson
9/18	at Green Bay	Robert Quinn	Justin Jones	Angelo Blackson	Al-Quadin Muhammad	Nicholas Morrow	Roquan Smith	Kindle Vildor	Jaylon Johnson	<u>Kyler Gordon</u>	Eddie Jackson	<u>Jaquan Brisker</u>
9/25	Houston	Robert Quinn	Justin Jones	Armon Watts	Al-Quadin Muhammad	Nicholas Morrow	Roquan Smith / Joe Thomas	Kindle Vildor	--	<u>Kyler Gordon</u>	<u>Jaquan Brisker</u>	Eddie Jackson
10/2	at N.Y. Giants	Robert Quinn	Justin Jones	Armon Watts	Al-Quadin Muhammad	Nicholas Morrow	Roquan Smith / Joe Thomas	Kindle Vildor	--	<u>Kyler Gordon</u>	<u>Jaquan Brisker</u>	Eddie Jackson
10/9	at Minnesota	Robert Quinn	Justin Jones	Armon Watts	Al-Quadin Muhammad	Nicholas Morrow	Roquan Smith	Kindle Vildor	<u>Jaylon Jones</u>	<u>Kyler Gordon</u>	<u>Jaquan Brisker</u>	Eddie Jackson
10/13	Washington	Robert Quinn	Justin Jones	Armon Watts	Al-Quadin Muhammad	Nicholas Morrow	Roquan Smith / Joe Thomas	--	Jaylon Johnson	<u>Kyler Gordon</u>	<u>Jaquan Brisker</u>	Eddie Jackson
10/24	at New England	Robert Quinn	Justin Jones	Armon Watts	Al-Quadin Muhammad	Nicholas Morrow / Roquan Smith	--	Kindle Vildor	Jaylon Johnson	<u>Kyler Gordon</u>	Eddie Jackson	<u>Jaquan Brisker</u>
10/30	at Dallas	Trevis Gipson	Justin Jones	Armon Watts	Al-Quadin Muhammad	Nicholas Morrow / Roquan Smith	--	Kindle Vildor	Jaylon Johnson	<u>Kyler Gordon</u>	Eddie Jackson	<u>Jaquan Brisker</u>
11/6	Miami	Trevis Gipson	Justin Jones	Armon Watts	Al-Quadin Muhammad	Joe Thomas / Nicholas Morrow	--	--	Jaylon Johnson	<u>Kyler Gordon</u>	Eddie Jackson	<u>Jaquan Brisker</u>
11/13	Detroit	Trevis Gipson	Justin Jones	Armon Watts	<u>Dominique Robinson</u>	<u>Jack Sanborn</u> / Nicholas Morrow / Joe Thomas	--	--	Jaylon Johnson	<u>Kyler Gordon</u>	Eddie Jackson	<u>Jaquan Brisker</u>
11/20	at Atlanta	Trevis Gipson	Justin Jones	Armon Watts	<u>Dominique Robinson</u>	<u>Jack Sanborn</u> / Nicholas Morrow	--	Kindle Vildor	Jaylon Johnson	<u>Kyler Gordon</u>	Eddie Jackson	<u>Jaquan Brisker</u>
11/27	at N.Y. Jets	Trevis Gipson	Justin Jones	Armon Watts	<u>Dominique Robinson</u>	<u>Jack Sanborn</u> / Joe Thomas / Nicholas Morrow	--	Kindle Vildor	Jaylon Johnson	--	Eddie Jackson	DeAndre Houston-Carson
12/4	Green Bay	Trevis Gipson	Justin Jones	Armon Watts	<u>Dominique Robinson</u>	Nicholas Morrow / <u>Jack Sanborn</u>	--	<u>Josh Blackwell</u>	Jaylon Johnson	<u>Jaylon Jones</u>	DeAndre Houston-Carson	<u>Elijah Hicks</u>
12/18	Philadelphia	Trevis Gipson	Justin Jones	Armon Watts	<u>Dominique Robinson</u>	<u>Jack Sanborn</u> / Matthew Adams / Nicholas Morrow	--	--	Jaylon Johnson	<u>Kyler Gordon</u>	<u>Jaquan Brisker</u>	DeAndre Houston-Carson
12/24	Buffalo	Trevis Gipson	Justin Jones	Armon Watts	<u>Dominique Robinson</u>	Matthew Adams / Joe Thomas / Nicholas Morrow	--	<u>Jaylon Jones</u>	--	<u>Kyler Gordon</u>	<u>Jaquan Brisker</u>	DeAndre Houston-Carson
1/1	at Detroit	Trevis Gipson	Justin Jones	Mike Pennel Jr.	Angelo Blackson	Matthew Adams / Joe Thomas / Nicholas Morrow	--	<u>Jaylon Jones</u>	--	<u>Kyler Gordon</u>	<u>Jaquan Brisker</u>	DeAndre Houston-Carson
1/8	Minnesota	Trevis Gipson	Justin Jones	Mike Pennel Jr.	<u>Dominique Robinson</u>	Joe Thomas / Nicholas Morrow	--	Greg Stroman Jr.	Harrison Hand	<u>Elijah Hicks</u>	<u>Jaquan Brisker</u>	DeAndre Houston-Carson

 Rookies underlined.

2022 REGULAR SEASON CHICAGO BEARS PLAYER PARTICIPATION																											
PLAYERS	SF	GB	HOU	NYG	MIN	WAS	NE	DAL	MIA	DET	ATL	NYJ	GB	PHI	BUF	DET	MIN	GP	GS	DNP	IN						
	9/11	9/18	9/25	10/2	10/9	10/13	10/14	10/30	11/6	11/13	11/20	11/27	12/4	12/18	12/24	1/1	1/8	10	GS	DNP	IN						
Matthew Adams	P	P	N	N	P	IR	IR	IR	IR	IR	IR	IR	IR	IR	IR	IR	IR	P	10	3	0	2					
Chase Allen	PS	PS	PS	PS	PS	PS	PS	PS	PS	PS	PS	PS	PS	PS	PS	PS	PS	P	1	0	0	0					
Angelo Blackson	DT	DT	DT	P	P	P	P	P	P	P	P	P	P	P	N	DT	N	15	4	0	2						
Josh Blackwell	^	P	P	P	P	P	P	P	P	P	P	P	P	CB	P	P	IR	15	1	0	0						
Khan Blasingsame	P	P	P	P	FB	P	FB	FB	FB	FB	P	P	N	P	P	FB	16	6	1	1							
Larry Borom	RT	RT	RT	RT	RT	RT	RT	N	X	P	P	P	N	N	RT	P	13	9	1	3							
Tim Boyle	^	^	^	^	^	^	^	^	^	^	^	^	N	N	N	P	0	0	0	4							
Jaquan Brisker	S	S	S	S	S	S	S	S	S	S	N	N	S	S	S	S	15	15	0	2							
Kameron Canaday	^	^	^	^	^	^	^	^	^	^	^	^	^	^	^	^	PS	0	0	0	0						
Ja'Tyre Carter	N	N	N	N	X	P	X	P	N	N	N	N	N	N	X	N	P	3	0	3	11						
Chase Claypool	^	^	^	^	^	^	^	^	P	P	WR	WR	WR	WR	N	P	P	8	4	0	1						
Adrian Colbert	^	^	^	^	^	^	^	^	^	^	^	^	P	PS	PS	P	2	0	0	0							
Trevon Coley	PS	PS	PS	PS	PS	PS	PS	PS	PS	PS	PS	PS	PS	PS	PS	PS	PS	0	0	0	0						
Dane Cruikshank	P	P	N	N	N	P	P	P	P	N	P	IR	IR	IR	IR	IR	8	0	0	4							
Kellen Diesch	^	PS	PS	PS	PS	PS	PS	PS	PS	PS	PS	PS	PS	PS	PS	PS	PS	0	0	0	0						
Dakota Dozier	IR	IR	IR	IR	IR	IR	IR	IR	IR	IR	IR	IR	IR	IR	IR	IR	IR	0	0	0	0						
Trestan Ebner	P	P	P	P	P	P	P	P	P	P	P	P	P	P	P	P	P	17	0	0	0						
Dieter Eiselein	X	P	PS	PS	PS	PS	PS	PS	P	P	P	P	P	P	P	P	P	11	0	1	0						
Darrin Evans	PS	PS	PS	P	PS	PS	PS	PS	PS	PS	P	P	P	P	P	N	6	0	0	2							
Justin Fields	QB	QB	QB	QB	QB	QB	QB	QB	QB	QB	N	QB	QB	QB	QB	N	15	15	0	2							
DeMarquis Gates	PS	PS	PS	PS	PS	PS	PS	PS	PS	PS	PS	PS	PS	PS	PS	P	P	3	0	0	0						
Trenton Gill	P	P	P	P	P	P	P	P	P	P	P	P	P	P	P	P	P	17	0	0	0						
Trevin Gipson	P	P	P	P	P	P	P	DE	DE	DE	DE	DE	DE	DE	DE	DE	DE	17	10	0	0						
Kyley Gordon	CB	CB	CB	CB	CB	CB	CB	CB	CB	CB	N	N	CB	CB	CB	N	14	14	0	3							
Ryan Griffin	P	P	N	N	P	P	P	P	P	P	P	P	P	P	P	P	P	15	0	0	2						
Harrison Hand	NOT	PS	PS	PS	PS	PS	PS	PS	PS	N	PS	PS	P	PS	P	P	CB	4	1	0	1						
N'Keal Harry	IR	IR	IR	IR	Active	N	P	P	N	N	N	N	N	N	N	P	P	7	0	0	5						
Khalil Herbert	P	P	P	RB	P	P	P	P	P	P	IR	IR	IR	IR	P	P	P	13	1	0	0						
Elijah Hicks	N	N	P	P	P	P	P	P	P	P	P	P	S	P	P	P	S	15	2	0	2						
DeAndre Houston-Carson	P	P	P	P	P	P	P	P	P	P	P	S	S	S	S	S	S	17	6	0	0						
Eddie Jackson	S	S	S	S	S	S	S	S	S	S	S	S	IR	IR	IR	IR	IR	12	12	0	0						
Teven Jenkins	RG	RG	P	P	RG	RG	RG	RG	RG	N	X	RG	RG	RG	N	RG	IR	13	11	1	2						
Jaylon Johnson	CB	CB	N	N	N	CB	CB	CB	CB	CB	CB	CB	CB	CB	IR	IR	IR	11	11	0	3						
Braxton Jones	LT	LT	LT	LT	LT	LT	LT	LT	LT	LT	LT	LT	LT	LT	LT	LT	LT	17	17	0	0						
Jaylon Jones	P	P	P	P	P	P	P	P	P	P	P	P	P	P	P	P	P	16	4	0	1						
Justin Jones	DT	DT	DT	DT	DT	DT	DT	DT	DT	DT	DT	DT	DT	DT	DT	DT	DT	17	17	0	0						
Velus Jones Jr.	N	N	N	P	P	P	P	N	N	P	P	P	WR	WR	P	P	12	2	0	5							
Cole Kmet	TE	TE	TE	TE	TE	TE	TE	TE	TE	TE	TE	TE	TE	TE	TE	TE	TE	17	17	0	0						
Doug Kramer	IR	IR	IR	IR	IR	IR	IR	IR	IR	IR	IR	IR	IR	IR	IR	IR	IR	0	0	0	0						
Terrell Lewis	^	^	^	^	^	^	^	^	^	^	^	^	^	^	PS	PS	N	0	0	0	1						
David Montgomery	RB	RB	RB	N	RB	RB	RB	RB	RB	RB	RB	RB	RB	RB	RB	RB	RB	16	16	0	1						
Darnell Mooney	WR	WR	WR	WR	WR	WR	WR	WR	WR	WR	WR	WR	WR	IR	IR	IR	IR	12	12	0	0						
Nicholas Morrow	LB	LB	LB	LB	LB	LB	LB	LB	LB	LB	LB	LB	LB	LB	LB	LB	LB	17	17	0	0						
Al-Quadin Muhammad	DE	DE	DE	DE	DE	DE	DE	DE	DE	N	P	P	P	P	P	P	P	16	9	0	1						
Sam Stumphler	C	C	C	C	C	C	C	C	C	C	C	C	C	C	C	C	C	17	16	0	0						
James O'Shaughnessy	^	^	^	^	^	^	^	^	^	^	^	^	^	^	^	^	PS	0	0	0	0						
Lucas Patrick	P	P	RG	RG	LG	LG	LG	IR	IR	IR	IR	IR	IR	IR	IR	IR	IR	7	5	0	0						
Mike Pennel Jr.	P	P	P	P	P	P	P	P	P	P	P	P	P	P	P	DT	DT	17	2	0	0						
Nathan Peterman	PS	PS	PS	PS	PS	PS	PS	PS	PS	PS	PS	X	X	P	P	X	OB	3	1	3	0						
Dante Pettis	WR	WR	P	P	WR	P	P	P	P	P	P	P	WR	WR	WR	WR	WR	17	7	0	0						
Byron Pringle	P	P	WR	IR	IR	IR	IR	IRD	IRD	P	P	P	P	P	WR	WR	WR	11	4	0	0						
Riley Reiff	P	X	P	P	P	P	P	LT	RT	RT	RT	RT	RT	RT	RT	RT	RT	15	10	1	0						
Dominique Robinson	P	P	P	P	P	P	P	P	DE	DE	DE	DE	DE	DE	DE	DE	DE	17	7	0	0						
Jack Sanborn	P	P	P	P	P	P	P	P	LB	LB	LB	LB	LB	LB	IR	IR	IR	14	6	0	0						
Cairo Santos	P	P	P	N	P	P	P	P	P	P	P	P	P	P	P	P	P	16	0	0	1						
Patrick Scales	P	P	P	P	P	P	P	P	P	P	P	P	P	P	P	P	P	17	0	0	0						
Michael Schofield III	^	N	X	X	X	P	RT	LG	P	LG	LG	P	P	P	LG	P	IR	11	5	3	1						
Trevor Siemian	X	X	X	X	X	X	X	P	X	X	QB	IR	IR	IR	IR	IR	IR	2	1	10	0						
Equanimeous St. Brown	WR	WR	WR	WR	WR	WR	WR	WR	WR	WR	WR	WR	WR	N	WR	N	WR	WR	16	16	0	1					
Greg Stroman Jr.	^	^	^	^	^	^	^	^	^	^	^	^	^	^	^	^	DB	2	1	0	0						
A.J. Thomas	PS	PS	PS	PS	PS	PS	PS	PS	PS	PS	PS	PS	P	P	P	P	P	5	0	0	0						
Joe Thomas	PS	PS	LB	LB	P	LB	P	P	LB	P	P	P	P	P	LB	P	P	15	9	0	0						
Khyiris Tonga	^	^	^	^	N	^	^	^	^	^	NOT	^	^	^	^	^	^	1	1	0	1						
Jake Tonges	P	N	P	P	N	N	N	N	N	PS	PS	PS	PS	P	PS	PS	PS	4	0	0	6						
Kindle Vidor	CB	CB	CB	CB	CB	P	CB	CB	P	N	CB	N	N	X	IR	IR	IR	11	9	1	2						
Armon Watts	P	P	P	DT	DT	DT	DT	DT	DT	DT	DT	DT	DT	DT	DT	DT	DT	17	13	0	0						
Sterling Weatherford	P	P	P	P	P	P	P	P	P	P	N	P	P	P	W	N	14	0	0	3							
Nisimba Webster	PS	PS	PS	PS	PS	PS	PS	PS	PS	PS	PS	PS	PS	P	P	PS	PS	2	0	0	0						
Trevon Wesco	^	P	P	TE	P	P	P	P	P	P	P	P	P	N	N	P	14	1	0	2							
Cody Whitehair	LG	LG	LG	LG	IR	IR	IR	IR	DL	LG	LG	LG	LG	LG	N	LG	LG	12	12	0	1						

LEGEND:
 CAPS=Starter, N=On Inactive List, P=Player was a substitution, X=Did Not Play (Non-injury), PS=Practice Squad, IR=Injured Reserve, IRD=Injured Reserve - Designated For Return, NOT=Not on Roster, ^=With Other Team



10



19

WEEK 1

San Francisco 49ers 10, Chicago Bears 19
62,159 Soldier Field Sep 11, 2022

San Francisco 49ers	0	7	3	0	-	10
Chicago Bears	0	0	7	12	-	19

SCORING DRIVES

TEAM	QTR	TIME	SCORING PLAY	SF	CHI
49ers	2	10:11	D.Samuel 6 yd. run (R.Gould kick) (7-52, 3:32)	7	0
49ers	3	08:22	R.Gould 25 yd. Field Goal (11-68, 6:38)	10	0
Bears	3	05:32	D.Pettis 51 yd. pass from J.Fields (C.Santos kick) (5-72, 2:50)	10	7
Bears	4	12:45	E.St. Brown 18 yd. pass from J.Fields (kick failed, wr) (10-84, 3:52)	10	13
Bears	4	07:21	K.Herbert 3 yd. run (kick failed, wl) (5-21, 2:21)	10	19

SAN FRANCISCO 49ERS

PASSING	ATT	CP	YDS	SK/YD	TD	LG	INT	RTG
Trey Lance	28	13	164	2/9	0	44	1	50.3
TOTAL	28	13	164	2/9	0	44	1	50.3

RUSHING	ATT	YDS	AVG	LG	TD
Trey Lance	13	54	4.2	13	0
Deebo Samuel	8	52	6.5	27	1
Elijah Mitchell	6	41	6.8	16	0
Jeff Wilson Jr.	9	22	2.4	5	0
Brandon Aiyuk	1	7	7.0	7	0
TOTAL	37	176	4.8	27	1

RECEIVING	NO	YDS	AVG	LG	TD
Jauan Jennings	4	62	15.5	44	0
Brandon Aiyuk	2	40	20.0	31	0
Deebo Samuel	2	14	7.0	8	0
Jeff Wilson Jr.	2	8	4.0	6	0
Ray-Ray McCloud III	1	20	20.0	20	0
Ross Dwelley	1	11	11.0	11	0
Tyler Kroft	1	9	9.0	9	0
TOTAL	13	164	12.6	44	0

TOP DEFENSE	TOT	SOLO	AST	SCK	YDS	INT
Talanoa Hufanga	11	9	2	0.0	0.0	1
Fred Warner	6	4	2	0.0	0.0	0
Nick Bosa	5	4	1	1.0	6.0	0

FIELD GOALS	FGM/FGA	PERCENT	RESULTS
Robbie Gould	1-1	100.0	25G
TOTAL	1-1	100.0	

CHICAGO BEARS

PASSING	ATT	CP	YDS	SK/YD	TD	LG	INT	RTG
Justin Fields	17	8	121	2/16	2	51t	1	85.7
TOTAL	17	8	121	2/16	2	51t	1	85.7

RUSHING	ATT	YDS	AVG	LG	TD
Khalil Herbert	9	45	5.0	12	1
Justin Fields	11	28	2.5	12	0
David Montgomery	17	26	1.5	6	0
TOTAL	37	99	2.7	12	1

RECEIVING	NO	YDS	AVG	LG	TD
David Montgomery	3	24	8.0	16	0
Dante Pettis	1	51	51.0	51t	1
Byron Pringle	1	22	22.0	22	0
Equanimeous St. Brown	1	18	18.0	18t	1
Darnell Mooney	1	8	8.0	8	0
Khalil Herbert	1	-2	-2.0	-2	0
TOTAL	8	121	15.1	51t	2

TOP DEFENSE	TOT	SOLO	AST	SCK	YDS	INT
Roquan Smith	9	7	2	0.5	1.5	0
Dominique Robinson	7	5	2	1.5	7.5	0
Kyler Gordon	6	6	0	0.0	0.0	0

FIELD GOALS	FGM/FGA	PERCENT	RESULTS
			No Field Goals

Team Statistics	49ers	Bears
First Downs	17	15
3rd-Down Eff. (Made/Att/Pct)	8/17/47%	5/14/36%
4th-Down Eff. (Made/Att/Pct)	0/2/0%	0/0/0%
Total Net Yards	331	204
Total Plays	67	56
Yards Per Play	4.9	3.6
Rushes/Net Yards	37/176	37/99
Net Passing	155	105
Pass Attempts/Completions	28/13	17/8
Had Intercepted	1	1
Sacked/Yards Lost	2/9	2/16
Punts/Average	4/40.3	6/46.2
Penalties/Yards	12/99	3/24
Fumbles/Lost	2/1	0/0
Possession Time	33:28	26:32



WEEK 2
 Chicago Bears 10, Green Bay Packers 27
 78,350 Lambeau Field Sep 18, 2022



Chicago Bears 7 0 3 0 - 10
 Green Bay Packers 3 21 0 3 - 27

SCORING DRIVES

TEAM	QTR	TIME	SCORING PLAY	CHI	GB
Packers	1	08:33	M.Crosby 40 yd. Field Goal (13-53, 6:27)	0	3
Bears	1	04:37	J.Fields 3 yd. run (C.Santos kick) (7-71, 3:56)	7	3
Packers	2	14:54	A.Jones 15 yd. run (M.Crosby kick) (9-75, 4:43)	7	10
Packers	2	04:36	A.Jones 8 yd. pass from A.Rodgers (M.Crosby kick) (9-54, 5:35)	7	17
Packers	2	00:32	A.Lazard 5 yd. pass from A.Rodgers (M.Crosby kick) (7-67, 2:38)	7	24
Bears	3	05:11	C.Santos 44 yd. Field Goal (7-43, 4:02)	10	24
Packers	4	02:28	M.Crosby 28 yd. Field Goal (10-89, 5:39)	10	27

CHICAGO BEARS

PASSING	ATT	CP	YDS	SK/YD	TD	LG	INT	RTG
Justin Fields	11	7	70	3/22	0	30	1	43.8
TOTAL	11	7	70	3/22	0	30	1	43.8

RUSHING	ATT	YDS	AVG	LG	TD
David Montgomery	15	122	8.1	28	0
Khalil Herbert	4	38	9.5	27	0
Justin Fields	8	20	2.5	7	1
TOTAL	27	180	6.7	28	1

RECEIVING	NO	YDS	AVG	LG	TD
Equanimeous St. Brown	2	39	19.5	30	0
David Montgomery	2	14	7.0	7	0
Ryan Griffin	1	18	18.0	18	0
Khalil Herbert	1	3	3.0	3	0
Darnell Mooney	1	-4	-4.0	-4	0
TOTAL	7	70	10.0	30	0

TOP DEFENSE	TOT	SOLO	AST	SCK	YDS	INT
Nicholas Morrow	11	7	4	0.0	0.0	0
Roquan Smith	11	5	6	0.0	0.0	0
Jaquan Brisker	10	7	3	0.0	0.0	0

FIELD GOALS	FGM/FGA	PERCENT	RESULTS
Cairo Santos	1-1	100.0	44G
TOTAL	1-1	100.0	

GREEN BAY PACKERS

PASSING	ATT	CP	YDS	SK/YD	TD	LG	INT	RTG
Aaron Rodgers	25	19	234	3/23	2	55	0	131.1
TOTAL	25	19	234	3/23	2	55	0	131.1

RUSHING	ATT	YDS	AVG	LG	TD
Aaron Jones	15	132	8.8	36	1
AJ Dillon	18	61	3.4	11	0
Aaron Rodgers	5	10	2.0	7	0
TOTAL	38	203	5.3	36	1

RECEIVING	NO	YDS	AVG	LG	TD
Sammy Watkins	3	93	31.0	55	0
Aaron Jones	3	38	12.7	15	1
Randall Cobb	3	37	12.3	20	0
Christian Watson	3	9	3.0	9	0
Romeo Doubs	2	27	13.5	20	0
Allen Lazard	2	13	6.5	8	1
Robert Tonyan	2	11	5.5	9	0
AJ Dillon	1	6	6.0	6	0
TOTAL	19	234	12.3	55	2

TOP DEFENSE	TOT	SOLO	AST	SCK	YDS	INT
Preston Smith	7	4	3	2.0	15.0	0
Darnell Savage	6	6	0	0.0	0.0	0
Dean Lowry	5	4	1	0.0	0.0	0

FIELD GOALS	FGM/FGA	PERCENT	RESULTS
Mason Crosby	2-2	100.0	40G, 28G
TOTAL	2-2	100.0	

Team Statistics

	Bears	Packers
First Downs	11	26
3rd-Down Eff. (Made/Att/Pct)	1/7/14%	5/9/56%
4th-Down Eff. (Made/Att/Pct)	0/1/0%	0/0/0%
Total Net Yards	228	414
Total Plays	41	66
Yards Per Play	5.6	6.3
Rushes/Net Yards	27/180	38/203
Net Passing	48	211
Pass Attempts/Completions	11/7	25/19
Had Intercepted	1	0
Sacked/Yards Lost	3/22	3/23
Punts/Average	4/49.5	2/61.0
Penalties/Yards	7/50	3/25
Fumbles/Lost	1/0	3/1
Possession Time	22:45	37:15



WEEK 3
Houston Texans 20, Chicago Bears 23
60,592 Soldier Field Sep 25, 2022



Houston Texans	7	7	6	0	-	20
Chicago Bears	10	3	7	3	-	23

SCORING DRIVES

TEAM	QTR	TIME	SCORING PLAY	HOU	CHI
Bears	1	11:22	C.Santos 47 yd. Field Goal (9-45, 3:38)	0	3
Bears	1	06:45	K.Herbert 11 yd. run (C.Santos kick) (6-81, 3:16)	0	10
Texans	1	03:40	J.Akins 4 yd. pass from D.Mills (K.Fairbairn kick) (7-75, 3:05)	7	10
Texans	2	07:32	D.Pierce 1 yd. run (K.Fairbairn kick) (4-41, 2:07)	14	10
Bears	2	01:48	C.Santos 50 yd. Field Goal (12-50, 5:44)	14	13
Texans	3	11:25	K.Fairbairn 39 yd. Field Goal (7-54, 3:35)	17	13
Bears	3	08:25	K.Herbert 1 yd. run (C.Santos kick) (5-75, 3:00)	17	20
Texans	3	00:54	K.Fairbairn 23 yd. Field Goal (14-70, 7:31)	20	20
Bears	4	00:00	C.Santos 30 yd. Field Goal (4-0, 1:05)	20	23

HOUSTON TEXANS

PASSING	ATT	CP	YDS	SK/YD	TD	LG	INT	RTG
Davis Mills	32	20	245	1/8	1	52	2	70.4
TOTAL	32	20	245	1/8	1	52	2	70.4

RUSHING	ATT	YDS	AVG	LG	TD
Dameon Pierce	20	80	4.0	24	1
Rex Burkhead	3	9	3.0	4	0
M.J. Stewart	1	3	3.0	3	0
TOTAL	24	92	3.8	24	1

RECEIVING	NO	YDS	AVG	LG	TD
Rex Burkhead	4	21	5.3	8	0
Chris Moore	3	63	21.0	52	0
Jordan Akins	3	31	10.3	25	1
Pharaoh Brown	3	31	10.3	30	0
Nico Collins	2	41	20.5	22	0
Brandin Cooks	2	22	11.0	17	0
Dameon Pierce	2	21	10.5	12	0
Phillip Dorsett	1	15	15.0	15	0
TOTAL	20	245	12.3	52	1

TOP DEFENSE	TOT	SOLO	AST	SCK	YDS	INT
Jonathan Owens	11	6	5	0.0	0.0	0
Jalen Pitre	8	5	3	1.0	8.0	2
Desmond King II	7	7	0	0.0	0.0	0

FIELD GOALS	FGM/FGA	PERCENT	RESULTS
Ka'imi Fairbairn	2-2	100.0	39G, 23G
TOTAL	2-2	100.0	

CHICAGO BEARS

PASSING	ATT	CP	YDS	SK/YD	TD	LG	INT	RTG
Justin Fields	17	8	106	5/24	0	24	2	27.7
TOTAL	17	8	106	5/24	0	24	2	27.7

RUSHING	ATT	YDS	AVG	LG	TD
Khalil Herbert	20	157	7.9	52	2
Justin Fields	8	47	5.9	29	0
Equanimeous St. Brown	2	43	21.5	41	0
Trestan Ebner	7	23	3.3	7	0
David Montgomery	3	11	3.7	5	0
TOTAL	40	281	7.0	52	2

RECEIVING	NO	YDS	AVG	LG	TD
Cole Kmet	2	40	20.0	24	0
Darnell Mooney	2	23	11.5	18	0
Khalil Herbert	2	12	6.0	7	0
Equanimeous St. Brown	1	20	20.0	20	0
Byron Pringle	1	11	11.0	11	0
TOTAL	8	106	13.3	24	0

TOP DEFENSE	TOT	SOLO	AST	SCK	YDS	INT
Roquan Smith	16	6	10	0.0	0.0	1
Eddie Jackson	8	5	3	0.0	0.0	1
Jaquan Brisker	6	4	2	0.0	0.0	0

FIELD GOALS	FGM/FGA	PERCENT	RESULTS
Cairo Santos	3-3	100.0	47G, 50G, 30G
TOTAL	3-3	100.0	

Team Statistics

	Texans	Bears
First Downs	17	17
3rd-Down Eff. (Made/Att/Pct)	3/12/25%	6/14/43%
4th-Down Eff. (Made/Att/Pct)	1/1/100%	0/0/0%
Total Net Yards	329	363
Total Plays	57	62
Yards Per Play	5.8	5.9
Rushes/Net Yards	24/92	40/281
Net Passing	237	82
Pass Attempts/Completions	32/20	17/8
Had Intercepted	2	2
Sacked/Yards Lost	1/8	5/24
Punts/Average	5/48.4	4/45.5
Penalties/Yards	3/25	6/32
Fumbles/Lost	3/0	2/0
Possession Time	28:38	31:22



WEEK 4
 Chicago Bears 12, New York Giants 20
 74,044 MetLife Stadium Oct 2, 2022



Chicago Bears	6	3	3	0	-	12
New York Giants	7	7	3	3	-	20

SCORING DRIVES

TEAM	QTR	TIME	SCORING PLAY	CHI	NYG
Bears	1	08:27	M.Badgley 29 yd. Field Goal (10-65, 5:17)	3	0
Giants	1	05:06	D.Jones 21 yd. run (G.Gano kick) (6-75, 3:21)	3	7
Bears	1	01:30	M.Badgley 22 yd. Field Goal (6-77, 3:36)	6	7
Giants	2	05:17	D.Jones 8 yd. run (G.Gano kick) (7-75, 4:15)	6	14
Bears	2	01:44	M.Badgley 40 yd. Field Goal (7-13, 2:04)	9	14
Bears	3	11:02	M.Badgley 35 yd. Field Goal (9-58, 3:58)	12	14
Giants	3	01:33	G.Gano 44 yd. Field Goal (5-60, 2:50)	12	17
Giants	4	05:31	G.Gano 43 yd. Field Goal (13-54, 6:34)	12	20

CHICAGO BEARS

PASSING	ATT	CP	YDS	SK/YD	TD	LG	INT	RTG
Justin Fields	22	11	174	6/19	0	56	0	76.7
TOTAL	22	11	174	6/19	0	56	0	76.7

RUSHING	ATT	YDS	AVG	LG	TD
Khalil Herbert	19	77	4.1	15	0
Justin Fields	7	52	7.4	16	0
Trestan Ebner	6	20	3.3	11	0
TOTAL	32	149	4.7	16	0

RECEIVING	NO	YDS	AVG	LG	TD
Darnell Mooney	4	94	23.5	56	0
Cole Kmet	3	16	5.3	13	0
Trestan Ebner	2	8	4.0	6	0
Khalil Herbert	1	24	24.0	24	0
Trevon Wesco	1	23	23.0	23	0
TOTAL	11	174	15.8	56	0

TOP DEFENSE	TOT	SOLO	AST	SCK	YDS	INT
Roquan Smith	10	8	2	0.0	0.0	0
Eddie Jackson	9	6	3	0.0	0.0	1
Justin Jones	6	2	4	0.0	0.0	0

FIELD GOALS	FGM/FGA	PERCENT	RESULTS
Michael Badgley	4-4	100.0	29G, 22G, 40G, 35G
TOTAL	4-4	100.0	

NEW YORK GIANTS

PASSING	ATT	CP	YDS	SK/YD	TD	LG	INT	RTG
Daniel Jones	13	8	71	1/11	0	18	0	76.1
Tyrod Taylor	3	1	11	0/0	0	11	1	5.6
TOTAL	16	9	82	1/11	0	18	1	44.3

RUSHING	ATT	YDS	AVG	LG	TD
Saquon Barkley	31	146	4.7	29	0
Daniel Jones	6	68	11.3	21t	2
Tyrod Taylor	3	30	10.0	13	0
Matt Breida	3	18	6.0	13	0
Gary Brightwell	1	0	0.0	0	0
TOTAL	44	262	6.0	29	2

RECEIVING	NO	YDS	AVG	LG	TD
Daniel Bellinger	3	23	7.7	12	0
Saquon Barkley	2	16	8.0	15	0
Tanner Hudson	1	18	18.0	18	0
Darius Slayton	1	11	11.0	11	0
Richie James	1	9	9.0	9	0
David Sills V	1	5	5.0	5	0
TOTAL	9	82	9.1	18	0

TOP DEFENSE	TOT	SOLO	AST	SCK	YDS	INT
Tae Crowder	11	7	4	1.0	8.0	0
Jaylon Smith	6	5	1	0.0	0.0	0
Dexter Lawrence II	5	2	3	2.0	9.0	0

FIELD GOALS	FGM/FGA	PERCENT	RESULTS
Graham Gano	2-3	66.7	44G, 43G, 37LU
TOTAL	2-3	66.0	

Team Statistics	Bears	Giants
First Downs	16	21
3rd-Down Eff. (Made/Att/Pct)	5/15/33%	6/14/43%
4th-Down Eff. (Made/Att/Pct)	0/0/0%	0/0/0%
Total Net Yards	304	333
Total Plays	60	61
Yards Per Play	5.1	5.5
Rushes/Net Yards	32/149	44/262
Net Passing	155	71
Pass Attempts/Completions	22/11	16/9
Had Intercepted	0	1
Sacked/Yards Lost	6/19	1/11
Punts/Average	5/52.8	5/54.6
Penalties/Yards	5/65	7/55
Fumbles/Lost	6/3	2/1
Possession Time	28:43	31:17



22



29

WEEK 5
Chicago Bears 22, Minnesota Vikings 29
66,929 U.S. Bank Stadium Oct 9, 2022

Chicago Bears	3	7	9	3	-	22
Minnesota Vikings	7	14	0	8	-	29

SCORING DRIVES

TEAM	QTR	TIME	SCORING PLAY	CHI	MIN
Vikings	1	08:15	D.Cook 1 yd. run (G.Joseph kick) (12-86, 6:45)	0	7
Bears	1	06:06	C.Santos 50 yd. Field Goal (6-44, 2:09)	3	7
Vikings	2	14:55	D.Cook 5 yd. run (G.Joseph kick) (11-75, 6:11)	3	14
Vikings	2	07:20	J.Reagar 1 yd. pass from K.Cousins (G.Joseph kick) (9-71, 6:17)	3	21
Bears	2	01:08	D.Montgomery 9 yd. run (C.Santos kick) (4-50, 0:46)	10	21
Bears	3	10:24	V.Jones 9 yd. pass from J.Fields (pass failed) (8-67, 4:36)	16	21
Bears	3	01:05	C.Santos 43 yd. Field Goal (11-34, 6:29)	19	21
Bears	4	09:26	C.Santos 51 yd. Field Goal (7-19, 3:18)	22	21
Vikings	4	02:26	K.Cousins 1 yd. run (K.Cousins-J.Jefferson pass) (17-75, 7:00)	22	29

CHICAGO BEARS

PASSING	ATT	CP	YDS	SK/YD	TD	LG	INT	RTG
Justin Fields	21	15	208	2/15	1	39	0	118.8
TOTAL	21	15	208	2/15	1	39	0	118.8

RUSHING	ATT	YDS	AVG	LG	TD
Justin Fields	8	47	5.9	12	0
David Montgomery	12	20	1.7	9t	1
Khalil Herbert	4	11	2.8	7	0
TOTAL	24	78	3.3	12	1

RECEIVING	NO	YDS	AVG	LG	TD
David Montgomery	4	62	15.5	30	0
Cole Kmet	4	45	11.3	23	0
Darnell Mooney	2	52	26.0	39	0
Equanimeous St. Brown	2	24	12.0	18	0
Ihmir Smith-Marsette	1	15	15.0	15	0
Velus Jones Jr.	1	9	9.0	9t	1
Ryan Griffin	1	1	1.0	1	0
TOTAL	15	208	13.9	39	1

TOP DEFENSE	TOT	SOLO	AST	SCK	YDS	INT
Jaylon Jones	12	9	3	0.0	0.0	0
Kyler Gordon	10	8	2	0.0	0.0	0
Nicholas Morrow	10	7	3	0.0	0.0	0

FIELD GOALS	FGM/FGA	PERCENT	RESULTS
Cairo Santos	3-3	100.0	50G, 43G, 51G
TOTAL	3-3	100.0	

MINNESOTA VIKINGS

PASSING	ATT	CP	YDS	SK/YD	TD	LG	INT	RTG
Kirk Cousins	41	32	296	1/7	1	31	1	94.7
Justin Jefferson	1	1	23	0/0	0	23	0	118.8
TOTAL	42	33	319	1/7	1	31	1	96.3

RUSHING	ATT	YDS	AVG	LG	TD
Dalvin Cook	18	94	5.2	15	2
Alexander Mattison	9	19	2.1	7	0
Kirk Cousins	4	4	1.0	5	0
TOTAL	31	117	3.8	15	3

RECEIVING	NO	YDS	AVG	LG	TD
Justin Jefferson	12	154	12.8	31	0
K.J. Osborn	5	41	8.2	10	0
Irv Smith Jr.	4	42	10.5	15	0
Adam Thielen	4	27	6.8	13	0
Alexander Mattison	3	21	7.0	11	0
Dalvin Cook	2	27	13.5	23	0
Johnny Mundt	2	6	3.0	4	0
Jalen Reagar	1	1	1.0	1t	1
TOTAL	33	319	9.7	31	1

TOP DEFENSE	TOT	SOLO	AST	SCK	YDS	INT
Cameron Dantzler Sr.	7	7	0	0.0	0.0	0
Eric Kendricks	7	4	3	0.0	0.0	0
Jordan Hicks	7	2	5	0.0	0.0	0

FIELD GOALS	FGM/FGA	PERCENT	RESULTS
Greg Joseph	0-2	0.0	53WR, 51B
TOTAL	0-2	0.0	

Team Statistics

	Bears	Vikings
First Downs	14	29
3rd-Down Eff. (Made/Att/Pct)	4/10/40%	12/15/80%
4th-Down Eff. (Made/Att/Pct)	1/1/100%	0/0/0%
Total Net Yards	271	429
Total Plays	47	74
Yards Per Play	5.8	5.8
Rushes/Net Yards	24/78	31/117
Net Passing	193	312
Pass Attempts/Completions	21/15	42/33
Had Intercepted	0	1
Sacked/Yards Lost	2/15	1/7
Punts/Average	2/56.0	1/15.0
Penalties/Yards	6/40	7/70
Fumbles/Lost	3/1	1/0
Possession Time	23:16	36:44



WEEK 6
 Washington Commanders 12, Chicago Bears 7
 61,873 Soldier Field Oct 13, 2022



Washington Commanders	0	3	0	9	-	12
Chicago Bears	0	0	7	0	-	7

SCORING DRIVES

TEAM	QTR	TIME	SCORING PLAY	WAS	CHI
Commanders	2	00:46	J.Slye 38 yd. Field Goal (9-57, 1:37)	3	0
Bears	3	07:16	D.Pettis 40 yd. pass from J.Fields (C.Santos kick) (9-94, 3:57)	3	7
Commanders	4	14:51	J.Slye 28 yd. Field Goal (13-65, 7:25)	6	7
Commanders	4	07:21	B.Robinson 1 yd. run (pass failed) (2-6, 0:45)	12	7

WASHINGTON COMMANDERS

PASSING	ATT	CP	YDS	SK/YD	TD	LG	INT	RTG
Carson Wentz	22	12	99	3/13	0	18	0	66.3
TOTAL	22	12	99	3/13	0	18	0	66.3

RUSHING	ATT	YDS	AVG	LG	TD
Brian Robinson Jr.	17	60	3.5	16	1
Antonio Gibson	5	35	7.0	18	0
J.D. McKissic	2	20	10.0	16	0
Terry McLaurin	2	11	5.5	6	0
Carson Wentz	2	2	1.0	2	0
TOTAL	28	128	4.6	18	1

RECEIVING	NO	YDS	AVG	LG	TD
Terry McLaurin	3	41	13.7	17	0
Antonio Gibson	3	18	6.0	8	0
Cole Turner	2	23	11.5	18	0
Curtis Samuel	2	6	3.0	3	0
Cam Sims	1	6	6.0	6	0
Dax Milne	1	5	5.0	5	0
TOTAL	12	99	8.3	18	0

TOP DEFENSE	TOT	SOLO	AST	SCK	YDS	INT
Cole Holcomb	12	7	5	0.0	0.0	0
Rachad Wildgoose	7	7	0	0.0	0.0	0
Montez Sweat	6	3	3	1.0	13.0	0

FIELD GOALS	FGM/FGA	PERCENT	RESULTS
Joey Slye	2-3	66.7	38G, 28G, 48WL
TOTAL	2-3	66.0	

CHICAGO BEARS

PASSING	ATT	CP	YDS	SK/YD	TD	LG	INT	RTG
Justin Fields	27	14	190	5/36	1	40t	1	71.5
TOTAL	27	14	190	5/36	1	40T	1	71.5

RUSHING	ATT	YDS	AVG	LG	TD
Justin Fields	12	88	7.3	39	0
Khalil Herbert	7	74	10.6	63	0
David Montgomery	15	67	4.5	13	0
Velus Jones Jr.	1	8	8.0	8	0
Equanimeous St. Brown	1	1	1.0	1	0
Ihmir Smith-Marsette	1	-1	-1.0	-1	0
TOTAL	37	237	6.4	63	0

RECEIVING	NO	YDS	AVG	LG	TD
Darnell Mooney	7	68	9.7	26	0
Dante Pettis	4	84	21.0	40t	1
Cole Kmet	1	15	15.0	15	0
David Montgomery	1	13	13.0	13	0
Velus Jones Jr.	1	10	10.0	10	0
TOTAL	14	190	13.6	40T	1

TOP DEFENSE	TOT	SOLO	AST	SCK	YDS	INT
Roquan Smith	12	9	3	1.0	5.0	0
Nicholas Morrow	9	3	6	0.0	0.0	0
Kyler Gordon	6	5	1	0.0	0.0	0

FIELD GOALS	FGM/FGA	PERCENT	RESULTS
			No Field Goals

Team Statistics

	Commanders	Bears
First Downs	14	20
3rd-Down Eff. (Made/Att/Pct)	2/11/18%	5/13/38%
4th-Down Eff. (Made/Att/Pct)	0/0/0%	1/4/25%
Total Net Yards	214	391
Total Plays	53	69
Yards Per Play	4.0	5.7
Rushes/Net Yards	28/128	37/237
Net Passing	86	154
Pass Attempts/Completions	22/12	27/14
Had Intercepted	0	1
Sacked/Yards Lost	3/13	5/36
Punts/Average	6/51.2	4/46.3
Penalties/Yards	7/36	4/42
Fumbles/Lost	1/0	2/1
Possession Time	27:48	32:12



WEEK 7
 Chicago Bears 33, New England Patriots 14
 65,878 Gillette Stadium Oct 24, 2022



Chicago Bears	10	10	6	7	-	33
New England Patriots	0	14	0	0	-	14

SCORING DRIVES

TEAM	QTR	TIME	SCORING PLAY	CHI	NE
Bears	1	09:02	C.Santos 42 yd. Field Goal (8-42, 3:52)	3	0
Bears	1	02:11	J.Fields 3 yd. run (C.Santos kick) (7-56, 4:18)	10	0
Patriots	2	09:43	J.Meyers 30 yd. pass from B.Zappe (N.Folk kick) (4-55, 2:12)	10	7
Patriots	2	06:04	R.Stevenson 4 yd. run (N.Folk kick) (3-50, 1:30)	10	14
Bears	2	01:54	K.Herbert 25 yd. pass from J.Fields (C.Santos kick) (9-75, 4:10)	17	14
Bears	2	00:00	C.Santos 23 yd. Field Goal (7-32, 1:32)	20	14
Bears	3	09:47	C.Santos 38 yd. Field Goal (10-56, 5:13)	23	14
Bears	3	03:50	C.Santos 50 yd. Field Goal (10-46, 4:27)	26	14
Bears	4	12:13	D.Montgomery 1 yd. run (C.Santos kick) (8-39, 4:48)	33	14

CHICAGO BEARS

PASSING	ATT	CP	YDS	SK/YD	TD	LG	INT	RTG
Justin Fields	21	13	179	4/32	1	26	1	85.2
TOTAL	21	13	179	4/32	1	26	1	85.2

RUSHING	ATT	YDS	AVG	LG	TD
Justin Fields	14	82	5.9	20	1
David Montgomery	15	62	4.1	12	1
Khalil Herbert	12	62	5.2	13	0
Dante Pettis	1	29	29.0	29	0
Trestan Ebner	3	8	2.7	5	0
TOTAL	45	243	5.4	29	2

RECEIVING	NO	YDS	AVG	LG	TD
Equanimeous St. Brown	4	48	12.0	19	0
Darnell Mooney	3	53	17.7	20	0
Cole Kmet	2	32	16.0	26	0
Khalil Herbert	1	25	25.0	25t	1
N'Keal Harry	1	14	14.0	14	0
Ryan Griffin	1	5	5.0	5	0
Dante Pettis	1	2	2.0	2	0
TOTAL	13	179	13.8	26	1

TOP DEFENSE	TOT	SOLO	AST	SCK	YDS	INT
Roquan Smith	12	8	4	1.0	8.0	1
Jaquan Brisker	7	5	2	0.0	0.0	1
Nicholas Morrow	5	3	2	0.0	0.0	0

FIELD GOALS	FGM/FGA	PERCENT	RESULTS
Cairo Santos	4-4	100.0	42G, 23G, 38G, 50G
TOTAL	4-4	100.0	

NEW ENGLAND PATRIOTS

PASSING	ATT	CP	YDS	SK/YD	TD	LG	INT	RTG
Bailey Zappe	22	14	185	1/8	1	43	2	67.4
Mac Jones	6	3	13	0/0	0	12	1	16.7
TOTAL	28	17	198	1/8	1	43	3	54.5

RUSHING	ATT	YDS	AVG	LG	TD
Rhamondre Stevenson	11	39	3.5	7	1
Mac Jones	3	24	8.0	10	0
Damien Harris	3	8	2.7	4	0
Bailey Zappe	2	-1	-0.5	0	0
TOTAL	19	70	3.7	10	1

RECEIVING	NO	YDS	AVG	LG	TD
Rhamondre Stevenson	8	59	7.4	20	0
DeVante Parker	3	68	22.7	43	0
Jakobi Meyers	2	34	17.0	30t	1
Tyquan Thornton	1	19	19.0	19	0
Hunter Henry	1	12	12.0	12	0
Jonnu Smith	1	4	4.0	4	0
Damien Harris	1	2	2.0	2	0
TOTAL	17	198	11.6	43	1

TOP DEFENSE	TOT	SOLO	AST	SCK	YDS	INT
Ja'Whaun Bentley	10	6	4	0.0	0.0	0
Lawrence Guy	8	2	6	0.0	0.0	0
Devin McCourty	7	6	1	0.0	0.0	0

FIELD GOALS	FGM/FGA	PERCENT	RESULTS
			No Field Goals

Team Statistics

	Bears	Patriots
First Downs	24	12
3rd-Down Eff. (Made/Att/Pct)	11/18/61%	5/10/50%
4th-Down Eff. (Made/Att/Pct)	0/1/0%	0/1/0%
Total Net Yards	390	260
Total Plays	70	48
Yards Per Play	5.6	5.4
Rushes/Net Yards	45/243	19/70
Net Passing	147	190
Pass Attempts/Completions	21/13	28/17
Had Intercepted	1	3
Sacked/Yards Lost	4/32	1/8
Punts/Average	2/40.5	4/40.0
Penalties/Yards	4/35	4/30
Fumbles/Lost	5/0	1/1
Possession Time	37:14	22:46



29

WEEK 8

Chicago Bears 29, Dallas Cowboys 49
93,767 AT&T Stadium Oct 30, 2022



49

Chicago Bears	0	17	6	6	-	29
Dallas Cowboys	14	14	14	7	-	49

SCORING DRIVES

TEAM	QTR	TIME	SCORING PLAY	CHI	DAL
Cowboys	1	10:18	D.Prescott 7 yd. run (B.Maher kick) (11-75, 4:42)	0	7
Cowboys	1	05:19	C.Lamb 21 yd. pass from D.Prescott (B.Maher kick) (8-69, 3:12)	0	14
Bears	2	13:41	J.Fields 3 yd. run (C.Santos kick) (12-75, 6:38)	7	14
Cowboys	2	10:50	T.Pollard 18 yd. run (B.Maher kick) (6-75, 2:51)	7	21
Cowboys	2	06:48	J.Ferguson 1 yd. pass from D.Prescott (B.Maher kick) (8-54, 2:35)	7	28
Bears	2	00:40	N.Harry 17 yd. pass from J.Fields (C.Santos kick) (12-75, 6:08)	14	28
Bears	2	00:00	C.Santos 36 yd. Field Goal (4-6, 0:28)	17	28
Bears	3	09:42	K.Herbert 12 yd. run (pass failed) (5-62, 2:19)	23	28
Cowboys	3	06:51	T.Pollard 7 yd. run (B.Maher kick) (7-75, 2:51)	23	35
Cowboys	3	05:00	M.Parsons 36 yd. fumble return (B.Maher kick)	23	42
Bears	4	13:40	C.Kmet 10 yd. pass from J.Fields (pass failed) (13-75, 6:20)	29	42
Cowboys	4	10:35	T.Pollard 54 yd. run (B.Maher kick) (5-79, 3:05)	29	49

CHICAGO BEARS

PASSING	ATT	CP	YDS	SK/YD	TD	LG	INT	RTG
Justin Fields	23	17	151	4/25	2	36	0	120.0
Trevor Siemian	1	1	5	0/0	0	5	0	87.5
TOTAL	24	18	156	4/25	2	36	0	119.4

RUSHING	ATT	YDS	AVG	LG	TD
Khalil Herbert	16	99	6.2	36	1
Justin Fields	8	60	7.5	15	1
David Montgomery	15	53	3.5	10	0
Velus Jones Jr.	2	33	16.5	18	0
Trestan Ebner	2	-5	-2.5	3	0
TOTAL	43	240	5.6	36	2

RECEIVING	NO	YDS	AVG	LG	TD
Darnell Mooney	5	70	14.0	36	0
Dante Pettis	4	18	4.5	12	0
David Montgomery	3	22	7.3	13	0
N'Keal Harry	2	24	12.0	17	1
Cole Kmet	2	11	5.5	10	1
Equanimeous St. Brown	1	6	6.0	6	0
Velus Jones Jr.	1	5	5.0	5	0
TOTAL	18	156	8.7	36	2

TOP DEFENSE	TOT	SOLO	AST	SCK	YDS	INT
Eddie Jackson	11	7	4	0.0	0.0	1
Jaquan Brisker	9	7	2	1.0	8.0	0
Nicholas Morrow	5	5	0	0.0	0.0	0

FIELD GOALS	FGM/FGA	PERCENT	RESULTS
Cairo Santos	1-1	100.0	36G
TOTAL	1-1	100.0	

DALLAS COWBOYS

PASSING	ATT	CP	YDS	SK/YD	TD	LG	INT	RTG
Dak Prescott	27	21	250	1/8	2	30	1	114.5
TOTAL	27	21	250	1/8	2	30	1	114.5

RUSHING	ATT	YDS	AVG	LG	TD
Tony Pollard	14	131	9.4	54	3
Dak Prescott	5	34	6.8	25	1
Malik Davis	8	23	2.9	8	0
KaVontae Turpin	1	11	11.0	11	0
CeeDee Lamb	1	1	1.0	1	0
TOTAL	29	200	6.9	54	4

RECEIVING	NO	YDS	AVG	LG	TD
Dalton Schultz	6	74	12.3	30	0
CeeDee Lamb	5	77	15.4	22	1
Michael Gallup	4	49	12.3	17	0
Malik Davis	2	18	9.0	10	0
Peyton Hendershot	2	15	7.5	11	0
Tony Pollard	1	16	16.0	16	0
Jake Ferguson	1	1	1.0	1	1
TOTAL	21	250	11.9	30	2

TOP DEFENSE	TOT	SOLO	AST	SCK	YDS	INT
Jayron Kearse	9	7	2	1.0	2.0	0
Donovan Wilson	9	7	2	0.0	0.0	0
Leighton Vander Esch	9	5	4	0.0	0.0	0

FIELD GOALS	FGM/FGA	PERCENT	RESULTS
			No Field Goals

Team Statistics

	Bears	Cowboys
First Downs	22	24
3rd-Down Eff. (Made/Att/Pct)	6/15/40%	9/11/82%
4th-Down Eff. (Made/Att/Pct)	2/3/67%	0/0/0%
Total Net Yards	371	442
Total Plays	71	57
Yards Per Play	5.2	7.8
Rushes/Net Yards	43/240	29/200
Net Passing	131	242
Pass Attempts/Completions	24/18	27/21
Had Intercepted	0	1
Sacked/Yards Lost	4/25	1/8
Punts/Average	4/50.8	2/71.0
Penalties/Yards	6/45	6/41
Fumbles/Lost	1/1	0/0
Possession Time	36:04	23:56



35

Miami Dolphins	7	14	14	0	-	35
Chicago Bears	3	14	8	7	-	32



32

WEEK 9

Miami Dolphins 35, Chicago Bears 32
62,377 Soldier Field Nov 6, 2022

SCORING DRIVES

TEAM	QTR	TIME	SCORING PLAY	MIA	CHI
Bears	1	11:03	C.Santos 32 yd. Field Goal (8-61, 3:57)	0	3
Dolphins	1	07:33	R.Mostert 1 yd. run (J.Sanders kick) (6-75, 3:30)	7	3
Bears	2	14:52	C.Kmet 18 yd. pass from T.Tagovailoa (C.Santos kick) (15-75, 7:41)	7	10
Dolphins	2	10:39	T.Hill 3 yd. pass from T.Tagovailoa (J.Sanders kick) (7-75, 4:13)	14	10
Dolphins	2	08:25	A.Van Ginkel 25 yd. return of blocked punt (J.Sanders kick)	21	10
Bears	2	01:53	D.Mooney 16 yd. pass from J.Fields (C.Santos kick) (12-75, 6:32)	21	17
Dolphins	3	12:47	J.Waddle 18 yd. pass from T.Tagovailoa (J.Sanders kick) (4-75, 2:13)	28	17
Bears	3	11:20	J.Fields 61 yd. run (J.Fields-T.Wesco pass) (3-66, 1:27)	28	25
Dolphins	3	06:02	J.Wilson 10 yd. pass from T.Tagovailoa (J.Sanders kick) (11-75, 5:18)	35	25
Bears	4	11:38	C.Kmet 4 yd. pass from J.Fields (C.Santos kick) (10-65, 5:24)	35	32

MIAMI DOLPHINS

PASSING	ATT	CP	YDS	SK/YD	TD	LG	INT	RTG
Tua Tagovailoa	30	21	302	0/0	3	39	0	135.7
TOTAL	30	21	302	0/0	3	39	0	135.7

RUSHING	ATT	YDS	AVG	LG	TD
Jeff Wilson Jr.	9	51	5.7	28	0
Raheem Mostert	9	26	2.9	14	1
Tua Tagovailoa	5	0	0.0	4	0
TOTAL	23	77	3.3	28	1

RECEIVING	NO	YDS	AVG	LG	TD
Tyreek Hill	7	143	20.4	39	1
Jaylen Waddle	5	85	17.0	26	1
Trent Sherfield	3	27	9.0	18	0
Jeff Wilson Jr.	3	21	7.0	10	1
Cedrick Wilson Jr.	2	23	11.5	14	0
Mike Gesicki	1	3	3.0	3	0
TOTAL	21	302	14.4	39	3

TOP DEFENSE	TOT	SOLO	AST	SCK	YDS	INT
Elandon Roberts	10	5	5	0.0	0.0	0
Kader Kohou	8	8	0	0.0	0.0	0
Eric Rowe	7	6	1	0.0	0.0	0

FIELD GOALS	FGM/FGA	PERCENT	RESULTS
Jason Sanders	0-1	0.0	29WL
TOTAL	0-1	0.0	

CHICAGO BEARS

PASSING	ATT	CP	YDS	SK/YD	TD	LG	INT	RTG
Justin Fields	28	17	123	2/7	3	18	0	106.7
TOTAL	28	17	123	2/7	3	18	0	106.7

RUSHING	ATT	YDS	AVG	LG	TD
Justin Fields	15	178	11.9	61	1
David Montgomery	14	36	2.6	8	0
Khalil Herbert	7	23	3.3	5	0
Cole Kmet	2	9	4.5	8	0
Chase Claypool	1	4	4.0	4	0
Darnell Mooney	1	2	2.0	2	0
TOTAL	40	252	6.3	61	1

RECEIVING	NO	YDS	AVG	LG	TD
Darnell Mooney	7	43	6.1	16	1
Cole Kmet	5	41	8.2	18	2
Chase Claypool	2	13	6.5	12	0
Dante Pettis	1	12	12.0	12	0
David Montgomery	1	8	8.0	8	0
N'Keal Harry	1	6	6.0	6	0
TOTAL	17	123	7.2	18	3

TOP DEFENSE	TOT	SOLO	AST	SCK	YDS	INT
Kylar Gordon	8	7	1	0.0	0.0	0
Jack Sanborn	7	7	0	0.0	0.0	0
Eddie Jackson	7	6	1	0.0	0.0	0

FIELD GOALS	FGM/FGA	PERCENT	RESULTS
Cairo Santos	1-1	100.0	32G
TOTAL	1-1	100.0	

Team Statistics	Dolphins	Bears
First Downs	21	23
3rd-Down Eff. (Made/Att/Pct)	5/10/50%	10/16/63%
4th-Down Eff. (Made/Att/Pct)	0/2/0%	1/2/50%
Total Net Yards	379	368
Total Plays	53	70
Yards Per Play	7.2	5.3
Rushes/Net Yards	23/77	40/252
Net Passing	302	116
Pass Attempts/Completions	30/21	28/17
Had Intercepted	0	0
Sacked/Yards Lost	0/0	2/7
Punts/Average	1/51.0	3/27.7
Penalties/Yards	3/38	4/92
Fumbles/Lost	1/0	0/0
Possession Time	25:14	34:46



31

Detroit Lions	3	7	0	21	-	31
Chicago Bears	3	7	14	6	-	30

WEEK 10
 Detroit Lions 31, Chicago Bears 30
 61,817 Soldier Field Nov 13, 2022



30

SCORING DRIVES

TEAM	QTR	TIME	SCORING PLAY	DET	CHI
Bears	1	10:39	C.Santos 33 yd. Field Goal (8-60, 4:21)	0	3
Lions	1	03:21	M.Badgley 25 yd. Field Goal (14-68, 7:18)	3	3
Lions	2	07:18	B.Wright 2 yd. pass from J.Goff (M.Badgley kick) (13-80, 7:26)	10	3
Bears	2	00:12	J.Fields 1 yd. run (C.Santos kick) (15-75, 7:06)	10	10
Bears	3	07:36	C.Kmet 6 yd. pass from J.Fields (C.Santos kick) (10-76, 5:19)	10	17
Bears	3	02:43	C.Kmet 50 yd. pass from J.Fields (C.Santos kick) (3-71, 1:26)	10	24
Lions	4	11:37	D.Swift 9 yd. run (M.Badgley kick) (4-55, 1:58)	17	24
Lions	4	10:29	J.Okudah 20 yd. interception return (M.Badgley kick)	24	24
Bears	4	09:11	J.Fields 67 yd. run (kick failed, w) (3-75, 1:18)	24	30
Lions	4	02:21	Ja.Williams 1 yd. run (M.Badgley kick) (8-91, 3:02)	31	30

DETROIT LIONS

PASSING	ATT	CP	YDS	SK/YD	TD	LG	INT	RTG
Jared Goff	26	19	236	2/8	1	44	0	113.6
TOTAL	26	19	236	2/8	1	44	0	113.6

RUSHING	ATT	YDS	AVG	LG	TD
Jamaal Williams	16	59	3.7	13	1
Jared Goff	4	14	3.5	10	0
Justin Jackson	4	14	3.5	9	0
D'Andre Swift	6	6	1.0	9t	1
Amon-Ra St. Brown	1	2	2.0	2	0
TOTAL	31	95	3.1	13	2

RECEIVING	NO	YDS	AVG	LG	TD
Amon-Ra St. Brown	10	119	11.9	22	0
Kalif Raymond	3	47	15.7	21	0
Justin Jackson	2	14	7.0	8	0
Tom Kennedy	1	44	44.0	44	0
D'Andre Swift	1	6	6.0	6	0
James Mitchell	1	4	4.0	4	0
Brock Wright	1	2	2.0	2t	1
TOTAL	19	236	12.4	44	1

TOP DEFENSE	TOT	SOLO	AST	SCK	YDS	INT
Alex Anzalone	10	6	4	0.0	0.0	0
Aidan Hutchinson	8	8	0	1.0	5.0	0
Kerby Joseph	7	5	2	0.0	0.0	0

FIELD GOALS	FGM/FGA	PERCENT	RESULTS
Michael Badgley	1-1	100.0	25G
TOTAL	1-1	100.0	

CHICAGO BEARS

PASSING	ATT	CP	YDS	SK/YD	TD	LG	INT	RTG
Justin Fields	20	12	167	3/17	2	50t	1	99.4
TOTAL	20	12	167	3/17	2	50T	1	99.4

RUSHING	ATT	YDS	AVG	LG	TD
Justin Fields	13	147	11.3	67t	2
Khalil Herbert	10	57	5.7	12	0
David Montgomery	9	37	4.1	9	0
Equanimeous St. Brown	2	9	4.5	10	0
Dante Pettis	1	8	8.0	8	0
TOTAL	35	258	7.4	67T	2

RECEIVING	NO	YDS	AVG	LG	TD
Cole Kmet	4	74	18.5	50t	2
Darnell Mooney	4	57	14.3	22	0
Byron Pringle	1	12	12.0	12	0
Dante Pettis	1	9	9.0	9	0
Chase Claypool	1	8	8.0	8	0
David Montgomery	1	7	7.0	7	0
TOTAL	12	167	13.9	50T	2

TOP DEFENSE	TOT	SOLO	AST	SCK	YDS	INT
Jack Sanborn	12	9	3	2.0	8.0	0
Jaquan Brisker	7	5	2	0.0	0.0	0
Nicholas Morrow	6	6	0	0.0	0.0	0

FIELD GOALS	FGM/FGA	PERCENT	RESULTS
Cairo Santos	1-1	100.0	33G
TOTAL	1-1	100.0	

Team Statistics

	Lions	Bears
First Downs	25	19
3rd-Down Eff. (Made/Att/Pct)	5/11/45%	6/11/55%
4th-Down Eff. (Made/Att/Pct)	1/1/100%	0/1/0%
Total Net Yards	323	408
Total Plays	59	58
Yards Per Play	5.5	7.0
Rushes/Net Yards	31/95	35/258
Net Passing	228	150
Pass Attempts/Completions	26/19	20/12
Had Intercepted	0	1
Sacked/Yards Lost	2/8	3/17
Punts/Average	4/46.3	3/43.0
Penalties/Yards	2/15	9/86
Fumbles/Lost	1/0	1/0
Possession Time	30:48	29:12



24



27

WEEK 11

Chicago Bears 24, Atlanta Falcons 27

69,757 Mercedes-Benz Stadium Nov 20, 2022

Chicago Bears	7	10	0	7	-	24
Atlanta Falcons	7	10	7	3	-	27

SCORING DRIVES

TEAM	QTR	TIME	SCORING PLAY	CHI	ATL
Falcons	1	09:37	D.London 2 yd. pass from M.Mariota (Y.Koo kick) (10-75, 5:23)	0	7
Bears	1	06:02	D.Mooney 16 yd. pass from J.Fields (C.Santos kick) (7-44, 3:35)	7	7
Bears	2	07:42	C.Santos 41 yd. Field Goal (7-47, 3:55)	10	7
Bears	2	04:31	J.Fields 4 yd. run (C.Santos kick) (7-29, 2:53)	17	7
Falcons	2	04:18	C.Patterson 103 yd. kickoff return (Y.Koo kick) (0-0, 0:13)	17	14
Falcons	2	00:00	Y.Koo 40 yd. Field Goal (7-32, 1:10)	17	17
Falcons	3	01:48	M.Mariota 10 yd. run (Y.Koo kick) (6-61, 3:27)	17	24
Bears	4	08:16	D.Montgomery 2 yd. run (C.Santos kick) (13-75, 8:32)	24	24
Falcons	4	01:47	Y.Koo 53 yd. Field Goal (12-40, 6:29)	24	27

CHICAGO BEARS

PASSING	ATT	CP	YDS	SK/YD	TD	LG	INT	RTG
Justin Fields	21	14	153	4/25	1	32	1	84.0
TOTAL	21	14	153	4/25	1	32	1	84.0

RUSHING	ATT	YDS	AVG	LG	TD
Justin Fields	18	85	4.7	17	1
David Montgomery	17	67	3.9	15	1
Trestan Ebner	6	8	1.3	6	0
TOTAL	41	160	3.9	17	2

RECEIVING	NO	YDS	AVG	LG	TD
Darnell Mooney	4	29	7.3	16t	1
David Montgomery	3	54	18.0	32	0
Cole Kmet	3	35	11.7	24	0
Equanimeous St. Brown	2	24	12.0	14	0
Chase Claypool	2	11	5.5	6	0
TOTAL	14	153	10.9	32	1

TOP DEFENSE	TOT	SOLO	AST	SCK	YDS	INT
Jaquan Brisker	11	7	4	0.0	0.0	0
Jack Sanborn	9	8	1	0.0	0.0	0
Eddie Jackson	7	6	1	0.0	0.0	0

FIELD GOALS	FGM/FGA	PERCENT	RESULTS
Cairo Santos	1-2	50.0	41G, 56CR
TOTAL	1-2	50.0	

ATLANTA FALCONS

PASSING	ATT	CP	YDS	SK/YD	TD	LG	INT	RTG
Marcus Mariota	20	13	131	0/0	1	19	0	100.2
TOTAL	20	13	131	0/0	1	19	0	100.2

RUSHING	ATT	YDS	AVG	LG	TD
Tyler Allgeier	8	55	6.9	26	0
Cordarrelle Patterson	10	52	5.2	17	0
Marcus Mariota	13	25	1.9	10t	1
Olamide Zaccheaus	1	13	13.0	13	0
Caleb Huntley	1	4	4.0	4	0
TOTAL	33	149	4.5	26	1

RECEIVING	NO	YDS	AVG	LG	TD
Kyle Pitts	3	43	14.3	18	0
Damiere Byrd	2	29	14.5	19	0
Cordarrelle Patterson	2	7	3.5	9	0
MyCole Pruitt	1	17	17.0	17	0
KhaDarel Hodge	1	13	13.0	13	0
Tyler Allgeier	1	9	9.0	9	0
Olamide Zaccheaus	1	9	9.0	9	0
Caleb Huntley	1	2	2.0	2	0
Drake London	1	2	2.0	2t	1
TOTAL	13	131	10.1	19	1

TOP DEFENSE	TOT	SOLO	AST	SCK	YDS	INT
Rashaan Evans	11	8	3	0.0	0.0	0
Mykal Walker	8	3	5	0.0	0.0	0
Darren Hall	7	7	0	0.0	0.0	0

FIELD GOALS	FGM/FGA	PERCENT	RESULTS
Younghoe Koo	2-2	100.0	40G, 53G
TOTAL	2-2	100.0	

Team Statistics

	Bears	Falcons
First Downs	20	18
3rd-Down Eff. (Made/Att/Pct)	9/16/56%	2/9/22%
4th-Down Eff. (Made/Att/Pct)	0/0/0%	1/1/100%
Total Net Yards	288	280
Total Plays	66	53
Yards Per Play	4.4	5.3
Rushes/Net Yards	41/160	33/149
Net Passing	128	131
Pass Attempts/Completions	21/14	20/13
Had Intercepted	1	0
Sacked/Yards Lost	4/25	0/0
Punts/Average	4/40.0	3/46.3
Penalties/Yards	7/56	2/13
Fumbles/Lost	2/0	2/2
Possession Time	35:10	24:50



WEEK 12
Chicago Bears 10, New York Jets 31
77,963 MetLife Stadium Nov 27, 2022



Chicago Bears 3 7 0 0 - 10
New York Jets 7 10 14 0 - 31

SCORING DRIVES

TEAM	QTR	TIME	SCORING PLAY	CHI	NYJ
Jets	1	10:12	G.Wilson 8 yd. pass from M.White (G.Zuerlein kick) (9-75, 4:48)	0	7
Bears	1	05:59	C.Santos 22 yd. Field Goal (9-71, 4:13)	3	7
Bears	2	14:20	B.Pringle 4 yd. pass from T.Siemian (C.Santos kick) (9-71, 4:51)	10	7
Jets	2	04:57	G.Wilson 54 yd. pass from M.White (G.Zuerlein kick) (4-78, 2:14)	10	14
Jets	2	00:12	G.Zuerlein 57 yd. Field Goal (9-34, 3:27)	10	17
Jets	3	06:35	E.Moore 22 yd. pass from M.White (G.Zuerlein kick) (6-53, 3:24)	10	24
Jets	3	02:28	T.Johnson 32 yd. run (G.Zuerlein kick) (4-79, 1:51)	10	31

CHICAGO BEARS

PASSING	ATT	CP	YDS	SKAYD	TD	LG	INT	RTG
Trevor Siemian	25	14	179	2/14	1	33	1	75.2
TOTAL	25	14	179	2/14	1	33	1	75.3

RUSHING	ATT	YDS	AVG	LG	TD
David Montgomery	14	79	5.6	14	0
Darrynton Evans	9	34	3.8	8	0
Trevor Siemian	4	8	2.0	6	0
Velus Jones Jr.	2	6	3.0	7	0
TOTAL	29	127	4.4	14	0

RECEIVING	NO	YDS	AVG	LG	TD
David Montgomery	3	34	11.3	26	0
Cole Kmet	3	27	9.0	14	0
Chase Claypool	2	51	25.5	31	0
Byron Pringle	2	12	6.0	8	1
Darrynton Evans	1	33	33.0	33	0
Dante Pettis	1	12	12.0	12	0
Equanimeous St. Brown	1	7	7.0	7	0
Trevon Wesco	1	3	3.0	3	0
TOTAL	14	179	12.8	33	1

TOP DEFENSE	TOT	SOLO	AST	SCK	YDS	INT
Jack Sanborn	14	10	4	0.0	0.0	0
DeAndre Houston-Carson	9	6	3	0.0	0.0	0
Nicholas Morrow	8	3	5	0.0	0.0	0

FIELD GOALS	FGM/FGA	PERCENT	RESULTS
Cairo Santos	1-1	100.0	22G
TOTAL	1-1	100.0	

NEW YORK JETS

PASSING	ATT	CP	YDS	SKAYD	TD	LG	INT	RTG
Mike White	28	22	315	1/7	3	54t	0	149.3
Braden Mann	1	0	0/0	0	0	0	0	39.6
TOTAL	29	22	315	1/7	3	54T	0	145.0

RUSHING	ATT	YDS	AVG	LG	TD
Zonovan Knight	14	69	4.9	19	0
Ty Johnson	5	62	12.4	32t	1
Michael Carter	6	21	3.5	6	0
Braxton Berrios	2	9	4.5	10	0
Mike White	3	2	0.7	3	0
Garrett Wilson	1	-1	-1.0	-1	0
Elijah Moore	1	-4	-4.0	-4	0
TOTAL	32	158	4.9	32T	1

RECEIVING	NO	YDS	AVG	LG	TD
Garrett Wilson	5	95	19.0	54t	2
Tyler Conklin	3	50	16.7	29	0
Zonovan Knight	3	34	11.3	16	0
C.J. Uzomah	3	17	5.7	8	0
Elijah Moore	2	64	32.0	42	1
Michael Carter	2	15	7.5	9	0
Ty Johnson	1	16	16.0	16	0
Denzel Mims	1	11	11.0	11	0
Corey Davis	1	9	9.0	9	0
Braxton Berrios	1	4	4.0	4	0
TOTAL	22	315	14.3	54T	3

TOP DEFENSE	TOT	SOLO	AST	SCK	YDS	INT
C.J. Mosley	10	3	7	0.0	0.0	1
D.J. Reed	6	4	2	0.0	0.0	0
Jordan Whitehead	5	4	1	0.0	0.0	0

FIELD GOALS	FGM/FGA	PERCENT	RESULTS
Greg Zuerlein	1-2	50.0	57G, 53WR
TOTAL	1-2	50.0	

Team Statistics

	Bears	Jets
First Downs	14	22
3rd-Down Eff. (Made/Att/Pct)	4/13/31%	7/12/58%
4th-Down Eff. (Made/Att/Pct)	2/3/67%	0/1/0%
Total Net Yards	292	466
Total Plays	56	62
Yards Per Play	5.2	7.5
Rushes/Net Yards	29/127	32/158
Net Passing	165	308
Pass Attempts/Completions	25/14	29/22
Had Intercepted	1	0
Sacked/Yards Lost	2/14	1/7
Punts/Average	5/48.8	2/59.0
Penalties/Yards	1/10	1/5
Fumbles/Lost	2/0	2/0
Possession Time	27:55	32:05



WEEK 13
 Green Bay Packers 28, Chicago Bears 19
 61,233 @ Soldier Field Dec 4, 2022



Green Bay Packers	0	10	0	18	-	28
Chicago Bears	10	6	3	0	-	19

SCORING DRIVES

TEAM	QTR	TIME	SCORING PLAY	GB	CHI
Bears	1	09:23	C.Santos 40 yd. Field Goal (11-53, 5:37)	0	3
Bears	1	03:00	J.Fields 55 yd. run (C.Santos kick) (5-70, 2:39)	0	10
Packers	2	10:22	M.Crosby 24 yd. Field Goal (13-64, 7:38)	3	10
Bears	2	06:09	D.Montgomery 7 yd. run (kick failed, wr) (2-63, 0:57)	3	16
Packers	2	00:17	C.Watson 14 yd. pass from A.Rodgers (M.Crosby kick) (13-75, 5:52)	10	16
Bears	3	01:50	C.Santos 28 yd. Field Goal (12-62, 8:01)	10	19
Packers	4	14:41	A.Dillon 21 yd. run (M.Crosby kick) (4-82, 2:09)	17	19
Packers	4	04:49	M.Crosby 32 yd. Field Goal (13-56, 6:51)	20	19
Packers	4	01:51	C.Watson 46 yd. run (A.Rodgers-M.Lewis pass) (3-68, 1:01)	28	19

GREEN BAY PACKERS

PASSING	ATT	CP	YDS	SK/YD	TD	LG	INT	RTG
Aaron Rodgers	31	18	182	0/0	1	21	0	85.7
TOTAL	31	18	182	0/0	1	21	0	85.7

RUSHING	ATT	YDS	AVG	LG	TD
AJ Dillon	18	93	5.2	21t	1
Christian Watson	1	46	46.0	46t	1
Aaron Jones	9	26	2.9	11	0
Patrick Taylor	1	6	6.0	6	0
Aaron Rodgers	3	4	1.3	6	0
TOTAL	32	175	5.5	46t	2

RECEIVING	NO	YDS	AVG	LG	TD
Allen Lazard	5	67	13.4	21	0
Aaron Jones	5	24	4.8	9	0
Christian Watson	3	48	16.0	19	1
AJ Dillon	3	26	8.7	11	0
Robert Tonyan	1	10	10.0	10	0
Samori Toure	1	7	7.0	7	0
TOTAL	18	182	10.1	21	1

TOP DEFENSE	TOT	SOLO	AST	SCK	YDS	INT
De'Vondre Campbell	10	6	4	0.0	0.0	0
Jaire Alexander	7	6	1	0.0	0.0	1
Quay Walker	7	3	4	0.0	0.0	0

FIELD GOALS	FGM/FGA	PERCENT	RESULTS
Mason Crosby	2-2	100.0	24G, 32G
TOTAL	2-2	100.0	

CHICAGO BEARS

PASSING	ATT	CP	YDS	SK/YD	TD	LG	INT	RTG
Justin Fields	25	20	254	0/0	0	56	2	75.7
TOTAL	25	20	254	0/0	0	56	2	75.7

RUSHING	ATT	YDS	AVG	LG	TD
Justin Fields	6	71	11.8	55t	1
David Montgomery	14	61	4.4	9	1
Darrynton Evans	3	21	7.0	21	0
Velus Jones Jr.	1	1	1.0	1	0
Equanimeous St. Brown	1	1	1.0	1	0
TOTAL	25	155	6.2	55t	2

RECEIVING	NO	YDS	AVG	LG	TD
Cole Kmet	6	72	12.0	24	0
Chase Claypool	5	28	5.6	15	0
David Montgomery	4	6	1.5	7	0
Equanimeous St. Brown	3	85	28.3	56	0
N'Keal Harry	1	49	49.0	49	0
Dante Pettis	1	14	14.0	14	0
TOTAL	20	254	12.7	56	0

TOP DEFENSE	TOT	SOLO	AST	SCK	YDS	INT
Jack Sanborn	10	8	2	0.0	0.0	0
Jaylon Jones	8	6	2	0.0	0.0	0
Nicholas Morrow	6	5	1	0.0	0.0	0

FIELD GOALS	FGM/FGA	PERCENT	RESULTS
Cairo Santos	2-3	66.7	40G, 28G, 40B
TOTAL	2-3	66.0	

Team Statistics

	Packers	Bears
First Downs	21	15
3rd-Down Eff. (Made/Att/Pct)	6/13/46%	6/11/55%
4th-Down Eff. (Made/Att/Pct)	1/2/50%	0/0/0%
Total Net Yards	357	409
Total Plays	63	50
Yards Per Play	5.7	8.2
Rushes/Net Yards	32/175	25/155
Net Passing	182	254
Pass Attempts/Completions	31/18	25/20
Had Intercepted	0	2
Sacked/Yards Lost	0/0	0/0
Punts/Average	3/44.7	1/39.0
Penalties/Yards	2/20	5/63
Fumbles/Lost	0/0	1/1
Possession Time	32:28	27:32



WEEK 15
 Philadelphia Eagles 25, Chicago Bears 20
 48,423 Soldier Field Dec 18, 2022



Philadelphia Eagles	0	10	7	8	-	25
Chicago Bears	0	6	7	7	-	20

SCORING DRIVES

TEAM	QTR	TIME	SCORING PLAY	PHI	CHI
Eagles	2	11:50	J.Elliott 32 yd. Field Goal (9-67, 3:02)	3	0
Bears	2	06:47	D.Montgomery 9 yd. run (kick failed, wI) (8-75, 5:03)	3	6
Eagles	2	00:43	J.Hurts 22 yd. run (J.Elliott kick) (9-91, 2:06)	10	6
Eagles	3	12:19	J.Hurts 1 yd. run (J.Elliott kick) (6-42, 2:41)	17	6
Bears	3	08:45	D.Montgomery 10 yd. pass from J.Fields (C.Santos kick) (3-15, 1:22)	17	13
Eagles	4	04:20	J.Hurts 1 yd. run (J.Hurts run) (6-75, 2:27)	23	13
Bears	4	02:43	B.Pringle 35 yd. pass from J.Fields (C.Santos kick) (6-60, 1:37)	25	20

PHILADELPHIA EAGLES

PASSING	ATT	CP	YDS	SK/YD	TD	LG	INT	RTG
Jalen Hurts	37	22	315	1/6	0	68	2	64.6
TOTAL	37	22	315	1/6	0	68	2	64.6

RUSHING	ATT	YDS	AVG	LG	TD
Jalen Hurts	17	61	3.6	22t	3
Miles Sanders	11	42	3.8	18	0
Kenneth Gainwell	3	5	1.7	3	0
Quez Watkins	2	4	2.0	4	0
TOTAL	33	112	3.4	22T	3

RECEIVING	NO	YDS	AVG	LG	TD
A.J. Brown	9	181	20.1	68	0
DeVonta Smith	5	126	25.2	45	0
Quez Watkins	4	6	1.5	3	0
Kenneth Gainwell	2	9	4.5	7	0
Jack Stoll	1	6	6.0	6	0
Miles Sanders	1	-13	-13.0	-13	0
TOTAL	22	315	14.3	68	0

TOP DEFENSE	TOT	SOLO	AST	SCK	YDS	INT
T.J. Edwards	9	5	4	0.0	0.0	0
K'Von Wallace	8	7	1	0.0	0.0	0
Josh Sweat	6	5	1	2.0	21.0	0

FIELD GOALS	FGM/FGA	PERCENT	RESULTS
Jake Elliott	1-2	50.0	32G, 38RU
TOTAL	1-2	50.0	

CHICAGO BEARS

PASSING	ATT	CP	YDS	SK/YD	TD	LG	INT	RTG
Justin Fields	21	14	152	6/61	2	35t	0	119.5
Nathan Peterman	1	0	0/0	0/0	0	0	0	39.6
TOTAL	22	14	152	6/61	2	35T	0	114.2

RUSHING	ATT	YDS	AVG	LG	TD
Justin Fields	15	95	6.3	39	0
David Montgomery	12	53	4.4	9t	1
Darrynton Evans	2	9	4.5	6	0
Velus Jones Jr.	1	0	0.0	0	0
TOTAL	30	157	5.2	39	1

RECEIVING	NO	YDS	AVG	LG	TD
Cole Kmet	4	25	6.3	7	0
David Montgomery	3	38	12.7	21	1
Byron Pringle	2	39	19.5	35t	1
Nsimba Webster	2	14	7.0	8	0
Equanimeous St. Brown	1	20	20.0	20	0
Dante Pettis	1	13	13.0	13	0
Velus Jones Jr.	1	3	3.0	3	0
TOTAL	14	152	10.9	35T	2

TOP DEFENSE	TOT	SOLO	AST	SCK	YDS	INT
Nicholas Morrow	11	9	2	0.0	0.0	0
Jaylon Johnson	6	6	0	0.0	0.0	0
Joe Thomas	6	3	3	1.0	6.0	0

FIELD GOALS	FGM/FGA	PERCENT	RESULTS
			No Field Goals

Team Statistics

	Eagles	Bears
First Downs	20	15
3rd-Down Eff. (Made/Att/Pct)	9/16/56%	5/13/38%
4th-Down Eff. (Made/Att/Pct)	1/2/50%	0/1/0%
Total Net Yards	421	248
Total Plays	71	58
Yards Per Play	5.9	4.3
Rushes/Net Yards	33/112	30/157
Net Passing	309	91
Pass Attempts/Completions	37/22	22/14
Had Intercepted	2	0
Sacked/Yards Lost	1/6	6/61
Punts/Average	2/45.0	6/42.0
Penalties/Yards	2/25	6/30
Fumbles/Lost	1/1	4/1
Possession Time	29:53	30:07



35



13

WEEK 16
Buffalo Bills 35, Chicago Bears 13
 59,929 Soldier Field Dec 24, 2022

Buffalo Bills	6	0	15	14	-	35
Chicago Bears	7	3	0	3	-	13

SCORING DRIVES

TEAM	QTR	TIME	SCORING PLAY	BUF	CHI
Bears	1	09:41	D.Pettis 6 yd. pass from J.Fields (C.Santos kick) (8-64, 5:19)	0	7
Bills	1	06:22	G.Davis 19 yd. pass from J.Allen (kick failed, wr) (6-71, 3:19)	6	7
Bears	2	03:21	C.Santos 37 yd. Field Goal (8-19, 4:32)	6	10
Bills	3	10:51	D.Singletary 33 yd. run (J.Allen-K.Shakir pass) (8-86, 4:09)	14	10
Bills	3	07:57	J.Cook 27 yd. run (T.Bass kick) (3-35, 0:47)	20	10
Bears	4	10:19	C.Santos 35 yd. Field Goal (4-1, 1:54)	21	13
Bills	4	03:45	J.Allen 4 yd. run (T.Bass kick) (8-56, 3:36)	28	13
Bills	4	01:02	D.Knox 13 yd. pass from J.Allen (T.Bass kick) (4-20, 1:06)	35	13

BUFFALO BILLS

PASSING	ATT	CP	YDS	SK/YD	TD	LG	INT	RTG
Josh Allen	26	15	172	1/0	2	24	2	71.3
TOTAL	26	15	172	1/0	2	24	2	71.3

RUSHING	ATT	YDS	AVG	LG	TD
Devin Singletary	12	106	8.8	33t	1
James Cook	11	99	9.0	27t	1
Josh Allen	6	41	6.8	15	1
Isaiah McKenzie	1	6	6.0	6	0
Nyheim Hines	1	2	2.0	2	0
TOTAL	31	254	8.2	33t	3

RECEIVING	NO	YDS	AVG	LG	TD
Gabe Davis	3	45	15.0	19t	1
Dawson Knox	3	38	12.7	24	1
Stefon Diggs	2	26	13.0	15	0
Devin Singletary	2	19	9.5	10	0
Reggie Gilliam	1	12	12.0	12	0
Cole Beasley	1	9	9.0	9	0
James Cook	1	9	9.0	9	0
Nyheim Hines	1	9	9.0	9	0
Khalil Shakir	1	5	5.0	5	0
TOTAL	15	172	11.5	24	2

TOP DEFENSE	TOT	SOLO	AST	SCK	YDS	INT
Tremaine Edmunds	9	5	4	0.0	0.0	0
Damar Hamlin	6	4	2	0.0	0.0	0
Matt Milano	6	4	2	0.0	0.0	0

FIELD GOALS	FGM/FGA	PERCENT	RESULTS
Tyler Bass	0-1	0.0	38WR
TOTAL	0-1	0.0	

CHICAGO BEARS

PASSING	ATT	CP	YDS	SK/YD	TD	LG	INT	RTG
Justin Fields	23	15	119	2/15	1	44	0	92.5
Nathan Peterman	5	3	25	0/0	0	14	1	33.3
TOTAL	28	18	144	2/15	1	44	1	74.1

RUSHING	ATT	YDS	AVG	LG	TD
David Montgomery	16	62	3.9	28	0
Justin Fields	7	11	1.6	7	0
Khalil Herbert	6	7	1.2	5	0
TOTAL	29	80	2.8	28	0

RECEIVING	NO	YDS	AVG	LG	TD
Cole Kmet	5	27	5.4	7	0
David Montgomery	4	22	5.5	10	0
Velus Jones Jr.	2	52	26.0	44	0
Byron Pringle	2	34	17.0	20	0
Dante Pettis	2	11	5.5	6t	1
Khalil Herbert	2	-4	-2.0	-2	0
Ryan Griffin	1	2	2.0	2	0
TOTAL	18	144	8.0	44	1

TOP DEFENSE	TOT	SOLO	AST	SCK	YDS	INT
Nicholas Morrow	8	5	3	0.0	0.0	1
Joe Thomas	7	6	1	0.0	0.0	0
Jaquan Brisker	7	4	3	1.0	0.0	0

FIELD GOALS	FGM/FGA	PERCENT	RESULTS
Cairo Santos	2-2	100.0	37G, 35G
TOTAL	2-2	100.0	

Team Statistics

	Bills	Bears
First Downs	20	11
3rd-Down Eff. (Made/Att/Pct)	6/11/55%	2/12/17%
4th-Down Eff. (Made/Att/Pct)	1/1/100%	1/4/25%
Total Net Yards	426	209
Total Plays	58	59
Yards Per Play	7.3	3.5
Rushes/Net Yards	31/254	29/80
Net Passing	172	129
Pass Attempts/Completions	26/15	28/18
Had Intercepted	2	1
Sacked/Yards Lost	1/0	2/15
Punts/Average	3/53.7	4/49.3
Penalties/Yards	9/72	2/15
Fumbles/Lost	3/1	2/1
Possession Time	28:48	31:12



WEEK 17
 Chicago Bears 10, Detroit Lions 41
 66,169 Ford Field Jan 1, 2023



Chicago Bears 10 0 0 0 - 10
 Detroit Lions 7 17 14 3 - 41

SCORING DRIVES

TEAM	QTR	TIME	SCORING PLAY	CHI	DET
Bears	1	10:54	C.Kmet 13 yd. pass from J.Fields (C.Santos kick) (9-75, 4:06)	7	0
Lions	1	06:45	B.Wright 2 yd. pass from J.Goff (M.Badgley kick) (9-75, 4:09)	7	7
Bears	1	02:26	C.Santos 23 yd. Field Goal (7-70, 4:19)	10	7
Lions	2	14:24	D.Swift 17 yd. run (M.Badgley kick) (6-75, 3:02)	10	14
Lions	2	04:16	B.Wright 9 yd. pass from J.Goff (M.Badgley kick) (9-63, 5:04)	10	21
Lions	2	00:17	M.Badgley 23 yd. Field Goal (8-46, 2:33)	10	24
Lions	3	11:38	Ja.Williams 2 yd. run (M.Badgley kick) (6-75, 3:22)	10	31
Lions	3	06:36	D.Swift 21 yd. pass from J.Goff (M.Badgley kick) (7-92, 3:56)	10	38
Lions	4	02:40	M.Badgley 41 yd. Field Goal (5-47, 2:31)	10	41

CHICAGO BEARS

PASSING	ATT	CP	YDS	SK/YD	TD	LG	INT	RTG
Justin Fields	21	7	75	7/45	1	16	1	40.8
TOTAL	21	7	75	7/45	1	16	1	40.8

RUSHING	ATT	YDS	AVG	LG	TD
Justin Fields	10	132	13.2	60	0
Khalil Herbert	5	31	6.2	15	0
David Montgomery	6	24	4.0	9	0
Velus Jones Jr.	1	13	13.0	13	0
TOTAL	22	200	9.1	60	0

RECEIVING	NO	YDS	AVG	LG	TD
Cole Kmet	2	27	13.5	14	1
Equanimeous St. Brown	2	20	10.0	14	0
David Montgomery	2	12	6.0	8	0
N'Keal Harry	1	16	16.0	16	0
TOTAL	7	75	10.7	16	1

TOP DEFENSE	TOT	SOLO	AST	SCK	YDS	INT
Joe Thomas	12	7	5	0.0	0.0	0
Jaquan Brisker	8	6	2	0.0	0.0	0
Kyler Gordon	7	6	1	0.0	0.0	0

FIELD GOALS	FGM/FGA	PERCENT	RESULTS
Cairo Santos	1-1	100.0	23G
TOTAL	1-1	100.0	

DETROIT LIONS

PASSING	ATT	CP	YDS	SK/YD	TD	LG	INT	RTG
Jared Goff	29	21	255	1/9	3	28	0	133.5
Nate Sudfeld	0	0	0	1/7	0	0	0	0.0
TOTAL	29	21	255	2/16	3	28	0	133.5

RUSHING	ATT	YDS	AVG	LG	TD
Jamaal Williams	22	144	6.5	58	1
D'Andre Swift	11	78	7.1	35	1
Jameson Williams	1	40	40.0	40	0
Kalif Raymond	1	4	4.0	4	0
Jared Goff	1	2	2.0	2	0
Nate Sudfeld	3	-3	-1.0	-1	0
TOTAL	39	265	6.8	58	2

RECEIVING	NO	YDS	AVG	LG	TD
Amon-Ra St. Brown	4	62	15.5	28	0
D'Andre Swift	4	39	9.8	21t	1
Kalif Raymond	3	40	13.3	16	0
Brock Wright	3	13	4.3	9t	2
DJ Chark	2	56	28.0	28	0
James Mitchell	1	15	15.0	15	0
Jamaal Williams	1	13	13.0	13	0
Shane Zylstra	1	7	7.0	7	0
Jason Cabinda	1	5	5.0	5	0
Josh Reynolds	1	5	5.0	5	0
TOTAL	21	255	12.1	28	3

TOP DEFENSE	TOT	SOLO	AST	SCK	YDS	INT
Alex Anzalone	7	4	3	0.0	0.0	0
Josh Paschal	4	4	0	2.0	22.0	0
Malcolm Rodriguez	4	4	0	0.0	0.0	0

FIELD GOALS	FGM/FGA	PERCENT	RESULTS
Michael Badgley	2-2	100.0	23G, 41G
TOTAL	2-2	100.0	

Team Statistics	Bears	Lions
First Downs	9	26
3rd-Down Eff. (Made/Att/Pct)	3/13/23%	4/12/33%
4th-Down Eff. (Made/Att/Pct)	0/1/0%	0/1/0%
Total Net Yards	230	504
Total Plays	50	70
Yards Per Play	4.6	7.2
Rushes/Net Yards	22/200	39/265
Net Passing	30	239
Pass Attempts/Completions	21/7	29/21
Had Intercepted	1	0
Sacked/Yards Lost	7/45	2/16
Punts/Average	7/45.9	3/50.0
Penalties/Yards	3/49	6/42
Fumbles/Lost	1/1	0/0
Possession Time	24:17	35:43



WEEK 18
 Minnesota Vikings 29, Chicago Bears 13
 60,007 Soldier Field Jan 8, 2023



Minnesota Vikings	6	10	7	6	-	29
Chicago Bears	0	6	7	0	-	13

SCORING DRIVES

TEAM	QTR	TIME	SCORING PLAY	MIN	CHI
Vikings	1	10:12	A.Thielen 4 yd. pass from K.Cousins (kick failed, wr) (4-73, 2:17)	6	0
Vikings	2	09:20	A.Mattison 1 yd. run (G.Joseph kick) (12-66, 6:29)	13	0
Vikings	2	04:57	G.Joseph 28 yd. Field Goal (6-25, 3:22)	16	0
Bears	2	03:31	V.Jones 42 yd. run (pass failed) (3-75, 1:26)	16	6
Vikings	3	09:25	A.Mattison 1 yd. run (G.Joseph kick) (11-75, 5:35)	23	6
Bears	3	04:07	C.Kmet 11 yd. pass from N.Peterman (C.Santos kick) (10-75, 5:18)	23	13
Vikings	4	14:55	G.Joseph 50 yd. Field Goal (8-43, 4:12)	26	13
Vikings	4	03:39	G.Joseph 41 yd. Field Goal (9-36, 3:35)	29	13

MINNESOTA VIKINGS

PASSING	ATT	CP	YDS	SK/YD	TD	LG	INT	RTG
Kirk Cousins	20	17	225	0/0	1	66	0	130.2
Nick Mullens	13	11	116	0/0	0	26	1	71.8
TOTAL	33	28	341	0/0	1	66	1	107.2

RUSHING	ATT	YDS	AVG	LG	TD
Alexander Mattison	10	54	5.4	11	2
Dalvin Cook	11	37	3.4	15	0
Ty Chandler	6	20	3.3	10	0
Kene Nwangwu	5	13	2.6	8	0
Nick Mullens	4	8	2.0	4	0
Jalen Reagor	1	5	5.0	5	0
Adam Thielen	1	4	4.0	4	0
TOTAL	38	141	3.7	15	2

RECEIVING	NO	YDS	AVG	LG	TD
K.J. Osborn	5	117	23.4	66	0
Jalen Nailor	4	62	15.5	26	0
C.J. Ham	4	47	11.8	17	0
Justin Jefferson	4	38	9.5	23	0
Irv Smith Jr.	3	14	4.7	8	0
Jalen Reagor	2	17	8.5	10	0
Adam Thielen	2	8	4.0	4t	1
T.J. Hockenson	1	16	16.0	16	0
Kene Nwangwu	1	16	16.0	16	0
Alexander Mattison	1	6	6.0	6	0
Dalvin Cook	1	0	0.0	0	0
TOTAL	28	341	12.2	66	1

TOP DEFENSE	TOT	SOLO	AST	SCK	YDS	INT
Kris Boyd	4	3	1	0.0	0.0	0
Pat Jones II	4	3	1	1.0	6.0	0
Chandon Sullivan	3	3	0	0.0	0.0	0

FIELD GOALS	FGM/FGA	PERCENT	RESULTS
Greg Joseph	3-3	100.0	28G, 50G, 41G
TOTAL	3-3	100.0	

CHICAGO BEARS

PASSING	ATT	CP	YDS	SK/YD	TD	LG	INT	RTG
Nathan Peterman	19	11	114	1/6	1	28	0	92.9
Tim Boyle	8	2	33	0/0	0	17	2	4.7
TOTAL	27	13	147	1/6	1	28	2	46.4

RUSHING	ATT	YDS	AVG	LG	TD
Khalil Herbert	10	50	5.0	13	0
Velus Jones Jr.	1	42	42.0	42t	1
David Montgomery	7	21	3.0	8	0
Nathan Peterman	2	7	3.5	6	0
Tim Boyle	2	-2	-1.0	-1	0
TOTAL	22	118	5.4	42T	1

RECEIVING	NO	YDS	AVG	LG	TD
Cole Kmet	4	57	14.3	17	1
Chase Claypool	2	29	14.5	20	0
Dante Pettis	2	19	9.5	13	0
Velus Jones Jr.	1	28	28.0	28	0
N'Keal Harry	1	7	7.0	7	0
Byron Pringle	1	5	5.0	5	0
Equanimeous St. Brown	1	3	3.0	3	0
Khalil Herbert	1	-1	-1.0	-1	0
TOTAL	13	147	11.3	28	1

TOP DEFENSE	TOT	SOLO	AST	SCK	YDS	INT
Joe Thomas	13	9	4	0.0	0.0	0
Elijah Hicks	11	6	5	0.0	0.0	0
Jaquan Brisker	10	5	5	0.0	0.0	0

FIELD GOALS	FGM/FGA	PERCENT	RESULTS
			No Field Goals

Team Statistics

	Vikings	Bears
First Downs	28	13
3rd-Down Eff. (Made/Att/Pct)	6/11/55%	2/9/22%
4th-Down Eff. (Made/Att/Pct)	0/0/0%	0/3/0%
Total Net Yards	482	259
Total Plays	71	50
Yards Per Play	6.8	5.2
Rushes/Net Yards	38/141	22/118
Net Passing	341	141
Pass Attempts/Completions	33/28	27/13
Had Intercepted	1	2
Sacked/Yards Lost	0/0	1/6
Punts/Average	1/35.0	3/37.0
Penalties/Yards	8/36	2/20
Fumbles/Lost	2/1	0/0
Possession Time	36:36	23:24

AMERICAN FOOTBALL CONFERENCE

EAST TEAM	W	L	T	PCT	PF	PA	NET PTS	HOME	AWAY	CONF	DIV	STREAK
Buffalo Bills	13	3	0	.813	455	286	169	7-1-0	6-2-0	9-2-0	4-2-0	Won 7
Miami Dolphins	9	8	0	.529	397	399	-2	6-2-0	3-6-0	7-5-0	3-3-0	Won 1
New England Patriots	8	9	0	.471	364	347	17	4-4-0	4-5-0	6-6-0	3-3-0	Lost 1
New York Jets	7	10	0	.412	296	316	-20	3-5-0	4-5-0	5-7-0	2-4-0	Lost 6

NORTH TEAM	W	L	T	PCT	PF	PA	NET PTS	HOME	AWAY	CONF	DIV	STREAK
Cincinnati Bengals	12	4	0	.750	418	322	96	6-1-0	6-3-0	8-3-0	3-3-0	Won 8
Baltimore Ravens	10	7	0	.588	350	315	35	5-3-0	5-4-0	6-6-0	3-3-0	Lost 2
Pittsburgh Steelers	9	8	0	.529	308	346	-38	4-4-0	5-4-0	5-7-0	3-3-0	Won 4
Cleveland Browns	7	10	0	.412	361	381	-20	4-4-0	3-6-0	4-8-0	3-3-0	Lost 1

SOUTH TEAM	W	L	T	PCT	PF	PA	NET PTS	HOME	AWAY	CONF	DIV	STREAK
Jacksonville Jaguars	9	8	0	.529	404	350	54	5-3-0	4-5-0	8-4-0	4-2-0	Won 5
Tennessee Titans	7	10	0	.412	298	359	-61	3-5-0	4-5-0	5-7-0	3-3-0	Lost 7
Indianapolis Colts	4	12	1	.265	289	427	-138	2-6-0	2-6-1	4-7-1	1-4-1	Lost 7
Houston Texans	3	13	1	.206	289	420	-131	0-7-1	3-6-0	3-8-1	3-2-1	Won 1

WEST TEAM	W	L	T	PCT	PF	PA	NET PTS	HOME	AWAY	CONF	DIV	STREAK
Kansas City Chiefs	14	3	0	.824	496	369	127	7-1-0	7-2-0	9-3-0	6-0-0	Won 5
Los Angeles Chargers	10	7	0	.588	391	384	7	5-3-0	5-4-0	7-5-0	2-4-0	Lost 1
Las Vegas Raiders	6	11	0	.353	395	418	-23	4-4-0	2-7-0	5-7-0	3-3-0	Lost 3
Denver Broncos	5	12	0	.294	287	359	-72	4-4-0	1-8-0	3-9-0	1-5-0	Won 1

NATIONAL FOOTBALL CONFERENCE

EAST TEAM	W	L	T	PCT	PF	PA	NET PTS	HOME	AWAY	CONF	DIV	STREAK
Philadelphia Eagles	14	3	0	.824	477	344	133	7-2-0	7-1-0	9-3-0	4-2-0	Won 1
Dallas Cowboys	12	5	0	.706	467	342	125	8-1-0	4-4-0	8-4-0	4-2-0	Lost 1
New York Giants	9	7	1	.559	365	371	-6	5-3-1	4-4-0	4-7-1	1-4-1	Lost 1
Washington Commanders	8	8	1	.500	321	343	-22	4-5-0	4-3-1	5-6-1	2-3-1	Won 1

NORTH TEAM	W	L	T	PCT	PF	PA	NET PTS	HOME	AWAY	CONF	DIV	STREAK
Minnesota Vikings	13	4	0	.765	424	427	-3	8-1-0	5-3-0	8-4-0	4-2-0	Won 1
Detroit Lions	9	8	0	.529	453	427	26	5-4-0	4-4-0	7-5-0	5-1-0	Won 2
Green Bay Packers	8	9	0	.471	370	371	-1	5-4-0	3-5-0	6-6-0	3-3-0	Lost 1
Chicago Bears	3	14	0	.176	326	463	-137	2-7-0	1-7-0	1-11-0	0-6-0	Lost 10

SOUTH TEAM	W	L	T	PCT	PF	PA	NET PTS	HOME	AWAY	CONF	DIV	STREAK
Tampa Bay Buccaneers	8	9	0	.471	313	358	-45	5-4-0	3-5-0	8-4-0	4-2-0	Lost 1
Carolina Panthers	7	10	0	.412	347	374	-27	5-4-0	2-6-0	6-6-0	4-2-0	Won 1
Atlanta Falcons	7	10	0	.412	365	386	-21	6-3-0	1-7-0	6-6-0	2-4-0	Won 2
New Orleans Saints	7	10	0	.412	330	345	-15	4-5-0	3-5-0	5-7-0	2-4-0	Lost 1

WEST TEAM	W	L	T	PCT	PF	PA	NET PTS	HOME	AWAY	CONF	DIV	STREAK
San Francisco 49ers	13	4	0	.765	450	277	173	8-1-0	5-3-0	10-2-0	6-0-0	Won 10
Seattle Seahawks	9	8	0	.529	407	401	6	5-4-0	4-4-0	6-6-0	4-2-0	Won 2
Los Angeles Rams	5	12	0	.294	307	384	-77	4-5-0	1-7-0	3-9-0	1-5-0	Lost 2
Arizona Cardinals	4	13	0	.235	340	449	-109	1-8-0	3-5-0	3-9-0	1-5-0	Lost 7



RECORDS

TEAM

Won in Overtime:

- By BEARS — 10/15/2017 at Baltimore (27-24)
- By Opp. — 11/1/2020 vs. New Orleans (26-23)

Won in Regulation by Scoring Go-Ahead Points in the Last 2 Minutes

- By BEARS — 12/26/2022 at Seattle (25-24, J. Graham 15-yd pass from N. Foles, D. Byrd 2-point pass from Foles).
- By Opp. — 11/21/2021 vs. Baltimore (16-13, D. Freeman 3-yard TD run)

Sent Game to Overtime by Scoring in the Last Two Minutes of Regulation

- By BEARS — 11/1/2020 vs. New Orleans (C. Santos 51 yd FG; NO won 26-23 in OT)
- By Opp. — 10/15/2017 at Baltimore (Campanaro 77 yd punt return with 1:37 left; Flacco 2-pt pass to Boyle; CHI won 27-24 in OT)

Shutout

- By BEARS — 11/18/2010 at Miami (16-0)
- By Opp. — 9/27/2015 at Seattle (26-0)

Did Not Allow Opponent to Score a Touchdown (non-shutout)

- By BEARS — 1/2/2022 (held NY Giants to 1 FG; 29-3 CHI)
- By Opp. — 9/26/2021 at Cleveland (held Chicago to 2 FGs; 26-6 CLE)

Won By 20-or-More Points

- By BEARS — 1/2/2022 vs. NY Giants (26 points; 29-3)
- By Opp. — 10/24/2021 at Tampa Bay (35 points, 38-3)

Won Game After Trailing by 20-or-More Points

- By BEARS — 10/16/2006 at Arizona (24-23 after trailing 20-0 and 23-3)
- By Opp. — 9/9/2018 at Green Bay (24-23 after trailing 20-0)

Won After Trailing at Halftime

- By BEARS — 12/26/21 at Seattle (25-24 after trailing 17-7)
- By Opp. — 12/12/21 at Green Bay (45-30 after trailing 27-21)

Won After Trailing at End of the 3rd Quarter

- By BEARS — 12/26/2021 at Seattle (25-24 after trailing 24-17)
- By Opp. — 11/21/2021 vs. Baltimore (16-13 after trailing 7-6)

Won After Trailing by 10-Plus Points in 4th Quarter

- By BEARS — 9/27/2020 at Atlanta (30-26 after trailing 26-16)
- By Opp. — 12/6/2020 vs. Detroit (34-30 after trailing 30-20)

Scored 20 or More Points in a Quarter

- By BEARS — 12/21/21 at Green Bay (24 in 2nd quarter; 45-30 GB)
- By Opp. — 12/12/21 at Green Bay (21 in 2nd quarter; 45-30 GB)

Scored 30 or More Points in a Half

- By BEARS — 12/13/2020 vs. Houston (30 in 1st half; 36-7 CHI)
- By Opp. — 11/9/2014 at Green Bay (42 in 1st half; 55-14 GB)

Scored Touchdowns on Offense and Defense

- By BEARS — 9/23/2019 at Washington (3 offense; 1 defense; 31-15 WAS)
- By Opp. — 1/9/2022 at Minnesota (3 offense; 1 defense; 31-17 MIN)

Scored Touchdowns on Offense, Defense and Special Teams

- By BEARS — 11/4/2012 at Tennessee (4 offense; 1 defense; 1 special teams; 51-20 CHI)
- By Opp. — 9/20/2015 vs. Arizona (5 offense; 1 defense; 1 special teams; 48-23 ARZ)

No Turnovers

- By BEARS — 12/26/2021 at Seattle (CHI, 25-24)
- By Opp. — 1/9/2022 at Minnesota (MIN, 31-17)

Won on Monday Night Football

- By BEARS — 9/23/2019 at Washington (31-15 on ESPN's Monday Night Football)
- By Opp. — 12/20/2021 vs. Minnesota (17-9 on ESPN's Monday Night Football)

Won on Sunday Night Football

- By BEARS — 12/9/2018 vs. Los Angeles Rams (15-6 on NBC's Sunday Night Football)
- By Opp. — 12/12/21 at Green Bay Packers (45-30 on NBC's Sunday Night Football)

Won on Thursday Night Football

- By BEARS — 10/8/2020 vs. Tampa Bay (20-19 CHI on FOX/NFL Network Thursday Night Football)
- By Opp. — 9/5/2019 vs. Green Bay (10-3 on NBC's Thursday Night Football)

* NFL Record

† Tied NFL Record

Regular-season games only

OFFENSE

Touchdown Scored on First Offensive Possession to Start Game

- By BEARS — 1/2/2022 vs. NY Giants (D. Montgomery 2 yd run; CHI 29-3)
- By Opp. — 12/5/2021 vs. Arizona (D. Hopkins 20-yd pass from K. Murray; AZ 33-22)

Touchdown Scored on First Offensive Possession of 2nd Half

- By BEARS — 1/2/2022 vs. NY Giants (D. Montgomery 2 yd run; CHI 29-3)
- By Opp. — 1/9/2022 at Minnesota (I. Smith-Marsette 44-yard TD pass from K. Cousins; MIN, 31-17)

No Sacks Allowed

- By BEARS — 10/18/20 at Carolina
- By Opp. — 10/31/2021 vs. San Francisco

No Turnovers and No Sacks Allowed

- By BEARS — 9/15/19 at Denver
- By Opp. — 10/31/2021 vs. San Francisco

Successful Two-Point Conversion

- By BEARS — 1/9/2022 at Minnesota (A. Dalton pass to A. Robinson)
- By Opp. — 10/31/2021 vs. San Francisco (J. Garoppolo pass to B. Aiyuk)

Failed Two-Point Conversion

- By BEARS — 11/21/2021 vs. Baltimore (pass failed)
- By Opp. — 12/5/2021 vs. Arizona (pass failed)

500-or-More Total Net Yards of Offense

- By BEARS — 10/9/2016 at Indianapolis (522; 125 rushing, 397 passing)
- By Opp. — 10/14/2018 at Miami (541; 161 rushing, 380 passing)

400-or-More Total Net Yards of Offense

- By BEARS — 11/8/21 at Pittsburgh (414)
- By Opp. — 12/12/2021 at Green Bay (439)

300-or-More Net Rushing Yards by Team

- By BEARS — 9/9/1984 vs. Denver (302 yds on 50 carries, 2 TDs)
- By Opp. — 10/14/2007 vs. Minnesota (311 yds on 43 carries, 3 TDs)

200-or-More Net Rushing Yards by Team

- By BEARS — 12/10/2017 at Cincinnati (232 yards on 38 carries, 3 TDs)
- By Opp. — 9/26/2021 at Cleveland (215 yards on 42 carries, 1 TD)

Individual 200-Yard Rushing Game

- By BEARS — 10/2/2011 vs. Carolina (Matt Forte, 205 yds on 25 carries, 1 TD)
- By Opp. — 12/1/2013 at Minnesota (Adrian Peterson, 211 yds on 35 carries, 0 TD)

Individual 150-Yard Rushing Game

- By BEARS — 10/15/2017 at Baltimore (Jordan Howard, 167 yds on 36 carries, 0 TD)
- By Opp. — 12/18/2016 vs. Green Bay (Ty Montgomery, 162 yds on 16 carries, 2 TDs)

Individual 100-Yard Rushing Game

- By BEARS — 10/31/2021 vs. San Francisco (Justin Fields, 103 yds)
- By Opp. — 12/26/2021 at Seattle (Rashaad Penny, 135 yds)

Two 100-Yard Rushers in the Same Game

- By BEARS — 11/10/1985 vs. Detroit (207 total; Walter Payton - 105, Matt Suhey - 102)
- By Opp. — 12/22/2013 at Philadelphia (248 total; LeSean McCoy - 133, Bryce Brown - 115)

Consecutive 100-Yard Rushing Games

- By BEARS — 12/24/2016 vs. WAS & 1/1/2017 at MIN (Jordan Howard; 119 vs. WAS, 135 at MIN)
- By Opp. — 10/6/2019 at OAK & 10/20/2019 vs. NO (J. Jacobs, OAK - 123; L. Murray, NO - 119)

Combined 200-Yards Rushing by Two Players (Non 200-Yard rusher, top 2 rushers)

- By BEARS — 12/10/2017 at Cincinnati (227 total; Jordan Howard - 147 and Tarik Cohen - 80)
- By Opp. — 12/18/2016 vs. Green Bay (207 total; Ty Montgomery - 162 and C. Michael - 45)

60 Team Rushing Attempts

- By BEARS — 11/8/1981 at Kansas City (61 for 201 yards, 0 TD)
- By Opp. — Never

50 Team Rushing Attempts

- By BEARS — 10/15/2017 at Baltimore (54 for 231 yards, 0 TD)
- By Opp. — 10/30/1988 at New England (54 for 185 yards, 0 TD)

40 Team Rushing Attempts

- By BEARS — 12/20/20 vs. Minnesota (42 for 199 yards)
- By Opp. — 1/2/22 vs. NY Giants (40 for 161 yards)

Individual 40 Rushing Attempts

- By BEARS — 11/20/1977 vs. Minnesota (Walter Payton, 40 for 275 yards, 1 TD)
- By Opp. — Never

Individual 30 Rushing Attempts

- By BEARS — 12/20/2020 at Minnesota (David Montgomery, 32 for 146 yards)
- By Opp. — 11/16/2020 vs. Minnesota (Dalvin Cook, 30 for 96 yards, 0 TD)

Rushing Play of 75-Plus Yards

- By BEARS — 12/13/2020 at Houston (David Montgomery, 80-yard TD run)
- By Opp. — 11/4/2012 at Tennessee (Chris Johnson, 80-yard TD run)

Rushing Play of 50-Plus Yards

- By BEARS — 12/13/2020 at Houston (David Montgomery, 80-yard TD run)
- By Opp. — 12/29/2019 at Minnesota (M. Boone, 59-yard run)

3-Plus Rushing Touchdowns by Team

- By BEARS — 10/3/2021 vs. Detroit (3)
- By Opp. — 10/31/2021 vs. San Francisco (3)

3-Plus Rushing Touchdowns by Individual

- By BEARS — 12/4/2016 vs. San Francisco (Jordan Howard, 3 TDs)
- By Opp. — 10/20/2013 at Washington (Roy Helu, 3 TDs)

2-Plus Rushing Touchdowns by Individual

- By BEARS — 1/2/2022 vs. NY Giants (D. Montgomery, 2 TDs)
- By Opp. — 12/5/2021 vs. Arizona (K. Murray, 2 TDs)

400 Gross Yards Passing by Team

- By BEARS — 11/14/1999 vs. Minnesota (422)
- By Opp. — 12/6/2020 vs. Detroit (402)

400 Yards Passing by Individual

- By BEARS — 11/14/1999 vs. Minnesota (Jim Miller - 422; 34 of 48, 3 TDs, 1 INT)
- By Opp. — 12/6/2020 vs. Detroit (Matthew Stafford - 402; 27 of 42, 3 TDs, 1 INT)

Consecutive 300 Yards Passing Games by Individual

- By BEARS — 10/14/2018 at MIA & 10/21/2018 vs. NE (M. Trubisky - 316 at MIA & 333 vs. NE)
- By Opp. — 11/23/2014 vs. TB & 11/27/2014 at DET (J. McCown 341 vs. TB, M. Stafford 390 at DET)

Four Consecutive 300 Yards Passing Games by Individual

- By BEARS — 2016 Weeks 3-6 (B. Hoyer - 317 at DAL; 302 vs. DET; 397 at IND; 302 vs. JAX)
- By Opp. — N/A

60-Plus Passing Attempts by Individual

- By BEARS — 11/16/1997 vs. NY Jets (Erik Kramer - 60; 32 of 60, 354 yards, 2 TDs, 3 INTs)
- By Opp. — 11/13/2011 vs. Detroit (Matthew Stafford - 63; 33 of 63, 329 yards, 1 TD, 4 INTs)

6 or More Passing Touchdowns by Individual

- By BEARS — 9/30/2018 vs. Tampa Bay (Mitchell Trubisky - 354; 19 of 26, 6 TDs, 0 INT)
- By Opp. — 11/9/2014 at Green Bay (Aaron Rodgers - 18 of 27, 6 TDs, 0 INT)

5 or More Passing Touchdowns by Individual

- By BEARS — 9/30/2018 vs. Tampa Bay (Mitchell Trubisky - 354; 19 of 26, 6 TDs, 0 INT)
- By Opp. — 11/9/2014 at Green Bay (Aaron Rodgers - 18 of 27, 6 TDs, 0 INT)

200-Plus Receiving Yards by Individual

- By BEARS — 12/1/2013 at Minnesota (Alshon Jeffery, 245 yards, 12 receptions, 2 TDs)
- By Opp. — 12/17/2000 at San Francisco (Terrell Owens, 283 yards, 20 receptions, 1 TD)

150-Plus Receiving Yards by Individual

- By BEARS — 12/2/2018 at New York Giants (Tarik Cohen, 156 yards, 12 receptions, 0 TD)
- By Opp. — 10/31/2021 vs. San Francisco (Deebo Samuel, 171 yards, 6 receptions, 0 TD)

Three 100-Yard Receivers

By BEARS — Never
 By Opp. — 12/26/1982 at L.A. Rams (George Farmer 183, Preston Dennard 122 and Wendell Tyler 102)

Consecutive 100 Yards Receiving by Individual

By BEARS — 11/21/2021 vs. BAL & 11/25/2021 at DET (D. Mooney 121 vs. BAL, 123 at DET)
 By Opp. — 10/24/2021 at TB & 10/31/2021 vs. SF (Godwin 111 at TB; D. Samuel 171 vs. SF)

Pass Play of 80-Plus Yards

By BEARS — 11/15/2015 at St. Louis (Jay Cutler to Jeremy Langford, 83 yards, TD)
 By Opp. — 10/31/2021 vs. San Francisco (Jimmy Garoppolo to Deebo Samuel, 83 yards)

Offensive Lineman Caught a Pass

By BEARS — 12/9/2018 vs. Los Angeles Rams (Mitchell Trubisky to Bradley Sowell, 2-yard TD pass)
 By Opp. — 11/16/2003 vs. St. Louis (Marc Bulger to Adam Timmerman, -7 yards)

Offensive Lineman Scored a Touchdown

By BEARS — 12/9/2018 vs. Los Angeles Rams (Mitchell Trubisky to Bradley Sowell, 2-yard TD pass)
 By Opp. — 11/16/1969 at Atlanta, (Mal Snider, 48-yard kickoff return)

Quarterback Caught a Pass

By BEARS — 11/22/2018 at Detroit (Chase Daniel from Anthony Miller, 8 yards)
 By Opp. — 11/1/2020 vs. New Orleans (Taysom Hill from Drew Brees, 2 rec., 30 yards)

Running Back Threw a Touchdown Pass

By BEARS — 12/2/2018 at New York Giants (Tarik Cohen to Anthony Miller, 1 yard)
 By Opp. — Unknown

Wide Receiver Threw a Touchdown Pass

By BEARS — 1/1/2017 at Minnesota (Cameron Meredith to Matt Barkley, 2 yards)
 By Opp. — 12/2/2018 at New York Giants (Odell Beckham to Russell Shepard, 49 yards)

Punter Threw a Touchdown Pass

By BEARS — 10/8/2017 vs. Minnesota (Pat O'Donnell to Benny Cunningham, 38 yards)
 By Opp. — Unknown

3-Plus Receiving Touchdowns by Individual

By BEARS — 9/23/2019 at Washington (Taylor Gabriel, 3)
 By Opp. — 10/24/2021 at Tampa Bay (Mike Evans, 3)

2 Receiving Touchdowns by Individual

By BEARS — 12/27/2020 vs. Jacksonville (Jimmy Graham, 2)
 By Opp. — 12/12/21 at Green Bay (Davante Adams, 2)

DEFENSE

Held Opponent Under 100 Total Net Yards

By BEARS — 11/26/1978 vs. Tampa Bay (92 total; 99 rushing & -7 passing)
 By Opp. — 9/26/2021 at Cleveland (47 total; 46 rushing & 1 passing)

Held Opponent Under 25 Net Rushing Yards

By BEARS — 11/18/2018 vs. Minnesota (22)
 By Opp. — 10/20/2019 vs. New Orleans (17)

Held Opponent Under 100 Net Passing Yards

By BEARS — 1/2/2022 vs. NY Giants (-10)
 By Opp. — 9/26/2021 at Cleveland (1)

Held Opponent Under 50 Net Passing Yards

By BEARS — 1/2/2022 vs. NY Giants (-10)
 By Opp. — 9/26/2021 at Cleveland (1)

Held Opponent Under 100 Gross Passing Yards

By BEARS — 1/2/2022 vs. NY Giants (24)
 By Opp. — 9/26/2021 at Cleveland (68)

Held Opponent Under 50 Gross Passing Yards

By BEARS — 1/2/2022 vs. NY Giants (24)
 By Opp. — 12/3/2006 vs. Minnesota (34)

8-Plus Takeaways by Team

By BEARS — 9/2/1984 vs. Tampa Bay (8; 6 INTs, 2 FRs; CHI 34-14)
 By Opp. — 10/11/1998 at Arizona (8; 4 INTs, 4 FRs; ARZ 20-7)

7-Plus Takeaways by Team

- By BEARS — 9/17/1995 at Tampa Bay (7; 4 INTs, 3 FRs; CHI 25-6)
- By Opp. — 10/11/1998 at Arizona (8; 4 INTs, 4 FRs; ARZ 20-7)

6-Plus Takeaways by Team

- By BEARS — 11/13/2011 vs. Detroit (6; 4 INTs, 2 FRs; CHI 37-13)
- By Opp. — 10/24/2010 vs. Washington (6; 4 INTs, 2 FRs; WAS 17-14)

5-Plus Interceptions by Team

- By BEARS — 10/1/2012 at Dallas (5; CHI 34-18)
- By Opp. — 12/24/2016 vs. Washington (5; WAS 41-21)

4-Plus Interceptions by Team

- By BEARS — 12/9/2018 vs. Los Angeles Rams (4; CHI 15-6)
- By Opp. — 12/6/2021 vs. Arizona (4; ARZ 33-22)

2-Plus Interceptions by Individual

- By BEARS — 12/27/2020 at Jacksonville (Roquan Smith, 2)
- By Opp. — 11/29/2020 vs. Green Bay (Darnell Savage, 2)

2-Plus Opponent Fumble Recoveries by Individual

- By BEARS — 12/27/2015 at Tampa Bay (John Timu, 2)
- By Opp. — 12/27/2015 at Tampa Bay (Bobby Rainey, 2)

Intercepted Pass Returned for a Touchdown

- By BEARS — 9/19/2021 vs. Cincinnati (Roquan Smith, 53 yards)
- By Opp. — 1/9/2022 at Minnesota (Patrick Peterson, 66 yards)

Fumble Returned for a Touchdown

- By BEARS — 11/8/2021 at Pittsburgh (DeAndre Houston-Carson, 25 yards)
- By Opp. — 11/19/2017 vs. Detroit (D.J. Hayden, 27 yards)

Defensive Lineman Scored a Touchdown

- By BEARS — 12/2/2018 at New York Giants (Akiem Hicks, 1-yard run)
- By Opp. — 11/1/2017 at Minnesota (Everson Griffen, 20-yard fumble return)

Linebacker Scored a Touchdown

- By BEARS — 9/19/2021 vs. Cincinnati (Roquan Smith, 53-yard INT return)
- By Opp. — 12/2/2018 at NY Giants (Alec Ogletree, 8-yard INT return)

Defensive Back Scored a Touchdown

- By BEARS — 11/8/2021 at Pittsburgh (DeAndre Houston-Carson, 25-yard fumble return)
- By Opp. — 1/9/2022 at Minnesota (Patrick Peterson, 66 yards)

8-Plus Sacks by Team

- By BEARS — 11/20/2005 vs. Carolina (8; CHI 13-3)
- By Opp. — 9/26/2021 at Cleveland (9; CLE 26-6)

7-Plus Sacks by Team

- By BEARS — 12/13/2020 vs. Houston (7; CHI 36-7)
- By Opp. — 1/9/2022 at Minnesota (7; MIN 31-17)

3-Plus Sacks by Individual

- By BEARS — 11/21/2021 vs. Baltimore (Robert Quinn, 3.5)
- By Opp. — 11/8/2021 at Pittsburgh (T.J. Watt, 3.0)

SPECIAL TEAMS

Blocked Extra Point

- By BEARS — 12/6/2015 vs. San Francisco (Eddie Goldman, Phil Dawson was the kicker)
- By Opp. — 12/6/2020 vs. Detroit (Romeo Okwara, Cairo Santos was the kicker)

Blocked Field Goal

- By BEARS — 10/26/2020 vs. Los Angeles (Roy Robertson-Harris blocks S. Sloman's 48-yard attempt)
- By Opp. — 12/20/2021 vs. Minnesota (Dalvin Tomlinson blocks Cairo Santos' 49-yard attempt)

Blocked Field Goal for TD

- By BEARS — 10/1/1978 vs. Oakland (Mike Spivey 71-yard return; blocked by Virgil Livers)
- By Opp. — 12/23/2012 at Arizona (Justin Bethel 82-yard return; blocked by Adrian Wilson)

Blocked Punt

- By BEARS — 11/4/2012 at Tennessee (Sherrick McManis blocked Brett Kern's punt)
- By Opp. — 10/20/2019 vs. New Orleans (J.T. Gray blocked Pat O'Donnell's punt)

Blocked Punt for TD

- By BEARS – 11/4/2012 at Tennessee (Corey Wootton 5-yard return; blocked by Sherrick McManis)
- By Opp. – 10/21/2018 vs. New England (Kyle Van Noy 29-yard return; blocked by Dont'a Hightower)

Fake Field Goal for TD

- By BEARS – 12/1/2002 at Green Bay (Brad Maynard 12-yard pass to Dustin Lyman)
- By Opp. – 9/13/2012 at Green Bay (Tim Masthay 27-yard pass to Tom Crabtree)

Fake Punt for TD

- By BEARS – 10/9/2017 vs. Minnesota (Pat O'Donnell 38-yard pass to Benny Cunningham)
- By Opp. – Unknown

Missed Extra Point (kick not blocked)

- By BEARS – 11/24/2019 vs. New York Giants (Eddy Piñeiro, wide left)
- By Opp. – 11/8/2021 at Pittsburgh (Chris Boswell, wide left)

Missed Field Goal Returned

- By BEARS – 11/12/2006 at N.Y. Giants (Devin Hester, 108-yard TD)
- By Opp. – 11/8/2009 vs. Arizona (Antrel Rolle, 59 yards)

Muff Recovered for TD

- By BEARS – 10/19/2008 vs. Minnesota (Zackary Bowman, muffed punt recovered in end zone)
- By Opp. – Never

Punt Returned for TD

- By BEARS – 12/12/2021 at Green Bay (Jakeem Grant Sr., 97 yards)
- By Opp. – 10/15/2017 at Baltimore (Michael Campanaro, 77 yards)

100 or More Punt Return Yards by Individual

- By BEARS – 12/12/2021 at Green Bay (Jakeem Grant Sr., 131 yards, TD on 3 returns)
- By Opp. – 10/15/2017 at Baltimore (Michael Campanaro, 132 yards, TD on 2 returns)

Kickoff Returned for TD

- By BEARS – 10/16/2020 vs. Minnesota (Cordarrelle Patterson, 104 yards)
- By Opp. – 10/21/2018 vs. New England (Cordarrelle Patterson, 95 yards)

150 or More Kickoff Return Yards by Individual

- By BEARS – 10/31/2021 vs. San Francisco (Jakeem Grant Sr., 156 yards on 6 returns)
- By Opp. – 10/21/2018 vs. New England (Cordarrelle Patterson, 179 yards on 4 returns)

Recovered Own Onside Kick

- By BEARS – 12/12/2021 at Green Bay (Herbert recovered Santos' kick)
- By Opp. – 11/28/2019 at Detroit (Reeves-Maybin recovered Prater's kick)

5 Field Goals Made

- By BEARS – 10/20/1968 at Philadelphia (Mac Percival, 5 for 5)
- By Opp. – 12/3/2017 vs. San Francisco (Robbie Gould, 5 for 5)

4 Field Goals Made

- By BEARS – 12/20/2020 at Minnesota (Cairo Santos, 4 for 4)
- By Opp. – 10/31/2021 vs. San Francisco (J. Slye, 4 for 5)

3 Field Goals Made

- By BEARS – 1/9/2022 at Minnesota (Cairo Santos, 3 for 3)
- By Opp. – 11/21/2021 vs. Baltimore (J. Tucker, 3 for 3)

FG Made of 50-or-More Yards

- By BEARS – 11/1/2020 vs. New Orleans (Cairo Santos, 51 yards)
- By Opp. – 11/8/2021 at Pittsburgh (Chris Boswell, 52 yards)

SCORING

Points

- *144 Kevin Butler, 1985 (51 XPs, 31 FGs)
- 132 Gale Sayers, 1965 (22 TDs)
- 84 Paul Edinger, 2000 (21 XPs, 21 FGs)

Touchdowns

- *22 Gale Sayers, 1965
- 12 Matt Forté, 2008
- Mike Ditka, 1961
- Harlon Hill, 1954

Field Goals

- 31 Kevin Butler, 1985
- 21 Robbie Gould, 2005
- Paul Edinger, 2000

RUSHING

Attempts

- 316 Matt Forté, 2008
- 296 Rashaan Salaam, 1995
- 278 Anthony Thomas, 2001

Yards

- 1,313 Jordan Howard, 2016
- 1,238 Matt Forté, 2008
- 1,183 Anthony Thomas, 2001
- 1,074 Rashaan Salaam, 1995

Touchdowns

- 14 Gale Sayers, 1965
- 10 Rashaan Salaam, 1995
- 8 Matt Forté, 2008
- Hugh Gallarneau, 1941
- Beattie Feathers, 1934



Matt Forte

Mitchell Trubisky



PASSING

Attempts

- 368 Kyle Orton, 2005
- 330 Mitchell Trubisky, 2017
- 270 Justin Fields, 2021**

Completions

- 196 Mitchell Trubisky, 2017
- 190 Kyle Orton, 2005
- 159 Justin Fields, 2021**

Yards

- 2,193 Mitchell Trubisky, 2017
- 1,870 Justin Fields, 2021**
- 1,869 Kyle Orton, 2005

Touchdowns

- 11 Charlie O'Rourke, 1942
- 9 Kyle Orton, 2005
- Jim McMahon, 1982
- 8 Cade McNown, 1999
- Zeke Bratkowski, 1954

Interceptions

- 17 Zeke Bratkowski, 1954
- 13 Kyle Orton, 2005
- 11 Bob Avellini, 1975

* NFL Record

† Tied NFL Record

RECEIVING

Receptions

- 63 Matt Forté (RB), 2008
- 61 Darnell Mooney (WR), 2020**
- 56 Mike Ditka (TE), 1961

Yards

- 1,124 Harlon Hill (WR), 1954
- 1,076 Mike Ditka (TE), 1961
- 836 Willie Gault (WR), 1983

Touchdowns

- 12 Mike Ditka (TE), 1961
- Harlon Hill (WR), 1954
- 8 Willie Gault (WR), 1983

SACKS

- 12.0 Mark Anderson, DE, 2006
- 9.0 Wally Chambers, DT, 1973#
- 8.0 Brian Urlacher, LB, 2000

All sack statistics prior to 1982 are unofficial.

INTERCEPTIONS

- 10 Mark Carrier, 1990
- 8 Johnny Lujack, 1948
- 7 Charles Sumner, 1955

PUNTS

Punts

- 83 Dave Finzer, 1984
- 71 Pat O'Donnell, 2014
- 66 Trenton Gill, 2022**



Mark Carrier

Mike Ditka



Average

- 44.8 George Gulyanics, 1947
- 44.0 Pat O'Donnell, 2014

PUNT RETURNS

Returns

- *57 Lew Barnes, 1986
- 47 Devin Hester, 2006
- 43 Jeff Fisher, 1981

Yards

- 600 Devin Hester, 2006
- 509 Jeff Fisher, 1981
- 482 Lew Barnes, 1986

Touchdowns

- 3 Devin Hester, 2006
- 1 Five; Last: Tarik Cohen, 2017

KICKOFF RETURNS

Returns

- 32 Johnny Knox, 2009
- 29 Brian Baschnagel, 1976
- 27 **Khalil Herbert, 2021**
- Ike Hill, 1973

Yards

- 927 Johnny Knox, 2009
- 754 Brian Baschnagel, 1976
- 660 Gale Sayers, 1965

Touchdowns

- 2 Devin Hester, 2006
- 1 Four; Last: Johnny Knox, 2009

Patrick Mannelly



SERVICE

PLAYER

Pro Bowls (Years are when Pro Bowl was played)

- 10 Mike Singletary, 1984-93
- 9 Walter Payton, 1976; 78-81; 84-87
- 8 Brian Urlacher, 2001-04; 06-07; 11-12
- Dick Butkus, 1966-73
- Doug Atkins, 1958-64; 66
- Bill George, 1955-62

Seasons

- 16 Patrick Mannelly, 1998-2013
- 14 Doug Buffone, 1966-79
- Bill George, 1952-65
- 13 Brian Urlacher, 2000-12
- Olin Kreutz, 1998-2010
- Keith Van Horne, 1981-93
- Steve McMichael, 1981-93
- Walter Payton, 1975-87
- Jim Osborne, 1972-84
- Clyde (Bulldog) Turner, 1940-52
- George Trafton, 1920-32

Games

- 245 Patrick Mannelly, 1998-2013
- 191 Olin Kreutz, 1998-2010
- Steve McMichael, 1981-93

Starts

- 184 Walter Payton, 1975-87
- 183 Olin Kreutz, 1998-2010
- 180 Brian Urlacher, 2000-12

Consecutive games

- 191 Steve McMichael, 1981-93
- 186 Walter Payton, 1975-87
- 179 Mike Hartenstein, 1975-86

COACH

Seasons

- *40 George Halas, 1920-29, 1933-42, 1946-55, 1958-67
- 11 Mike Ditka, 1982-92
- 9 Lovie Smith, 2004-12

Consecutive seasons

- 11 Mike Ditka, 1982-92
- 10 George Halas, 1958-67
- George Halas, 1946-55
- George Halas, 1933-42
- George Halas, 1920-29
- 9 Lovie Smith, 2004-12

SCORING

POINTS

Lifetime

- 1,207 Robbie Gould, 2005-15 (379 XP, 276 FG)
- 1,116 Kevin Butler, 1985-95 (387 XP, 243 FG)
- 750 Walter Payton, 1975-87 (125 TD)

Season

- 144 Kevin Butler, 1985 (51 XP, 31 FG)
- 143 Robbie Gould, 2006 (47 XP, 32 FG)
- 132 Gale Sayers, 1965 (22 TD)

Game

- 36 Gale Sayers, vs. SF, 12/12/65 (6 TD)
- 24 Last: Bobby Douglass, at GB, 11/4/73 (4 TD)

Consecutive games

- 150 Robbie Gould, 10/9/05-11/27/14
- 83 George Blanda, 10/28/51-11/9/58
- 66 Kevin Butler, 9/9/90-9/12/94

TOUCHDOWNS

(Rushes, receptions, & returns)

Lifetime

- 125 Walter Payton, 1975-87 (110-15-0)
- 71 Neal Anderson, 1986-93 (51-20-0)
- 59 Rick Casares, 1955-64 (49-10-0)

Season

- 22 Gale Sayers, 1965 (14-6-2)
- 16 Walter Payton, 1977; 1979 (14-2-0)
- 15 Neal Anderson, 1989 (11-4-0)

Game

- *6 Gale Sayers, vs. SF, 12/12/65 (4-1-1)
- 4 Last: Bobby Douglass, at GB, 11/4/73 (4-0-0)

Consecutive games

- 8 Rick Casares, 11/1/59-9/25/60
- 7 Last: Curtis Conway, 9/24-11/12/95

EXTRA POINTS MADE

Lifetime

- 387 Kevin Butler, 1985-95
- 379 Robbie Gould, 2005-15
- 247 George Blanda, 1949-58

Season

- 52 Roger Leclerc, 1965
- 51 Kevin Butler, 1985
- 47 Robbie Gould, 2006

Game

- 8 Bob Snyder, at NYG, 11/14/43
- 7 Last: Bob Thomas, vs. GB, 12/7/80

*Indicates 16-game record

* NFL Record

† Tied NFL Record

EXTRA POINT ATTEMPTS

Lifetime

- 397 Kevin Butler, 1985-95
- 383 Robbie Gould, 2005-15
- 268 Bob Thomas, 1975-84

Season

- 52 Roger Leclerc, 1965
- Ray (Scooter) McLean, 1947
- 51 Kevin Butler, 1985
- 47 Robbie Gould, 2006
- George Blanda, 1956

Game

- 9 Bob Thomas, vs. GB, 12/7/80
- 8 Roger Leclerc, at BAL, 11/25/62
- George Blanda, vs. BAL, 10/21/56
- Bob Snyder, at NYG, 11/14/43

CONSECUTIVE EXTRA POINTS

Lifetime

- 275 Robbie Gould, 12/18/05 - 9/22/13
- 156 George Blanda, 10/28/51 - 10/21/56
- 143 Mac Percival, 11/19/67 - 11/4/73

Season

- 52 Roger Leclerc, 1965
- 51 Kevin Butler, 1985
- 47 Robbie Gould, 2006

Game

- 8 Bob Snyder, at NYG, 11/14/43
- 7 Last: Bob Jencks, at LA Rams, 10/13/63

FIELD GOALS MADE

Lifetime

- 276 Robbie Gould, 2005-15
- 243 Kevin Butler, 1985-95
- 128 Bob Thomas, 1975-84

Season

- 33 Robbie Gould, 2015
- 32 Robbie Gould, 2006
- 31 Robbie Gould, 2007
- Kevin Butler, 1985

Game

- 5 Mac Percival, at PHI, 10/20/68
- Roger Leclerc, vs. DET, 12/3/61
- 4 Last: Cairo Santos, at NE, 10/24/22

Long

- 58 Robbie Gould, vs. CIN, 9/8/13
- 57 Robbie Gould, at DEN, 12/11/11
- 55 Cairo Santos, at CAR, 10/18/20
- Mike Nugent, at MIN, 12/31/17
- Robbie Gould, vs. MIN, 11/1/15
- Kevin Butler, at TB, 12/12/93
- Kevin Butler, vs. MIN, 10/25/93
- Bob Thomas, at LA Rams, 11/23/75

50+ Yards (lifetime)

- 23 Robbie Gould, 2005-15
- 16 Kevin Butler, 1985-95
- 13 Paul Edinger, 2000-04

50+ Yards (season)

- 7 Robbie Gould, 2015
- 6 Robbie Gould, 2011
- 5 Paul Edinger, 2002
- Kevin Butler, 1993

FIELD GOAL ATTEMPTS

Lifetime

- 332 Kevin Butler, 1985-95
- 323 Robbie Gould, 2005-15
- 205 Bob Thomas, 1975-84

Season

- 41 Kevin Butler, 1986
- 39 Robbie Gould, 2015
- 38 Kevin Butler, 1985

Game

- 7 Roger Leclerc, vs. GB, 11/17/63
- 6 Last: Kevin Butler, at GB, 11/8/87
- 5 Last: Eddy Pineiro, vs. LAC 10/27/19

CONSECUTIVE FIELD GOALS

Lifetime

- 40 Cairo Santos, 9/27/2020-11/8/2021
- 26 Robbie Gould, 12/25/05 - 11/19/06
- 24 Kevin Butler, 10/16/88 - 12/3/89

Game (no misses)

- 5 Mac Percival, at PHI, 10/20/68
- Roger Leclerc, vs. DET, 12/3/61
- 4 Last: Cairo Santos, at NE, 10/24/22

Games

- 22 Robbie Gould, 10/23/05 - 11/26/06
- 19 Cairo Santos, 10/4/20- 11/8/21
- 16 Robbie Gould, 11/1/07 - 11/6/08
- Robbie Gould, 12/20/10 - 12/11/11
- 13 Kevin Butler, 9/9 - 12/9/90

FIELD GOAL PCT.

Lifetime (25+ attempts)

- 89.7 Cairo Santos, 2017, 2020-22 (78-of-87)
- 85.4 Robbie Gould, 2005-15 (276-of-323)
- 82.1 Eddy Piñeiro, 2019 (23-of-28)
- 76.7 Cody Parkey, 2018 (23-of-30)

Season (10+)

- 93.8 Cairo Santos, 2020 (30-of-32)
- 91.3 Cairo Santos, 2022 (21-of-23)
- 89.7 Robbie Gould, 2013 (26-of-29)
- Robbie Gould, 2008 (26-of-29)

MISSED FIELD GOAL RETURNS

Touchdowns

- 1 Nathan Vasher, vs. SF, 11/13/05 (108 yards)
- Devin Hester, at NYG, 11/12/06 (108 yards)

TWO-POINT CONVERSIONS (Since 1994)

Lifetime

- 6 Matt Forté, 2008-15
- 2 Adam Shaheen, 2017-19
- Martellus Bennett, 2013-15
- Brandon Marshall, 2012-14

Season

- 2 Matt Forté, 2014
- Martellus Bennett, 2014
- Brandon Marshall, 2013
- 1 35 times, Last: T. Wesco, vs. MIA, 11/6/22

Game

- 1 35 times, Last: T. Wesco, vs. MIA, 11/6/22

**Indicates 16-game record

* NFL Record

† Tied NFL Record

SAFETIES

Lifetime

- 3 Steve McMichael, 1981-93
- 2 Leonard Floyd, 2016-2019

NET YARDS

(Rushes, receptions, & returns)

ATTEMPTS

Lifetime

- 4,368 Walter Payton, 1975-87
- 2,522 Matt Forté, 2008-15
- 1,619 Neal Anderson, 1986-93

Season

- 427 Walter Payton, 1984
- 402 Walter Payton, 1979
- 383 Walter Payton, 1978

Game

- 41 Walter Payton, vs. MIN, 11/20/77;
at BUF, 10/7/79
- 40 James Allen, vs. NE, 12/10/00
Walter Payton, at DAL, 11/26/81
- 39 Walter Payton, vs. SD, 10/25/81

YARDS

Lifetime

- 21,803 Walter Payton, 1975-87
- 12,718 Matt Forté, 2008-15
- 10,196 Devin Hester, 2006-13

Season

- 2,440 Gale Sayers, 1966
- 2,272 Gale Sayers, 1965
- 2,216 Walter Payton, 1977

Game

- 339 Gale Sayers, vs. MIN, 12/18/66
- 336 Gale Sayers, vs. SF, 12/12/65
- 317 Devin Hester, at DET, 9/30/07

RUSHING

ATTEMPTS

Lifetime

- 3,838 Walter Payton, 1975-87
- 2,035 Matt Forté, 2008-15
- 1,515 Neal Anderson, 1986-93

Season

- 381 Walter Payton, 1984
- 369 Walter Payton, 1979
- 339 Walter Payton, 1977; 1981

Game

- 40 Walter Payton, vs. MIN, 11/20/77
- 39 Walter Payton, at BUF, 10/7/79
- 38 Walter Payton, at DAL, 11/26/81

YARDS GAINED

Lifetime

- 16,726 Walter Payton, 1975-87
- 8,602 Matt Forté, 2008-15
- 6,166 Neal Anderson, 1986-93

Season

- 1,852 Walter Payton, 1977
- 1,684 Walter Payton, 1984
- 1,610 Walter Payton, 1979

Game

- 275 Walter Payton, vs. MIN, 11/20/77
- 205 Matt Forté, vs. CAR, 10/2/11
Walter Payton, at GB, 10/30/77
Gale Sayers, at GB, 11/3/68

Long

- 86 Bill Osmanski, (TD) 10/15/39
- 85 Pete Stinchcomb, (TD) 11/20/1921
- 82 Beattie Feathers, (TD) 10/10/1934

1,000 YARDS

Seasons

- 10 Walter Payton, 1976-81, 1983-86
- 5 Matt Forté, 2008, 2010, 2012-14
- 3 Neal Anderson, 1988-90
- 2 Jordan Howard, 2016-17
Thomas Jones, 2005-06
Anthony Thomas, 2001, 2003
Gale Sayers, 1966, 1969

Consecutive seasons

- 6 Walter Payton, 1976-81
- 4 Walter Payton, 1983-86
- 3 Neal Anderson, 1988-90
Matt Forté, 2012-14

200-YARD GAMES

Lifetime

- 2 Walter Payton, 1975-87
- 1 Matt Forté, 2008-15
Gale Sayers, 1965-71

Season

- 2 Walter Payton, 1977
- 1 Matt Forté, 2011
Gale Sayers, 1968

100-YARD GAMES

Lifetime

- 77 Walter Payton, 1975-87
- 24 Matt Forté, 2008-15
- 20 Gale Sayers, 1965-71

Season

- 10 Walter Payton, 1977, 1985
- 9 Walter Payton, 1979, 1984
- 8 Walter Payton, 1980

Consecutive games

- 10 Walter Payton, 10/13-12/8/85
- 6 Walter Payton, 9/9-10/14/84
- 5 Walter Payton, 11/13-12/11/77

AVERAGE GAIN

Lifetime (250+ attempts)

- 6.6 Bobby Douglass, 1969-75
- 5.8 Beattie Feathers, 1934-37
- 5.0 Gale Sayers, 1965-71

Season (100+)

- *8.4 Beattie Feathers, 1934
- 7.1 Justin Fields, 2022**
- 6.9 Bobby Douglass, 1972

Game (10+)

- 13.2 Justin Fields, at DET, 1/1/23**
- 11.9 Justin Fields, vs. MIA, 11/6/22**
- 11.8 Justin Fields, vs. GB, 12/4/22**

**Indicates 16-game record

* NFL Record

† Tied NFL Record

Joe Maniaci, at PIT, 10/2/39

TOUCHDOWNS

Lifetime

- 110 Walter Payton, 1975-87
- 51 Neal Anderson, 1986-93
- 49 Rick Casares, 1955-64

Season

- 14 Walter Payton, 1977; 1979
Gale Sayers, 1965
- 13 Walter Payton, 1976
- 12 Neal Anderson, 1988
Rick Casares, 1956

Game

- 4 Bobby Douglass, at GB, 11/4/73
Gale Sayers, vs. SF, 12/12/65
Rick Casares, vs. PIT, 12/6/59 at SF, 10/28/56
- 3 Last: Jordan Howard vs. SF, 12/4/16

Consecutive games

- 7 Walter Payton, 10/3-11/14/76
Gale Sayers, 10/26-12/6/69
- 6 David Montgomery, 12/6/20-9/12/21
Gale Sayers, 11/14-12/19/65
Rick Casares, 11/1-12/6/59
Johnny Lujack, 10/1-11/12/50
Beattie Feathers, 9/30-10/28/34
- 5 Last: Neal Anderson, 10/7-11/11/90

PASSING

QB RATING

Lifetime (400+ attempts)

- 87.2 Mitchell Trubisky, 2017-20
- 85.2 Jay Cutler, 2009-16
- 80.7 Erik Kramer, 1994-98

Season (100+ attempts)

- 109.0 Josh McCown, 2013
- 107.8 Sid Luckman, 1943
- 98.0 Brian Hoyer, 2016

ATTEMPTS

Lifetime

- 3,271 Jay Cutler, 2009-16
- 1,759 Jim Harbaugh, 1987-93
- 1,744 Sid Luckman, 1939-50

Season

- 561 Jay Cutler, 2014
- 555 Jay Cutler, 2009
- 522 Erik Kramer, 1995

Game

- 60 Erik Kramer, vs. NYJ, 11/16/97
- 57 Bill Wade, at WAS, 10/25/64
- 54 Mitchell Trubisky, vs. NO, 10/20/19

COMPLETIONS

Lifetime

- 2,020 Jay Cutler, 2009-16
- 1,023 Jim Harbaugh, 1987-93
- 1,010 Mitchell Trubisky, 2017-20

Season

- 370 Jay Cutler, 2014
- 336 Jay Cutler, 2009

**Indicates 16-game record



Jay Cutler

326 Mitchell Trubisky, 2019

Game

- 36 Josh McCown, at STL, 11/24/13
- 36 Nick Foles, at TEN, 11/8/2020
- 34 Mitchell Trubisky, vs. NO, 10/20/19
Jay Cutler, vs. BUF, 9/7/14
Brian Griese, at DET, 9/30/07
Jim Miller, vs. MIN, 11/14/99

Consecutive

- 15 Shane Matthews, vs. NE, 12/10/00
- 14 Steve Walsh, at MIN, 12/1/94
- 13 Jim Harbaugh, at GB, 10/23/92
Rudy Bukich, 11/22-11/26/64

Long

- 98 Bill Wade, at DET, 10/8/61 (TD to Farrington)
- 93 Jack Concannon, vs. StL Cards, 11/19/67
(TD to Gordon)
- 91 Ed Brown, vs. SF, 10/16/60 (TD to Dewveall)

COMPLETION PERCENTAGE

Lifetime (300+ completions)

- 64.0 Mitchell Trubisky, 2017-20 (1010 of 1,577)
- 61.8 Jay Cutler, 2009-16 (2,020 of 3,271)
- 61.1 Shane Matthews, 1996, 99-01 (366 of 599)

Season (75+ completions)

- 67.0 Brian Hoyer, 2016 (134 of 200)
- 67.0 Mitchell Trubisky, 2020 (199 of 267)
- 66.6 Mitchell Trubisky, 2018 (289 of 434)

Game (10+ completions)

- 86.7 Bob Williams, vs. DAL, 10/12/52 (13 of 15)
- 86.2 Mitchell Trubisky vs. SF, 12/23/18 (25 of 29)
- 83.3 Bill Wade, vs. BAL, 11/8/64 (10 of 12)
Ed Brown, at DET, 11/20/55 (15 of 18)
Gene Ronzani, vs. DET, 10/22/44 (10 of 12)

* NFL Record

† Tied NFL Record

YARDS

Lifetime

- 23,443 Jay Cutler, 2009-16
- 14,686 Sid Luckman, 1939-50
- 11,567 Jim Harbaugh, 1987-93

Season

- 3,838 Erik Kramer, 1995
- 3,812 Jay Cutler, 2014
- 3,666 Jay Cutler, 2009

Game

- 468 Johnny Lujack, vs. Chi. Cards, 12/11/49
- 466 Bill Wade, at DAL, 11/18/62
- 433 Sid Luckman, at NYG, 11/14/43

300-YARD GAMES

Lifetime

- 16 Jay Cutler, 2009-16
- 9 Bill Wade, 1961-66
- 7 Mitchell Trubisky, 2017-20
- Erik Kramer, 1994-98

Season

- 4 Mitchell Trubisky, 2018
- Brian Hoyer, 2016
- Jay Cutler, 2014
- Bill Wade, 1962

Consecutive games

- 4 Brian Hoyer, 9/25-10/16/16
- 3 Mitchell Trubisky, 9/30-10/21/18
- Josh McCown, 11/24-12/9/13
- 2 Last: Jay Cutler, 9/29-10/6/13

TOUCHDOWN PASSES

Lifetime

- 154 Jay Cutler, 2009-16
- 137 Sid Luckman, 1939-50
- 68 Bill Wade, 1961-66

Season

- 29 Erik Kramer, 1995
- 28 Jay Cutler, 2014
- Sid Luckman, 1943
- 27 Jay Cutler, 2009

Game

- 17 Sid Luckman, at NYG, 11/14/43
- 6 Mitchell Trubisky, vs. TB, 9/30/18
- Johnny Lujack, vs. Chi. Cards, 12/11/49
- 5 Ray Buivid, vs. Chi. Cards, 12/5/37

Consecutive games

- 19 Sid Luckman, 11/22/42-11/26/44
- 18 Jay Cutler, 11/10/2013-12/15/14
- 14 Sid Luckman, 10/12/47-10/17/48

PASSES INTERCEPTED

Lifetime

- 132 Sid Luckman, 1939-50
- 109 Jay Cutler, 2009-16
- 88 Ed Brown, 1954-61

Season

- 31 Sid Luckman, 1947
- 26 Jay Cutler, 2009
- 24 Bill Wade, 1962
- George Blanda, 1953

Game

- 7 Edmund (Zeke) Bratkowski, at BAL, 10/2/60
- 5 Last: Matt Barkley, vs. WAS, 12/24/16

PASSES NOT INTERCEPTED

Consecutive

- 205 Kyle Orton, 9/28-11/30/08
- 200 Brian Hoyer, 9/19-10/20/16
- 174 Erik Kramer, 11/19-12/24/95

Game

- 54 Mitchell Trubisky, vs. NO, 10/20/19
- 50 Erik Kramer, at MIA, 10/27/97
- 49 Brian Hoyer, at DAL, 9/25/16 & vs. JAX, 10/16/16

LOWEST INTERCEPTION PCT.

Lifetime (400+ attempts)

- 2.30 Mitchell Trubisky, 2017-20, 37 int, 1,577 att)
- 2.69 Jim Miller, 1998-2002 (26 int, 965 att)
- 2.89 Erik Kramer, 1994-98 (45 int, 1,557 att)

Season (100+ attempts)

- 0.00 Brian Hoyer, 2016 (0 int, 200 att)
- 0.40 Josh McCown, 2013 (1 int, 224 att)
- 1.40 Jim McMahon, 1984 (2 int, 143 att)

AVERAGE GAIN PER ATTEMPT

Lifetime (400+ passes)

- 8.42 Sid Luckman, 1939-50
- 8.23 Bernie Masterson, 1934-40
- 7.79 Johnny Lujack, 1948-51

Season (100+)

- 10.860 Sid Luckman, 1943
- 9.924 Sid Luckman, 1941
- 9.923 Ed Brown, 1956

Game (10+)

- 17.1 Charlie O'Rourke, at DET, 11/22/42
- 16.9 Sid Luckman, at Cle. Rams, 10/5/41
- 16.7 Gene Ronzani, vs. DET, 10/22/44

RECEIVING

RECEPTIONS

Lifetime

- 492 Walter Payton, 1975-87
- 356 Johnny Morris, 1958-67
- 329 Marty Booker, 1999-2003; 2008
- Curtis Conway, 1993-99

Season

- 118 Brandon Marshall, 2012
- 102 Matt Forte, 2014
- 102 Allen Robinson, 2020

Game

- 14 Jim Keane, at NYG, 10/23/49
- 13 Bobby Engram, at STL, 12/26/99
- Mike Ditka, at WAS, 10/25/64
- 12 Last: Darnell Mooney, at MIN, 1/9/2022**

Consecutive Games

- 60 Marty Booker, 9/24/00-12/28/03; 9/7-9/21/08
- 57 Bobby Engram, 10/6/96-9/17/00
- 55 Alshon Jeffery, 12/23/12-1/1/17

**Indicates 16-game record

* NFL Record

† Tied NFL Record

YARDS

Lifetime

- 5,059 Johnny Morris, 1958-67
- 4,616 Harlon Hill, 1954-61
- 4,549 Alshon Jeffery, 2012-16

Season

- 1,508 Brandon Marshall, 2012
- 1,421 Alshon Jeffery, 2013
- 1,400 Marcus Robinson, 1999

Game

- 249 Alshon Jeffery, at MIN, 12/1/13
- 218 Alshon Jeffery, vs. NO, 10/6/13
- 214 Harlon Hill, at SF, 10/31/54

Long

- 98 John Farrington (TD), 10/8/61
- 93 Dick Gordon (TD), 11/19/67
- 91 Willard Dewveall (TD), 10/16/60

1,000 YARDS

Seasons

- 2 Allen Robinson II, 2019-20
- Alshon Jeffery, 2013-14
- Brandon Marshall, 2012-13
- Marty Booker, 2001-02
- Curtis Conway, 1995-96
- Harlon Hill, 1954, 1956

100-YARD GAMES

Lifetime

- 19 Harlon Hill, 1954-61
- 15 Brandon Marshall, 2012-14
- Johnny Morris, 1958-67
- 14 Mike Ditka, 1961-66

Season

- 7 Brandon Marshall, 2012
- Jeff Graham, 1995
- Harlon Hill, 1954
- Ken Kavanaugh, 1947
- 6 Brandon Marshall, 2013
- Johnny Morris, 1964
- Harlon Hill, 1956
- 5 Alshon Jeffery, 2013
- Marcus Robinson, 1999
- Mike Ditka, 1961

Consecutive Games

- 3 Alshon Jeffery, 10/18-11/9/15
- Jeff Graham, 11/5-11/19/95
- Harlon Hill, 11/11-11/25/56
- 2 Last: Darnell Mooney, 11/21-11/25/21

AVERAGE GAIN

Lifetime (100+ attempts)

- 22.4 Ken Kavanaugh, 1940-41, 45-50
- 21.7 Ray (Scooter) McLean, 1940-47
- 20.4 Harlon Hill, 1954-61

Season (30+)

- 25.6 Ken Kavanaugh, 1947
- 25.0 Harlon Hill, 1954
- 24.0 Harlon Hill, 1956

Game (4+)

- 44.8 Dick Gordon, vs. StL Cards, 11/19/67
- 41.0 Ricky Proehl, at DET, 11/27/97
- 37.5 Gene Schroeder, vs. Chi. Cards, 12/16/51

**Indicates 16-game record

TOUCHDOWNS

Lifetime

- 50 Ken Kavanaugh, 1940-41, 45-50
- 40 Harlon Hill, 1954-61
- 35 Dick Gordon, 1965-71

Season

- 13 Dick Gordon, 1970
- Ken Kavanaugh, 1947
- 12 Brandon Marshall, 2013
- Curtis Conway, 1995
- Mike Ditka, 1961
- Harlon Hill, 1954

Game

- 4 Mike Ditka, at L.A. Rams, 10/13/63
- Harlon Hill, at SF, 10/31/54
- 3 Last: Taylor Gabriel, at WAS, 9/23/19

Consecutive Games

- 7 Curtis Conway, 9/24-11/12/95
- Ken Kavanaugh, 11/2-12/14/47
- 5 Dennis McKinnon, 9/8-10/5/85
- Mike Ditka, 10/22-11/19/61

INTERCEPTIONS

INTERCEPTIONS BY

Lifetime

- 38 Gary Fencik, 1976-87
- 37 Richie Petitbon, 1959-68
- 36 Charles Tillman, 2003-14

Season

- 10 Mark Carrier, 1990
- 9 Tim Jennings, 2012
- Roosevelt Taylor, 1963
- 8 Nathan Vasher, 2005
- Vestee Jackson, 1988
- Richie Petitbon, 1963
- Johnny Lujack, 1948
- Clyde (Bulldog) Turner, 1942

Game

- 3 Mark Carrier, at WAS, 12/9/90
- Ross Brupbacher, vs. DEN, 12/12/76
- Curtis Gentry, vs. StL Cards, 11/19/67
- Richie Petitbon, at GB, 9/24/67
- Johnny Lujack, at GB, 9/26/48
- Bob Margarita, vs. DET, 11/11/45
- 2 Last: Roquan Smith, at JAX, 12/27/2020

Consecutive Games

- 4 Last: Tim Jennings, 1/1-9/23/12

YARDS RETURNED

Lifetime

- 675 Charles Tillman, 2003-14
- 643 Richie Petitbon, 1959-68
- 485 Bennie McRae, 1962-70

Season

- 212 Richie Petitbon, 1962
- 182 J.C. Caroline, 1956
- 177 Nathan Vasher, 2004

* NFL Record

† Tied NFL Record

Game

- 101 Richie Petitbon, vs. LA Rams, 12/9/62 (TD)
- 96 Ha Ha Clinton-Dix, at WAS, 9/23/19
- Roosevelt Taylor, at PHI, 10/20/68 (TD)
- Clyde (Bulldog) Turner, at WAS, 10/26/47 (TD)

Long

(Same as "Game")

TOUCHDOWNS

Lifetime

- 8 Charles Tillman, 2003-14
- 5 Lance Briggs, 2003-14
- 4 Mike Brown, 2000-07
- Bennie McRae, 1962-70

Season

- 3 Charles Tillman, 2012
- 2 8 times; Last: Eddie Jackson, 2018**

Game

- 1 Last: Roquan Smith, vs. CIN, 9/19/21

PUNTING

PUNTS

Lifetime

- 884 Bob Parsons, 1972-83
- 878 Brad Maynard, 2001-10
- 833 Bobby Joe Green, 1962-73

Season

- †114 Bob Parsons, 1981
- 108 Brad Maynard, 2004
- 99 Bob Parsons, 1976

Game

- 14 Keith Molesworth, 12/10/33
- 12 Todd Sauerbrun, 10/5/97
- 11 Last: Adam Podlesh, 12/11/11

YARDS

Lifetime

- 36,781 Brad Maynard, 2001-10
- 35,057 Bobby Joe Green, 1962-73
- 34,180 Bob Parsons, 1972-83

Season

- 4,638 Brad Maynard, 2004
- 4,531 Bob Parsons, 1981
- 4,087 Pat O'Donnell, 2017

Game

- 526 Adam Podlesh, at DEN, 12/11/11
- 524 Todd Sauerbrun, vs. NO, 10/5/97
- 517 Keith Molesworth, vs. GB, 12/10/33

Long

- 94 Joe Lintzenich, vs. NYG, 11/15/31
- 87 Dave Finzer, vs. NO, 10/7/84
- 81 Bob Parsons, vs. NE, 12/5/82

GROSS AVERAGE

Lifetime (75+ punts)

- 45.1 Pat O'Donnell, 2014-21
- 44.5 George Gulyanics, 1947-52
- 42.3 Adam Podlesh, 2011-13

Season (30+)

- 47.0 Pat O'Donnell, 2017
- 46.5 Bobby Joe Green, 1963
- 46.2 Pat O'Donnell, 2021

Game (4+)

- 57.4 Pat O'Donnell, at DEN, 9/15/19
- 57.3 Fred Morrison, vs. LA Rams, 11/16/52
- 56.7 Pat O'Donnell, at CLE, 9/26/2021

INSIDE 20

Lifetime

- 284 Brad Maynard, 2001-10
- 200 Pat O'Donnell, 2014-21
- 158 Bob Parsons, 1972-83

Season

- 40 Brad Maynard, 2008
- 36 Brad Maynard, 2001
- 34 Adam Podlesh, 2012
- Brad Maynard, 2004

Game

- 6 Brad Maynard, at GB, 12/9/01
- 5 Brad Maynard, at MIN, 11/30/08
- Brad Maynard, vs. TB, 12/17/06
- Bob Parsons, at HOU, 11/6/77

HAD BLOCKED

Lifetime

- 5 Ed Brown, 1954-61
- Bob Parsons, 1972-83
- Maury Buford, 1985-86; 89-91
- 4 Pat O'Donnell, 2014-21

Season

- 2 Brad Maynard, 2003
- Ray Stachowicz, 1983
- Jon Kilgore, 1968

Game

- 2 Ray Stachowicz, at MIN, 12/11/83
- Jon Kilgore, at LAR, 12/8/68
- 1 Last: Trenton Gill, vs. MIA, 11/6/22**

PUNT RETURNS

RETURNS

Lifetime

- 264 Devin Hester, 2006-13
- 127 Dennis McKinnon, 1983-85; 87-89
- 123 Jeff Fisher, 1981-84

Season

- 58 Jeff Fisher, 1984
- 57 Lew Barnes, 1986
- 47 Devin Hester, 2006

Game

- 8 Jeff Fisher, at DET, 12/16/84
- 7 R.W. McQuarters, vs. WAS, 10/17/04
- Dennis McKinnon, at GB, 12/4/83
- Steve Schubert, at TB, 12/4/77
- Ron Smith, at CLE, 10/15/72
- George McAfee, vs. GB, 10/15/50
- 6 Last: Devin Hester, at OAK, 11/11/07

YARDS

Lifetime

- 3,241 Devin Hester, 2006-13
- 1,431 George McAfee, 1940-41; 45-50
- 1,171 Dennis McKinnon, 1983-85; 87-89

**Indicates 16-game record

* NFL Record

† Tied NFL Record

Season

- 651 Devin Hester, 2007
- 600 Devin Hester, 2006
- 564 Devin Hester, 2010

Game

- 152 Devin Hester, at ARZ, 10/16/06
- 143 Devin Hester, vs. KC, 9/16/07
- 134 Gale Sayers, vs. SF, 12/12/65
- Dennis McKinnon, vs. NYG, 9/14/87

Long

- 97 Jakeem Grant Sr. (TD) at GB, 12/12/21
- 95 Johnny Bailey (TD), vs. KC, 12/29/90
- 94 Dennis McKinnon (TD), vs. NYG, 9/14/87

AVERAGE

Lifetime (50+ returns)

- *12.8 George McAfee, 1940-41; 45-50
- 12.3 Devin Hester, 2006-13
- 11.3 J.R. Boone, 1948-51

Season (15+ returns)

- 17.1 Devin Hester, 2010
- 16.2 Devin Hester, 2011
- 15.5 Devin Hester, 2007

Game (3+)

- 43.7 Jakeem Grant Sr., at GB, 12/12/21
- 40.7 Devin Hester, vs. DET, 11/13/11
- 36.0 George McAfee, vs. LA Rams, 10/10/48

TOUCHDOWNS

Lifetime

- *13 Devin Hester, 2006-13
- 3 Dennis McKinnon, 1983-85; 87-89
- Steve Schubert, 1975-79
- Ray (Scooter) McLean, 1940-47
- 2 R.W. McQuarters, 2000-04
- Gale Sayers, 1965-71
- George McAfee, 1940-41; 45-50

Season

- *4 Devin Hester, 2007
- 3 Devin Hester, 2010
- Devin Hester, 2006
- 2 Devin Hester, 2011
- Dennis McKinnon, 1987

Game

- 1 Last: Jakeem Grant Sr., at GB, 12/12/21

FAIR CATCHES

Lifetime

- 79 Devin Hester, 2006-13
- 66 Glyn Milburn, 1998-2001
- 58 Tarik Cohen, 2017-20

Season

- 26 Glyn Milburn, 2000
- 22 Marc Mariani, 2015
- 21 Tarik Cohen, 2018
- Steve Schubert, 1978

Game

- 6 Bobby Engram, vs. MIN, 9/15/96
- 5 Last: Devin Hester, at DEN, 12/11/11
- 4 Last: Tarik Cohen, vs. MIN, 9/29/19

KICKOFF RETURNS

RETURNS

Lifetime

- 222 Devin Hester, 2006-13
- 192 Glyn Milburn, 1998-2001
- Dennis Gentry, 1982-92
- 119 Jerry Azumah, 1999-2005

Season

- 63 Glyn Milburn, 2000
- 62 Glyn Milburn, 1998
- 61 Glyn Milburn, 1999

Game

- 10 Chris Williams, at GB, 11/9/14
- 9 Ahmad Merritt, at SF, 9/7/03
- 8 Brian Baschnagel, at HOU, 11/6/77

YARDS

Lifetime

- 5,504 Devin Hester, 2006-13
- 4,596 Glyn Milburn, 1998-2001
- 4,353 Dennis Gentry, 1982-92

Season

- 1,550 Glyn Milburn, 1998
- 1,468 Glyn Milburn, 2000
- 1,436 Devin Hester, 2013

Game

- 288 Chris Williams, at GB, 11/9/14
- 249 Devin Hester, vs. MIN, 9/15/13
- 225 Devin Hester, at STL, 12/11/06

Long

- 104 Cordarrelle Patterson, vs. MIN, 11/16/20 (TD)
- 103 Gale Sayers, at PIT, 9/17/67 (TD)
- 102 Cordarrelle Patterson, vs. NO, 10/20/19 (TD)
- Johnny Knox, vs. DET, 10/4/09 (TD)

AVERAGE

Lifetime (50+ returns)

- *30.6 Gale Sayers, 1965-71
- 26.8 Danieal Manning, 2006-10
- 26.6 Ron Smith, 1965; 70-72

Season (1+ per game)

- 37.7 Gale Sayers, 1967
- 32.7 Cecil Turner, 1970
- 31.7 Walter Payton, 1975

Game (3+)

- 56.3 Devin Hester, at STL, 12/11/06
- 52.0 Cecil Turner, at NYG, 9/19/70
- 48.7 Dick Gordon, at LA Rams, 9/16/66

TOUCHDOWNS

Lifetime

- *6 Gale Sayers, 1965-71
- 5 Devin Hester, 2006-13
- 4 Cecil Turner, 1968-73

Season

- *4 Cecil Turner, 1970
- 3 Gale Sayers, 1967
- 2 Last: Devin Hester, 2007

Game

- *2 Devin Hester, at STL, 12/11/06

**Indicates 16-game record

* NFL Record

† Tied NFL Record

COMBINED RETURNS RETURNS

Season

- 98 Glyn Milburn, 2000, p-35, k-63
- 91 Glyn Milburn, 1999, p-30, k-61
- 87 Glyn Milburn, 1998, p-25, k-62

YARDS

Lifetime

- 8,745 Devin Hester, 2006-13, p-3,241, k-5,504
- 5,566 Glyn Milburn, 1998-2001, p-970, k-4,596
- 4,477 Dennis Gentry, 1982-92, p-124, k-4,353

Season

- 1,841 Glyn Milburn, 1999, p-291, k-1,550
- 1,772 Glyn Milburn, 1998, p-346, k-1,426
- 1,768 Glyn Milburn, 2000, p-300, k-1,468

Game

- 314 Devin Hester, at DET, 9/30/07, p-95, k-219
- 249 Devin Hester, vs. MIN, 9/15/13, p-0, k-249
- 246 Devin Hester, at STL, 12/11/06, p-21, k-225

TOUCHDOWNS

Lifetime

- *18 Devin Hester, 2006-13, p-13, k-5
- 8 Gale Sayers, 1965-71, p-2, k-6
- 4 Cecil Turner, 1968-73, p-0, k-4

Season

- *6 Devin Hester, 2007, p-4, k-2
- 5 Devin Hester, 2006, p-3, k-2
- 4 Cecil Turner, 1970, k-4
- Gale Sayers, 1967, p-1, k-3

Game

- *2 Devin Hester, vs. DEN, 11/25/07
- Devin Hester, at STL, 12/11/06

FUMBLES

FUMBLES

Lifetime

- 85 Walter Payton, 1975-87
- 59 Jay Cutler, 2009-16
- 38 Jim Harbaugh, 1987-93

Season

- 15 Jim Harbaugh, 1993
- 14 Gary Huff, 1974
- 13 Carl Garrett, 1973

Game

- 4 Last: Justin Fields, vs. NE, 10/24/22
- 3 Last: Justin Fields, at TB, 10/24/21

RIDICULOUS RETURNER

Former Bears returner Devin Hester became the NFL's all-time leader in return touchdowns when he brought back a Tampa Bay punt 62 yards for a score for the Falcons on Sept. 18, 2014. The majority of those returns came in a Bears uniform as Hester finished his Bears career in 2013 with 19 return TDs, tied with Deion Sanders for the NFL record. While wearing the orange and blue he set records for career kick return touchdowns (18) and career punt return touchdowns (13) which he extended with the record-breaker in 2014.

The following is a list of each of Hester's return touchdowns.

DEVIN HESTER'S KICKOFF/PUNT RETURN TOUCHDOWNS

Date	Opponent	Site	Distance	Result
Sept. 10, 2006	Green Bay	Lambeau Field	84-yard punt return	W, 26-0
Oct. 16, 2006	Arizona	U. of Phoenix Stadium	83-yard punt return	W, 24-23
Nov. 12, 2006	NY Giants	Giants Stadium	108-yard missed FG return*	W, 38-20
Dec. 3, 2006	Minnesota	Soldier Field	45-yard punt return	W, 23-13
Dec. 11, 2006	St. Louis	Edward Jones Dome	94-yard kickoff return	W, 42-27
Dec. 11, 2006	St. Louis	Edward Jones Dome	96-yard kickoff return	W, 42-27
Feb. 4, 2007	Indianapolis	Dolphin Stadium#	92-yard kickoff return*	L, 17-29
Sept. 16, 2007	Kansas City	Soldier Field	73-yard punt return	W, 20-10
Sept. 30, 2007	Detroit	Ford Field	97-yard kickoff return	L, 27-37
Oct. 14, 2007	Minnesota	Soldier Field	89-yard punt return	L, 31-34
Nov. 25, 2007	Denver	Soldier Field	75-yard punt return	W, 37-34 ot
Nov. 25, 2007	Denver	Soldier Field	88-yard kickoff return	W, 37-34 ot
Dec. 30, 2007	New Orleans	Soldier Field	64-yard punt return	W, 33-25
Sept. 27, 2010	Green Bay	Soldier Field	62-yard punt return	W, 20-17
Oct. 17, 2010	Seattle	Soldier Field	89-yard punt return	L, 20-23
Dec. 20, 2010	Minnesota	TCF Bank Stadium	64-yard punt return	W, 40-14
Oct. 2, 2011	Carolina	Soldier Field	69-yard punt return	W, 34-29
Oct. 16, 2011	Minnesota	Soldier Field	98-yard kickoff return	W, 39-10
Nov. 13, 2011	Detroit	Soldier Field	82-yard punt return	W, 37-13
Oct. 20, 2013	Washington	FedExField	81-yard punt return	L, 41-45
With Atlanta				
Sept. 18, 2014	Tampa Bay	Georgia Dome	62-yard punt return	W, 56-14

* Does not count toward overall return kick return touchdowns; # Super Bowl XLI

**Indicates 16-game record

* NFL Record

† Tied NFL Record

OWN TEAM RECOVERED

Lifetime

- 18 Walter Payton, 1975-87
- 14 Devin Hester, 2006-13
- 13 Gale Sayers, 1965-71

Season

- 7 Justin Fields, 2021**
- Gary Huff, 1974
- Jack Concannon, 1970
- 5 Jay Cutler, 2009
- Walter Payton, 1977
- Bobby Douglass, 1972

Game

- 3 Gary Huff, vs. DET, 9/15/74

OPPONENTS' RECOVERED

Lifetime

- 25 Dick Butkus, 1965-73
- 22 Joe Fortunato, 1955-66
- 17 Mike Hartenstine, 1975-86

Season

- 6 Dick Butkus, 1965
- 5 Ed O'Bradovich, 1962
- 4 Last: Julius Peppers & Kelvin Hayden, 2012

Game

- ¹³ John Thierry, vs. HOU, 10/22/95
- Virgil Livers, at MIN, 10/5/75
- 2 Last: John Timu, at TB, 12/27/15

YARDS ADVANCED OWN FUMBLES

Lifetime

- 47 Roosevelt Williams, 2002
- 36 John Adams, 1959-62
- 24 Ike Hill, 1973-74

Season

- 47 Roosevelt Williams, 2002
- 36 John Adams, 1959-62
- 24 Ike Hill, 1973-74

Game (Same as "Season")

Long (Same as "Season")

YARDS RETURNED OPPONENTS' FUMBLES

Lifetime

- 221 Mike Brown, 2000-08
- 191 Brian Urlacher, 2000-12
- 151 Eddie Jackson, 2017-22**

Season

- 106 Mike Brown, 2002
- 101 Brian Urlacher, 2001
- Charlie Sumner, 1958

Game

- 98 George Halas, (TD) vs. Oorang, 11/4/23
- 95 Mike Brown, (TD) at GB, 9/19/04
- 90 Brian Urlacher, (TD) at ATL, 11/7/01

Long (Same as "Game")

TOUCHDOWNS OWN FUMBLES

Lifetime

- ¹² Ken Kavanaugh, 1940-41; 45-50
- Mike Ditka, 1961-66

Season

- 1 Last: Edwin Williams, 2011

Game

- 1 Last: Edwin Williams, at GB 12/25/11

TOUCHDOWNS OPPONENTS' FUMBLES

Lifetime

- 3 Eddie Jackson, 2017-22**
- Mike Brown, 2000-08
- 2 Brian Urlacher, 2000-12
- Fred Evans, 1948
- Ed Sprinkle, 1944-55
- Zackary Bowman, 2008-13

Season

- ¹² Fred Evans, 1948

Game

- ¹² Fred Evans, vs. WAS, 11/28/48
- 1 Last: DeAndre Houston-Carson, at PIT, 11/8/21

SACKS

(Since 1970)

Lifetime

- 124.5 Richard Dent, 1983-93; 95
- 92.5 Steve McMichael, 1981-93
- 82.0 Dan Hampton, 1979-90

Season

- 18.5 Robert Quinn, 2021
- 17.5 Richard Dent, 1984
- 17.0 Richard Dent, 1985

Game

- 4.5 Richard Dent, vs. LA Raiders, 11/4/84; at LA Raiders, 12/27/87
- 4.0 Jim Osborne, vs. MIN, 9/23/73
- Alex Brown, at NYG, 11/7/04

Consecutive games (at least .5 sack)

- 9 Robert Quinn, 11/8/21-1/9/22
- 8 Rosevelt Colvin, 12/23/01-10/7/02
- 7 Alonzo Spellman, 12/1/94-9/17/95

TAKEAWAYS

(Int & Opp. Fumbles Recovered)

Lifetime

- 50 Gary Fencik, 1976-87 (38 int, 12 fum)
- Dick Butkus, 1965-73 (22 int, 25 fum)
- 44 Charles Tillman, 2003-14 (36 int, 8 fum)
- Richie Petitbon, 1959-68 (37 int, 7 fum)

Season

- 12 Mark Carrier, 1990 (10 int, 2 fum)
- Roosevelt Taylor, 1963 (9 int, 3 fum)
- 11 Dick Butkus, 1965 (5 int, 6 fum)

Game

- 4 Bill George, vs. DET, 12/3/61 (2 int, 2 fum)
- 3 Last: John Thierry, vs. HOU, 10/22/95 (3 fum)

**Indicates 16-game record

* NFL Record † Tied NFL Record

RECORDS

SCORING

Points

- *40 Ernie Nevers, at Chi. Cards, 11/28/29
- 36 Dub Jones, at CLE, 11/25/51
- 24 Jim Taylor, vs. GB, 11/4/62
- Lenny Moore, at BAL, 10/4/58

Touchdowns

- 16 Dub Jones, at CLE, 11/25/51
- Ernie Nevers, at Chi. Cards, 11/28/29
- 4 Jim Taylor, vs. GB, 11/4/62
- Lenny Moore, at BAL, 10/4/58

Field goals

- 6 Sebastian Janikowski, at OAK, 11/27/11
- 5 Last: Robbie Gould, vs. SF, 12/3/17
- 4 Last: Dan Bailey, at MIN, 12/29/19

Field goal attempts

- 7 Mike Clark, vs. DAL, 11/24/68
- 6 Last: Mason Crosby, at OAK, 11/27/11
- 5 Last: Robbie Gould, vs. SF, 12/3/17

Long field goal

- 60 Morten Andersen, at NO, 10/27/91
- 59 Matt Prater, vs. DET, 1/3/16
- Matt Prater, at DEN, 12/11/11
- 57 4 times; Greg Zuerlein, at NYJ, 11/27/22

RUSHING

Attempts

- 39 Jerome Bettis, at LA Rams, 1/2/94
- 37 Cedric Benson, at CIN, 10/25/09
- 36 Edgerrin James, at ARZ, 10/16/06
- Clinton Portis, vs. WAS, 10/17/04

Yards

- 224 Adrian Peterson, vs. MIN, 10/14/07
- 216 Ricky Williams, at MIA, 12/9/02
- 211 Adrian Peterson, at MIN, 12/1/13

Touchdowns

- 16 Ernie Nevers, at Chi. Cards, 11/28/29
- 4 Jim Taylor, vs. GB, 11/4/62
- Dub Jones, at CLE, 11/25/51
- 3 Last: Jalen Hurts, vs. PHI, 12/18/22

Long

- 97 Bobby Gage, vs. PIT, 12/4/49 (TD)
- 90 Johnny Johnson, at NYJ, 9/25/94
- 88 Jahvid Best, at DET, 10/10/11 (TD)

PASSING

Attempts

- 67 Brian Griese, vs. TB, 9/21/08
- 63 Matthew Stafford, vs. DET, 11/13/11
- 62 Randall Cunningham, vs. PHI, 10/2/89

Completions

- 40 Brad Johnson, at TB, 11/18/01
- 39 Aaron Rodgers, at GB, 10/20/16
- 38 Brian Griese, vs. TB, 9/21/08

Yards

- 509 Vince Ferragamo, at LA Rams, 12/26/82
- 436 Tommy Kramer, at MIN, 9/19/85
- 407 Brian Griese, vs. TB, 9/21/08

Touchdowns

- 6 Aaron Rodgers, at GB, 11/9/14
- 5 Last: Tom Brady, at NE, 10/26/14

Interceptions

- 5 Last: Tony Romo, at DAL, 10/1/12
- 4 Last: Jared Goff, vs. LAR, 12/9/18

Consecutive completions

- 17 Kirk Cousins, at MIN, 10/9/22

Long

- *99 Gus Frerotte, at MIN, 11/30/08 (TD)
- Brett Favre, vs. GB, 9/11/95 (TD)
- Sonny Jurgensen, vs. WAS, 9/15/68 (TD)
- 98 Charlie Batch, vs. DET, 10/4/98 (TD)
- 97 Bernie Kosar, at CLE, 10/23/89 (TD)
- Pat Coffee, vs. Chi. Cards, 12/5/37 (TD)

Times sacked

- 11 Archie Manning, vs. MIN, 10/28/84
- 10 Guido Merkins, at PHI, 10/4/87
- 9 Fran Tarkenton, vs. MIN, 12/17/61

RECORDS

LONGEST PLAYS AT SOLDIER FIELD

(Bears moved from Wrigley Field after the 1970 season and played in Champaign in 2002.)

RUN

- Bears - 80 Neal Anderson, vs. GB, 11/27/88
- David Montgomery, vs. HOU, 12/13/20
- Opp. - 73 Adrian Peterson, MIN, 10/14/07

PASS

- Bears - 89 Jay Cutler, vs. DET, 9/12/10
- Vince Evans, vs. MIN, 9/21/80
- Opp. - 99[†] Brett Favre, GB, 9/11/95

CATCH

- Bears - 89 Matt Forté, vs. DET, 9/12/10
- Rickey Watts, vs. MIN, 9/21/80
- Opp. - 99[†] Robert Brooks, GB, 9/11/95

PUNT

- Bears - 87 Dave Finzer, vs. NO, 10/7/84
- Opp. - 75 Harold Alexander, ATL, 10/3/93

PUNT RETURN

- Bears - 95 Johnny Bailey, vs. KC, 12/29/90
- Opp. - 77 Lee Nelson, STL Cards, 12/16/79

KICKOFF RETURN

- Bears - 104 Cordarrelle Patterson, vs. MIN, 10/20/19
- Opp. - 108[†] David Johnson, ARI, 9/20/15

INTERCEPTION RETURN

- Bears - 95 Charles Tillman, vs. GB, 12/4/05
- Opp. - 99 Rick Sanford, NE, 12/5/82

FIELD GOAL

- Bears - 58 Robbie Gould, vs. CIN, 9/8/13
- Opp. - 59 Matt Prater, DET, 1/3/16

MISSED FIELD GOAL RETURNED

- Bears - 108 Nathan Vasher, vs. SF, 11/13/05
- Opp. - Never

**Indicates 16-game record

* NFL Record

† Tied NFL Record

RECEIVING

Receptions

- 20 Terrell Owens, at SF, 12/17/00
- 14 Steve Smith, vs. CAR, 11/20/05
Herman Moore, at DET, 12/4/95
- 13 3 times: Last: Stefon Diggs, vs. MIN 11/18/18

Yards

- 283 Terrell Owens, at SF, 12/17/00
- 225 Bernie Casey, vs. SF, 11/13/66
- 204 Marshall Faulk, at STL, 12/26/99
Randy Moss, vs. MIN, 11/14/99

Touchdowns

- 3 Last: Mike Evans, at TB, 10/24/21

Long

- ¹99 Bernard Berrian, at MIN, 11/30/08 (TD)
Robert Brooks, vs. GB, 9/11/95 (TD)
Gerry Allen, vs. WAS, 9/15/68 (TD)
- 98 Johnnie Morton, vs. DET, 10/4/98 (TD)

INTERCEPTIONS

Interceptions

- 4 DeAngelo Hall, vs. WAS, 10/24/10
- 3 Last: Asante Samuel, at NE, 11/26/06

Yards

- 167 Dick Jauron, vs. DET, 11/18/73
- 121 Milt Davis, vs. BAL, 11/17/57
- 115 Bernie Parrish, at CLE, 12/11/60

Touchdowns

- ¹2 Bobby Franklin, at CLE, 12/11/60

Long

- 102 Bob Smith, at DET, 11/24/49 (TD)
- 99 Rick Sanford, vs. NE, 12/5/82 (TD)
- 98 Darryll Lewis, vs. HOU, 10/22/95 (TD)

PUNTING

Punts

- 14 Dick Nesbitt, vs. Chi. Cards, 11/30/33
- 11 Last: Dustin Colquitt, vs. KC, 12/4/11

Average

- ^{*}61.8 Bob Cifers, vs. DET, 11/24/46
- 57.8 Brian Moorman vs. BUF, 10/8/06
- 57.5 Craig Henrich, at TEN, 10/25/98

Long

- 84 Doug Russell, vs. Chi. Cards, 9/11/38
- 83 Bryan Anger, at DAL, 10/30/22
- 80 Shane Lechler, at OAK, 11/27/11

PUNT RETURNS

Returns

- 8 Quan Cosby, at DEN, 12/11/11
- 7 Last: Marcus Sherels, at MIN, 12/31/17

Yards

- 132 Michael Campanaro, at BAL, 10/15/17
- 122 Hugh McElhenny, vs. SF, 10/19/52
- 116 Karl Williams, at TB, 12/21/97

Fair catches

- 7 Lem Barney, at DET, 11/21/76
- 6 Jamal Agnew, vs. DET, 11/10/19
- 5 Marcus Sherels, at MIN, 1/1/12
Darren Sproles, at NO, 9/18/11

Long

- 96 Bobby Rainey, at BAL, 10/15/17 (TD)
- 95 Steve Odom, at GB, 11/10/74 (TD)
- 94 Hugh McElhenny, vs. SF, 10/19/52 (TD)

KICKOFF RETURNS

Returns

- 8 Lorenzo Booker, at MIN, 12/20/10
Aaron Brown, vs. DET, 10/4/09
- 7 Last: Darius Reynaud, at TEN, 11/4/12

Yards

- 202 Carver Shannon, at LA Rams, 10/13/63
- 195 Derek Stanley, at STL, 11/23/08
- 191 Bobby Rainey, at BAL, 10/15/17

Long

- [†]108 David Johnson, vs. ARZ, 9/20/15 (TD)
- 106 Al Carmichael, at GB, 10/7/56 (TD)
- 105 Twice: Tyler Lockett, at SEA, 9/27/15 (TD)

LONGEST WINNING/LOSING STREAKS

Bears Longest Winning Streaks

Gms	Team	Years
13	Pittsburgh Pirates/Steelers	1934-49
12	Tampa Bay Buccaneers	1983-88
11	Detroit Lions	1946-51
	Philadelphia Eagles	1935-47

Bears Longest Losing Streaks

Gms	Team	Years
10	Green Bay Packers	1994-98
8	Minnesota Vikings	1972-76
7	Baltimore Colts	1966-83
	Green Bay Packers	1928-30

^{**}Indicates 16-game record

^{*} NFL Record

[†] Tied NFL Record

WON - LOST

WINS

Highest winning percentage, season

.1.000	1942 (11 games)	11-0
	1934 (13 games)	13-0
.938	1985 (16 games)	15-1
.923	1926 (16 games)	12-1-3

Lowest winning percentage, season

.071	1969 (14 games)	1-13
.176	2022 (17 games)	3-14
.187	2016 (16 games)	3-13

Wins at home, season

9	1926 (11 games at Wrigley Field)
8	1985 (8 games at Soldier Field)
	1922 (9 games at Cubs Park)
	1921 (10 games at Cubs Park)
7	2018 (8 games at Soldier Field)
	2005 (8 games at Soldier Field)
	2001 (8 games at Soldier Field)
	1990 (8 games at Soldier Field)
	1988 (8 games at Soldier Field)
	1986 (8 games at Soldier Field)
	1933 (7 games at Wrigley Field)

Wins on the road, season

7	2006 (8 road games)
	1986 (8 road games)
	1985 (8 road games)
	1934 (7 road games)
	1920 (9 road games)

CONSECUTIVE GAMES

Won

17	11/26/33-12/2/34
16	11/9/41-12/6/42

Without losing

24	11/9/41-11/14/43 (23-0-1)
----	---------------------------

Wins at home

19	11/20/32-10/20/35
----	-------------------

Wins on the road

10	9/28/41-12/6/42
----	-----------------

Lost

10	Last: 9/18/22-1/8/22
----	----------------------

Without winning

11	11/3/29-10/5/30 (0-9-2)
----	-------------------------

Losses at home

8	11/23/69-11/8/70
---	------------------

Losses on the road

16	11/12/73-11/30/75
----	-------------------

SCORING

POINTS

Most, season

456	1985 (16 games)
445	2013 (16 games)
427	2006 (16 games)

Fewest, season

119	1929 (15 games)
123	1922 (12 games)
	1923 (12 games)
216	2000 (16 games)**

Most, game

61	vs. GB, 12/7/80 (win, 61-7)
	vs. SF, 12/12/65 (win, 61-20)
58	vs. BAL, 10/21/56 (win, 58-27)
57	at BAL, 11/25/62 (win, 57-0)

Most, first half

41	vs. SF, 10/29/06 (24, 17)
	vs. WAS, 11/28/48 (20, 21)
38	vs. TB, 9/30/18 (14, 24)
31	at TEN, 11/4/12 (28, 3)
	vs. DET, 9/18/05 (10, 21)
	vs. WAS, 9/29/85 (0, 31)

Most, second half

49	at PHI, 11/30/41 (21, 28)
38	at JAX, 10/7/12 (10, 28)

Most, first quarter

28	at TEN, 11/4/12
24	vs. SF, 10/29/06
21	Last: vs. CIN, 9/28/86

Most, second quarter

31	vs. WAS, 9/29/85
28	at BUF, 11/4/18
	vs. TB, 9/26/93
	vs. GB, 12/7/80

Most, third quarter

27	vs. Chi. Cards, 9/5/37
24	at MIN, 9/19/85

Most, fourth quarter

28	Last: at JAX, 10/7/12
22	at PHI, 9/12/94
21	Last: at DET, 9/13/20

Margin of victory

57	at BAL, 11/25/62 (57-0)
54	vs. GB, 12/7/80 (61-7)
49	at NYG, 11/14/43 (56-7)
	vs. DET, 10/19/41 (49-0)

Margin of defeat

52	at BAL, 9/27/64 (52-0)
49	at GB, 9/30/62 (49-0)
47	at HOU, 11/6/77 (47-0)

TOUCHDOWNS

Most, season

56	1941 (11 games)
54	1965 (14 games)
53	1942 (11 games)
	1947 (12 games)
	1948 (12 games)
52	2013 (16 games)**

**Indicates 16/17-game record, reflecting NFL schedule format since 1978. If a 16/17-game record does not fall within the top three listed, the 16/17-game record is also included.

Fewest, season

- 16 1982 (9 games)
- 1933 (13 games)
- 18 1974 (14 games)
- 22 2000 (16 games)**
- 1993 (16 games)**

Most, game

- 9 vs. GB, 12/7/80
- vs. SF, 12/12/65
- 8 at WAS, 10/26/47
- at NYG, 11/14/43

EXTRA POINTS MADE

Most, season

- 52 1965 (14 games)
- 51 1985 (16 games)**
- 1948 (12 games)
- 50 2013 (16 games)

Fewest, season

- 15 1933 (13 games)
- 1932 (14 games)
- 16 1982 (9 games)
- 20 1997 (16 games)**

Most, game

- 8 at WAS, 10/26/47 (8 of 8)
- at NYG, 11/14/43 (8 of 8)
- 7 vs. GB, 12/7/80 (7 of 9)
- vs. SF, 12/12/65 (7 of 9)
- at Rams, 10/13/63 (7 of 7)
- 6 Last: at TEN, 11/4/12 (6 of 6)

Most, season (no misses)

- 51 1985 (16 games)
- 47 2006 (16 games)
- 45 1995 (16 games)

EXTRA POINTS MISSED

Most, season

- 11 1941 (11 games)
- 1939 (11 games)
- 5 2022 (17 games) 25-of-32
- 4 1976 (14 games) 27-of-31
- 1975 (14 games) 18-of-22

Most, game

- 3 Last: vs. CLE, 11/9/41
- 2 Last: vs. SF, 9/11/22

FIELD GOALS MADE

Most, season

- 33 2015 (16 games)
- 32 2006 (16 games)
- 31 2007 (16 games)
- 1985 (16 games)

Fewest, season

- ¹⁰ 1947 (12 games)
- 1944 (10 games)
- 8 1969 (14 games)
- 9 1982 (9 games)
- 1974 (14 games)

- 12 2014 (16 games)**

Most, game

- 5 at PHI, 10/20/68
- vs. DET, 12/3/61
- 4 Last: at MIN, 12/20/20

FIELD GOALS ATTEMPTED

Most, season

- 41 1986 (16 games)
- 39 2015 (16 games)
- 38 1985 (16 games)

Fewest, season

- 0 1944 (10 games)
- 13 1974 (14 games)
- 16 2014 (16 games)**

Most, game

- 7 vs. GB, 11/17/63
- 6 Last: at GB, 11/8/87

FIELD GOALS MISSED

Most, season

- 18 1971 (14 games) 15 of 33 made
- 15 1999 (16 games) 17 of 32 made**
- 1965 (14 games) 11 of 26 made
- 14 1970 (14 games) 20 of 34 made

Fewest, season

- 2 2020(16 games) 30 of 32 made
- 3 2013 (16 games) 26 of 29 made
- 2008 (16 games) 26 of 29 made
- 4 2021 (17 games) 26 of 30 made
- 2014 (16 games) 12 of 16 made
- 2011 (16 games) 28 of 32 made
- 2009 (16 games) 24 of 28 made
- 2006 (16 games) 32 of 36 made
- 1989 (16 games) 15 of 19 made
- 1988 (16 games) 15 of 19 made
- 1974 (14 games) 9 of 13 made

Most, game

- 4 Last: vs. PHI, 9/14/86 (2 of 6)
- 3 Last: at MIN, 10/10/99 (1 of 4)

TWO-POINT CONVERSIONS (since 1994)

Most, season

- 5 Last: 2014 (16 games)
- 4 2018 (16 games)
- 3 2021 (17 games)

Most, game

- 2 at NE, 10/26/14
- 1 Last: at MIN, 1/9/2022

SAFETIES

Most, season

- 3 2004 (16 games)
- 1985 (16 games)
- 2 Last: 1986 (16 games)

Most, game

- 2 vs. PIT, 11/9/69
- 1 Last: vs. NYG, 1/2/2022

**Indicates 16-game record

* NFL Record

† Tied NFL Record

TIME OF POSSESSION

(since 1978)

Highest average, season

35:08 1984 (16 games)
 34:33 1985 (16 games)
 33:38 1994 (16 games)

Lowest average, season

27:42 2002 (16 games)
 28:07 2008 (16 games)
 2016 (16 games)

Highest, game

48:50 vs. SD, 10/25/81 (OT)
 45:32 vs. MIA, 9/4/88
 44:53 at MIA, 10/27/97 (OT)

Lowest, game

18:01 at DAL, 12/27/92
 18:57 at MIN, 10/27/02
 19:05 at MIN, 11/29/09

FIRST DOWNS

TOTAL

Most, season

344 2013 (16 games)
 343 1985 (16 games)
 340 1995 (16 games)

Fewest, season

114 1937 (11 games)
 115 1933 (13 games)
 140 1944 (10 games)
 226 1993 (16 games)**

Most, game

33 Last: vs. GB, 9/28/14
 31 vs. WAS, 12/24/16
 30 Last: at STL, 11/24/13

Fewest, game

2 at DET, 1/1/23
 4 vs. DET, 11/22/81
 5 twice; Last: vs. CAR, 10/22/17

RUSHING

Most, season

176 1985 (16 games)
 166 1986 (16 games)
 164 1984 (16 games)

Fewest, season

55 1970 (14 games)
 56 1982 (9 games)
 63 1954 (12 games)
 71 2009 (16 games)**

Most, game

19 at GB, 10/30/77
 vs. GB, 11/6/55
 18 vs. DET, 11/10/85
 17 Last: vs. MIA, 9/4/88

Fewest, game

0 vs. NO, 10/20/19
 at DET, 11/27/14
 at MIN, 11/29/09
 at JAX, 12/12/04
 at GB, 12/11/94
 at BAL, 10/5/57
 vs. Chi. Cards, 10/14/45

**Indicates 16-game record

1 11 times; last at PHI, 11/26/17

PASSING

Most, season

215 2013 (16 games)
 212 2016 (16 games)
 203 1999 (16 games)

Fewest, season

41 1940 (11 games)
 48 1942 (11 games)
 54 1972 (14 games)
 98 1979 (16 games)**

Most, game

21 vs. GB, 12/18/16
 vs. NYJ, 11/16/97
 at DAL, 11/18/62
 20 Last: vs. TEN, 11/27/16
 19 vs. BUF, 9/7/14
 vs. DAL, 12/9/13
 at STL, 11/24/13

Fewest, game

0 at GB, 9/28/41
 vs. GB, 11/7/37
 1 vs. MIN, 12/3/06
 2 Last: at DET, 1/1/23

BY PENALTY

Most, season

46 2019 (16 games)
 46 2018 (16 games)
 *42 1987 (15 games)

Fewest, season

5 1939 (11 games)
 7 2000 (16 games)**
 9 1942 (11 games)

Most, game

9 at CLE, 11/25/51
 7 at TB, 9/8/91
 6 at SF, 9/14/14
 vs. MIA, 11/5/06
 at GB, 10/25/92
 vs. DET, 11/22/87

NET YARDS

(Rushing and passing)

YARDS

Most, season

6,109 2013 (16 games)
 5,837 1985 (16 games)
 5,830 1983 (16 games)

Fewest, season

2,493 1982 (9 games)
 2,591 1932 (14 games)
 2,626 1937 (11 games)
 3,717 1993 (16 games)**

Most, game

682 at NYG, 11/14/43
 596 vs. Chi. Cards, 12/11/49
 594 vs. GB, 12/7/80

Fewest, game

24 vs. DET, 11/22/81
 47 at CLE, 9/26/2021
 66 at DEN, 12/5/71

* NFL Record

† Tied NFL Record

RUSHING

ATTEMPTS

Most, season

- 674 1984 (16 games)
- 634 1978 (16 games)
- 627 1979 (16 games)

Fewest, season

- 275 1982 (9 games)
- 353 1970 (14 games)
- 1954 (12 games)
- 355 2014 (16 games)**

Most, game

- *72 vs. Brooklyn, 10/20/35
- 63 vs. MIN, 10/20/77
- 62 vs. BUF, 10/7/79

Fewest, game

- 7 vs. NO, 10/20/19
- 8 at DET, 11/27/14
- 11 at MIN, 11/29/09
- at PHI, 9/12/94

YARDS

Most, season

- 3,014 2022 (17 games)
- 2,974 1984 (16 games)
- 2,847 1934 (13 games)

Fewest, season

- 988 1982 (9 games)
- 1,092 1970 (14 games)
- 1,142 1954 (12 games)
- 1,330 2007 (16 games)**

Most, game

- 408 vs. Brooklyn, 10/20/35
- 406 vs. GB, 11/6/55
- 375 at GB, 10/30/77

Fewest, game

- 1 at LA Rams, 10/26/52
- 6 at PHI, 11/26/17
- 12 at NYG, 11/25/56

AVERAGE

Highest, season

- 5.40 2022 (17 games)
- 5.02 1934 (13 games)
- 4.90 1955 (12 games)

Lowest, season

- 3.08 1953 (12 games)
- 3.09 1970 (14 games)
- 3.14 2007 (16 games)**

Highest, game

- 13.75 at CIN Reds, 9/30/34
- 8.18 at DET, 9/29/13 (16 for 131)
- 7.55 vs. DET, 10/4/09 (20 for 151)

Lowest, game

- 0.03 at LA Rams, 10/26/52 (33 for 1)
- 0.43 at PHI, 11/26/17
- 1.08 vs. GB, 9/25/11 (12 for 13)

TOUCHDOWNS

Most, season

- 30 1941 (11 games)
- 27 1985 (16 games)**
- 1965 (14 games)

Fewest, season

- 3 1970 (14 games)
- 1933 (13 games)
- 4 1999 (16 games)**

Most, game

- 6 vs. DET, 10/19/41
- 5 vs. MIA, 9/4/88
- 4 Last: vs. TB, 12/14/91

FUMBLES

Most, season

- *56 1938 (11 games)
- 40 1973 (14 games)
- 1972 (14 games)
- 37 1988 (16 games)**

Fewest, season

- 8 2021 (17 games)
- 13 2022 (17 games)
- 2019 (16 games)
- 16 1982 (9 games)
- 1963 (14 games)
- 19 2014 (16 games)**
- 2010 (16 games)
- 2008 (16 games)

Most, game

- 8 at NYG, 12/18/77
- at Chi. Cards, 9/11/38
- 7 vs. GB, 10/21/85
- at BAL, 12/5/65

FUMBLES LOST

Most, season

- 26 1973 (14 games)
- 22 1986 (16 games)**

Fewest, season

- 2 2022 (17 games)
- 2021 (17 games)
- 7 2019 (16 games)
- 2009 (16 games)
- 8 2012 (16 games)
- 2001 (16 games)
- 1982 (9 games)
- 1978 (16 games)

Most, game

- 5 vs. DET, 10/4/98
- vs. DAL, 9/16/73
- 4 Last: at CAR, 12/22/02

OWN RECOVERED

Most, season

- *37 1938 (11 games)
- 21 2007 (16 games)**
- 20 1981 (16 games)

Fewest, season

- 5 1963 (14 games)
- 1955 (12 games)
- 6 2021 (17 games)
- 2019 (16 games)
- 2008 (16 games)**
- 1989 (16 games)**

**Indicates 16-game record

* NFL Record

† Tied NFL Record

Most, game

- 7 at NYG, 12/18/77
at Chi. Cards, 9/11/38
- 6 at GB, 11/15/81
- 5 at DET, 9/30/07
at MIN, 10/5/75

PASSING

ATTEMPTS

Most, season

- 684 1999 (16 games)
- 609 2014 (16 games)
- 595 1997 (16 games)

Fewest, season

- 147 1937 (11 games)
- 148 1932 (14 games)
- 170 1936 (12 games)
- 352 1978 (16 games)**

Most, game

- 65 vs NYJ, 11/16/97
- 63 at WAS, 10/31/99
- 59 at NYG, 10/23/49

Fewest, game

- 4 vs. DET, 10/15/67
- 6 vs. MIN, 10/23/72
- 7 vs. CAR, 10/22/17
vs. TB, 11/26/78
vs. MIN, 11/20/77

COMPLETIONS

Most, season

- 404 1999 (16 games)
- 396 2014 (16 games)
- 373 2013 (16 games)

Fewest, season

- 56 1937 (11 games)
- 57 1934 (13 games)
- 58 1936 (12 games)
- 186 1978 (16 games)**

Most, game

- 36 at STL, 11/24/13
at WAS, 10/31/99
- 34 vs. NO, 10/20/19
- 33 at IND, 10/9/16
vs. NYJ, 11/16/97
at WAS, 10/25/64

Fewest, game

- 1 Last: at PHI, 12/10/72

COMPLETION PERCENTAGE

Highest, season

- 67.2 2018 (16 games) 344 of 512
- 65.0 2014 (16 games) 396 of 609
- 64.4 2013 (16 games) 373 of 579

Lowest, season

- 29.7 1934 (13 games) 57 of 192
- 33.2 1935 (12 games) 73 of 220
- 34.1 1936 (12 games) 58 of 170
- 45.4 1981 (16 games) 222 of 469**

Highest, game (10+)

- 86.2 at SF, 12/23/18 (25 of 29)
- 83.3 vs. GB, 12/7/80 (20 of 24)
- 81.5 Last: vs. NYJ, 12/15/02 (22 of 27)

**Indicates 16-game record

Lowest, game (10+)

- 11.7 vs. DEN, 12/12/76 (2 of 17)
- 16.7 vs. GB, 12/31/06 (2 of 12)
- 21.7 vs. KC, 12/29/90 (5 of 23)

NET YARDS (Gross yards minus sack yards)

Most, season

- 4,281 2013 (16 games)
- 4,136 1999 (16 games)
- 3,969 2016 (16 games)

Fewest, season

- 955 1934 (13 games)
- 971 1932 (14 games)
- 1,014 1937 (11 games)
- 1,933 1978 (16 games)**

Most, game

- 488 at NYG, 11/14/43
- 468 vs. Chi. Cards, 12/11/49

Fewest, game

- 20 vs. DET, 11/22/81
- 16 at HOU, 11/6/77

TIMES SACKED

Most, season

- 66 2004 (16 games)
- 58 2022 (17 games)
2021 (17 games)
- 56 2010 (16 games)

Fewest, season

- 15 1995 (16 games)
- 17 2001 (16 games)
- 20 1963 (14 games)

Most, game

- 10 at NYG, 10/3/10
- 9 at CLE, 9/26/21
vs. GB, 1/2/05
vs. MIN, 10/25/93
at DEN, 12/5/71
at MIN, 11/2/69

YARDS LOST

Most, season

- 449 2004 (16 games)
- 439 1969 (14 games)
- 428 2021 (17 games)

Fewest, season

- 95 1995 (16 games)
- 109 1947 (12 games)
- 120 2001 (16 games)

Most, game

- 78 at MIN, 11/2/69
- 70 at DEN, 12/5/71
- 67 at CLE, 9/26/21

TOUCHDOWN PASSES

Most, season

- 32 2013 (16 games)
- 30 2014 (16 games)
- 29 1995 (16 games)
1947 (12 games)

Fewest, season

- 5 1950 (12 games)
- 7 1993 (16 games)**
1978 (16 games)**

* NFL Record

† Tied NFL Record

Most, game

- 17 at NYG, 11/14/43
- 6 vs. TB, 9/30/18
- 4 Last: at SF, 9/14/14

HAD INTERCEPTED

Most, season

- 35 1954 (12 games)
- 1947 (12 games)
- 32 1960 (14 games)
- 28 1978 (16 games)**

Fewest, season

- 7 1932 (14 games)
- 10 1995 (16 games)**
- 11 1982 (9 games)
- 1941 (11 games)

Most, game

- 8 at DET, 9/22/68
- 7 at CLE, 12/22/60
- at BAL, 10/2/60
- vs. LA Rams, 10/9/49

Returned for TD, season

- *6 1992 (16 games)

INTERCEPTION PERCENTAGE

Highest, season

- 14.95 1942 (11 games) 29 int., 194 att.
- 13.67 1933 (13 games) 29 int., 212 att.
- 7.95 1978 (16 games) 28 int., 352 att.

Lowest, season

- 1.91 1995 (16 games) 10 int., 523 att.
- 2.10 2019 (16 games) 12 int., 580 att.
- 2.24 2013 (16 games) 13 int., 579 att.

PUNTING

PUNTS

Most, season

- 114 1981 (16 games)
- 110 2004 (16 games)
- 100 1976 (14 games)

Fewest, season

- 32 1941 (11 games)
- 38 1947 (12 games)
- 44 1945 (10 games)
- 58 1995 (16 games)**

Most, game

- 17 vs. GB, 10/22/33
- 14 vs. GB, 12/10/33
- 12 vs NO, 10/5/97

Fewest, game

- 0 vs. GB, 9/28/14
- vs. DAL, 12/9/13
- vs. DET, 10/1/72
- at NYG, 11/28/65
- vs. GB, 11/6/55

GROSS AVERAGE

Highest, season

- 47.0 2017 (16 games)**
- 46.5 1963 (14 games)
- 46.2 2021 (17 games)

Lowest, season

- 35.7 1945 (10 games)
- 36.2 1983 (16 games)**
- 36.9 1976 (14 games)

Highest, game (4+ punts)

- 57.4 at DEN, 9/15/19
- 57.3 vs. LA Rams, 11/16/52
- 56.7 at CLE, 9/26/21

Lowest, game (4+)

- 22.1 at MIN, 10/10/76
- 25.0 at Card-Pitt, 12/3/44
- 26.4 vs. GB, 10/21/74

PUNT RETURNS

RETURNS

Most, season

- 64 1984 (16 games)
- 60 1950 (12 games)
- 57 1986 (16 games)

Fewest, season

- 18 2013 (16 games)
- 19 1968 (14 games)
- 21 2014 (16 games)

Most, game

- 11 vs. Chi. Cards, 10/8/50
- 8 vs. NE, 9/16/85
- at DET, 12/16/84

YARDS

Most, season

- 781 1948 (12 games)
- 651 2007 (16 games)**
- 607 2006 (16 games)

Fewest, season

- 81 1968 (14 games)
- 97 1966 (14 games)
- 109 2014 (16 games)**

Most, game

- 152 at ARZ, 10/16/06
- 151 vs. Chi. Cards, 10/12/41
- 143 vs. KC, 9/16/07

Fewest, game

- 6 vs. MIN, 12/19/65
- 5 at DAL, 9/19/10
- vs. DAL, 11/24/68
- vs. GB, 10/16/66

AVERAGE

Highest, season

- 20.2 1941 (11 games)
- 17.1 2010 (16 games)**
- 15.7 2011 (16 games)

Lowest, season

- 3.4 1957 (12 games)
- 3.8 1953 (12 games)
- 3.9 1966 (14 games)
- 5.2 2014 (16 games)**

TOUCHDOWNS

Most, season

- 4 2007 (16 games)
- 3 2010 (16 games)
- 2006 (16 games)
- 2 2017 (16 games)
- 2011 (16 games)
- 1987 (15 games)

**Indicates 16-game record

* NFL Record

† Tied NFL Record

1941 (11 games)

Most, game

1 Last: at GB, 12/21/21

FAIR CATCHES

Most, season

28 1967 (14 games)

Fewest, season

3 1975 (14 games)

Most, game

6 Last: vs. SF, 12/4/16

5 Last: at DEN, 12/11/11

KICK RETURNS

RETURNS

Most, season

83 2002 (16 games)

80 2009 (16 games)

79 1997 (16 games)

Fewest, season

20 1942 (11 games)

23 2018 (16 games)**

26 1963 (14 games)

Most, game

10 at GB, 11/9/14
at Chi. Cards, 11/27/55

9 at SF, 9/7/03

at GB, 12/11/94

at SF, 12/23/91

8 Last: at MIN, 11/29/09

YARDS

Most, season

1,999 2009 (16 games)

1,919 2008 (16 games)

1,762 2002 (16 games)

Fewest, season

424 1963 (14 games)

440 2018 (16 games)

537 1942 (11 games)

632 1982 (9 games)

Most, game

304 vs. GB, 11/9/52

288 at GB, 11/9/14

263 vs. MIN, 9/15/13

Fewest, game

-1 vs. GB, 12/23/07

AVERAGE

Highest, season

*29.4 1972 (14 games)

27.9 1966 (14 games)

27.0 2015 (16 games)**

26.9 1942 (11 games)

Lowest, season

16.3 1990 (16 games)

1963 (14 games)

16.4 1983 (16 games)

TOUCHDOWNS

Most, season

14 1970 (14 games)

3 1967 (14 games)

2 Last: 2007 (16 games)**

Most, game

*2 at STL, 12/11/06

vs. GB, 11/9/52

at GB, 9/22/40

PENALTIES

Most, season

124 2004 (16 games)

122 1948 (12 games)

121 1981 (16 games)

1944 (10 games)

Fewest, season

57 1955 (12 games)

58 1982 (9 games)

61 1953 (12 games)

63 2001 (16 games)**

Most, game

*22 at PHI, 11/26/44

17 at OAK, 9/26/99

16 at TB, 10/21/84

at DEN, 10/16/78

at BAL, 12/5/65

Fewest, game

*0 6 times, last vs. DEN, 11/22/15

1 Last: at NYJ, 11/27/22

YARDS PENALIZED

Most, season

1,194 1968 (14 games)

1,107 1951 (12 games)

1,066 1948 (12 games)

997 2014 (16 games)**

Fewest, season

350 1938 (11 games)

354 1935 (12 games)

503 1994 (16 games)**

Most, game

170 vs. ARZ, 9/20/15

at PHI, 11/26/44

163 at GB, 11/9/14

147 at DEN, 10/16/78

vs. WAS, 10/3/67

Fewest, game

*0 vs. DEN, 11/22/15

vs. PHI, 12/24/95

at STL, 9/24/95

at DET, 11/28/91

vs. MIN, 10/23/72

at CLE, 10/9/38

5 Last: vs. JAX, 12/7/08

**Indicates 16-game record

* NFL Record

† Tied NFL Record

BEARS LEADING TACKLERS

(Since 1999)

Year	Name	Pos	Tackles
2022	Nicholas Morrow	LB	116
2021	Roquan Smith	LB	169
2020	Roquan Smith	LB	139
2019	Roquan Smith	LB	100
2018	Roquan Smith	LB	121
2017	Danny Trevathan	LB	89
2016	Jerrell Freeman	LB	127
2015	Adrian Amos	S	108
2014	Jonathan Bostic	LB	127
2013	James Anderson	LB	129.5
2012	Lance Briggs	LB	128
2011	Lance Briggs	LB	147

Year	Name	Pos	Tackles
2010	Brian Urlacher	LB	146
2009	Lance Briggs	LB	147
2008	Lance Briggs	LB	136
2007	Brian Urlacher	LB	158
2006	Brian Urlacher	LB	185
2005	Brian Urlacher	LB	171
2004	Lance Briggs	LB	168
2003	Brian Urlacher	LB	153
2002	Brian Urlacher	LB	214
2001	Brian Urlacher	LB	148
2000	Brian Urlacher	LB	165
1999	Barry Minter	LB	149

QBS TO THROW A TD ON FIRST POSTSEASON PASS ATTEMPT

Since 1991

Date	QB Team	Opponent	Result
1/6/1996	Alex Van Pelt, Buffalo Bills (2 yards)	vs. Pittsburgh Steelers	L, 40-21
1/16/2000	Kurt Warner, St. Louis Rams (77 yards)	vs. Minnesota Vikings	W, 49-37
1/4/2003	Chad Pennington, New York Jets (56 yards)	vs. Indianapolis Colts	W, 41-0
1/16/2011	Jay Cutler, Chicago Bears (58 yards)	vs. Seattle Seahawks	W, 35-24

Information provided by STATS

OFFENSIVE LINEMEN SCORES

Since the AFL-NFL merger in 1970, six Bears offensive lineman have scored a touchdown. In 2018, Bradley Sowell caught a 2-yard pass vs. the Los Angeles Rams on Sunday Night Football to put the Bears up 15-6 and seal the victory.

TDs BY BEARS OFFENSIVE LINEMEN SINCE 1970

Player	Date	Opp.	TD
Bradley Sowell	12/9/18	vs. LAR	2-yard pass from Mitchell Trubisky
Edwin Williams	12/25/11	at GB	Fumble recovery in end zone
John St. Clair	9/16/07	vs. KC	2-yard pass from Rex Grossman
Marcus Spears	10/13/96	at NO	1-yard pass from Dave Krieg
George Seals	10/10/71	vs. NO	Fumble recovery in end zone
Rich Coady	11/29/70	at BAL	1-yard pass from Jack Concannon

SHUTOUTS

The Bears have been involved in 193 shutouts in their 103-year history. Chicago has won 118 of the shutouts and lost 58, while 17 of the blankings resulted in a 0-0 tie (all before 1933). The Bears were shutout at Seattle in the third game of the 2015 season, breaking a string of 200 consecutive games (includes six postseason games) without being shutout. The last time the Bears shutout an opponent was a 16-0 win at Miami (11/18/10) during the 2010 season.

By Month:

September	11-13-4
October	43-15-4
November	45-14-4
December	17-15-5
January	2-1-0
TOTAL	118-58-17
At home:	67-23-10
On the road:	51-35-7

By Decade:

1920-29	48-15-13
1930-39	25-10-4
1940-49	12-2-0
1950-59	2-1-0
1960-69	5-11-0
1970-79	7-11-0
1980-89	10-4-0
2000-09	4-3-0
2010-19	1-1-0
TOTAL	118-58-17

The above breakdowns include playoff games; the Bears are 4-1 in postseason shutouts.

SCORING

POINTS ALLOWED

Most, season

478 2013 (16 games)
463 2022 (17 games)
442 2014 (16 games)

Fewest, season

21 1920 (13 games)
35 1923 (12 games)
*44 1932 (14 games) *Modern Era Record
1922 (12 games)
187 1986 (16 games)**

Most, game

55 at GB, 11/9/14
at DET, 11/27/97
54 at PHI, 12/22/13
53 at Chi. Cards, 11/27/55

Most, first half

42 at GB, 11/9/14 (14, 28)
38 at NE, 10/26/14 (7, 31)
34 at BAL, 10/4/58 (27, 7)

Most, second half

38 at DET, 11/27/97 (17, 21)
35 at GB, 9/30/62 (21, 14)
34 at DET, 9/30/07 (0, 34)

Most, first quarter

27 at BAL, 10/4/58
21 at TB, 10/24/21
PHI, 12/22/13
at STL, 11/24/13
20 at TB, 10/25/87

Most, second quarter

31 at NE, 10/26/14
28 at GB, 11/9/14
27 at DET, 9/29/13

Most, third quarter

24 at DAL, 12/27/92
21 Last: vs. DAL, 12/4/14

Most, fourth quarter

*34 at DET, 9/30/07
28 at SF, 12/23/91
vs. GB, 11/6/55
at LA Rams, 10/26/52
21 Last: vs. DET, 11/13/22

TOUCHDOWNS ALLOWED

Most, season

57 2022 (17 games)
56 2013 (16 games)
50 1997 (16 games)

Fewest, season

16 1932 (14 games)
18 1963 (14 games)
20 2005 (16 games)**
1986 (16 games)**
1982 (9 games)

Most, game

7 Last: at DAL, 10/30/22

**Indicates 16-game record

6 Last: at NE, 10/26/14

EXTRA POINTS ALLOWED

Most, season

55 2013 (16 games) 55-of-56
50 2022 (17 games) 50-of-52
49 2014 (16 games) 49-of-49

Fewest, season

4 1932 (14 games)
18 1982 (9 games) 18 of 20
1963 (14 games) 18 of 18
19 2005 (16 games) 19 of 20**
2001 (16 games) 19 of 20**
1986 (16 games) 19 of 20**

Most, game

7 Last: at DAL, 10/30/22
6 Last: at GB, 12/12/21

OPPONENTS' EXTRA POINTS MISSED

Most, season

6 1955 (12 games)
4 2016 (16 games) 38 of 42
1978 (16 games) 28 of 32
1974 (14 games) 29 of 33
1970 (14 games) 27 of 31
3 Last: 2015 (16 games) 43 of 46

Most, game

3 vs. CLE, 11/24/40
2 Last: vs. NYG, 11/20/16

FIELD GOALS MADE ALLOWED

Most, season

38 2008 (16 games)
37 2002 (16 games)
33 2016 (16 games)
2014 (16 games)

Fewest, season

10 1942 (11 games)
1932 (14 games)
1 1943 (12 games)
2 1944 (12 games)
12 1979 (16 games)**
1985 (16 games)**

Most, game

6 at OAK, 11/27/11
5 vs. SF, 12/3/17
vs. CAR, 10/28/12
at ATL, 10/12/08
vs. OAK, 10/5/03
at SF, 9/7/03
vs. TB, 12/29/02
at MIN, 10/10/99
vs. KC, 12/29/90
vs. MIN, 9/23/73
vs. WAS, 11/14/71

FIELD GOAL ATTEMPTS ALLOWED

Most, season

44 2002 (16 games)

* NFL Record

† Tied NFL Record

- 41 1994 (16 games)
- 1971 (14 games)
- 39 2014 (16 games)
- 1973 (14 games)

Fewest, season

- 2 1942 (11 games)
- 5 1951 (12 games)
- 6 1944 (10 games)
- 19 1985 (16 games)**

Most, game

- 7 vs. DAL, 11/24/68
- 6 Last: at OAK, 11/27/11
- 5 Last: vs. SF, 10/3/21

OPPONENTS' FIELD GOALS MISSED

Most, season

- 18 1968 (14 games) 13 of 31
- 15 1971 (14 games) 24 of 39
- 14 1967 (14 games) 10 of 24
- 13 1987 (16 games) 18 of 31
- 1980 (16 games) 14 of 27

Fewest, season

- 2 Last: 2016 (16 games) 33 of 35
- 3 Last: 2021 (17 games) 27 of 30

Most, game

- 5 vs. DAL, 11/24/68 (2 of 7)
- 4 vs. ATL, 9/26/76 (1 of 5)
- at NO, 10/7/73 (0 of 4)
- 3 Last: vs. GB, 10/7/02 (2 of 5)

OPPONENTS' SAFETIES AGAINST

Most, season

- 2 Last: 1988 (16 games)

Most, game

- 1 Last: 2018 (16 games)

FIRST DOWNS

TOTAL ALLOWED

Most, season

- 361 2022 (17 games)
- 353 2013 (16 games)
- 332 1989 (16 games)

Fewest, season

- 98 1942 (11 games)
- 166 1982 (9 games)
- 196 1963 (14 games)
- 216 1984 (16 games)**

Most, game

- 35 at WAS, 11/26/89
- 32 at GB, 10/20/16
- at NE, 10/26/14
- 31 Last: at MIN, 11/29/09

Fewest, game

- 3 at DET, 11/23/41
- at CLE, 10/9/38
- 5 at GB, 10/17/91
- 6 Last: vs. SEA, 9/9/90

**Indicates 16-game record

RUSHING ALLOWED

Most, season

- 148 2022 (17 games)
- 147 2013 (16 games)**
- 138 1973 (14 games)

Fewest, season

- *35 1942 (11 games)
- 49 1943 (10 games)
- 1944 (10 games)
- 53 1982 (9 games)
- 67 2018 (16 games)
- 1986 (16 games)**

Most, game

- 19 vs. DEN, 12/12/76
- at MIN, 10/17/65
- 17 vs. LA Rams, 12/2/73
- 16 at PHI, 12/22/13

Fewest, game

- ¹0 at ARZ, 12/23/12
- vs. DET, 11/20/94
- vs. BUF, 10/2/88
- at TB, 10/6/85
- at DET, 10/28/45
- at Chi. Cards, 12/6/42
- at CLE, 10/10/37

PASSING ALLOWED

Most, season

- 227 2014 (16 games)
- 212 1995 (16 games)
- 208 2008 (16 games)

Fewest, season

- *33 1943 (10 games)
- 38 1944 (10 games)
- 44 1945 (10 games)
- 109 2022 (17 games)

Most, game

- 25 at NE, 10/26/14
- 24 at DAL, 10/1/12
- 23 at SF, 12/17/00

Fewest, game

- ¹0 Last: vs. ATL, 11/24/85

BY PENALTY

Most, season

- 37 2020 (16 games)
- 36 1968 (14 games)
- 35 2021 (17 games)
- 2016 (16 games)

Fewest, season

- 10 1953 (12 games)
- 11 2010 (16 games)**
- 1982 (9 games)
- 1977 (14 games)
- 12 1994 (16 games)

Most, game

* NFL Record

¹ Tied NFL Record

- 7 at CAR, 10/18/20
at BUF, 9/9/18
at PHI, 11/26/44
- 6 at GB, 10/20/16

NET YARDS

YARDS ALLOWED (Rushing & passing)

Most, season

- 6,313 2013 (16 games)
- 6,390 2022 (17 games)
- 6,033 2014 (16 games)

Fewest, season

- 1,703 1942 (11 games)
- 2,006 1944 (10 games)
- 2,133 1938 (11 games)
- 3,860 1984 (16 games)**

Most, game

- 583 at LA Rams, 12/26/82
- 557 at LA Rams, 10/24/54
- 550 at CLE, 11/25/61

Fewest, game

- 33 vs. PHI, 10/25/42
- 54 at PIT, 10/2/39
- 86 vs. PIT, 11/9/69

RUSHING

ATTEMPTS ALLOWED

Most, season

- 564 1978 (16 games)
- 563 1973 (14 games)
- 547 1975 (14 games)

Fewest, season

- 260 1982 (9 games)
- 294 1942 (11 games)
- 298 1944 (10 games)
- 339 2018 (16 games)

Most, game

- 59 vs. DEN, 12/12/76
- 55 at DAL, 10/24/76
- 54 at NE, 10/30/88

Fewest, game

- 10 vs. ATL, 9/27/92
vs. BUF, 10/2/88
vs. MIA, 9/4/88
- 11 vs. TB, 10/23/11 (Wembley Stadium)
vs. GB, 11/27/88
- 12 vs. LAC, 10/27/19
vs. DET, 11/22/87

YARDS ALLOWED

Most, season

- 2,674 2022 (17 games)
- 2,583 2013 (16 games)
- 2,509 1973 (14 games)

Fewest, season

- 519 1942 (11 games)*
- 812 1939 (11 games)
- 902 1982 (9 games)

**Indicates 16-game record

1,280 2018 (16 games)**

Most, game

- 393 at DET, 11/26/36
- 356 vs. DEN, 12/12/76
- 311 vs. MIN, 10/14/07

Fewest, game

- 36 vs. PHI, 11/19/39
- 17 at Chi. Cards, 12/6/42
- 0 vs. BUF, 10/2/88
- 11 at MIN, 10/28/96

AVERAGE ALLOWED

Highest, season

- 5.34 2013 (16 games)
- 5.28 1955 (12 games)
- 5.26 1951 (12 games)
- 4.93 2022 (17 games)

Lowest, season

- 1.77 1942 (11 games)
- 2.26 1937 (11 games)
- 2.30 1939 (11 games)
- 2.71 2017 (16 games)

Highest, game

- 9.83 vs. GB, 12/18/16 (23 for 226 yards)
- 9.52 at DEN, 11/23/03 (21 for 200 yards)
- 9.11 at NYJ, 9/25/94 (18 for 164 yards)

Lowest, game

- 0.89 at Chi. Cards, 12/6/42 (19 for -17 yards)
- 0.00 vs. BUF, 10/2/88 (10 for 0 yards)
- 0.69 vs. TEN, 11/9/08 (29 for 20 yards)

TOUCHDOWNS ALLOWED

Most, season

- 31 2022 (17 games)
- 25 1975 (14 games)
- 22 2013 (16 games)**

Fewest, season

- 3 1942 (11 games)
- 1932 (14 games)
- 4 1986 (16 games)**
- 1982 (9 games)
- 1933 (13 games)

Most, game

- 6 at Chi. Cards, 11/28/29
- 5 vs. GB, 11/4/62
at GB, 9/30/62
- 4 Last: at DAL, 10/30/22

PASSING

ATTEMPTS ALLOWED

Most, season

- 631 2011 (16 games)
- 622 2008 (16 games)
- 615 2018 (16 games)

Fewest, season

- 187 1933 (13 games)
- 190 1938 (11 games)
- 194 1935 (12 games)

* NFL Record

† Tied NFL Record

435 1984 (16 games)**

Most, game

- 67 vs. TB, 9/21/08
- 63 vs. DET, 11/13/11
- 62 vs. PHI, 10/2/89

Fewest, game

- 3 at DET, 11/28/35
vs. NYG, 11/17/35
- 9 vs. ATL, 9/17/72
- 10 vs. GB, 11/12/72

COMPLETIONS ALLOWED

Most, season

- 383 2011 (16 games)
2008 (16 games)
- 377 2018 (16 games)
- 374 1995 (16 games)

Fewest, season

- 59 1935 (12 games)
- 63 1933 (13 games)
- 64 1943 (12 games)
- 197 1984 (16 games)**

Most, game

- 41 at TB, 11/18/01
- 40 at DAL, 10/1/12
- 39 at GB, 10/20/16

Fewest, game

- 10 at GB, 9/25/49
at Boston, 11/5/33
vs. Chi. Cards, 10/15/33
- 1 vs. SF, 11/13/05
- 3 vs. ATL, 11/24/85
vs. GB, 12/16/73
at GB, 11/4/73

OPPONENTS' COMPLETION PERCENTAGE

Highest, season

- 67.2 2022 (17 games)
- 66.8 2014 (16 games)
- 65.8 2021 (17 games)

Lowest, season

- 30.4 1935 (12 games)
- 31.5 1943 (10 games)
- 32.3 1934 (13 games)
- 44.4 1981 (16 games)**

Highest, game (10+ attempts)

- 86.8 at NE, 10/26/14
- 86.7 at BAL, 9/27/64
- 85.0 at MIN, 12/20/15
at ATL, 10/14/73

Lowest, game (10+)

- 10.0 at GB, 9/25/49
- 7.7 vs. SF, 11/13/05
- 17.4 vs. ATL, 11/24/85
at DET, 11/5/67

NET YARDS ALLOWED

Most, season

**Indicates 16-game record

6,390 2022 (17 games)

6,313 2013 (16 games)

6,033 2014 (16 games)

Fewest, season

- 691 1933 (13 games)
- 1,674 1973 (14 games)
- 1,765 1963 (14 games)
- 2,486 1984 (16 games)**

Most, game

- 506 at LAR, 12/26/82
- 504 at DET, 1/1/23
- 411 at MIN, 9/19/85

Fewest, game

- 22 vs. ATL, 11/24/85
- 12 at GB, 11/4/73
- 7 vs. TB, 11/26/78

SACKS (since 1972)

Most, season

- 72 1984 (16 games)
- 70 1987 (15 games)
- 64 1985 (16 games)

Fewest, season

- 18 2003 (16 games)
- 20 2022 (17 games)
- 23 1972 (14 games)

Most, game

- 12 at DET, 12/16/84
- 11 at PHI, 10/4/87
vs. MIN, 10/28/84
- 9 Last: at LA Raiders, 12/27/87

YARDS LOST

Most, season

- 583 1984 (16 games)
- 503 1986 (16 games)
- 484 1987 (15 games)

Fewest, season

- 105 2003 (16 games)
- 124 2022 (17 games)
- 154 1953 (12 games)

Most, game

- 114 vs. MIN, 12/17/61
- 107 vs. DET, 11/20/60
- 101 vs. MIN, 10/28/84

TD PASSES ALLOWED

Most, season

- 34 2014 (16 games)
- 31 2021 (17 games)
- 2015 (16 games)

Fewest, season

- 2 1934 (13 games)
- 3 1936 (12 games)
- 1932 (14 games)
- 4 1933 (13 games)
- 10 2005 (16 games)**

Most, game

* NFL Record

† Tied NFL Record

- 6 at GB, 11/9/14
- 5 at NE, 10/26/14
- at GB, 12/25/11
- vs. ARZ, 11/8/09
- at CIN, 10/25/09
- at GB, 11/12/95
- at MIN, 11/28/82
- at PIT, 9/28/80
- vs. SF, 11/19/72

TURNOVERS

TAKEAWAYS

Most, season

- 58 1947 (12 games)
- 54 1985 (16 games)**
- 51 1963 (14 games)

Fewest, season

- 11 2016 (16 games); 8 INTs, 3 FRs
- 16 2017 (16 games); 8 INTs, 8 FRs
- 17 2015 (16 games); 8 INTs, 3 FRs

Most, game

- 12 at DET, 11/22/42 (7 int, 5 fum)
- 9 vs. StL Cards, 11/19/67 (7 int, 2 fum)
- 8 vs. TB, 9/2/84 (6 int, 2 fum)
- at GB, 9/24/67 (5 int, 3 fum)
- vs. PHI, 10/27/63 (4 int, 4 fum)
- at LA Rams, 10/13/63 (6 int, 2 fum)

FUMBLES

OPPONENTS' FUMBLES

Most, season

- 44 1952 (12 games)
- 38 1990 (16 games)**
- 37 2010 (16 games)
- 1987 (15 games)
- 1983 (16 games)
- 1976 (14 games)
- 1972 (14 games)

Fewest, season

- 13 2016 (16 games)
- 1960 (12 games)
- 15 2019 (16 games)
- 16 2020 (16 games)

Most, game

- 7 at GB, 9/16/90
- vs. GB, 12/18/83
- at LA Rams, 9/16/66
- at LA Rams, 11/15/64
- 6 at TEN, 11/4/12
- vs. DET, 10/22/12
- vs. WAS, 10/24/10

OPPONENTS' FUMBLES LOST

Most, season

- 26 1952 (12 games)
- 24 1965 (14 games)
- 1962 (14 games)
- 23 1976 (14 games)

Fewest, season

- 3 2016 (16 games)
- 5 2003 (16 games)
- 6 1945 (10 games)
- 1943 (10 games)

Most, game

- 5 at OAK, 9/26/99
- at KC, 11/8/81
- at DEN, 9/30/73
- 4 Last: at TEN, 11/4/12

TOUCHDOWNS ON FUMBLES

Most, season

- 5 1942 (11 games)
- 2 Last: 2011 (16 games)**

Most, game

- 2 at ARZ, 10/16/06
- vs. WAS, 11/28/48
- 1 Last: at DAL, 10/30/22

INTERCEPTIONS

INTERCEPTIONS

Most, season

- 37 1935 (12 games)
- 36 1963 (14 games)
- 35 1936 (12 games)
- 34 1985 (16 games)**

Fewest, season

- 8 2021 (17 games)
- 2017 (16 games)
- 2016 (16 games)
- 2015 (16 games)
- 9 2002 (16 games)
- 10 2020 (16 games)
- 2019 (16 games)
- 1964 (14 games)
- 1960 (12 games)

Most, game

- 7 vs. StL Cards, 11/19/67
- at Chi. Cards, 12/5/54
- at DET, 11/22/42
- at GB, 9/22/40
- 6 vs. TB, 9/2/84
- at LA Rams, 10/13/63

YARDS RETURNED

Most, season

- 585 1941 (11 games)
- 546 2004 (16 games)**
- 537 1963 (14 games)

Fewest, season

- 60 1997 (16 games)
- 69 1987 (15 games)
- 99 1982 (9 games)

Most, game

- 149 vs. LA Rams, 10/11/64
- 140 vs. GB, 12/4/05

TOUCHDOWNS

**Indicates 16-game record

* NFL Record

† Tied NFL Record

Most, season

- 8 2012 (16 games)
- 5 2013 (16 games)
- 2004 (16 games)
- 4 Last: 2011 (16 games)

Most, game

- 2 Last: at JAX, 10/7/12

PUNTING

PUNTS ALLOWED

Most, season

- 100 2006 (16 games)
- 1986 (16 games)
- 1984 (16 games)
- 99 1983 (16 games)
- 98 1981 (16 games)

Fewest, season

- 42 1945 (10 games)
- 49 2014 (16 games)**
- 1982 (9 games)
- 51 2022 (17 games)

Most, game

- 16 vs. Chi. Cards, 11/30/33
- 15 vs. NYG, 11/17/35
- 11 vs. KC, 12/4/11
- vs. TB, 12/17/07
- at CAR, 12/22/02
- vs. NE, 9/16/85
- at CLE, 10/15/72

Fewest, game

- 10 vs. GB, 9/28/14
- vs. GB, 12/17/89
- at MIA, 9/23/79
- at GB, 9/24/67
- at DET, 12/2/56

GROSS AVERAGE ALLOWED

Highest, season

- 48.7 2022 (17 games)
- 47.2 2017 (16 games)
- 46.6 1964 (14 games)
- 45.9 2019 (16 games)

Lowest, season

- 35.4 1978 (16 games)
- 36.3 1976 (14 games)
- 37.3 1995 (16 games)

Highest, game (4+ punts)

- 61.8 vs. DET, 11/24/46
- 56.0 at LV, 10/10/21
- 55.0 at BAL, 10/15/17

Lowest, game (4+)

- 19.0 vs. GB, 12/23/07
- 23.6 vs. ATL, 11/19/78
- 25.5 at PIT, 11/30/58

PUNT RETURNS

RETURNS ALLOWED

Most, season

- 66 1981 (16 games)

- 58 1974 (14 games)

- 57 2004 (16 games)

Fewest, season

- 15 2013 (16 games)
- 20 1941 (11 games)
- 22 Last: 2016 (16 games)

Most, game

- 9 at Chi. Cards, 11/29/59
- 8 at DEN, 12/11/11
- at OAK, 11/11/07
- vs. WAS, 10/11/81
- at ATL, 10/13/74
- 7 Last: at CLE, 9/6/21

Fewest, game

- 10 Last: vs. DAL, 12/5/19

YARDS ALLOWED

Most, season

- 727 1997 (16 games)
- 633 1974 (14 games)
- 612 1952 (12 games)

Fewest, season

- 84 2012 (16 games)
- 106 1969 (14 games)
- 110 1972 (14 games)

Most, game

- 147 vs. GB, 11/8/59
- 132 at BAL, 10/15/17
- 117 at ATL, 10/13/74

AVERAGE RETURN ALLOWED

Highest, season

- 17.0 1941 (11 games)
- 16.1 1952 (12 games)
- 16.0 1947 (10 games)
- 14.0 1997 (16 games)**

Lowest, season

- 3.4 2012 (16 games)
- 3.8 1969 (14 games)
- 4.1 1967 (14 games)

TOUCHDOWNS ALLOWED

Most, season

- 2 1997 (16 games)
- 1996 (16 games)
- 1954 (12 games)
- 1952 (12 games)
- 1947 (12 games)
- 1941 (11 games)
- 1933 (13 games)

Most, game

- 1 Last: at BAL, 10/15/17

FAIR CATCHES FORCED

Most, season

- 38 1993 (16 games)
- 33 2000 (16 games)
- 31 2016 (16 games)

**Indicates 16-game record

* NFL Record

† Tied NFL Record

Fewest, season

- 5 1989 (16 games)
- 6 1990 (16 games)
- 7 1987 (15 games)
- 1982 (9 games)
- 1980 (16 games)

Most, game

- 7 vs. DET, 11/21/76
- 6 vs. DET, 11/10/19

KICKOFF RETURNS

RETURNS ALLOWED

Most, season

- 83 2006 (16 games)
- 78 1985 (16 games)
- 73 1990 (16 games)

Fewest, season

- 27 2019 (16 games)
- 30 1982 (9 games)
- 32 1971 (14 games)
- 2017 (16 games)
- 2022 (17 games)

Most, game

- 10 at DET, 9/24/89
- 9 vs. TB, 9/25/93
- vs. GB, 12/7/80
- vs. BAL, 10/21/56
- at Boston, 11/21/48
- 8 Last: at MIN, 12/20/10

YARDS ALLOWED

Most, season

- 1,827 1985 (16 games)
- 1,730 2006 (16 games)
- 1,656 2008 (16 games)

Fewest, season

- 435 1940 (11 games)
- 537 1982 (9 games)
- 614 2014 (16 games)

Most, game

- 275 at DET, 9/24/89
- 254 at LA Rams, 10/13/63
- 234 vs. GB, 12/7/80

Fewest, game

- [†]0 Last: Four times, 2021

AVERAGE ALLOWED

Highest, season

- 27.8 1960 (12 games)
- 26.6 1956 (12 games)
- 26.1 1957 (12 games)
- 25.7 2022 (17 games)

Lowest, season

- 16.0 1946 (11 games)

16.6 1999 (16 games)**

17.3 1993 (16 games)

TOUCHDOWNS ALLOWED

Most, season

- 2 2015
- 1 Last: 2022

Most, game

- 1 Last: at BAL, 10/15/17

PENALTIES

OPPONENTS' PENALTIES

Most, season

- 132 2006 (16 games)
- 129 1980 (16 games)
- 120 2004 (16 games)
- 1987 (15 games)

Fewest, season

- 34 1942 (11 games)
- 43 1941 (11 games)
- 52 1982 (9 games)
- 69 2013 (16 games)**

Most, game

- 21 at CLE, 11/25/51
- 18 vs. GB, 9/27/10
- 16 at SF, 9/14/14
- at GB, 11/8/87

Fewest, game

- [†]0 Last: at GB, 11/4/13
- 1 Last: vs. GB, 12/29/13

OPPONENTS' YARDS PENALIZED

Most, season

- 1,109 1980 (16 games)
- 1,103 1987 (15 games)
- 1,084 2006 (16 games)

Fewest, season

- 110 1937 (11 games)
- 451 1982 (9 games)
- 601 1974 (14 games)
- 645 1994 (16 games)**

Most, game

- 209 at CLE, 11/25/51
- 152 vs. GB, 9/27/10
- 149 vs. NO, 10/8/00

Fewest, game

- [†]0 Last: at GB, 11/4/13
- 5 Last: at NYJ, 11/27/22

**Indicates 16-game record

* NFL Record

[†] Tied NFL Record

SERVICE

Games

- 13 Mark Bortz, 1983-94
- 12 Kevin Butler, 1985-95
Dennis Gentry, 1982-92
Dan Hampton, 1979-90
Jay Hilgenberg, 1981-91
Steve McMichael, 1981-93
Ron Rivera, 1984-92
Mike Singletary, 1981-92
Keith Van Horne, 1981-93
- 11 Jim Covert, 1983-90

Starts

- 12 Mark Bortz, 1983-94
Jay Hilgenberg, 1981-91
Mike Singletary, 1981-92
Keith Van Horne, 1981-93
- 11 Jim Covert, 1983-90
Dan Hampton, 1979-90
Steve McMichael, 1981-93
- 10 Richard Dent, 1983-93, 95
Tom Thayer, 1985-92

SCORING

Points, career

- 74 Kevin Butler, 1985-95
- 37 Robbie Gould, 2005-15
- 33 Jack Manders, 1933-41

Points, game

- 15 Jack Manders, vs. WAS, 12/12/37
- 14 Kevin Butler, vs. NE, 1/26/86
- 13 Robbie Gould, vs. NO, 1/21/07

Touchdowns, career

- 4 Thomas Jones, 2004-06
Dennis McKinnon, 1983-85, 87-89
Norm Standlee, 1941
Harry Clark, 1940-43
- 3 Willie Gault, 1983-87
Jim McMahon, 1982-88
Ken Kavanaugh, 1940-41, 45-50
Dante Magnani, 1943, 46, 49

Touchdowns, game

- 2 Last: Jay Cutler, vs. SEA, 1/16/11

Field Goals, career

- 16 Kevin Butler, 1985-95
- 6 Robbie Gould, 2005-15
Bob Snyder, 1939-41, 43
Jack Manders, 1933-40
- 3 Cody Parkey, 2018

Field Goals, game

- 3 Last: Cody Parkey vs. PHI, 1/6/19
Robbie Gould, vs. NO, 1/21/07

Field Goals, long

- 49 Robbie Gould, vs. SEA, 1/14/07
- 46 Kevin Butler, vs. PHI, 12/31/88
- 44 Robbie Gould, vs. IND, 2/4/07



Robbie Gould converts a 49-yard field goal in overtime against the Seattle Seahawks to give the Bears a 27-24 win on Jan. 14, 2007 in the NFC Divisional playoff.

RUSHING

Attempts, career

- 180 Walter Payton, 1975-87
- 81 Neal Anderson, 1986-93
- 75 Thomas Jones, 2004-06

Attempts, game

- 27 Neal Anderson, vs. NO, 1/6/91
- Walter Payton, vs. NYG, 1/5/86
- 25 Matt Forté, vs. SEA, 1/16/11
- 24 Last: Cedric Benson, vs. NO, 1/21/07

Yards, career

- 632 Walter Payton, 1975-87
- 381 Thomas Jones, 2004-06
- 279 Neal Anderson, 1986-93

Yards, game

- 123 Thomas Jones, vs. NO, 1/21/07
- 119 George McAfee, vs. GB, 12/14/41
- 112 Thomas Jones, vs. IND, 2/4/07

Touchdowns, career

- 4 Thomas Jones, 2004-06
- Norm Standlee, 1941
- 3 Jim McMahon, 1982-88
- 2 Last: Jay Cutler, 2009-16

Touchdowns, game

- 2 Last: Jay Cutler, vs. SEA, 1/16/11

Long

- 68 Bill Osmanski, at WAS, 12/8/40
- 58 Thomas Sanders, vs. PHI, 12/31/88
- 52 Thomas Jones, vs. IND, 2/4/07

PASSING

Attempts, career

- 133 Rex Grossman, 2003-08
- 127 Jim McMahon, 1982-88
- 93 Mike Tomczak, 1985-90

Attempts, game

- 44 Jim Harbaugh, vs. DAL, 12/29/91
- 43 Mitchell Trubisky, vs. PHI, 1/6/19
- 41 Rex Grossman, vs. CAR, 1/15/06

Completions, career

- 70 Jim McMahon, 1982-88
- 69 Rex Grossman, 2003-08
- 45 Mitchell Trubisky, 2017-20
- Mike Tomczak, 1985-90
- Sid Luckman, 1939-50

Completions, game

- 26 Mitchell Trubisky, vs. PHI, 1/6/19
- 22 Jim Harbaugh, vs. DAL, 12/29/91
- 21 Rex Grossman, vs. SEA, 1/14/07

Yards, career

- 967 Jim McMahon, 1982-88
- 783 Rex Grossman, 2003-08
- 721 Sid Luckman, 1939-50

Yards, game

- 303 Mitchell Trubisky, vs. PHI, 1/6/19
- 286 Sid Luckman, vs. WAS, 12/26/43
- 282 Rex Grossman, vs. SEA, 1/14/07

Touchdowns, career

- 9 Sid Luckman, 1939-50
- 4 Jim McMahon, 1982-88
- Rex Grossman, 2003-08
- 2 Last: Jay Cutler, 2009-16

Touchdowns, game

- 5 Sid Luckman, vs. WAS, 12/26/43
- 2 Last: Jay Cutler, vs. SEA, 1/16/11

Interceptions, career

- 5 Mike Tomczak, 1985-90
- 4 Jim McMahon, 1982-88
- Bob Avellini, 1975-84
- Sid Luckman, 1939-50
- Rex Grossman, 2003-08
- 3 Johnny Lujack, 1948-51
- Steve Walsh, 1994-95

Interceptions, game

- 4 Bob Avellini, at DAL, 12/26/77
- 3 Mike Tomczak, vs. PHI, 12/31/88
- Jim McMahon, vs. WAS, 1/10/88
- Johnny Lujack, at LA Rams, 12/17/50
- 2 Last: Caleb Hanie, vs. GB, 1/23/11

Long

- 75t Steve Fuller, at WAS, 12/30/84
- 68t Rex Grossman, vs. SEA, 1/14/07
- 67t George Corbett, vs. NYG, 12/17/33



Thomas Jones is the Bears second leading rusher in Bears play-off history with 381 yards and tied for first in career playoff touchdowns with four.

RECEIVING

Receptions, career

- 22 Walter Payton, 1975-87
- 20 Dennis McKinnon, 1983-85, 87-88
- 19 Bernard Berrian, 2004-07

Receptions, game

- 10 Last: Allen Robinson II, vs. PHI, 1/6/19
Matt Forté, vs. GB, 1/23/11
- 9 Tom Waddle, vs. DAL, 12/29/91

Yards, career

- 454 Willie Gault, 1983-87
- 345 Dennis McKinnon, 1983-85, 87-88
- 296 Bernard Berrian, 2004-07

Yards, game

- 143 Allen Robinson II, vs. PHI, 1/6/19
- 129 Willie Gault, vs. NE, 1/26/86
- 122 Dante Magnani, vs. WAS, 12/26/43

Touchdowns, career

- 4 Dennis McKinnon, 1983-85, 87-89
- 3 Willie Gault, 1983-87
- 2 Bernard Berrian, 2004-07
Ken Kavanaugh, 1940-41, 45-50
Dante Magnani, 1943, 46, 49
Harry Clark, 1940-43
Bill Karr, 1933-38

Touchdowns, game

- 2 Dennis McKinnon, vs. NYG, 1/5/86
Harry Clark, vs. WAS, 12/26/43
Dante Magnani, vs. WAS, 12/26/43
Bill Karr, vs. NYG, 12/17/33

Long

- 75t Willie Gault, at WAS, 12/30/84
- 68t Bernard Berrian, vs. SEA, 1/14/07
- 67t Carl Brumbaugh, vs. NYG, 12/17/33

PUNTING

Punts, career

- 44 Brad Maynard, 2001-10
- 29 Maury Buford, 1985-86, 89-91
- 22 Sid Luckman, 1939-50

Punts, game

- 10 Maury Buford, vs. LA Rams, 1/12/86
Keith Molesworth, vs. NYG, 12/17/33
- 9 Brad Maynard, vs. GB, 1/23/11
Keith Molesworth, vs. NYG, 12/9/34
- 7 Last: Brad Maynard, vs. NO, 1/21/07

Yards, career

- 1,766 Brad Maynard, 2001-10
- 1,102 Maury Buford, 1985-91
- 863 Sid Luckman, 1939-50

Yards, game

- 398 Keith Molesworth, vs. NYG, 12/17/33
- 366 Keith Molesworth, vs. NYG, 12/9/34
- 363 Maury Buford, vs. LA Rams, 1/12/86

Long

- 66 Brad Maynard, vs. NO, 1/21/07
- 63 Sam Francis, vs. WAS, 12/12/37
- 61 George McAfee, vs. GB, 12/21/41

PUNT RETURNS

Returns, career

- 11 Devin Hester, 2006-13
Keith Ortego, 1985-87
- 9 George McAfee, 1940-41, 45-50

Returns, game

- 6 George McAfee, at LA Rams, 12/17/50
- 5 Keith Ortego, vs. NYG, 1/5/86
Lew Barnes, vs. WAS, 1/3/87
- 4 Keith Ortego, vs. LA Rams, 1/12/86
Keith Molesworth, at NYG, 12/9/34

Yards, career

- 108 George McAfee, 1940-41, 45-50
- 100 Keith Molesworth, 1931-38
- 94 Hugh Gallarneau, 1941-46

Yards, game

- 81 Hugh Gallarneau, vs. GB, 12/14/41
- 79 George McAfee, at LA Rams, 12/17/50
- 67 Keith Molesworth, at NYG, 12/9/34

Touchdowns, career

- 1 Shaun Gayle (5 yards), vs. NYG, 1/5/86
Hugh Gallarneau (81 yards), vs. GB, 12/14/41

Long

- 81t Hugh Gallarneau, vs. GB, 12/14/41
- 28 Keith Molesworth, at NYG, 12/9/34
- 26 Devin Hester, vs. SEA, 1/16/11

KICKOFF RETURNS

Returns, career

- 17 Dennis Gentry, 1982-92
- 10 Willie Gault, 1983-87
- 9 Devin Hester, 2006-13

Returns, game

- 7 Don Bingham, at NYG, 12/30/56
- 6 Austry Denson, vs. PHI, 1/19/02
- 5 Rashied Davis, vs. CAR, 1/15/06
Nate Lewis, at SF, 1/7/95

Yards, career

- 435 Dennis Gentry, 1982-92
- 214 Devin Hester, 2006-13
- 191 Willie Gault, 1983-87

Yards, game

- 127 Dennis Gentry, vs. WAS, 1/3/87
- 125 Nate Lewis, at SF, 1/7/95
- 120 Austry Denson, vs. PHI, 1/19/02

Touchdowns, career

- 1 Devin Hester, 2006-13

Long

- 92t Devin Hester, vs. IND, 2/4/07
- 60 Dennis Gentry, vs. WAS, 1/3/87
- 49 Dennis Gentry, vs. WAS, 1/10/88

INTERCEPTIONS

Interceptions, career

- 4 George McAfee, 1940-41, 45-50
Clyde Turner, 1940-52
- 3 Mike Richardson, 1983-88
Sid Luckman, 1939-50

Interceptions, game

- 2 Gary Fencik, at SF, 1/5/85
George McAfee, at NYG, 12/15/46
Dante Magnini, at NYG, 12/15/46
Sid Luckman, vs. WAS, 12/26/43
George Wilson, vs. GB, 12/14/41
Joe Maniacci, at WAS, 12/8/40

Yards, career

- 68 George McAfee, 1940-41, 45-50
- 61 Larry Morris, 1959-65
- 59 Brian Urlacher, 2000-12

Yards, game

- 61 Larry Morris, vs. NYG, 12/29/63
- 51 Vestee Jackson, vs. PHI, 12/31/88
- 49 Dante Magnani, at NYG, 12/15/46

Touchdowns, career

- 1 Jerry Azumah (39 yards), vs. PHI, 1/19/02
Reggie Phillips (38 yards), vs. NE, 1/26/86
Dante Magnani (19 yards), at NYG, 12/15/46
Hampton Pool (15 yards), at WAS, 12/8/40
George McAfee (34 yards), at WAS, 12/8/40
Clyde Turner (24 yards), at WAS, 12/8/40

Long

- 51 Vestee Jackson, vs. PHI, 12/31/88
- 47 Maurice Douglass vs. PHI, 12/31/88
Jim Morrissey, vs. NE, 1/26/86
- 39 Brian Urlacher, vs. GB, 1/23/11
Jerry Azumah, vs. PHI, 1/19/02

SACKS

Sacks, career

- 10.5 Richard Dent, 1983-93, 95
- 8.0 Dan Hampton, 1979-90
- 5.5 Steve McMichael, 1981-93

Sacks, game

- 3.5 Richard Dent, vs. NYG, 1/5/86
- 3.0 Richard Dent, at WAS, 12/30/84
- 2.0 Trace Armstrong, at MIN, 1/1/95
Otis Wilson, vs. NE, 1/26/86
Dan Hampton, at WAS, 12/30/84
Dan Hampton, at PHI, 12/23/79
- 1.5 Tommie Harris, vs. SEA, 1/16/11



Devin Hester returned the opening kickoff of Super Bowl XLI 92 yards for a touchdown.

SCORING

Most Points, Game

- 46 (W) vs. NE (1/26/86)
- 39 (W) vs. NO (1/21/07)
- 35 (W) vs. SEA (1/16/11)
- (W) at MIN (1/1/95)

Fewest Points, Game

- 0 (L) at SF (1/6/85)
- 3 (L) at NYG (1/13/91)
- (L) vs. SF (1/8/89)
- 7 (L) at DAL (12/26/77)

Most Points, Both Teams, Game

- 59 (35-24) vs. SEA (1/16/11)
- (15-44) at SF (1/7/95)
- 56 (46-10) vs. NE (1/26/86)
- 53 (39-14) vs. NO (1/21/07)
- (35-18) at MIN (1/1/95)

Fewest Points, Both Teams, Game

- 21 (21-0) vs. NYG (1/5/86)
- 22 (16-6) vs. NO (1/6/91)
- 23 (0-23) at SF (1/6/85)

Largest Margin of Victory, Game

- 36 (46-10) vs. NE (1/26/86)
- 25 (39-14) vs. NO (1/21/07)
- 24 (24-0) vs. LA Rams (1/12/86)

Most Points, Shutout Victory, Game

- 24 vs. LA Rams (1/12/86)
- 21 vs. NYG (1/5/86)

Most Points Overcome to Win Game

- 3 vs. SEA (1/14/07)
- vs. MIN (1/1/95)
- vs. NE (1/26/86)
- at WAS (12/30/84)

Most Points, Each Half

- 1st: 23 vs. NE (1/26/86)
- 21 vs. SEA (1/16/11)
- vs. SEA (1/14/07)
- 2nd: 23 vs. NO (1/21/07)
- vs. NE (1/26/86)
- 21 at MIN (1/1/95)
- 14 Last: vs. GB (1/23/11)

Most Points, Each Quarter

- 1st: 14 vs. SEA (1/16/11)
- 13 vs. NE (1/26/86)
- 2nd: 14 vs. SEA (1/14/07)
- at MIN (1/1/95)
- 3rd: 21 vs. NE (1/26/86)
- 14 vs. NYG (1/5/86)
- 4th: 21 vs. NO (1/21/07)
- 14 Last: vs. GB (1/23/11)
- OT: 3 vs. SEA (1/14/07)

TOUCHDOWNS

Most Touchdowns, Game

- 5 Last: vs. SEA (1/16/11)
- 4 vs. NO (1/21/07)
- 3 Last: vs. SEA (1/14/07)

Fewest Touchdowns, Game

- 0 at NYG (1/13/91)
- vs. SF (1/8/89)
- at SF (1/6/85)

Most Touchdowns, Both Teams, Game

- 8 (5 and 3) vs. SEA (1/16/11)
- (2 and 6) at SF (1/7/95)
- 7 (5 and 2) at MIN (1/1/95)
- 6 Last: (4 and 2) vs. NO (1/21/07)

Fewest Touchdowns, Both Teams, Game

- 1 (1 and 0) vs. NO (1/6/91)
- 2 (1 and 1) vs. PHI (1/6/19)
- (2 and 0) vs. PHI (12/31/88)
- (0 and 2) at SF (1/6/85)
- 3 Last: vs. PHI (1/6/19)

FIELD GOALS

Most Field Goals Made, Game

- 3 Last: vs. PHI, (1/6/19)
- 2 Last: vs. SEA (1/14/07)

Most Field Goals Made, Both Teams, Game

- 6 (2 and 4) vs. PHI (12/31/88)
- 5 (1 and 4) vs. PHI (1/19/02)
- (3 and 2) vs. NO (1/6/91)
- 4 Last: (3 and 1) vs. PHI (1/6/19)

Most Field Goals Attempted, Game

- 4 Last: vs. PHI (1/6/19)
- vs. PHI (12/31/88)
- vs. NO (1/6/91)

Most Field Goals Attempted, Both Teams, Game

- 9 (4 and 5) vs. PHI (12/31/88)
- 8 (4 and 4) vs. NO (1/6/91)
- 6 (3 and 3) vs. WAS (1/3/87)

FIRST DOWNS

OVERALL FIRST DOWNS

Most First Downs, Game

- 26 vs. DAL (12/29/91)
- 23 vs. CAR (1/15/06)
- vs. NE (1/26/86)
- 21 vs. SEA (1/16/11)
- vs. SEA (1/14/07)

Fewest First Downs, Game

- 10 vs. PHI (1/19/02)
- 11 at NYG (1/13/91)
- vs. IND (2/4/07)
- vs. NO (1/10/21)

Most First Downs, Both Teams, Game

- 47 (20 and 27) at SF (1/7/95)
- 44 (23 and 21) vs. CAR (1/15/06)
- 41 (26 and 15) vs. DAL (12/29/91)

Fewest First Downs, Both Teams, Game

- 22 (13 and 9) vs. LA Rams (1/12/86)
- 27 (17 and 10) vs. NYG (1/5/86)
- 29 (10 and 19) vs. PHI (1/19/02)
- (18 and 11) vs. NO (1/6/91)

FIRST DOWNS BY RUSHING

Most First Downs, Rushing, Game

- 13 vs. NE (1/26/86)
- 12 vs. NO (1/21/07)
vs. DAL (12/29/91)
- 11 vs. SEA (1/16/11)

Fewest First Downs, Rushing, Game

- 0 at NYG (1/13/91)
- 3 at NO (1/10/21)
vs. PHI (1/6/19)
vs. IND (2/4/07)
- 4 at SF (1/7/95)
at DAL (12/26/77)

Most First Downs, Rushing, Both Teams, Game

- 20 (8 and 12) vs. SEA (1/14/07)
- 18 (12 and 6) vs. DAL (12/29/91)
(9 and 9) at SF (1/6/85)
- 17 Last: (4 and 13) at SF (1/7/95)

Fewest First Downs, Rushing, Both Teams, Game

- 5 (2 and 3) vs. PHI (1/6/19)
- 8 (5 and 3) at MIN (1/1/95)
- 9 (8 and 1) vs. PHI (12/31/88)

FIRST DOWNS BY PASSING

Most First Downs, Passing, Game

- 17 vs. PHI (1/6/19)
- 14 vs. DAL (12/29/91)
- 13 at SF (1/7/95)

Fewest First Downs, Passing, Game

- 2 vs. PHI (1/19/02)
- 3 at SF (1/6/85)
- 5 vs. WAS (1/3/87)

Most First Downs, Passing, Both Teams, Game

- 38 (21 and 17) vs. PHI (1/6/19)
- 29 (11 and 18) at MIN (1/1/95)
- 27 (6 and 21) vs. PHI (12/31/88)

Fewest First Downs, Passing, Both Teams, Game

- 11 (8 and 3) vs. LA Rams (1/12/86)
- 13 (5 and 8) vs. WAS (1/3/87)
- 15 Last: (2 and 13) vs. PHI (1/19/02)

FIRST DOWNS BY PENALTY

Most First Downs, Penalty, Game

- 6 vs. CAR (1/15/06)
- 3 vs. SEA (1/14/07)
at SF (1/7/95)

Most First Downs, Penalty, Both Teams, Game

- 7 (6 and 1) vs. CAR (1/15/06)
- 6 (3 and 3) at SF (1/7/95)
- 5 (0 and 5) at NO (1/10/21)

NET YARDS GAINED

Most Net Yards Gained, Game

- 437 vs. SEA (1/16/11)
- 408 vs. NE (1/26/86)
- 372 vs. DAL (12/29/91)

Fewest Net Yards Gained, Game

- 184 vs. PHI (1/19/02)

186 at SF (1/6/85)

220 vs. WAS (1/3/87)

Most Net Yards Gained, Both Teams, Game

- 771 (341 and 430) vs. PHI (12/31/88)
- 716 (282 and 434) vs. CAR (1/15/06)
- 715 (340 and 375) vs. NO (1/21/07)

Fewest Net Yards Gained, Both Teams, Game

- 362 (232 and 130) vs. LA Rams (1/12/86)
- 520 (184 and 336) vs. PHI (1/19/02)
(232 and 288) at NYG (1/13/91)
- 522 (220 and 302) vs. WAS (1/3/87)

OFFENSIVE PLAYS

Most Offensive Plays, Game

- 82 vs. DAL (12/29/91)
- 77 vs. SEA (1/16/11)
- 76 vs. NE (1/26/86)

Fewest Offensive Plays, Game

- 47 vs. PHI (1/19/02)
- 48 at NO (1/10/21)
vs. IND (2/4/07)
- 52 at NYG (1/13/91)

Most Offensive Plays, Both Teams, Game

- 142 (75 and 67) vs. SEA (1/14/07)
- 137 (77 and 60) vs. SEA (1/16/11)
- 136 (72 and 64) vs. NO (1/21/07)
(54 and 82) at MIN (1/1/95)

Fewest Offensive Plays, Both Teams, Game

- 119 (55 and 64) at DAL (12/26/77)
- 120 (47 and 73) vs. PHI (1/19/02)
(52 and 68) at NYG (1/13/91)
- 121 (61 and 60) vs. LA Rams (1/12/86)
(66 and 55) vs. NYG (1/5/86)

YARDS PER PLAY

Highest Yards Per Play Average, Game

- 5.98 (341 yds, 57 plays) vs. PHI (12/31/88)
- 5.70 (308 yds, 54 plays) at MIN (1/1/95)
- 5.67 (437 yds, 77 plays) vs. SEA (1/16/11)

Lowest Yards Per Play Average, Game

- 2.95 (186 yds, 63 plays) at SF (1/6/85)
- 3.58 (247 yds, 69 plays) at SF (1/7/95)
- 3.80 (232 yds, 61 plays) vs. LA Rams (1/12/86)

Highest Yards Per Play Average, Both Teams, Game

- 5.84 (771 yds, 132 plays) vs. PHI (12/31/88)
- 5.38 (695 yds, 129 plays) vs. IND (2/4/07)
- 5.36 (713 yds, 133 plays) vs. SEA (1/16/11)

Lowest Yards Per Play Average, Both Teams, Game

- 2.99 (362 yds, 121 plays) vs. LA Rams (1/12/86)
- 4.05 (522 yds, 129 plays) vs. WAS (1/3/87)
- 4.08 (531 yds, 130 plays) vs. NE (1/26/86)

RUSHING

RUSHING ATTEMPTS

Most Rushing Attempts, Game

- 49 vs. NE (1/26/86)
- 46 vs. NO (1/21/07)
- 45 vs. SEA (1/16/11)

Fewest Rushing Attempts, Game

Team Postseason Records inclusive of Super Bowl Era only

- 16 at NYG (1/13/91)
- 18 vs. PHI (1/6/19)
- at SF (1/7/95)

Most Rushing Attempts, Both Teams, Game

- 75 (27 and 48) at DAL (12/26/77)
- 66 (29 and 37) at PHI (12/23/79)
- 65 (34 and 31) vs. SEA (1/14/07)

Fewest Rushing Attempts, Both Teams, Game

- 41 (23 and 18) vs. PHI (1/6/19)
- 49 (30 and 19) at MIN (1/1/95)
- (33 and 16) vs. PHI (12/31/88)
- 54 (23 and 31) vs. PHI (1/19/02)

RUSHING YARDS GAINED

Most Rushing Yards Gained, Game

- 196 vs. NO (1/21/07)
- 189 vs. NO (1/6/91)
- 176 vs. SEA (1/16/11)

Fewest Rushing Yards Gained, Game

- 27 at NYG (1/13/91)
- 39 at SF (1/7/95)
- 48 at NO (1/10/21)

Most Rushing Yards Gained, Both Teams, Game

- 314 (81 and 233) at DAL (12/26/77)
- 308 (149 and 159) at SF (1/6/85)
- 302 (111 and 191) vs. IND (2/4/07)

Fewest Rushing Yards Gained, Both Teams, Game

- 107 (42 and 65) vs. PHI (1/6/19)
- 143 (94 and 49) at MIN (1/1/95)
- 171 (48 and 123) at NO (1/10/21)

YARDS PER CARRY

Highest Yards Per Carry Average, Game

- 5.84 (111 yds, 19 carries) vs. IND (2/4/07)
- 4.97 (164 yds, 33 carries) vs. PHI (12/31/88)
- 4.83 (111 yds, 23 carries) vs. PHI (1/19/02)

Lowest Yards Per Carry Average, Game

- 1.69 (27 yds, 16 carries) at NYG (1/13/91)
- 2.17 (39 yds, 18 carries) at SF (1/7/95)
- 2.5 (48 yards, 19 carries) at NO (1/10/21)

Highest Yards Per Carry Average, Both Teams, Game

- 5.05 (308 yds, 61 carries) at SF (1/6/85)
- 4.95 (302 yds, 61 carries) vs. IND (2/4/07)
- 4.41 (216 yds, 49 carries) vs. PHI (12/31/88)

Lowest Yards, Per Carry Average, Both Teams

- 2.60 (107 yds, 41 carries) vs. PHI (1/6/19)
- 2.90 (174 yds, 60 carries) vs. NE (1/26/86)
- 2.92 (143 yds, 49 carries) at MIN (1/1/95)

RUSHING TOUCHDOWNS

Most Rushing Touchdowns, Game

- 4 vs. NE (1/26/86)
- 3 vs. SEA (1/16/11)
- vs. NO (1/21/07)
- 2 Last: vs. SEA (1/14/07)

Fewest Rushing Touchdowns, Game

- 0 13 times; Last: at NO (1/10/21)

Most Rushing Touchdowns, Both Teams, Game

- 6 (1 and 5) at SF (1/7/95)
- 4 (2 and 2) vs. SEA (1/14/07)
- (4 and 0) vs. NE (1/26/86)
- 3 Last: (1 and 2) vs. GB (1/23/11)

Fewest Rushing Touchdowns, Both Teams, Game

- 0 vs. PHI (1/6/19)
- vs. NO (1/6/91)
- vs. NYG (1/5/86)
- 1 8 times; Last: at NO (1/10/21)

PASSING

ATTEMPTS

Most Passing Attempts, Game

- 47 at SF (1/7/95)
- 45 vs. DAL (12/29/91)
- vs. SF (1/8/89)
- 43 vs. PHI (1/6/19)

Fewest Passing Attempts, Game

- 17 at WAS (12/30/84)
- 21 vs. NYG (1/5/86)
- 22 Last: vs. PHI (1/19/02)

Most Passing Attempts, Both Teams, Game

- 84 (23 and 61) at MIN (1/1/95)
- 83 (40 and 43) vs. PHI (1/6/19)
- 78 (23 and 55) vs. PHI (12/31/88)

Fewest Passing Attempts, Both Teams, Game

- 39 (25 and 14) at DAL (12/26/77)
- 53 (36 and 17) at NYG (1/13/91)
- (30 and 23) at PHI (12/23/79)
- 56 (25 and 31) vs. LA Rams (1/12/86)
- (21 and 35) vs. NYG (1/5/86)

COMPLETIONS

Most Completions, Game

- 29 at SF (1/7/95)
- 26 vs. PHI (1/6/19)
- 23 vs. DAL (12/29/91)

Fewest Completions, Game

- 10 at WAS (12/30/84)
- 11 Last: vs. NO (1/21/07)

Most Completions, Both Teams, Game

- 51 (25 and 26) vs. PHI (1/6/19)
- 48 (15 and 33) at MIN (1/1/95)
- 47 (29 and 18) at SF (1/7/95)

Fewest Completions, Both Teams, Game

- 23 (15 and 8) vs. NO (1/6/91)
- 25 (11 and 14) vs. NYG (1/5/86)
- (13 and 12) at PHI (12/23/79)
- 26 (11 and 15) vs. WAS (1/3/87)
- (16 and 10) vs. LA Rams (1/12/86)

Highest Completion Percentage, Game

- 71.4% (20-28) vs. IND (2/4/07)
- 65.2% (15-23) at MIN (1/1/95)
- 64.0% (16-25) vs. LA Rams (1/12/86)

Lowest Completion Percentage, Game

Team Postseason Records inclusive of Super Bowl Era only

35.5% (11-31) vs. WAS (1/3/87)
 41.5% (17-41) vs. CAR (1/15/06)
 42.3% (11-26) vs. NO (1/21/07)

Highest Completion Percentage, Both Teams, Game

68.8% (45-66) vs. IND (2/4/07)
 64.4% (47-73) at SF (1/7/95)
 61.4% (51-83) vs. PHI (1/6/19)

Lowest Completion Percentage, Both Teams, Game

40.0% (24-60) vs. NO (1/6/91)
 41.3% (26-63) vs. WAS (1/3/87)
 44.6% (25-56) vs. NYG (1/5/86)

NET PASSING YARDS GAINED

Most Net Passing Yards, Game

291 vs. PHI (1/6/19)
 261 vs. SEA (1/16/11)
 251 vs. SEA (1/14/07)

Fewest Net Passing Yards, Game

37 at SF (1/6/85)
 73 vs. PHI (1/19/02)
 127 vs. WAS (1/3/87)

Most Net Passing Yards, Both Teams, Game

555 (177 and 378) vs. PHI (12/31/88)
 554 (214 and 340) at MIN (1/1/95)
 549 (258 and 291) vs. PHI (1/6/19)

Fewest Net Passing Yards, Both Teams, Game

185 (141 and 44) vs. LA Rams (1/12/86)
 265 (37 and 228) at SF (1/6/85)
 275 (143 and 132) at DAL (12/26/77)

SACKS

Fewest Times Sacked, Game

0 Last: vs. NO (1/21/07)
 1 Last: at NO (1/10/21)

Most Times Sacked, Game

9 at SF (1/6/85)
 5 vs. WAS (1/10/88)
 at WAS (12/30/84)
 4 at SF (1/7/95)

Fewest Times Sacked, Both Teams, Game

2 (1 and 1) at NO (1/10/21)
 (0 and 2) vs. SF (1/8/89)
 3 Last: (2 and 1) vs. PHI (1/6/19)

Most Times Sacked, Both Teams, Game

12 (5 and 7) at WAS (12/30/84)
 (9 and 3) at SF (1/6/85)
 10 (3 and 7) vs. NE (1/26/86)

GROSS YARDS GAINED

Most Gross Passing Yards, Game

303 vs. PHI (1/6/19)
 282 vs. SEA (1/14/07)
 274 vs. SEA (1/16/11)

Fewest Gross Passing Yards, Game

87 at SF (1/6/85)
 89 vs. PHI (1/19/02)
 134 vs. WAS (1/3/87)

Most Gross Passing Yards, Both Teams, Game

Team Postseason Records inclusive of Super Bowl Era only

592 (185 and 407) vs. PHI (12/31/88)

572 (221 and 351) at MIN (1/1/95)

569 (266 and 303) vs. PHI (1/6/19)

Fewest Gross Passing Yards, Both Teams, Game

230 (164 and 66) vs. LA Rams (1/12/86)
 311 (177 and 134) at DAL (12/26/77)
 317 (205 and 112) at NYG (1/13/91)

TOUCHDOWNS

Most Passing Touchdowns, Game

3 at WAS (12/30/84)
 2 3 times; Last: vs. SEA (1/16/11)
 1 11 times; Last: vs. IND (2/4/07)

Fewest Passing Touchdowns, Game

0 6 times; Last: vs. vs. PHI (1/19/02)

Most Passing Touchdowns, Both Teams, Game

5 (2 and 3) vs. SEA (1/16/11)
 4 (1 and 3) vs. CAR (1/15/06)
 (2 and 2) at MIN (1/1/95)
 3 6 times; Last: (2 and 1) vs. PHI (1/6/19)

Fewest Passing Touchdowns, Both Teams, Game

1 6 times; Last: (1 and 0) vs. GB (1/23/11)

INTERCEPTIONS

Fewest Interceptions Thrown, Game

0 Last: at NO (1/10/21)

Most Interceptions Thrown, Game

4 at DAL (12/26/77)
 3 vs. GB (1/23/11)
 vs. PHI (1/19/02)
 vs. PHI (12/31/88)
 vs. WAS (1/10/88)

2 Last: vs. IND (2/4/07)

Fewest Interceptions Thrown, Both Teams, Game

0 at NO (1/10/21)
 1 Four times; Last: (0 and 1) vs. NO (1/21/07)

Most Interceptions Thrown, Both Teams, Game

6 (3 and 3) vs. PHI (12/31/88)
 5 (3 and 2) vs. GB (1/23/11)
 (4 and 1) at DAL (12/26/77)
 4 (3 and 1) vs. PHI (1/19/02)
 (3 and 1) vs. WAS (1/10/88)

PUNTING

PUNTS

Most Punts, Game

10 vs. LA Rams (1/12/86)
 9 vs. GB (1/23/11)
 7 Last: at NO (1/10/21)

Fewest Punts, Game

1 vs. DAL (12/29/91)
 2 at NYG (1/13/91)
 vs. NO (1/6/91)
 vs. PHI (12/31/88)
 3 at MIN (1/1/95)

Most Punts, Both Teams, Game

21 (10 and 11) vs. LA Rams (1/12/86)
 17 (9 and 8) vs. GB (1/23/11)
 15 (6 and 9) vs. NYG (1/5/86)

Fewest Punts, Both Teams, Game

- 4 (1 and 3) vs. DAL (12/29/91)
- 5 (2 and 3) at NYG (1/13/91)
(2 and 3) vs. NO (1/6/91)
- 6 (4 and 2) at SF (1/7/95)
(2 and 4) vs. PHI (12/31/88)

GROSS PUNT AVERAGE

Highest Gross Punt Average (MIN. 3 punts), Game

- 47.43 (7 punts, 332 yds) vs. NO (1/21/07)
- 45.20 (5 punts, 226 yds) vs. IND (2/4/07)
- 43.25 (4 punts, 173 yds) vs. NE (1/26/86)

Lowest Gross Punt Average (MIN. 3 punts), Game

- 31.43 (7 punts, 220 yds) vs. SF (1/8/89)
- 35.14 (7 punts, 246 yds) vs. CAR (1/15/06)
- 36.30 (10 punts, 363 yds) vs. LA Rams (1/12/86)

PUNT RETURNS

RETURNS

Most Punt Returns, Game

- 6 vs. NYG (1/5/86)
- 5 vs. WAS (1/3/87)
vs. LA Rams (1/12/86)
- 4 vs. GB (1/23/11)

Fewest Punt Returns, Game

- 0 vs. PHI (1/6/19)
at SF (1/7/95)
at PHI (12/23/79)
- 1 Five times: Last: vs. IND (2/4/07)

Most Punt Returns, Both Teams, Game

- 9 (5 and 4) vs. LA Rams (1/12/86)
- 8 (5 and 3) vs. WAS (1/3/87)
(6 and 2) vs. NYG (1/5/86)
- 7 (4 and 3) vs. GB (1/23/11)

Fewest Punt Returns, Both Teams, Game

- 1 (1 and 0) at MIN (1/1/95)
- 2 (0 and 2) at SF (1/7/95)
(2 and 0) vs. DAL (12/29/91)
(1 and 1) vs. PHI (12/31/88)
- 3 (2 and 1) at NYG (1/13/91)
(2 and 1) vs. NO (1/6/91)

PUNT RETURN YARDS GAINED

Most Punt Return Yards, Game

- 38 vs. GB (1/23/11)
- 30 vs. SEA (1/16/11)
- 27 vs. WAS (1/3/87)
vs. NYG (1/5/86)

Fewest Punt Return Yards, Game

- 0 at NO (1/10/21)
vs. PHI (12/31/88)
at PHI (12/23/79)
- 1 Last: vs. PHI (1/6/19)

Most Punt Return Yards, Both Teams, Game

- 81 (12 and 69) at SF (1/6/85)
- 77 (12 and 65) vs. WAS (1/10/88)

- 51 (38 and 13) vs. GB (1/23/11)
(0 and 51) at PHI (12/23/79)

Fewest Punt Return Yards, Both Teams, Game

- 0 (1 and -1) vs. CAR (1/15/06)
- 1 (1 and 0) vs. PHI (1/6/19)
(1 and 0) at MIN (1/1/95)
- 3 (0 and 3) vs. PHI (12/31/88)

PUNT RETURN AVERAGE

Highest Punt Return Average (MIN. 2 returns), Game

- 15.0 (2 returns, 30 yds) vs. SEA (1/16/11)
- 12.0 (2 returns, 24 yds) vs. NO (1/21/07)
- 10.0 (2 returns, 20 yds) vs. NE (1/26/86)

Lowest Punt Return Average (MIN. 2 returns), Game

- 0.5 (2 returns, 1 yd) vs. CAR (1/15/06)
- 1.5 (2 returns, 3 yds) at NYG (1/13/91)
- 1.7 (3 returns, 5 yds) vs. SEA (1/14/07)

PUNT RETURN TOUCHDOWNS

Most Punt Return Touchdowns, Game

- 1 vs. NYG (1/5/86)

Most Punt Return Touchdowns, Both Teams, Game

- 1 (0 and 1) vs. WAS (1/10/88)
(1 and 0) vs. NYG (1/5/86)

KICKOFF RETURNS

RETURNS

Most Kickoff Returns, Game

- 8 vs. PHI (1/19/02)
at DAL (12/26/77)
- 6 Last: vs. IND (2/4/07)

Fewest Kickoff Returns, Game

- 1 Last: vs. NO (1/6/91)
- 2 at NO (1/10/21)
- 3 Last: vs. PHI (1/6/19)

Most Kickoff Returns, Both Teams, Game

- 12 (8 and 4) vs. PHI (1/19/02)
- 11 (4 and 7) vs. NE (1/26/86)
- 10 Last: (6 and 4) vs. IND (2/4/07)

Fewest Kickoff Returns, Both Teams, Game

- 5 Last: (2 and 3) vs. PHI (1/6/19)
- 6 Last: (4 and 2) vs. DAL (12/29/91)

KICKOFF RETURN YARDS

Most Kickoff Return Yards, Game

- 180 vs. PHI (1/19/02)
- 162 at DAL (12/26/77)
- 159 vs. WAS (1/3/87)

Fewest Kickoff Return Yards, Game

- 21 vs. NYG (1/5/86)
- 22 vs. LA Rams (1/12/86)
- 24 vs. SEA (1/16/11)

Most Kickoff Return Yards, Both Teams, Game

- 264 (180 and 84) vs. PHI (1/19/02)
- 239 (73 and 166) vs. SEA (1/14/07)
- 232 (132 and 100) vs. CAR (1/15/06)

Fewest Kickoff Return Yards, Both Teams, Game

Team Postseason Records inclusive of Super Bowl Era only

- 82 (67 and 15) at SF (1/6/85)
- 85 (29 and 56) vs. WAS (1/10/88)
- 93 (59 and 34) vs. DAL (12/29/91)

KICKOFF RETURN AVERAGE

Highest Kickoff Return Avg. (MIN. 2 returns), Game

- 26.5 (6 returns, 159 yds) vs. WAS (1/3/87)
- 24.7 (3 returns, 74 yds) at WAS (12/30/84)
- 23.0 (6 returns, 138 yds) vs. IND (2/4/07)

Lowest Kickoff Return Avg. (MIN. 2 returns), Game

- 8.0 (3 returns, 24 yds) vs. SEA (1/16/11)
- 12.3 (4 returns, 49 yds) vs. NE (1/26/86)
- 13.0 (3 returns, 39 yds) vs. NO (1/21/07)

PENALTIES

PENALTIES

Fewest Penalties, Game

- 1 vs. NO (1/21/07)
vs. PHI (1/19/02)
vs. PHI (12/31/88)
- 2 vs. NYG (1/5/86)
- 3 Last: vs. PHI (1/6/19)

Most Penalties, Game

- 9 at NO (1/10/21)
- 8 vs. SEA (1/16/11)
- 7 vs. NO (1/6/91)
vs. NE (1/26/86)
at SF (1/6/85)

Fewest Penalties, Both Teams, Game

- 3 (3 and 0) vs. SF (1/8/89)
- 6 Last: (3 and 3) vs. PHI (1/6/19)
- 7 Three times: Last: vs. PHI (1/19/02)

Most Penalties, Both Teams, Game

- 17 (6 and 11) at MIN (1/1/95)
- 15 (9 and 6) vs. GB (1/23/11)
- 13 (4 and 9) vs. CAR (1/15/06)
(6 and 7) at WAS (12/30/84)
(9 and 4) at NO (1/10/21)

PENALTY YARDS

Fewest Penalty Yards, Game

- 5 vs. NO (1/21/07)
vs. PHI (1/19/02)
vs. PHI (12/31/88)
- 16 vs. DAL (12/29/91)
- 19 vs. CAR (1/15/06)

Most Penalty Yards, Game

- 89 vs. GB (1/23/11)
- 71 vs. SEA (1/16/11)
- 57 vs. NO (1/6/91)

Fewest Penalty Yards, Both Teams, Game

- 32 (16 and 16) vs. DAL (12/29/91)
- 35 (35 and 0) vs. SF (1/8/89)
- 45 (30 and 15) at NYG (1/13/91)
(20 and 25) vs. NYG (1/5/86)

Most Penalty Yards, Both Teams, Game

- 129 (89 and 40) vs. GB (1/23/11)
- 115 (30 and 85) at MIN (1/1/95)
- 107 (42 and 65) vs. WAS (1/3/87)

FUMBLES

FUMBLES

Fewest Fumbles, Game

- 0 Last: at NO (1/10/21)
- 1 Eight times; Last: vs. GB (1/23/11)

Most Fumbles, Game

- 4 vs. IND (2/4/07)
vs. SEA (1/14/07)
- 3 Four times; Last: vs. WAS (1/3/87)

Fewest Fumbles, Both Teams, Game

- 0 (0 and 0) vs. PHI (1/6/19)
- 1 (1 and 0) vs. PHI (1/19/02)
(0 and 1) at NYG (1/13/91)
(0 and 1) at NO (1/10/21)
(1 and 0) vs. PHI (12/31/88)
- 2 (1 and 1) vs. WAS (1/10/88)
(1 and 1) at SF (1/6/85)

Most Fumbles, Both Teams, Game

- 7 (3 and 4) vs. NE (1/26/86)
(3 and 4) vs. LA Rams (1/12/86)
- 6 (4 and 2) vs. IND (2/4/07)
- 5 Five times; Last: at SF (1/7/95)

LOST FUMBLES

Fewest Lost Fumbles, Game

- 0 Nine times; Last: vs. GB (1/23/11)

Most Lost Fumbles, Game

- 3 vs. IND (2/4/07)
at DAL (12/26/77)
- 2 vs. WAS (1/3/87)
vs. NE (1/26/86)
- 1 Ten times; Last: vs. SEA (1/14/07)

Fewest Lost Fumbles, Both Teams, Game

- 0 Five times; Last: vs. GB (1/23/11)
- 1 Eight times; Last: vs. SEA (1/14/07)

Most Lost Fumbles, Both Teams, Game

- 6 (2 and 4) vs. NE (1/26/86)
- 5 (3 and 2) vs. IND (2/4/07)
(3 and 2) at DAL (12/26/77)
- 3 Four times; Last: vs. NO (1/21/07)

Team Postseason Records inclusive of Super Bowl Era only

SCORING

SCORING

Fewest Points Allowed, Game

- 0 (W) vs. LA Rams (1/12/86)
(W) vs. NYG (1/5/86)
- 6 (W) vs. NO (1/6/91)
- 10 (W) vs. NE (1/26/86)

Most Points Allowed, Game

- 44 (L) at SF (1/7/95)
- 37 (L) at DAL (12/26/77)
- 33 (L) vs. PHI (1/19/02)

Fewest Touchdowns Allowed, Game

- 0 vs. NO (1/6/91)
vs. PHI (12/31/88)
vs. LA Rams (1/12/86)
vs. NYG (1/5/86)
- 1 vs. NE (1/26/86)

Most Touchdowns Allowed, Game

- 6 at SF (1/7/95)
- 4 at NYG (1/13/91)
vs. SF (1/8/89)
at DAL (12/26/77)
- 3 Last: at NO (1/10/21)

TAKEAWAYS

TOTAL TAKEAWAYS

Most Takeaways, Game

- 6 vs. NE (1/26/86)
- 4 vs. NO (1/21/07)
at MIN (1/1/95)
- 3 Last: vs. IND (2/4/07)

Fewest Takeaways, Game

- 0 vs. SEA (1/16/11)
vs. DAL (12/29/91)
at NO (1/10/21)
- 1 Last: at NO (1/10/21)

INTERCEPTIONS

Most Passes Intercepted By, Game

- 3 vs. NO (1/6/91)
vs. PHI (12/31/88)
- 2 vs. GB (1/23/11)
at MIN (1/1/95)
vs. NE (1/26/86)
at SF (1/6/85)

Fewest Passes Intercepted By, Game

- 0 vs. SEA (1/16/11)
at SF (1/7/95)
vs. DAL (12/29/91)
at NYG (1/13/91)
vs. SF (1/8/89)
vs. NYG (1/5/86)

FUMBLE RECOVERIES

Most Opponent Fumbles Recovered, Game

- 4 vs. NE (1/26/86)
- 3 vs. NO (1/21/07)
- 2 Six times; Last: vs. IND (2/4/07)

FIRST DOWNS

TOTAL FIRST DOWNS

Fewest First Downs Allowed, Game

- 9 vs. LA Rams (1/12/86)
- 10 vs. NYG (1/5/86)
- 11 vs. NO (1/6/91)

Most First Downs Allowed, Game

- 27 at NO (1/10/21)
at SF (1/7/95)
- 25 at SF (1/6/85)
- 24 vs. IND (2/4/07)

RUSHING FIRST DOWNS

Fewest Rushing First Downs Allowed, Game

- 1 Four times; Last: vs. SEA (1/16/11)
- 2 vs. PHI (1/6/19)
vs. NO (1/6/91)
- 3 vs. NO (1/21/07)
at MIN (1/1/95)

Most Rushing First Downs Allowed, Game

- 16 at NYG (1/13/91)
- 13 at SF (1/7/95)
at DAL (12/26/77)
- 12 vs. IND (2/4/07)
vs. SEA (1/14/07)

PASSING FIRST DOWNS

Fewest Passing First Downs Allowed, Game

- 3 vs. LA Rams (1/12/86)
- 6 vs. SEA (1/14/07)
- 7 vs. DAL (12/29/91)

Most Passing First Downs Allowed, Game

- 21 vs. PHI (12/31/88)
- 18 at MIN (1/1/95)
- 17 vs. PHI (1/6/19)

FIRST DOWNS BY PENALTY

Fewest First Downs Allowed By Penalties, Game

- 0 Seven times; Last: vs. NO (1/21/07)

Most First Downs Allowed By Penalties, Game

- 5 at NO (1/10/21)
- 3 vs. GB (1/23/11)
vs. SEA (1/16/11)
at SF (1/7/95)
vs. WAS (1/3/87)

NET YARDS

NET YARDS ALLOWED

Fewest Net Yards Allowed, Game

- 123 vs. NE (1/26/86)
- 130 vs. LA Rams (1/12/86)
- 181 vs. NYG (1/5/86)

Most Net Yards Allowed, Game

- 434 vs. CAR (1/15/06)
- 430 vs. IND (2/4/07)
vs. PHI (12/31/88)
- 406 vs. SF (1/8/89)

Team Postseason Records inclusive of Super Bowl Era only

RUSHING

RUSHING YARDS

Fewest Rushing Yards Allowed, Game

- 7 vs. NE (1/26/86)
- 32 vs. NYG (1/5/86)
- 34 vs. SEA (1/16/11)

Most Rushing Yards Allowed, Game

- 233 at DAL (12/26/77)
- 194 at NYG (1/13/91)
- 191 vs. IND (2/4/07)

RUSHING TOUCHDOWNS

Fewest Rushing Touchdowns Allowed, Game

- 0 11 times; Last: vs. PHI (1/6/19)

Most Rushing Touchdowns Allowed, Game

- 5 at SF (1/7/95)
- 3 at DAL (12/26/77)
- 2 vs. GB (1/23/11)
- vs. SEA (1/14/07)
- at NYG (1/13/91)
- at WAS (12/30/84)

PASSING

PASSING ATTEMPTS

Fewest Passing Attempts Allowed, Game

- 14 at DAL (12/26/77)
- 17 at NYG (1/13/91)
- 18 vs. DAL (12/29/91)

Most Passing Attempts Allowed, Game

- 61 at MIN (1/1/95)
- 55 vs. PHI (12/31/88)
- 49 vs. NO (1/21/07)

COMPLETIONS

Fewest Completions Allowed, Game

- 8 at DAL (12/26/77)
- 9 vs. DAL (12/29/91)
- 10 at NYG (1/13/91)
- vs. LA Rams (1/12/86)

Most Completions Allowed, Game

- 33 at MIN (1/1/95)
- 28 at NO (1/10/21)
- 27 vs. NO (1/21/07)
- vs. PHI (12/31/88)
- 26 vs. SEA (1/16/11)
- vs. PHI (1/19/02)

GROSS PASSING YARDS

Fewest Gross Passing Yards Allowed, Game

- 66 vs. LA Rams (1/12/86)
- 112 at NYG (1/13/91)
- 134 at DAL (12/26/77)

Most Gross Passing Yards Allowed, Game

- 407 vs. PHI (12/31/88)
- 354 vs. NO (1/21/07)
- 351 at MIN (1/1/95)

NET PASSING YARDS

Fewest Net Passing Yards Allowed, Game

- 44 vs. LA Rams (1/12/86)
- 94 at NYG (1/13/91)
- 116 vs. NE (1/26/86)

Most Net Passing Yards Allowed, Game

- 378 vs. PHI (12/31/88)
- 340 at MIN (1/1/95)
- 319 vs. NO (1/21/07)

PASSING TOUCHDOWNS

Fewest Passing Touchdowns Allowed, Game

- 0 Six times; Last: vs. GB (1/23/11)

Most Passing Touchdowns Allowed, Game

- 3 vs. SEA (1/16/11)
- vs. CAR (1/15/06)
- vs. SF (1/8/89)
- at PHI (12/23/79)
- 2 Seven times; Last: at NO (1/10/21)

SACKS

SACKS OF OPPOSING QUARTERBACK

Most Sacks of Opposing QB, Game

- 7 vs. NE (1/26/86)
- at WAS (12/30/84)
- 6 vs. NYG (1/5/86)
- 4 vs. PHI (12/31/88)

Fewest Sacks of Opposing QB, Game

- 0 at NO (1/10/21)
- 1 Seven times; Last: at NO (1/10/21)
- 2 Seven times; Last: vs. PHI (1/19/02)

RECORDS

Team Postseason Records inclusive of Super Bowl Era only

CAREER COACHING RECORDS

	Years	Overall	Regular	Post-season
		W-L-T (Pct.)	W-L-T	W-L
1. George Halas	1920-29; 33-42; 46-55; 58-67	324-151-31 (.682)	318-148-31	6-3
2. Mike Ditka	1982-92	112-68-0 (.622)	106-62-0	6-6
3. Lovie Smith	2004-12	84-66-0 (.560)	81-63-0	3-3
4. Dave Wannstedt	1993-98	41-57-0 (.418)	40-56-0	1-1
5. Dick Jauron	1999-2003	35-46-0 (.432)	35-45-0	0-1
6. Matt Nagy	2018-21	34-33 (.523)	34-31	0-2
7. Neill Armstrong	1978-81	30-35-0 (.462)	30-34-0	0-1
8. Ralph Jones	1930-32	24-10-7 (.706)	24-10-7	None
9. Heartley "Hunk" Anderson/ Luke Johnsos (co-coaches)	1942-45	24-12-2 (.667)	23-11-2	1-1
10. Jack Pardee	1975-77	20-23-0 (.465)	20-22-0	0-1
11. Jim Dooley	1968-71	20-36-0 (.357)	20-36-0	None
12. John "Paddy" Driscoll	1956-57	14-10-1 (.583)	14-9-1	0-1
13. Marc Trestman	2013-14	13-19 (.406)	13-19-0	None
14. Abe Gibron	1972-74	11-30-1 (.274)	11-30-1	None
15. John Fox	2015-17	14-34-0 (.292)	14-34-0	None
16. Matt Eberflus	2022-Present	3-14-0 (.176)	3-14-0	None
TOTALS	1920-2022	803-644-42 (.553)	786-624-42	17-20

CAREER SCORING

	Years	Ru	Rec	Ret	PAT	FG	2-Pts	Pts
1. Robbie Gould (k)	2005-15	0	0	0	379/383	276/323	0	1,207
2. Kevin Butler (k)	1985-95	0	0	0	387/397	243/332	0	1,116
3. Walter Payton (hb)	1975-87	110	15	0	0	0	0	750
4. Bob Thomas (k)	1975-84	0	0	0	245/268	128/205	0	629
5. George Blanda (k-qb)	1949-58	5	0	0	247/250	88/201	0	541
6. Paul Edinger (k)	2000-04	0	0	0	133/133	110/146	0	463
7. Mac Percival (k)	1967-73	0	0	0	159/162	99/182	0	456
8. Neal Anderson (rb)	1986-93	51	20	0	0	0	0	426
9. Matt Forté (rb)	2008-15	45	19	0	0	0	6	396
10. Roger Leclerc (k)	1960-66	0	0	0	152/158	75/146	0	377
11. Jack Manders (fb-lb-hb-db-k)	1933-40	11	6	2	133/*	40/*	0	367
12. Rick Casares (fb)	1955-64	49	10	0	0	0	0	354
13. Gale Sayers (rb)	1965-71	39	9	8	0	0	0	336
14. Cairo Santos (k)	2017, 2020-22	0	0	0	92-99	78-87	0	326
15. Ken Kavanaugh (e)	1940-41; 45-50	0	50	2	1/1	0	0	313
16. Johnny Lujack (qb-k)	1948-51	21	0	0	130/136	4/9	0	268
17. Jeff Jaeger (k)	1996-99	0	0	0	77/78	63/83	0	266
18. Joey Sternaman (qb-k)	1922-25; 1927-30	21	4	0	56/*	13/*	0	251
19. Harlon Hill (e)	1954-61	0	40	0	0	0	0	240
20. George McAfee (hb-db)	1940-41; 45-50	22	11	6	0	0	0	234

* figures not available

CAREER INTERCEPTIONS

	Years	Int	Yards	Avg	TD
1. Gary Fencik (s)	1976-87	38	483	12.7	1
2. Richie Petitbon (s)	1959-68	37	643	17.4	3
3. Charles Tillman (cb)	2003-14	36	675	18.8	8
4. Donnell Woolford (cb)	1989-96	32	212	6.6	1
5. Bennie McRae (cb)	1962-70	27	485	18.0	4
6. Dave Whitsell (cb)	1961-66	26	397	15.3	2
7. George McAfee (db)	1940-41; 45-50	25	350	14.0	1
8. JC Caroline (db)	1956-65	24	405	16.9	2
Doug Buffone (lb)	1966-79	24	211	8.8	0
10. Roosevelt Taylor (s)	1961-69	23	414	18.0	3
11. Brian Urlacher (lb)	2000-12	22	324	14.7	2
Dick Butkus (lb)	1965-73	22	166	7.5	0

CAREER RUSHING

	Years	Att	Yards	Avg	TD
1. Walter Payton	1975-87	3,838	16,726	4.4	110
2. Matt Forté	2008-15	2,035	8,602	4.2	45
3. Neal Anderson	1986-93	1,515	6,166	4.1	51
4. Rick Casares (fb)	1955-64	1,386	5,657	4.1	49
5. Gale Sayers	1965-71	991	4,956	5.0	39
6. David Montgomery	2019-22	915	3,609	3.9	26
7. Thomas Jones	2004-06	850	3,493	4.1	22
8. Jordan Howard	2016-18	778	3,370	4.3	24
9. Anthony Thomas	2001-04	858	3,332	3.9	21
10. Roland Harper (fb)	1975-78; 80-82	757	3,044	4.0	15
11. Willie Galimore	1957-63	670	2,985	4.5	26
12. Matt Suhey (fb)	1980-89	829	2,946	3.6	20
13. Ronnie Bull (hb/fb)	1962-70	787	2,871	3.7	9
14. Bronko Nagurski (fb)	1930-37; 43	633	2,778	4.4	18
15. Bobby Douglass (qb)	1969-75	373	2,470	6.6	20
16. Ray Nolting	1936-43	508	2,285	4.5	16
17. Raymont Harris	1994-97	592	2,245	3.8	15
18. George Gulyanics	1947-52	609	2,081	4.1	19
19. Brad Muster (fb)	1988-92	455	2,014	4.4	20
20. James Allen	1998-2001	515	1,978	3.8	4
21. Gary Famiglietti	1938-45	505	1,927	3.8	20
22. Beattie Feathers	1934-37	320	1,846	5.8	14
23. Bill Osmanski (fb)	1939-43; 46-47	368	1,753	4.8	20
24. George McAfee	1940-41; 45-50	341	1,685	4.9	22
25. Rashaan Salaam	1995-97	470	1,682	3.6	13

1,000-YARD RUSHING SEASONS

The Bears have had 32 1,000-yard rushing seasons with Walter Payton accounting for 10 of those including the top eight single-season rushing totals in team history.

CHICAGO BEARS 1,000-YARD RUSHING SEASONS

Rk.	Player	Season	Yards	Rk.	Player	Season	Yards	Rk.	Player	Season	Yards
1.	Walter Payton	1977	1,852	12.	Jordan Howard	2016	1,313	23.	Neal Anderson	1988	1,106
2.	Walter Payton	1984	1,684	13.	Neal Anderson	1989	1,275	24.	Matt Forté	2012	1,094
3.	Walter Payton	1979	1,610	14.	Matt Forté	2008	1,238	25.	Neal Anderson	1990	1,078
4.	Walter Payton	1985	1,551	15.	Gale Sayers	1966	1,231	26.	Rashaan Salaam	1995	1,074
5.	Walter Payton	1980	1,460	16.	Walter Payton	1981	1,222	27.	David Montgomery	2020	1,070
6.	Walter Payton	1983	1,421	17.	Thomas Jones	2006	1,210	28.	Matt Forté	2010	1,069
7.	Walter Payton	1978	1,395	18.	Anthony Thomas	2001	1,183	29.	Matt Forté	2014	1,038
8.	Walter Payton	1976	1,390	19.	Justin Fields	2022	1,143	30.	Raymont Harris	1997	1,033
9.	Matt Forté	2013	1,339	20.	Rick Casares	1956	1,126	31.	Gale Sayers	1969	1,032
10.	Thomas Jones	2005	1,335	21.	Jordan Howard	2017	1,122	32.	Anthony Thomas	2003	1,024
11.	Walter Payton	1986	1,333	22.	James Allen	2000	1,120	33.	Beattie Feathers	1934	1,004

Number of 1,000-yard rushing seasons: Walter Payton-10, (1976-81, '83-86); Matt Forté-5, (2008, '10, '12-'14); Neal Anderson-3, (1988-90); Thomas Jones-2, (2005-06); Gale Sayers-2, (1966 & '69); Anthony Thomas-2, (2001 & '03); Jordan Howard-2, (2016-17); James Allen-1, (2000); Rick Casares-1, (1956); Beattie Feathers-1, (1934); Raymont Harris-1, (1997); Rashaan Salaam-1, (1995); David Montgomery-1 (2020); **Justin Fields-1 (2022).**

RECORDS

CAREER RECEIVING

— YARDS —

	Years	Yards	Receptions	Avg	TD
1. Johnny Morris (wr)	1958-67	5,059	356	14.2	31
2. Harlon Hill (wr)	1954-61	4,616	226	20.4	40
3. Alshon Jeffery (wr)	2012-16	4,549	304	15.0	26
4. Walter Payton (rb)	1975-87	4,538	492	9.2	15
5. Mike Ditka (te)	1961-66	4,503	316	14.3	34
6. Curtis Conway (wr)	1993-99	4,498	329	13.7	31
7. Matt Forté (rb)	2008-15	4,116	487	8.5	19
8. Marty Booker (wr)	1999-2003; 08	3,895	329	11.8	25
9. Willie Gault (wr)	1983-87	3,650	184	19.8	27
10. Ken Kavanaugh (e)	1940-41; 45-50	3,626	162	22.4	50
11. Allen Robinson II (wr)	2018-2021	3,561	293	12.2	18
12. Dick Gordon (wr)	1965-71	3,550	238	14.9	35
13. Brandon Marshall (wr)	2012-14	3,524	279	12.5	31
14. James Scott (wr)	1976-80; 82	3,202	177	18.1	20
15. Jim Dooley (wr)	1952-54; 56-57; 59-62	3,172	211	15.0	16
16. Jim Keane (e)	1946-51	3,031	206	14.7	23
17. Wendell Davis (wr)	1988-93	3,000	207	14.5	14
18. Dennis McKinnon (wr)	1983-85; 87-89	2,840	180	15.8	21
19. Bobby Engram (wr)	1996-2000	2,831	246	11.5	17
20. Bill McColl (e)	1952-59	2,815	201	14.0	25
21. Devin Hester (wr)	2006-13	2,807	217	12.9	14
22. Neal Anderson (rb)	1986-93	2,763	302	9.1	20
23. Emery Moorehead (te)	1981-88	2,730	200	13.7	14
24. Marcus Robinson (wr)	1998-2002	2,695	187	14.4	20
25. Desmond Clark (te)	2003-10	2,639	242	10.9	18

— RECEPTIONS —

	Years	Catches	Yards	Avg	TD
1. Walter Payton (rb)	1975-87	492	4,538	9.2	15
2. Matt Forté (rb)	2008-15	487	4,116	8.5	19
3. Johnny Morris (wr)	1958-67	356	5,059	14.2	31
4. Marty Booker (wr)	1999-2003; 08	329	3,895	11.8	25
5. Curtis Conway (wr)	1993-99	329	4,498	13.7	31
6. Mike Ditka (te)	1961-66	316	4,503	14.3	34
7. Alshon Jeffery (wr)	2012-16	304	4,549	15.0	26
8. Neal Anderson (rb)	1986-93	302	2,763	9.1	20
9. Allen Robinson II (wr)	2018-2021	293	3,561	12.2	18
10. Brandon Marshall (wr)	2012-14	279	3,524	12.5	31
11. Matt Suhey (fb)	1980-89	259	2,109	8.1	5
12. Bobby Engram (wr)	1996-2000	246	2,831	11.5	17
13. Desmond Clark (te)	2003-10	242	2,639	10.9	18
14. Dick Gordon (wr)	1965-71	238	3,550	14.9	35
15. Harlon Hill (wr)	1954-61	226	4,616	20.4	40
16. Devin Hester (wr)	2006-13	217	2,807	12.9	14
17. Jim Dooley (wr)	1952-54; 56-57; 59-62	211	3,172	15.0	16
18. Martellus Bennett (te)	2013-15	208	2,114	10.2	14
19. Wendell Davis (wr)	1988-93	207	3,000	14.5	14
20. Jim Keane (e)	1946-51	206	3,031	14.7	23
21. Bill McColl (e)	1952-59	201	2,815	14.0	25
22. Emery Moorehead (te)	1981-88	200	2,730	13.7	14
23. Greg Olsen (te)	2007-10	194	1,981	10.2	20
24. Marcus Robinson (wr)	1998-2002	187	2,695	14.4	20
25. Earl Bennett (wr)	2008-13	185	2,277	12.3	11

RECORDS

CAREER PASSING

By Yards (Min. 400+ Att.)	Years	Att	Cmp	Cmp%	Yards	V/Att	TD	TD%	Int	Int%	Rating
1. Jay Cutler	2009-16	3,271	2,020	61.8	23,443	7.2	154	4.7	109	3.3	85.2
2. Sid Luckman	1939-50	1,744	904	51.8	14,686	8.4	137	7.9	132	7.6	75.0
3. Jim Harbaugh	1987-93	1,759	1,023	58.1	11,567	6.5	50	2.8	56	3.2	74.2
4. Jim McMahon	1982-88	1,513	874	57.8	11,203	7.3	67	4.4	56	3.7	80.4
5. Mitchell Trubisky	2017-2020	1,577	1010	64.0	10,609	6.7	64	4.1	37	2.3	87.2
6. Erik Kramer	1994-98	1,557	913	58.6	10,582	6.8	63	4.0	45	2.9	80.7
7. Bill Wade	1961-66	1,407	767	54.5	9,958	7.0	68	4.8	66	4.7	73.4
8. Ed Brown	1954-61	1,246	607	48.7	9,698	7.7	63	5.1	88	7.1	62.5
9. Johnny Lujack	1948-51	808	404	50.0	6,295	7.7	41	5.1	54	6.7	65.3
10. Rudy Bukich	1958-59; 62-68	878	474	54.0	6,254	7.1	46	5.2	45	5.1	72.8
11. Mike Tomczak	1985-90	915	454	49.6	6,247	6.8	33	3.6	47	5.1	62.5
12. Rex Grossman	2003-08	962	521	54.2	6,164	6.4	33	3.4	35	3.6	70.1
13. Jim Miller	1999-2002	965	565	58.5	5,867	6.0	34	3.5	26	2.7	76.7
14. Kyle Orton	2005-08	913	505	55.3	5,319	5.8	30	3.3	27	3.1	71.1
15. Justin Fields	2021-22	588	351	59.7	4,112	7.0	24	4.1	21	3.6	79.7

CAREER SACKS (since 1982)

	Years	Sacks
1. Richard Dent	1983-93; 95	124.5
2. Steve McMichael	1982-93	92.5
3. Dan Hampton	1982-90	57.0
4. Alex Brown	2002-09	43.5
5. Trace Armstrong	1989-94	42.0
Adewale Ogunleye	2004-09	42.0

CAREER FIELD GOALS

	Years	FG	FGA	Pct.
1. Robbie Gould	2005-15	276	323	85.4
2. Kevin Butler	1985-95	243	332	72.9
3. Bob Thomas	1975-84	128	205	62.4
4. Paul Edinger	2000-04	110	146	75.3
5. Mac Percival	1967-73	99	182	54.4

1,000-YARD RECEIVERS

WR DARNELL MOONEY led the team with 81 catches for 1,055 yards and two touchdowns in 2021. He had 142 catches for 1,686 yards and eight touchdowns in his first two NFL seasons.

CHICAGO BEARS 1,000-YARD RECEIVING SEASONS

Rk.	Player	Season	Yards	Rk.	Player	Season	Yards	Rk.	Player	Season	Yards
1.	Brandon Marshall	2012	1,508	6.	Allen Robinson II	2020	1,250	11.	Harlon Hill	1956	1,128
2.	Alshon Jeffery	2013	1,421	7.	Johnny Morris	1964	1,200	12.	Harlon Hill	1954	1,124
3.	Marcus Robinson	1999	1,400	8.	Marty Booker	2002	1,189	13.	Mike Ditka	1961	1,076
4.	Jeff Graham	1995	1,301	9.	Allen Robinson II	2019	1,147	14.	Marty Booker	2001	1,071
5.	Brandon Marshall	2013	1,295	10.	Alshon Jeffery	2014	1,133	15.	Darnell Mooney	2021	1,055

Number of 1,000-yard receiving seasons: Marty Booker-2, (2001 & '02); Curtis Conway-2, (1995 & '96); Harlon Hill-2, (1954 & '56); Brandon Marshall-2, (2012 & '13); Mike Ditka-1, (1961); Dick Gordon-1, (1970); Jeff Graham-1, (1995); Alshon Jeffery-1, (2013); Johnny Morris-1, (1964); Marcus Robinson-1, (1999); Allen Robinson II-2, (2019 & '20); Darnell Mooney-1, (2021).

CAREER KICKOFF RETURNS

(25+ Returns)	Years	Returns	Yards	Avg	TD
1. Devin Hester	2006-13	222	5,504	24.8	5
2. Glyn Milburn	1998-2001	192	4,596	23.9	2
3. Dennis Gentry	1982-92	192	4,353	22.7	3
4. Jerry Azumah	1999-2005	119	2,885	24.2	2
5. Gale Sayers	1965-71	91	2,781	30.6	6
6. Danieal Manning	2006-10	101	2,711	26.8	1
7. Cecil Turner	1968-73	108	2,616	24.2	4
8. Ron Smith	1965; 70-72	85	2,263	26.6	1
9. Brian Baschnagel	1976-84	89	2,104	23.6	0
10. Cordarrelle Patterson	2019-20	63	1,852	29.3	2
11. Nate Lewis	1994-95	77	1,778	23.1	0
12. Charlie Bivins	1960-66	62	1,531	24.7	0
13. Johnny Knox	2009-12	55	1,506	27.4	1
14. Thomas Sanders	1985-89	79	1,497	18.9	1
15. Ahmad Merritt	2001-03	65	1,434	22.1	0

CAREER PUNT RETURNS

(25+ Returns)	Years	Returns	Yards	Avg	TD
1. Devin Hester	2006-13	264	3,241	12.3	*13
2. George McAfee	1940-41; 45-50	112	1,431	12.8	2
3. Dennis McKinnon	1983-85; 87-89	127	1,171	9.2	3
4. Jeff Fisher	1981-84	120	1,125	9.4	1
5. Tarik Cohen	2017-21	96	985	10.3	1
6. R.W. McQuarters	2000-04	93	983	10.6	2
7. Glyn Milburn	1998-2001	94	970	10.3	1
8. Johnny Morris	1958-67	104	893	8.6	1
9. Steve Schubert	1975-79	103	866	8.4	3
10. Virgil Livers	1975-79	86	738	8.6	0
11. Johnny Bailey	1990-91	72	680	9.4	1
12. J.R. Boone	1948-51	56	635	11.3	0
13. Ray "Scooter" McLean	1940-47	42	622	14.8	3
14. Leon Johnson	2001-02	56	543	9.7	0
15. Ron Smith	1965; 1970-72	86	485	5.6	0

*NFL Record

CAREER PUNTING

(75+ Punts)	Years	Punts	Yards	Gross Avg
1. Pat O'Donnell	2014-21	564	25,451	45.1
2. George Gulyanics	1947-52	113	5,032	44.5
3. Adam Podlesh	2011-13	238	10,065	42.3
4. Todd Sauerbrun	1995-99	328	13,849	42.2
5. Bobby Joe Green	1962-73	833	35,057	42.1
6. Brad Maynard	2001-10	878	36,781	41.9
7. Fred "Curley" Morrison	1950-53	243	10,170	41.9
8. Bryan Wagner	1987-88	115	4,743	41.2
9. Maury Buford	1985-86; 89-91	354	14,491	40.9
10. Ed Brown	1954-61	343	13,912	40.6

COME-FROM-BEHIND WINS

(Regular season only)

	Never		Largest Deficit				
	Wins trailed		1-3	4-7	8-10	11+	
1980	7	5			1	14 pts. at DET	
1981	6	3	1	2			
1982	3	2				11 pts. vs. DET	
1983	8	4	1	3			
1984	10	4	4	2			
1985	15	9	1	1	2	12 pts. vs. TB; 14 pts. at TB	
1986	14	7	3	2	2		
1987	11	5	1	3		14 pts. vs. KC; 20 pts. at TB	
1988	12	7	3	2			
1989	6	4	1	1			
1990	11	5	3	3			
1991	11	2	3	5	1		
1992	5	4	1				
1993	7	5		1		11 pts. at KC	
1994	9	4	2	3			
1995	9	5	1	3			
1996	7	2	2	2		14 pts. vs. OAK	
1997	4	2		1		15 pts. at MIA	
1998	4	2		1		17 pts. vs. DET	
1999	6		4	1	1		
2000	5	3		1	1		
2001	13	7		3	1	19 pts. vs. SF; 14 pts. vs. CLE	

	Never						
	Wins Trailed		1-3	4-7	8-10	11+	
2002	4	1			1	2	
2003	7	4		2			15 pts. vs. OAK
2004	5		2	2			14 pts. at NYG
2005	11	5	5	1			
2006	13	7	1	3	1		20 pts. at ARZ
2007	7	2	2	1	1		14 pts. vs. DEN
2008	9	4	2	1	1		11 pts. vs. GB
2009	7	3		3			13 pts. at SEA
2010	11	2	2	4			11 pts. vs. DET; 10 pts. vs. GB; 11 pts. vs. NYJ
2011	8	4	2	1	1		
2012	10	6	2	1			12 pts. vs. CAR
2013	8	2	1	4	1		
2014	5	1	1		2		17 pts. at SF
2015	6			3	1		14 pts. at KC 13 pts. at SD
2016	3	2		1			
2017	5	4	1				
2018	12	8	1	2			14 pts. at ARZ
2019	8	3	1	3	1		
2020	8	5					17 pts. at DET 16 pts. at ATL 13 pts. vs. TB
2021	6	3	1	1	1		
2022	3			2	1		

RECORDS



On Oct. 16, 2006 the Bears tied for the largest comeback in franchise history after trailing by 20 points and winning 24-23 at the Arizona Cardinals on Monday Night Football in Glendale, Ariz. It was the first win in Bears history in which they trailed by at least 20 points in the second half. The Bears also set an NFL record for the largest comeback without scoring an offensive touchdown. Pictured above are Bears linebackers Hunter Hillenmeyer (92) and Brian Urlacher (54), who forced the fumble on running back Edgerrin James. The fumble was recovered by defensive back Charles Tillman (33) and returned 40 yards for a touchdown to bring Chicago to within 23-17 late in the fourth quarter. Devin Hester later returned a punt 83 yards for a touchdown with 3:17 remaining to seal the historic victory. The win moved the Bears to 6-0 on the season en route to an NFC championship.

INDIVIDUAL

CAREER COACHING RECORDS

Years	Overall	W-LT (Pct)	W-LT	W-LT
		W-LT (Pct)	W-LT	W-LT
1. George Halas	1920-29; 32-42:46:55; 58-67	234-191-31 (62)	213-140-21	6-3
2. Mike Ditka	1982-92	112-68-0 (62)	106-62-0	6-6
3. Lovie Smith	2004-12	84-66-0 (56)	81-63-0	3-3
4. Dave Wannstedt	1993-98	41-57-0 (41)	40-56-0	1-1
5. Dick Lusk	1999-2003	25-46-0 (33)	25-45-0	0-1
6. Matt Nagy	2018-2021	34-33-0 (50)	34-31-0	0-2
7. Neil Armstrong	1978-81	30-35-0 (46)	30-34-0	0-1
8. Ralph Jones	1930-32	24-10-7 (60)	24-10-7	N/A
9. "Bentley" Hank Anderson/ Luke Johnson (co-coaches)	1942-45	24-12-2 (67)	23-12-2	1-1
10. Jack Pardee	1975-77	20-23-0 (46)	20-22-0	0-1
11. Jim Dooley	1968-71	20-36-0 (35)	20-36-0	None
12. John "Patsy" Driscoll	1955-57	14-19-1 (53)	14-9-1	0-1
13. John Fox	2015-17	14-34-0 (29)	14-34-0	None
14. Marc Treisman	2014-14	13-19-0 (40)	13-19-0	None
15. Abe Gronin	1972-74	11-30-1 (27)	11-30-1	None
16. Matt Deshaies	2022-Pres	3-41 (57)	3-41 (57)	None
TOTALS	1920-Pres	803-644-42 (53)	768-624-42	17-20

CAREER SCORING

Years	Ru	Rc	Ret	PAT	FG	2-Pts	Pts
1. Robbie Gould (k)	2005-15	0	0	379/383	276/323	0	1,207
2. Kevin Butler (r)	1988-95	0	0	387/397	243/332	0	1,116
3. Walter Payton (hb)	1975-87	110	15	0	0	0	750
4. Rick Casares (fb)	1975-84	0	0	242/268	128/205	0	541
5. George Blanda (k-qb)	1949-58	5	0	247/250	88/201	0	750
6. Paul Edinger (k)	2000-04	0	0	133/133	110/146	0	463
7. Mac Percival (k)	1967-73	0	0	159/162	99/162	0	456
8. Neal Anderson (rb)	1986-93	51	20	0	0	0	354
9. Matt Forte (rb)	2008-15	45	9	0	0	0	396
10. Roger LeClerc (k)	1980-66	0	0	152/158	75/146	0	377
11. Jack Manders (fb-tb-db-k)	1933-40	11	6	2	133*	40*	367
12. Rick Casares (fb)	1948-61	49	13	0	0	0	354
13. Gale Sayers (rb)	1965-71	39	8	0	0	0	336
14. Cairo Santos (k)	2017, 20-22	0	0	0	92-98	76-67	316
15. Ken Kavanaugh (e)	1941-41; 45-50	0	0	2	1*	0	312
16. Johnny Lusk (qb-k)	1958-63	20	0	0	130/136	4-9	268
17. Jeff Jaeger (k)	1996-99	0	0	77/78	63/83	0	261
18. Joey Starnaman (qb-k)	1922-25; 1927-30	21	4	0	56*	13*	256
19. Harrison Hill (e)	1954-61	20	0	0	0	0	240
20. George Matke (fb-db)	1940-41; 45-50	12	11	6	0	0	234

*figures not available

CAREER INTERCEPTIONS

Years	Int	Yds	Avg	TD
1. Gary Fenick (s)	1976-87	38	48.3	12.7
2. Richie Peterson (s)	1959-68	37	64.3	17.4
3. Charles Tillman (db)	2003-14	26	67.5	18.8
4. Donnell Woolford (cb)	1989-96	32	21.2	6.6
5. Bennie McRae (e)	1962-70	27	48.5	10.4
6. Dave Whitsett (cb)	1961-66	26	39.7	15.3
7. George Matke (db)	1940-41; 45-50	25	35.0	14.0
8. J.C. Caroline (db)	1956-65	24	40.5	16.9
9. Doug Buffone (fb)	1966-79	24	21.1	8.8
10. Roosevelt Taylor (s)	1961-69	23	41.4	10.3
11. Brian Urlacher (db)	2000-12	22	32.4	14.7
12. Dick Butkus (db)	1965-73	22	16.6	7.5
13. Allan Ellis (cb)	1973-77; 79-80	22	18.5	8.4

CAREER RUSHING

Years	Att	Yards	Avg	TD
1. Walter Payton	1976-87	3,838	16.726	44
2. Matt Forte	2008-15	2,035	8.602	4.2
3. Neal Anderson	1986-93	1,915	8.166	4.1
4. Rick Casares (fb)	1955-64	1,386	5.657	4.1
5. Gale Sayers	1965-71	991	4.956	5.0
6. David Montgomery	2019-22	915	3.689	3.9
7. Thomas Jones	2004-06	850	3.493	4.1
8. Jordan Howard	2016-18	778	3.370	4.3
9. Anthony Thomas	2001-04	858	3.332	3.9
10. Roland Harper (fb)	1975-78; 80-82	757	3.044	4.0
11. Willis Galtmore	1957-63	670	2.985	4.5
12. Matt Suhey (fb)	1980-89	629	2.846	3.6
13. Ronnie Bull (fb/tb)	1962-70	787	2.917	3.7
14. Ronnie Nagurski (fb)	1930-37; 43	633	2.778	18
15. Bobby Douglas (db)	1959-75	373	2.470	6.6
16. Ray Notling	1936-43	508	2.285	4.5
17. Raymond Harris	1994-97	592	2.245	3.8
18. George Guylivakis	1947-52	679	2.801	4.1
19. Brad Muster (fb)	1988-92	455	2.014	4.0
20. James Allen	1998-2001	515	1.978	3.8
21. Gary Fagelliotti	1938-45	505	1.972	3.8
22. Beattie Fishers	1934-37	338	1.846	5.6
23. Bill Comanski (fb)	1939-43; 46-47	368	1.753	2.0
24. George McArfee	1940-41; 45-50	341	1.685	4.9
25. Rashaan Salaam	1995-97	470	1.682	3.6

1,000-YARD RUSHING SEASONS

The Bears have had 32 1,000-yard rushing seasons with Walter Payton accounting for 10 of those including the top eight single-season rushing totals in team history.

Rk.	Player	Season	Yards
1	Walter Payton	1977	1,852
2	Walter Payton	1984	1,684
3	Walter Payton	1979	1,610
4	Walter Payton	1980	1,551
5	Walter Payton	1980	1,460
6	Walter Payton	1983	1,421
7	Walter Payton	1978	1,395
8	Walter Payton	1976	1,359
9	Matt Forte	2013	1,339
10	Thomas Jones	2005	1,335
11	Walter Payton	1986	1,333
12	Jordan Howard	2016	1,313
13	Neal Anderson	1989	1,275
14	Matt Forte	2008	1,238
15	Gale Sayers	1966	1,231
16	Walter Payton	1981	1,222
17	Thomas Jones	2006	1,210
18	Anthony Thomas	2001	1,183
19	Rick Casares	1956	1,126
20	Jordan Howard	2017	1,122
21	James Allen	2000	1,105

22. Neal Anderson	1988	1,106
23. Matt Forte	2010	1,084
24. Neal Anderson	1992	1,078
25. Rashaan Salaam	1995	1,074
26. Matt Forte	2010	1,069
27. Matt Forte	2014	1,068
28. Raymond Harris	1997	1,033
29. Gale Sayers	1969	1,032
30. Anthony Thomas	2003	1,024
31. Beattie Fishers	1934	1,004
32. David Montgomery	2020	1,001

Number of 1,000-yard rushing seasons: Walter Payton 10, (1976-81, 93-86), Matt Forte 5, (2008, 10, 12-14); Neal Anderson 3, (1989-90); Thomas Jones 2, (2005-06); Gale Sayers 2, (1966-69); Anthony Thomas 2, (2001 & 03); Jordan Howard 2, (2016-17); James Allen 1, (2000); Rick Casares 1, (1956); Beattie Fishers 1, (1934); Raymond Harris 1, (1997); Rashaan Salaam 1, (1995).

CAREER RECEIVING

Years	Yards	Recep	Avg	TD
1. Johnny Morris (wr)	1958-67	5,059	35.6	14.2
2. Harrison Hill (wr)	1954-61	4,616	22.6	20.4
3. Alston Jeffery (wr)	2012-16	4,549	30.4	15.0
4. Walter Payton (fb)	1975-87	4,538	23.8	14.9
5. Mike Ditka (te)	1961-66	4,503	31.6	14.3
6. Curtis Conway (wr)	1993-99	4,498	32.9	13.7
7. Matt Forte (wr)	2008-15	4,116	48.7	8.5
8. Marty Booker (wr)	1999-2003; 08	3,895	32.9	11.8
9. Willie Gault (wr)	1983-87	3,650	18.4	19.8
10. Ken Kavanaugh (e)	1940-41; 45-50	3,626	16.2	22.4
11. Allen Robinson II (wr)	2018-21	3,561	29.3	12.8
12. Dick Gordon (wr)	1965-71	3,550	23.8	14.9
13. Brandon Marshall (wr)	2012-14	3,524	27.9	12.5
14. James Scott (wr)	1976-80; 82	3,202	17.7	18.2
15. Jim Dooley (wr)	1952-54; 56-57; 59-62	3,172	27.1	15.0
16. Jim Kaane (e)	1940-41; 45-50	3,021	20.0	20.1
17. Wendell Davis (wr)	1988-93	3,000	20.7	14.5
18. Dennis McKinnon (wr)	1983-85; 87-89	2,840	18.0	15.8
19. Bobby Engram (wr)	1996-2000	2,831	24.6	11.5
20. Devin Hester (wr)	2006-13	2,807	21.7	12.9
21. Neal Anderson (rb)	1986-93	2,763	30.2	9.1
22. Emery Moorehead (te)	2003-08	2,630	20.0	13.7
23. Marcus Robinson (wr)	1999-2002	2,625	18.7	14.4
24. Desmond Clark (te)	1988-90	2,239	24.2	10.9

CAREER RECEPTIONS

Years	Catches	Yards	Avg	TD
1. Walter Payton (fb)	1975-87	492	4.538	9.2
2. Matt Forte (rb)	2008-15	487	4.116	8.5
3. Johnny Morris (wr)	1958-67	356	5.059	14.2
4. Marty Booker (wr)	1999-2003; 08	329	3.895	11.8
5. Curtis Conway (wr)	1993-99	329	4.498	13.7
6. Mike Ditka (te)	1961-66	316	4.503	14.3
7. Alston Jeffery (wr)	2012-16	304	3.549	15.0
8. Neal Anderson (rb)	1986-93	302	2.763	9.1
9. Allen Robinson II (wr)	2018-21	293	3.561	12.8
10. Brandon Marshall (wr)	2012-14	279	3.524	12.5
11. Johnny Morris (wr)	1958-67	265	2.109	8.1
12. Bobby Engram (wr)	1996-2000	246	2.831	11.5
13. Desmond Clark (te)	2003-10	242	2.639	10.9
14. Dick Gordon (wr)	1965-71	238	3.550	14.9
15. Harrison Hill (wr)	1954-61	200	4.616	20.4
16. Devin Hester (wr)	2006-13	217	2.807	12.9
17. Jim Dooley (wr)	1952-54; 56-57; 59-62	211	3.172	15.0
18. Martellus Bennett (te)	2013-15	208	2.174	10.2
19. Brandon Robinson (wr)	1998-93	207	3.000	14.5
20. Jim Kaane (e)	1940-41	206	3.031	14.7
21. Tarik Cohen	2017-2019	203	1.534	7.6
22. Bill McColl (te)	1952-59	201	2.815	14.0
23. Emery Moorehead (te)	2003-08	200	2.630	13.7
24. Greg Olson (te)	2007-10	194	1.881	10.2
25. Marcus Robinson (wr)	1998-2002	187	2.695	14.0

CAREER PASSING

Years	Yards	Att	Cmp	Cmp%	TD	Int	Rating
2009-16	23,443	3,271	2,020	61.8	154	109	85.2
1939-50	14,889	1,744	904	51.8	137	132	75.0
1987-93	11,567	1,759	1,023	58.1	56	79.2	
1982-88	10,231	1,513	874	57.8	67	56	80.4
2017-present	10,609	1,577	1,010	64.0	64	37	87.2
1994-98	9,958	1,557	913	58.6	63	45	80.7
1961-66	9,958	1,407	787	55.5	68	73.4	
1954-61	9,938	1,246	607	48.7	63	68	62.5
1975-84	7,111	1,110					

11. Harlon Hill	1956	1,128
12. Harlon Hill	1954	1,124
13. Mike Ditka	1961	1,076
14. Marty Booker	2001	1,071
15. Darnell Mooney	2021	1,055
16. Curtis Conway	1996	1,049
17. Curtis Conway	1995	1,037
18. Dick Gordon	1970	1,026

1995	9	5	1	3		
1996	7	2	2	2	14 pts. vs. DAK	
1997	4	2		1	15 pts. at MIA	
1998	4	2	1		17 pts. vs. DET	
1999	6		4	1	1	
2000	5	3		1	1	
2001	13	7		3	1	19 pts. vs. SF; 14 pts. vs. CLE
2002	4	1	1	2		
2003	7	4	2	2		15 pts. vs. GB
2004	5		2	2		14 pts. at NYG
2005	11	5		1		
2006	13	7	1	3	1	20 pts. at ARZ
2007	7	2	2	1	1	14 pts. vs. DEN
2008	9	4	2	1	1	11 pts. vs. GB
2009	7	3		3		13 pts. at SEA
2010	11	2	2	4		11 pts. vs. DET; 10 pts. vs. GB; 11 pts. vs. NYJ
2011	8	4	2	1	1	
2012	10	6	2	1		12 pts. vs. CAR
2013	8		1	4	1	
2014	5	1	1	2		17 pts. at SF
2015	6		3	1		14 pts. at KC; 13 pts. at SD
2016	3	2		1		
2017	5	4	1	2		
2018	12	8	1	2	0	14 pts at ARZ
2019	8	3	1	3	1	
2020						
2021						
2022						
2023						

CAREER KICKOFF RETURNS

Years	Returns	Yards	Avg	TD
1. Devin Hester	2006-13	222	5,504	24.8 5
2. Givin Milburn	1998-2001	192	4,596	23.9 2
3. Dennis Gentry	1982-82	192	4,253	22.7 3
4. Jerry Azumah	1999-2005	119	2,885	24.2 2
5. Gale Sayers	1965-71	91	2,781	30.6 6
6. Daniel Manning	2006-10	101	2,711	26.8 1
7. Cecil Turner	1969-73	108	2,656	24.2 4
8. Ron Smith	1965, 70-72	85	2,263	26.6 1
9. Brian Baschnagel	1976-84	89	2,102	23.6 0
10. Cordarrille Patterson	2019-present	63	1,842	29.2 2
11. Lewis Lewis	1994-95	77	1,778	23.1 0
12. Charlie Bivins	1950-66	62	1,531	24.7 0
13. Johnny Knox	2009-12	55	1,506	27.4 1
14. Thomas Sanders	1985-89	79	1,497	18.9 1
15. Ahmad Merritt	2001-03	65	1,424	22.1 0
16. Rashed Davis	2005-10	70	1,366	19.5 0

Years	Returns	Yards	Avg	TD
2006-13	264	3,241	12.3	13
1940-41, 45-50	112	1,431	12.8	2
1983-85, 87-89	127	1,171	9.2	3
1981-84	120	1,125	9.4	1
2017-pres	95	985	10.4	1
2000-04	93	983	10.6	2
1998-2001	94	970	10.3	1
1958-67	104	893	8.6	1
1975-79	103	851	8.5	3
1975-79	86	738	8.6	0
1990-91	72	680	9.4	1
1948-51	56	635	11.3	0
1940-47	42	622	14.8	3
2001-02	56	543	9.7	0
1955, 1970-72	86	485	5.6	0

CAREER PUNT RETURNS

Years	Returns	Yards	Avg	TD
1. Devin Hester	2006-13	264	3,241	12.3 13
2. George McAfee	1940-41, 45-50	112	1,431	12.8 2
3. Dennis McKinnon	1983-85, 87-89	127	1,171	9.2 3
4. Jeff Fisher	1981-84	120	1,125	9.4 1
5. Tank Cohen	2017-pres	95	985	10.4 1
6. R. W. McQuarters	2000-04	93	983	10.6 2
7. Givin Milburn	1998-2001	94	970	10.3 1
8. Johnny Morris	1958-67	104	893	8.6 1
9. Steve Schubert	1975-79	103	851	8.5 3
10. Virgil Livers	1975-79	86	738	8.6 0
11. Johnny Bailey	1990-91	72	680	9.4 1
12. J.R. Boone	1948-51	56	635	11.3 0
13. Ray "Scooter" McLean	1940-47	42	622	14.8 3
14. Leon Johnson	2001-02	56	543	9.7 0
15. Ron Smith	1955, 1970-72	86	485	5.6 0

WANNA BE LIKE MIKE

Former Bears linebacker Mike Singletary is the franchise's all-time leader in Pro Bowl selections, earning 10 appearances during his 12-year career (1981-92). Singletary is followed on the list by fellow Hall of Famers Walter Payton (9 selections), Doug Atkins (8), Dick Butkus (8) and Bill George (8), and linebackers Brian Urlacher (8) and Lance Briggs (7). Since the first Bears players earned Pro Bowl honors in 1951, a total of 87 Bears players have earned a total of 231 Pro Bowl selections.

Listed below are all Bears players who earned four or more selections while the third column lists current Bears players who have been named to the team at least one time. The entire list by individual selections earned can be found on page 269, by year on pages 438-439.

Player	Pro Bowls
Mike Singletary, LB	10
Walter Payton, RB	9
Doug Atkins, DE	8
Dick Butkus, LB	8
Bill George, LB	8
Brian Urlacher, LB	8
Lance Briggs, LB	7
Jay Hilgenberg, C	7
Stan Jones, G	7
Olin Kreutz, C	6
Rick Casares, RB	5
Mike Ditka, TE	5
Joe Fortunato, LB	5
Gale Sayers, RB	5
Neal Anderson, RB	4
George Connor, T/LB	4
Richard Dent, DE	4
Dave Butson, S	4
Dan Hampton, DE/DT	4
Richie Petitbon, DB	4
Ed Sprinkle, DE	4
Fred Williams, DT	4
Kyle Fuller	2
Eddie Jackson, DB	2
"Khalil Mack, LB	2
Darik Cotton, RS	1
Akiem Hicks, DT	1
Charles Leno Jr.	1
Mitchell Trubisky	1
Cody Whitehair	1
Cordarrille Patterson	1

*Mack was named to 3 Pro Bowls with the Raiders from 2015-17.
**Patterson named to 2 with Minnesota (2013,16)

CAREER PUNTING

Years	Punts	Yards	Gross Avg
1. Pat O'Donnell	2014-21	554	25,451 45.1
2. George Galyanics	1947-52	113	5,032 44.5
3. Adam Podlesh	2011-13	238	10,055 42.3
4. Todd Sauerbrun	1995-99	328	13,849 42.2
5. Bobby Joe Green	1962-73	833	35,057 42.1
6. Brad Maynard	2001-10	878	36,781 41.9
7. Fred "Curley" Morrison	1950-53	243	10,170 41.9
8. Bryan Wagner	1987-88	115	4,743 41.2
9. Maury Buford	1955-86, 89-91	354	14,491 40.9
10. Ed Brown	1954-61	343	13,912 40.6

COME-FROM-BEHIND WINS

Wins	Never trailed	1-3	4-7	8-10	Largest Deficit	11+
1980	7	5			1	14 pts. at DET
1991	6	3	1	2	1	11 pts. vs. DET
1982	3	2				
1983	8	4	1	3		
1984	10	4	4	2		
1985	15	9	1	1	2	12 pts. vs. TB; 14 pts. at TB
1986	14	7	3	2	2	
1987	11	5	1	3		14 pts. vs. KC; 20 pts. at TB
1988	12	7	3	2		
1999	6	4	1	1		
1990	11	5	3	3		
1991	11	2	3	5	1	
1992	5	4		1		
1993	7	5		1		
1994	9	4	2	3		11 pts. at KC

INDIVIDUAL

SCORING

POINTS	
144	Kevin Butler, 1985 (51 XPs, 31 FGs)
132	Gale Sayers, 1965 (22 TDs)
84	Paul Edinger, 2000 (21 XPs, 21 FGs)

TOUCHDOWNS	
*22	Gale Sayers, 1965
12	Matt Forté, 2008
	Mike Ditka, 1961
	Harlon Hill, 1954

FIELD GOALS	
31	Kevin Butler, 1985
21	Robbie Gould, 2005
	Paul Edinger, 2000

RUSHING

ATTEMPTS	
316	Matt Forté, 2008
296	Rashaan Salaam, 1995
278	Anthony Thomas, 2001

YARDS	
1,313	Jordan Howard, 2016
1,238	Matt Forté, 2008
1,183	Anthony Thomas, 2001
1,074	Rashaan Salaam, 1995

TOUCHDOWNS	
14	Gale Sayers, 1965
10	Rashaan Salaam, 1995
8	Matt Forté, 2008
	Hugh Gallarneau, 1941
	Beattie Feathers, 1934

PASSING

ATTEMPTS	
368	Kyle Orton, 2005
330	Mitchell Trubisky, 2017
270	Justin Fields, 2021

COMPLETIONS	
196	Mitchell Trubisky, 2017
190	Kyle Orton, 2005
159	Justin Fields, 2021

YARDS	
2,193	Mitchell Trubisky, 2017
1,670	Justin Fields, 2021
1,869	Kyle Orton, 2005
1,501	Jim McMahon, 1982

TOUCHDOWNS	
11	Charlie O'Rourke, 1942
9	Kyle Orton, 2005
	Jim McMahon, 1982
8	Cade McNown, 1999
	Zeke Bratkowski, 1954

INTERCEPTIONS	
17	Zeke Bratkowski, 1954
13	Kyle Orton, 2005
11	Bob Avellini, 1975

RECEIVING

RECEPTIONS	
63	Matt Forté, 2008
61	Darnell Mooney, 2020
56	Mike Ditka, 1961
53	Tarik Cohen, 2017

YARDS	
1,124	Harlon Hill, 1954
1,076	Mike Ditka, 1961
836	Willie Gault, 1983

TOUCHDOWNS	
12	Mike Ditka, 1961
	Harlon Hill, 1954
8	Willie Gault, 1983

DEFENSE

SACKS	
12	Mark Anderson, DE, 2006
9	Wally Chambers, DT, 1973#
8	Brian Urlacher, LB, 2000

All sack statistics prior to 1982 are unofficial.

INTERCEPTIONS	
10	Mark Carrier, 1990
8	Johnny Lujack, 1948
7	Charles Sumner, 1995

PUNTS

PUNTS	
83	Dave Finzer, 1984
71	Pat O'Donnell, 2014
66	Trenton Gill, 2022

AVERAGE	
44.8	George Gulyanics, 1947
44.0	Pat O'Donnell, 2014

PUNT RETURNS

RETURNS	
*57	Low Barnes, 1986
47	Devin Hester, 2006
43	Jeff Fisher, 1981

YARDS	
600	Devin Hester, 2006
509	Jeff Fisher, 1981
482	Low Barnes, 1986

TOUCHDOWNS	
3	Devin Hester, 2006
1 (sk)	Last: Tarik Cohen, 2017

KICKOFF RETURNS

RETURNS	
32	Johnny Knox, 2009
29	Brian Baschnagel, 1976
27	Khalil Herbert, 2021
	Ike Hill, 1973

YARDS	
927	Johnny Knox, 2009
754	Brian Baschnagel, 1976
660	Gale Sayers, 1965

TOUCHDOWNS	
2	Devin Hester, 2006
1 (sk)	Last: Johnny Knox, 2009

TEAM AND INDIVIDUAL

TEAM

WON IN OVERTIME

By BEARS	at Baltimore (27-24)	10/15/2017
By Opp.	vs. New Orleans (26-23)	11/1/2020

WON IN REGULATION BY SCORING GO-AHEAD POINTS IN THE LAST 2 MINUTES

By BEARS	vs. HOU (23-20, C. Santos 30-yard FG with 0:00 remaining)	9/25/2022
By Opp.	vs. DET (34-30, A. Peterson 5-yd TD run with 1:37 remaining)	12/6/2020

SENT GAME TO OVERTIME BY SCORING IN THE LAST TWO MINUTES OF REGULATION

By BEARS	vs. New Orleans (Santos 51-yd. FG with 1:3 remaining, NO 11/20/20 won 26-23 in OT)	
By Opp.	at Baltimore (Campanaro 77 yd. punt return with 1:37 left, Flacco 2-ot pass to Boyle)	10/15/2017

SHUTOUT

By BEARS	at Miami (16-0)	11/18/2010
By Opp.	at Seattle (26-0)	9/27/2015

DID NOT ALLOW OPPONENT TO SCORE A TOUCHDOWN (NON-SHUTOUT)

By BEARS	at San Francisco (held SF to 3 FGs; 14-9 CHI)	12/23/2018
By Opp.	vs. Kansas City (held Chicago to 1 FG, 26-3 KC)	12/22/2019

WON BY 20-OR-MORE POINTS

By BEARS	at Jacksonville(24 points, 41-7)	12/27/2020
By Opp.	vs. Kansas City(23 points, 26-3)	12/22/2019

WON GAME AFTER TRAILING BY 20-OR-MORE POINTS

By BEARS	at Arizona (24-23 after trailing 20-0 and 23-3)	10/16/2006
By Opp.	at Green Bay (24-23 after trailing 20-0)	9/9/2018

WON AFTER TRAILING AT HALFTIME

By BEARS	at Atlanta (19-13 after trailing 7-0)	9/11/2022
By Opp.	vs. Detroit (34-30 after trailing 23-13)	12/6/2020

WON AFTER TRAILING AT END OF THE 3RD QUARTER

By BEARS	vs. Tampa Bay (20-19 after trailing 16-14)	10/4/2020
By Opp.	vs. Los Angeles Chargers (17-16 after trailing 16-10)	10/27/2019

WON AFTER TRAILING BY 17-PLUS POINTS IN 4TH QUARTER

By BEARS	at Detroit (27-23 after trailing, 23-6)	9/13/2020
By Opp.	at Green Bay (24-23 after trailing 20-3)	9/9/2018

SCORED 20 OR MORE POINTS IN A QUARTER

By BEARS	at Jacksonville (21 in 3rd quarter, 41-17 CHI)	12/27/2020
By Opp.	vs. Green Bay (21 in 2nd quarter, 35-16 GB)	1/3/2021

SCORED 30 OR MORE POINTS IN A HALF

By BEARS	vs. Houston(30 in 1st half, 36-7 CHI)	12/13/2020
By Opp.	at Green Bay(42 in 1st half, 55-14 GB)	11/9/2014

SCORED TOUCHDOWNS ON OFFENSE AND DEFENSE

By BEARS	at Washington (3 offense; 1 defense, 31-15 CHI)	9/23/2019
By Opp.	at Tennessee (2 offense; 1 defense; 24-17 TEN)	11/8/2020

SCORED TOUCHDOWNS ON OFFENSE, DEFENSE AND SPECIAL TEAMS

By BEARS	at Tennessee (4 offense; 1 defense; 1 special teams; 51-20 CHI)	11/4/2015
By Opp.	vs. Arizona (5 offense; 1 defense; 1 special teams; 48-23 ARZ)	9/20/2015

NO TURNOVERS

By BEARS	vs. Houston (CHI, 36-7)	9/23/2010
By Opp.	at Green Bay (GB, 41-25)	11/29/2020

OFFENSE

TOUCHDOWN SCORED ON FIRST OFFENSIVE POSSESSION TO START GAME

By BEARS	vs. GB (D. Montgomery 2-yd TD run, 35-16 GB)	1/3/2021
By Opp.	vs. GB (R. Tonyan 3-yd pass from A. Rodgers, 35-16 GB)	1/3/2021

TOUCHDOWN SCORED ON FIRST OFFENSIVE POSSESSION OF 2ND HALF

By BEARS	at Jacksonville (M. Trubisky 6-yd run, 41-17 CHI)	12/27/2020
By Opp.	at Minnesota (D. Cook 1-yd run, 33-27 CHI)	12/20/2020

NO SACKS ALLOWED

By BEARS	at Carolina	10/18/2020
By Opp.	at Green Bay	11/29/2020

NO TURNOVERS AND NO SACKS ALLOWED

By BEARS	at Denver	9/15/2019
By Opp.	at Green Bay	11/29/2020

SUCCESSFUL TWO-POINT CONVERSION

By BEARS	at Green Bay (D. Mooney pass from M. Trubisky)	11/29/2020
By Opp.	at Denver (E. Sanders pass from J. Flacco)	9/15/2019

FAILED TWO-POINT CONVERSION

By BEARS	at Atlanta (pass failed)	9/27/2020
By Opp.	vs. Minnesota (pass failed)	11/6/2020

500-OR-MORE TOTAL NET YARDS OF OFFENSE

By BEARS	10/9/2016 at Indianapolis (522; 125 rushing, 397 passing)	
By Opp.	10/18/2018 at Miami (541; 161 rushing, 380 passing)	

300-OR-MORE NET RUSHING YARDS BY TEAM

By BEARS	vs. Denver (302 yds on 50 carries, 2 TDs)	9/9/1984
By Opp.	vs. Minnesota (311 yds on 43 carries, 3 TDs)	10/14/2007

200-OR-MORE NET RUSHING YARDS BY TEAM

By BEARS	at Cincinnati (232 yards on 38 carries, 3 TDs)	12/10/2017
By Opp.	vs. Washington (208 yards on 35 carries, 4 TDs)	12/24/2016

INDIVIDUAL 200-YARD RUSHING GAME

By BEARS	vs. Carolina (Matt Forte, 205 yds on 25 carries, 1 TD)	10/2/2011
By Opp.	at Minnesota (Adrian Peterson, 211 yds on 35 carries, 0 TD)	10/12/2013

INDIVIDUAL 150-YARD RUSHING GAME

By BEARS	at Baltimore (Jordan Howard, 167 yds on 36 carries, 0 TDs)	10/15/2017
By Opp.	vs. Green Bay (Ty Montgomery, 162 yds on 16 carries, 2 TDs)	12/18/2016

INDIVIDUAL 100-YARD RUSHING GAME

By BEARS	at Minnesota (David Montgomery, 146 yds on 32 carries, 2 TDs)	12/20/2020
By Opp.	at Minnesota (Dalvin Cook, 132 yds on 24 carries, 1 TD)	12/20/2020

TWO 100-YARD RUSHERS IN THE SAME GAME

By BEARS	vs. Detroit (207 total, Walter Payton - 105, Matt Suhey - 102)	11/10/1985
By Opp.	at Philadelphia (248 total, L'Sean McCoy - 133, Bryce Brown - 115)	12/22/2013

CONSECUTIVE 100-YARD RUSHING GAMES

By BEARS	vs. HOU(D. Montgomery, 113)	12/13/2020
By Opp.	at MIN (D. Montgomery, 146)	12/20/2020
By Opp.	at OAK (J. Jacobs, 123)	10/6/2019
By Opp.	vs. NO (L. Murray, 118)	10/20/2019

COMBINED 200-YARDS RUSHING BY TWO PLAYERS (NON 200-YARD RUSHER, TOP 2 RUSHERS)

By BEARS	at Cincinnati (227 total, Jordan Howard - 147 and Tank Coburn - 80)	12/10/2017
By Opp.	vs. Green Bay (207 total, Ty Montgomery - 162 and C. Michael - 45)	12/18/2016

60 TEAM RUSHING ATTEMPTS

By BEARS	at Kansas City (61 for 201 yards, 0 TD)	11/8/1981
By Opp.	Never	

50 TEAM RUSHING ATTEMPTS

By BEARS	at Baltimore (54 for 231 yards, 0 TD)	10/15/2017
By Opp.	at New England (54 for 185 yards, 0 TD)	10/30/1988

40 TEAM RUSHING ATTEMPTS

By BEARS	at Minnesota (42 for 199 yards, 2 TDs)	12/20/2020
By Opp.	at Dallas (41 for 199 yards, 3 TDs)	9/25/2016

INDIVIDUAL 40 RUSHING ATTEMPTS

By BEARS	vs. Minnesota (Walter Payton, 40 for 275 yards, 1 TD)	11/20/1977
By Opp.	Never	

INDIVIDUAL 30 RUSHING ATTEMPTS

By BEARS	at Minnesota (David Montgomery, 32 for 146 yards, 2 TD)	12/20/2020
By Opp.	at Dallas (Enzke Elliott, 30 for 140 yards, 0 TD)	9/25/2016

RUSHING PLAY OF 80-PLUS YARDS

By BEARS	vs. Houston (David Montgomery, 80-yard TD run)	12/13/2020
By Opp.	at Tennessee (Chris Johnson, 80-yard TD run)	11/4/2012

RUSHING PLAY OF 50-PLUS YARDS

By BEARS	at Green Bay (D. Montgomery, 57-yard run)	11/29/2020
By Opp.	at Minnesota (M. Boone, 59-yard run)	12/29/2019

3-PLUS RUSHING TOUCHDOWNS BY TEAM

By BEARS	vs. Cleveland (J. J. Howard - 2, M. Trubisky - 1)	12/24/2017
By Opp.	at Oakland (Z. J. Jacobs - 1, D. Carr)	10/6/2019

3-PLUS RUSHING TOUCHDOWNS BY INDIVIDUAL

By BEARS	vs. San Francisco (Jordan Howard, 3 TDs)	12/4/2016
By Opp.	at Washington (Roy Helu, 3 TDs)	10/20/2013

2-PLUS RUSHING TOUCHDOWNS BY INDIVIDUAL

By BEARS	at Minnesota (David Montgomery, 2 TDs)	12/20/2020
By Opp.	at Green Bay (Aaron Jones, 2 TDs)	12/15/2019

400 GROSS YARDS PASSING BY TEAM

By BEARS	vs. Minnesota (422; 34 of 48, 3 TDs, 1 INT)	11/14/1999
By Opp.	at Detroit (405; 27 of 42, 4 TDs, 1 INT)	10/18/2015

400 YARDS PASSING BY INDIVIDUAL

By BEARS	vs. Minnesota (Jim Miller - 422; 34 of 48, 3 TDs, 1 INT)	11/14/1999
By Opp.	at Detroit (Matthew Stafford - 405; 27 of 42, 4 TDs, 1 INT)	10/18/2015

300 YARDS PASSING BY INDIVIDUAL

By BEARS	at Green Bay (Mitchell Trubisky - 334; 29 of 53, TD, 2 INTs)	12/15/2019
By Opp.	at Washington (Case Keenum - 332; 30 of 43, 2 TDs, 3 INTs)	9/23/2019

CONSECUTIVE 300 YARDS PASSING GAMES BY INDIVIDUAL

By BEARS	at MIA (M. Trubisky, 316)	10/14/2018
By Opp.	vs. New England (M. Trubisky, 333)	10/21/2018
By Opp.	vs. TB (J. McCown, 349)	11/23/2014
By Opp.	at DET (M. Stafford, 390)	11/27/2014

FOUR CONSECUTIVE 300 YARDS PASSING GAMES BY INDIVIDUAL

By BEARS	B. Hoyer (317 at DAL; 302 vs. DET; 397 at IND; 302 vs. JAX)	2006 Weeks 3-6
By Opp.	Never	

60-PLUS PASSING ATTEMPTS BY INDIVIDUAL

By BEARS	vs. NY Jets (Errik Kramer - 60; 32 of 60, 35+ yards, 2 TDs, 3 INTs)	11/16/1997
By Opp.	vs. Detroit (Matthew Stafford - 63; 33 of 63, 329 yards, 1 TD, 4 INTs)	11/13/2011

50-PLUS PASSING ATTEMPTS BY INDIVIDUAL

By BEARS	at Tennessee (Nick Foles - 52; 36 of 52, 335 yards, 2 TDs, 0 INTs)	10/18/2020
By Opp.	at Denver (Joe Flacco - 50; 35 of 50, 292 yards, 1 TD, 1 INT)	9/15/2019

30-PLUS PASSING COMPLETIONS BY INDIVIDUAL

By BEARS	at Tennessee (Nick Foles - 36; 36 of 52, 335 yards, 2 TDs, 0 INTs)	10/18/2020
By Opp.	at Washington (Case Keenum - 30; 30 of 43, 2 TDs, 3 INTs)	9/23/2019

6 OR MORE PASSING TOUCHDOWNS BY INDIVIDUAL

By BEARS	vs. Tampa Bay (Mitchell Trubisky - 354; 19 of 26, 6 TDs, 0 INT)	9/30/2018
By Opp.	at Green Bay (Aaron Rodgers - 18 of 27, 6 TDs, 0 INT)	11/9/2014

5 OR MORE PASSING TOUCHDOWNS BY INDIVIDUAL

By BEARS	vs. Tampa Bay (Mitchell Trubisky - 354; 19 of 26, 6 TDs, 0 INT)	9/30/2018
By Opp.	at Green Bay (Aaron Rodgers - 18 of 27, 6 TDs, 0 INT)	11/9/2014

4 OR MORE PASSING TOUCHDOWNS BY INDIVIDUAL

By BEARS	vs. Tampa Bay (Mitchell Trubisky - 354; 19 of 26, 6 TDs, 0 INT)	9/30/2018
By Opp.	at Green Bay (Aaron Rodgers - 4; 18 of 26, 179 yards, 4 TDs, 9/28/2017)	0 INT

10 OR MORE RECEPTIONS BY INDIVIDUAL

By BEARS	vs. Green Bay (Darnell Mooney, 11 receptions, 93 yards, 0 TD)	1/3/2021
By Opp.	at Denver (Emmanuel Sanders, 11 receptions, 98 yards, 1 TD)	9/15/2019

200-PLUS RECEIVING YARDS BY INDIVIDUAL

By BEARS at Minnesota (Alshon Jeffery, 245 yards, 12 receptions, 2 TD) 12/1/2013
 By Opp. at San Francisco (Terrell Owens, 283 yards, 20 receptions, 1 TD) 12/17/2000

150-PLUS RECEIVING YARDS BY INDIVIDUAL
 By BEARS at New York Giants (Tarik Cohen, 156 yards, 12 receptions, 0 TD) 12/2/2016
 By Opp. at Detroit (Kenny Golladay, 158 yards, 4 receptions, 1 TD) 11/28/2019

100-149 RECEIVING YARDS BY INDIVIDUAL
 By BEARS at Jacksonville (A. Robinson II, 10 rec., 103 yds, 0 TD) 12/27/2020
 By Opp. at Green Bay (D. Adams, 103 yards, 7 receptions, TD) 12/15/2019

TWO 100-YARD RECEIVERS
 By BEARS at Green Bay (A. Robinson II, 7 rec., 125 yds; A. Miller, 9 rec., 118 yds, 1 TD) 12/15/2019
 By Opp. vs. Tampa Bay (Vincent Jackson 117 yards and Louis Murphy 113 yards) 11/23/2014

THREE 100-YARD RECEIVERS
 By BEARS Never
 By Opp. at L.A. Rams (George Farmer 183, Preston Dennard 122 and 12/26/1982 Wendell Tyler 102)

CONSECUTIVE 100 YARDS RECEIVING BY INDIVIDUAL
 By BEARS vs. New York Jets (Mitchell Trubisky to Tarik Cohen, 70 yards, TD) 10/28/2018
 By Opp. at Detroit (David Blough to Kenny Golladay, 75 yards, TD) 11/28/2019

PASS PLAY OF 80-PLUS YARDS
 By BEARS at St. Louis (Jay Cutler to Jeremy Langford, 83 yards, TD) 11/15/2015
 By Opp. vs. Atlanta (Matt Ryan to Austin Hooper, 88 yards, TD) 9/30/2017

PASS PLAY OF 60-PLUS YARDS
 By BEARS vs. New York Jets (Mitchell Trubisky to Tarik Cohen, 70 yards, TD) 10/28/2018
 By Opp. at Detroit (David Blough to Kenny Golladay, 75 yards, TD) 11/28/2019

OFFENSIVE LINEMAN CAUGHT A PASS
 By BEARS vs. NY Giants (Mitchell Trubisky to Bobby Massie, 4 yards) 9/20/2012
 By Opp. vs. St. Louis (Marc Bulger to Adam Timmerman, -7 yards) 11/16/2003

OFFENSIVE LINEMAN SCORED A TOUCHDOWN
 By BEARS vs. Los Angeles Rams (Mitchell Trubisky to Bradley Sowell, 12/9/2018 2-yard TD pass)
 By Opp. at Atlanta (Mal Snyder, 48-yard kickoff return) 11/6/1969

QUARTERBACK CAUGHT A PASS
 By BEARS at Detroit (Chase Daniel from Anthony Miller, 8 yards) 11/22/2018
 By Opp. vs. Green Bay (Aaron Rodgers from Rodgers, -1 yard) 12/16/2012

RUNNING BACK THREW A TOUCHDOWN PASS
 By BEARS at New York Giants (Tarik Cohen to Anthony Miller, 1 yard) 12/2/2016
 By Opp. Never

WIDE RECEIVER THREW A TOUCHDOWN PASS
 By BEARS at Minnesota (Cameron Meredith to Matt Barkley, 2 yards) 11/1/2017
 By Opp. at New York Giants (Debt Beckham to Russell Shepard, 49 12/2/2018 yards)

PUNTER THREW A TOUCHDOWN PASS
 By BEARS vs. Minnesota (Pat O'Donnell to Benny Cunningham, 38 yards) 10/8/2017
 By Opp. Never

3-PLUS RECEIVING TOUCHDOWNS BY INDIVIDUAL
 By BEARS at Washington (Taylor Gabriel, 3) 9/23/2019
 By Opp. vs. Arizona (Larry Fitzgerald, 3) 9/20/2015

DEFENSE

HELD OPPONENT UNDER 150 TOTAL NET YARDS
 By BEARS at Carolina (147 total, 85 rushing & 62 passing) 10/10/2010
 By Opp. vs. San Francisco (147 total, 62 rushing & 85 passing) 12/3/2017

HELD OPPONENT UNDER 100 TOTAL NET YARDS
 By BEARS vs. Tampa Bay (92 total, 99 rushing & -7 passing) 11/26/1978
 By Opp. at Dallas (92 total, 28 rushing & 64 passing) 12/27/1992

HELD OPPONENT UNDER 50 NET RUSHING YARDS
 By BEARS vs. Los Angeles Chargers (36) 10/27/2019
 By Opp. at Los Angeles Rams (49) 10/26/2020

HELD OPPONENT UNDER 25 NET RUSHING YARDS
 By BEARS vs. Minnesota (22) 11/18/2018
 By Opp. vs. New Orleans (17) 10/20/2019

HELD OPPONENT UNDER 100 NET PASSING YARDS
 By BEARS vs. San Francisco (8) 12/4/2016
 By Opp. vs. San Francisco (85) 12/3/2017

HELD OPPONENT UNDER 50 NET PASSING YARDS
 By BEARS vs. San Francisco (8) 12/4/2016
 By Opp. at Seattle (48) 9/27/2015

HELD OPPONENT UNDER 100 GROSS PASSING YARDS
 By BEARS vs. San Francisco (39) 12/4/2016
 By Opp. at Seattle (63) 9/27/2015

HELD OPPONENT UNDER 50 GROSS PASSING YARDS
 By BEARS vs. San Francisco (39) 12/4/2016
 By Opp. vs. Minnesota (34) 12/3/2006

8-PLUS TAKEAWAYS BY TEAM
 By BEARS vs. Tampa Bay (8: 6 INTs, 2 FRs; CH 34-14) 9/2/1984
 By Opp. at Arizona (8: 4 INTs, 4 FRs; ARZ 20-7) 10/11/1998

7-PLUS TAKEAWAYS BY TEAM
 By BEARS at Tampa Bay (7: 4 INTs, 3 FRs; CH 25-6) 9/17/1995
 By Opp. at Arizona (8: 4 INTs, 4 FRs; ARZ 20-7) 10/11/1998

6-PLUS TAKEAWAYS BY TEAM
 By BEARS vs. Detroit (8: 4 INTs, 2 FRs; CH 37-13) 11/13/2011
 By Opp. vs. Washington (5: WAS 41-21) 10/24/2010

5-PLUS INTERCEPTIONS BY TEAM
 By BEARS at Dallas (5; CH 34-18) 10/1/2012
 By Opp. vs. Washington (5; WAS 41-21) 12/24/2016

4-PLUS INTERCEPTIONS BY TEAM

By BEARS vs. Los Angeles Rams (4; CH 15-6) 12/9/2018
 By Opp. vs. Washington (5; WAS 41-21) 12/24/2016

2-PLUS INTERCEPTIONS BY INDIVIDUAL
 By BEARS at Jacksonville (Roquan Smith, 2) 12/27/2020
 By Opp. at San Francisco (Cassius Marsh, 2) 12/23/2016

2-PLUS OPPONENT FUMBLE RECOVERIES BY INDIVIDUAL
 By BEARS at Tampa Bay (John Timu, 2) 12/27/2015
 By Opp. Unknown

INTERCEPTED PASS RETURNED FOR A TOUCHDOWN
 By BEARS at Washington (Ha Ha Clinton-Dix, 17 yards) 9/23/2019
 By Opp. at New York Giants (Alec Ogletree, 8 yards) 12/2/2018

FUMBLE RETURNED FOR A TOUCHDOWN
 By BEARS at LA Rams (Eddie Jackson, 8 yards) 10/26/2020
 By Opp. at Green Bay (Preston Smith, 14 yards) 11/29/2020

DEFENSIVE LINEMAN SCORED A TOUCHDOWN
 By BEARS at New York Giants (Akiem Hicks, 1-yard run) 12/2/2018
 By Opp. at Minnesota (Everson Griffen, 20-yard fumble return) 11/1/2017

LINEBACKER SCORED A TOUCHDOWN
 By BEARS at Buffalo (Leonard Floyd, 19-yard INT return) 11/4/2018
 By Opp. at New York Giants (Alec Ogletree, 8-yard INT return) 12/2/2018

DEFENSIVE BACK SCORED A TOUCHDOWN
 By BEARS at LA Rams (Eddie Jackson, 8-yard fumble return) 10/26/2020
 By Opp. vs. Detroit (D.J. Hayden, 27-yard fumble return) 11/19/2017

SAFETY
 By BEARS vs. Houston (Khalil Mack tackled Deshaun Watson in end zone) 12/13/2020
 By Opp. vs. New Orleans (Pat O'Donnell, illegal bat, enforced in end 10/20/2019 zone)

8-PLUS SACKS BY TEAM
 By BEARS vs. Carolina (8; CH 13-3) 11/20/2005
 By Opp. at N.Y. Giants (10; NYG 17-3) 10/3/2010

7-PLUS SACKS BY TEAM
 By BEARS vs. Houston (7; CH 36-7) 12/13/2020
 By Opp. vs. New Orleans (7; NO 31-5) 12/15/2014

3-PLUS SACKS BY INDIVIDUAL
 By BEARS at Indianapolis (Willie Young, 3.0) 10/9/2016
 By Opp. at New York Giants (B.J. Hill, 3.0) 12/2/2018

2-PLUS SACKS BY INDIVIDUAL
 By BEARS vs. Tampa Bay (Khalil Mack, 2.0) 10/4/2020
 By Opp. at Los Angeles Rams (Aaron Donald, 2.0) 11/17/2019

SPECIAL TEAMS

BLOCKED EXTRA POINT
 By BEARS vs. San Francisco (Eddie Goldman, Phil Dawson was the kicker) 12/6/2015
 By Opp. vs. Detroit (R. Okwara, C. Santos was the kicker) 12/6/2020

BLOCKED FIELD GOAL
 By BEARS at LA Rams (Roy Robertson-Harris blocks S. Sieman's 48-yard attempt) 10/26/2020
 By Opp. vs. Washington (Preston Smith blocks Connor Barth's 22-yard attempt) 12/24/2016

BLOCKED FIELD GOAL FOR TD
 By BEARS vs. Oakland (Mike Spivey 71-yard return; blocked by Virgil Iyler) 10/1/1978
 By Opp. at Arizona (Justin Bethel 62-yard return; blocked by Adrian Wilson) 12/23/2012

BLOCKED PUNT
 By BEARS at Tennessee (Sherrick McManis blocked Brett Kern's punt) 11/4/2012
 By Opp. vs. New Orleans (J.T. Gray blocked Pat O'Donnell's punt) 10/20/2019

BLOCKED PUNT FOR TD
 By BEARS at Tennessee (Corey Wootton 5-yard return; blocked by Sherrick McManis) 11/4/2012
 By Opp. vs. New England (Kyle Van Noy 29-yard return; blocked by 10/21/2018 Don't Higginester)

FAKE FIELD GOAL FOR TD
 By BEARS at Green Bay (Brad Maynard 12-yard pass to Dustin Lynn) 12/1/2002
 By Opp. at Green Bay (Tim Masthay 27-yard pass to Tom Crabtree) 9/13/2012

FAKE PUNT FOR TD
 By BEARS vs. Minnesota (Pat O'Donnell 38-yard pass to Benny Cunningham) 10/9/2017
 By Opp. Unknown

MISSED FIELD GOAL RETURNED
 By BEARS at N.Y. Giants (Devin Hester, 108-yard TD) 11/12/2006
 By Opp. vs. Arizona (Antrel Rolle, 59 yards) 11/8/2009

MUFF RECOVERED FOR TD
 By BEARS vs. Minnesota (Zackary Bowman, muffed punt recovered at end zone) 10/19/2008
 By Opp. Never

PUNT RETURNED FOR TD
 By BEARS at Minnesota (Bryce Callahan, 59 yards) 12/31/2017
 By Opp. at Baltimore (Michael Campanaro, 77 yards) 10/15/2017

100 OR MORE PUNT RETURN YARDS BY INDIVIDUAL
 By BEARS vs. Detroit (Devin Hester, 122 yards, TD on 3 returns) 11/13/2011
 By Opp. at Baltimore (Michael Campanaro, 132 yards, TD on 2 returns) 10/15/2017

KICKOFF RETURNED FOR TD
 By BEARS vs. Minnesota (Cordarrelle Patterson, 104 yards) 11/16/2020
 By Opp. vs. New England (Cordarrelle Patterson, 95 yards) 10/21/2018

150 OR MORE KICKOFF RETURN YARDS BY INDIVIDUAL
 By BEARS vs. New Orleans (Cordarrelle Patterson, 163 yards on 4 returns) 10/20/2019
 By Opp. vs. New England (Cordarrelle Patterson, 179 yards on 4 returns) 10/21/2018

RECOVERED OWN ONSIDE KICK

By BEARS vs. New Orleans (Cordarrelle Patterson recovered Eddy 10/20/2019
Pineiro kick)
By Opp. at Green Bay (Jamari Lattimore recovered Mason Crosby 12/4/2013
kick)

5 FIELD GOALS MADE

By BEARS at Philadelphia (Mac Perceval, 5 for 5) 10/20/1968
By Opp. vs. San Francisco (Robbie Gould, 5 for 5) 12/3/2017

4 FIELD GOALS MADE

By BEARS at Minnesota (Cairo Santos, 4 for 4) 12/20/2020
By Opp. at Minnesota (Dan Bailey, 4 for 4) 12/29/2019

FG MADE OF 50-OR-MORE YARDS

By BEARS vs. New Orleans (Cairo Santos, 51 yards) 11/1/2020
By Opp. vs. Detroit (Matt Prater, 54 yards) 11/10/2019

SCORING

POINTS

LIFETIME		
1,207	Robbie Gould	2005-15 (379 XP, 276 FG)
1,116	Kevin Butler	1985-85 (387 XP, 243 FG)
750	Walter Payton	1975-75 (125 TD)

SEASON		
144	Kevin Butler	1985 (51 XP, 31 FG)
143	Robbie Gould	2006 (47 XP, 32 FG)
132	Gale Sayers	1965 (22 TD)

GAME		
36	Gale Sayers vs. SF	12/12/65 (6 TD)
24	Last: Bobby Douglass at GB	11/4/77 (4 TD)

CONSECUTIVE GAMES		
150	Robbie Gould	10/9/05-11/27/14
83	George Blanda	10/28/51-11/9/58
66	Kevin Butler	9/9/80-9/12/94

TOUCHDOWNS (RUSHES, RECEPTIONS, & RETURNS)

LIFETIME		
125	Walter Payton	1975-87 (110-15-0)
71	Neal Anderson	1986-93 (51-20-0)
59	Rick Casares	1955-64 (49-10-0)

SEASON		
22	Gale Sayers	1965 (14-6-2)
16	Walter Payton	1977; 1979 (14-2-0)
15	Neal Anderson	1989 (11-4-0)

GAME		
16	Gale Sayers vs. SF	12/12/1965 (4-1-1)
4	Last: Bobby Douglass at GB	11/4/1973 (4-0-0)

CONSECUTIVE GAMES		
8	Rick Casares	11/1/59-9/25/60
7	Last: Curtis Conway	9/24-11/12/95

EXTRA POINTS MADE

LIFETIME		
387	Kevin Butler	1985-95
379	Robbie Gould	2005-15
247	George Blanda	1949-58

SEASON		
52	Roger Leclerc	1965
51	Kevin Butler	1985
47	Robbie Gould	2006

GAME		
8	Bob Snyder at NYG	11/14/1943
7	Last: Bob Thomas vs. GB	12/7/1980

EXTRA POINT ATTEMPTS

LIFETIME		
397	Kevin Butler	1985-95
383	Robbie Gould	2005-15
268	Bob Thomas	1975-84

SEASON		
52	Roger Leclerc	1965
51	Ray (Scooter) McLean	1947
47	Robbie Gould	2006
47	George Blanda	1956

GAME		
9	Bob Thomas vs. GB	12/7/1980
8	Roger Leclerc at BAL	11/25/1962
7	George Blanda vs. BAL	10/21/1956
7	Bob Snyder at NYG	11/14/1943

CONSECUTIVE EXTRA POINTS

LIFETIME		
275	Robbie Gould	12/18/05 - 9/22/13
156	George Blanda	10/28/51 - 10/21/56
143	Mac Percival	11/19/67 - 11/4/73

SEASON		
52	Roger Leclerc	1965
51	Kevin Butler	1985
47	Robbie Gould	2006

GAME		
8	Bob Snyder at NYG	11/14/1943
7	Last: Bob Jencks at LA Rams	10/13/1963

FIELD GOALS MADE

LIFETIME		
276	Robbie Gould	2005-15
243	Kevin Butler	1985-95
128	Bob Thomas	1975-84

SEASON		
33	Robbie Gould	2015
32	Robbie Gould	2006
31	Robbie Gould	2007
27	Kevin Butler	1985

GAME		
5	Mac Percival at PHI	10/20/1968
4	Roger Leclerc vs. DET	12/3/1961
4	Last: Cairo Santos, at NE	10/24/2022

LONG		
58	Robbie Gould vs. CIN	9/8/2013
57	Robbie Gould at DEN	12/11/2011
55	Cairo Santos at CAR	10/18/2020
	Mike Nugent at MIN	12/31/2017
	Robbie Gould vs. MIN	11/11/2015
	Kevin Butler at TB	12/12/1993
	Kevin Butler vs. MIN	10/25/1993
	Bob Thomas at LA Rams	11/23/1975

50+ YARDS (LIFETIME)		
23	Robbie Gould	2005-15
16	Kevin Butler	1985-95
13	Paul Edinger	2000-04

50+ YARDS (SEASON)		
7	Robbie Gould	2015
6	Robbie Gould	2011
5	Paul Edinger	2002
5	Kevin Butler	1993

FIELD GOAL ATTEMPTS

LIFETIME		
332	Kevin Butler	1985-95
323	Robbie Gould	2005-15
205	Bob Thomas	1975-84

SEASON		
41	Kevin Butler	1986
39	Robbie Gould	2015
38	Kevin Butler	1985

GAME		
7	Roger Leclerc vs. GB	11/17/1963
6	Last: Kevin Butler at GB	11/8/1987
5	Last: Dindo Mare vs. DET	12/30/2012

CONSECUTIVE FIELD GOALS

LIFETIME		
40	Cairo Santos	9/27/20 - 11/8/21
26	Robbie Gould	12/25/06 - 11/9/10
24	Kevin Butler	10/16/68 - 10/3/89
21	Jeff Jaeger	11/3/96 - 11/6/97

GAME (NO MISSES)		
5	Mac Percival at PHI	10/20/1968
4	Roger Leclerc vs. DET	12/3/1961
4	Last: Cairo Santos at NE	10/24/2022

GAMES		
22	Robbie Gould	10/23/05 - 11/26/06
19	Cairo Santos	9/27/20 - present
16	Robbie Gould	11/11/07 - 11/6/08
16	Robbie Gould	12/20/10 - 12/11/11
13	Kevin Butler	9/9/90 - 12/9/90
13	Kevin Butler	11/10/85 - 10/12/86

FIELD GOAL PCT.

LIFETIME (25+ ATTEMPTS)		
89.7	Cairo Santos	2017, 2020-present (78-of-87)
85.4	Robbie Gould	2005-15 (276-of-323)
82.1	Eddy Piñeiro	2019 (23-of-28)
76.7	Cody Parkey	2018 (23-of-30)

SEASON (10+)		
92.6	Cairo Santos	2020 (25-of-27)
91.3	Cairo Santos	2022 (21-of-23)
89.7	Robbie Gould	2013 (26-of-29)
89.7	Robbie Gould	2008 (26-of-29)

MISSED FIELD GOAL RETURNS

TOUCHDOWNS		
1	Nathan Vasher vs. SF	11/3/2005 (108 yards)
1	Devin Hester at NYG	11/12/2006 (108 yards)

TWO-POINT CONVERSIONS (SINCE 1994)

LIFETIME		
6	Matt Forte	2008-15
2	Adam Shaheen	2017-19
	Martellus Bennett	2013-15
	Brandon Marshall	2012-14

SEASON		
2	Matt Forte	2014
	Martellus Bennett	2014
	Brandon Marshall	2013
1	35 times, Last: Trevon Wesco	2022

GAME		
1	35 times, Last: Trevon Wesco vs. Miami	11/6/22

SAFETIES

LIFETIME		
3	Steve McMichael	1981-93
2	Leonard Floyd	2016-2019

ROOKIE SCORING

POINTS		
144	Kevin Butler	1985 (51 XPs, 31 FGs)
132	Gale Sayers	1965 (22 TDs)
84	Paul Edinger	2000 (21 XPs, 21 FGs)

TOUCHDOWNS		
72	Gale Sayers	1965
12	Matt Forte	2008

	Mike Ditka	1961
	Horton Hill	1954
FIELD GOALS		
31	Kevin Butler	1985
21	Robbie Gould	2005
	Paul Edinger	2000

OPPONENT SCORING

POINTS		
*40	Ernie Nevers at Chi. Cards	11/28/1929
36	Dub Jones at CLE	11/25/1951
24	Jim Taylor vs. GB	11/4/1962
	Lenny Moore at BAL	10/4/1958

TOUCHDOWNS		
16	Dub Jones at CLE	11/25/1951
	Ernie Nevers at Chi. Cards	11/28/2029
4	Jim Taylor vs. GB	11/4/1962
	Lenny Moore at BAL	10/4/1958

FIELD GOALS		
6	Sebastian Janikowski at OAK	11/27/2011
5	Last: Robbie Gould vs. SF	12/3/2017
4	Last: Dan Bailey at MIN	12/29/2019

FIELD GOAL ATTEMPTS		
7	Mike Clark vs. DAL	11/24/1968
6	Last: Sebastian Janikowski at OAK	11/27/2011
5	Last: Robbie Gould vs. SF	12/3/2017

LONG FIELD GOAL		
60	Morten Andersen at NO	10/27/1991
59	Matt Prater vs. DET	1/3/2016
	Matt Prater at DEN	12/11/2011
57	4 times: Last: Greg Zuerlein at NYJ	11/27/2022

CAREER SCORING

			Ru	Rec	PAT	FG	Pts
1	Robbie Gould (k)	2005-15	0	0	0	379/383	276/323 1,207
2	Kevin Butler (k)	1985-95	0	0	0	367/397	243/332 1,116
3	Walter Payton (nb)	1975-87	110	15	0	0	750
4	Bob Thomas (k)	1975-84	0	0	0	245/268	128/205 629
5	George Blanda (k-qb)	1949-58	5	0	0	247/250	88/201 541
6	Paul Edinger (k)	2000-04	0	0	0	133/133	110/146 463
7	Mac Percival (k)	1967-73	0	0	0	159/162	99/182 456
8	Neal Anderson (rb)	1986-93	51	20	0	0	426
9	Matt Forte (rb)	2008-15	45	19	0	0	395
10	Roger Leckler (k)	1960-66	0	0	0	152/158	75/146 377
11	Jack Manders (fb-hb-db-k)	1933-40	11	6	2	133*/	40*/ 367
12	Rick Casares (fb)	1955-64	49	10	0	0	354
13	Gale Sayers (fb)	1965-71	39	9	8	0	336
14	Ken Kavanaugh (e)	1940-41; 45-50	0	50	2	1/1	313
15	Johnny Lujack (qb-k)	1948-51	21	0	0	130/136	4/9 268
16	Jeff Jaeger (k)	1996-99	0	0	0	77/78	63/63 266
17	Joey Stornaman (qb-k)	1922-25; 1927-30	21	4	0	56*/	13*/ 251
18	Horton Hill (e)	1954-61	0	40	0	0	240
19	George McAfee (fb-db)	1940-41; 45-50	22	11	6	0	234
20	Ray "Scooter" McLean (fb-db-k)	1940-47	6	21	3	45/54	0/1 225

* figures not available

CAREER FIELD GOALS					
1	Robbie Gould	2005-15	276	323	85.4
2	Kevin Butler	1985-95	243	332	72.9
3	Bob Thomas	1975-84	128	205	62.4
4	Paul Edinger	2000-04	110	146	75.3
5	Mac Percival	1967-73	99	182	54.4

RUSHING

ATTEMPTS

LIFETIME		
3,838	Walter Payton	1975-87
2,035	Matt Forte	2008-15
1,515	Neal Anderson	1986-93
SEASON		
381	Walter Payton	1984
369	Walter Payton	1979
339	Walter Payton	1977, 1981
GAME		
40	Walter Payton vs. MIN	11/20/1977
39	Walter Payton at BUF	10/17/1979
38	Walter Payton at DAL	11/26/1981

YARDS GAINED

LIFETIME		
16,726	Walter Payton	1975-87
8,602	Matt Forte	2008-15
6,166	Neal Anderson	1986-93
SEASON		
1,852	Walter Payton	1977
1,684	Walter Payton	1984
1,610	Walter Payton	1979
GAME		
275	Walter Payton vs. MIN	11/20/1977
205	Matt Forte vs. CAR	10/2/2011
	Walter Payton at GB	10/30/1977
	Gale Sayers at GB	11/3/1968

LONG		
86	Bill Osmanski (TD)	10/15/1939
85	Pete Stinchcomb (TD)	11/20/2021
82	Beattie Feathers (TD)	10/10/1934

1,000 YARDS

SEASONS		
10	Walter Payton	1976-81, 1983-86
5	Matt Forte	2008, 2010, 2012-14
3	Neal Anderson	1988-90
2	Jordan Howard	2016-17
	Thomas Jones	2005-06
	Anthony Thomas	2001, 2003
	Gale Sayers	1966, 1969

CONSECUTIVE SEASONS		
6	Walter Payton	1976-81
4	Walter Payton	1983-86
3	Neal Anderson	1988-90
	Matt Forte	2012-14

200-YARD GAMES

LIFETIME		
2	Walter Payton	1975-87
1	Matt Forte	2008-15
	Gale Sayers	1965-71

SEASON		
2	Walter Payton	1977
1	Matt Forte	2011
	Gale Sayers	1968

100-YARD GAMES

LIFETIME		
77	Walter Payton	1975-87
24	Matt Forte	2008-15
20	Gale Sayers	1965-71

SEASON		
10	Walter Payton	1977, 1985
9	Walter Payton	1979, 1984
8	Walter Payton	1980

CONSECUTIVE GAMES		
10	Walter Payton	10/13-12/8/85
6	Walter Payton	9/9-10/14/84
5	Walter Payton	11/13-12/11/77

AVERAGE GAIN

LIFETIME (250+ ATTEMPTS)		
6.6	Bobby Douglass	1969-75
5.8	Beattie Feathers	1934-37
5	Gale Sayers	1965-71

SEASON (100+)		
'84	Beattie Feathers	1934
7.1	Justin Fields	2022
6.9	Bobby Douglass	1972

GAME (10+)		
13.2	Justin Fields at DET	1/1/2023
11.9	Justin Fields vs. MIA	11/6/2022
11.8	Joe Maniaci at PIT	10/2/1939
	Last: Justin Fields vs. GB	12/4/2022

TOUCHDOWNS

LIFETIME		
110	Walter Payton	1975-87
51	Neal Anderson	1988-93
49	Rick Casares	1955-64

SEASON		
14	Walter Payton	1977, 1979
	Gale Sayers	1965
13	Walter Payton	1976
12	Neal Anderson	1988
	Rick Casares	1956

GAME		
4	Bobby Douglass at GB	11/4/1973
	Gale Sayers vs. SF	12/12/1965
	Rick Casares vs. PIT	12/6/1959
	Rick Casares at SF	10/26/1956
3	Last: Jordan Howard vs. SF	12/4/2016

CONSECUTIVE GAMES		
7	Walter Payton	10/3-11/14/76
	Gale Sayers	10/26-12/6/69
6	Gale Sayers	10/14-12/19/65
	Rick Casares	11/1-12/6-59
	Johnny Lujack	10/1-11/12/50
	Beattie Feathers	9/30-10/28/34
5	Last: David Montgomery	12/6-1/3/21

ROOKIE RUSHING

ATTEMPTS		
316	Matt Forte	2008
296	Rashaan Salaam	1995
278	Anthony Thomas	2001

YARDS		
1,313	Jordan Howard	2016
1,238	Matt Forte	2008
1,183	Anthony Thomas	2001
1,074	Rashaan Salaam	1995

TOUCHDOWNS

14	Gale Sayers	1965
10	Rashaan Salaam	1995
8	Matt Forte	2008
	Hugh Gallarneau	1941
	Beattie Feathers	1934

OPPONENT RUSHING

ATTEMPTS

39	Jerome Bettis at LA Rams	1/2/1994
37	Cedric Benson at CIN	10/25/2009
36	Egerrin James at ARZ	10/16/2006
	Clinton Portis vs. WAS	10/17/2004

YARDS

224	Adrian Peterson vs. MIN	10/14/2007
216	Ricky Williams at MIA	12/9/2002
211	Adrian Peterson at MIN	12/9/2013

TOUCHDOWNS

16	Ernie Nevers at Chi. Cards	11/28/2029
4	Jim Taylor vs. GB	11/4/1962
	Dub Jones at CLE	11/25/1951
3	Last: Jalen Hurts vs. PHI	12/18/2022

LONG

97	Bobby Gagevs. PIT (TD)	12/4/1949
90	Johnny Johnsonat NY(TD)	9/25/1994
88	Jahvid Bestat DET(TD)	10/10/2011

CAREER RUSHING

CAREER RUSHING

		Att	Yds	Avg	TD	
1	Walter Payton	1975-87	3,838	16,726	4.4	110
2	Matt Forte	2008-15	2,035	8,602	4.2	42
3	Neal Anderson	1986-93	1,515	6,165	4.1	51
4	Rick Casares (fb)	1955-64	1,386	5,657	4.1	49
5	Gale Sayers	1955-71	991	4,956	5	39
6	Thomas Jones	2004-06	850	3,493	4.1	22
7	Jordan Howard	2016-18	778	3,370	4.3	24
8	Anthony Thomas	2001-04	858	3,332	3.9	21
9	Roland Harper (fb)	1975-78,80-82	757	3,044	4	15
10	Willie Galtmore	1957-63	670	2,985	4.5	26
11	Matt Suhey (fb)	1960-69	829	2,346	3.6	20
12	Ronnie Bull (fb/fb)	1962-70	787	2,871	3.7	9
13	Bronko Nagurski (fb)	1930-37, 43	633	2,778	4.4	18
14	Bobby Douglass (qb)	1969-75	373	2,470	6.6	20
15	Ray Nolting	1936-43	508	2,285	4.5	16
16	Raymont Harris	1994-97	592	2,248	3.8	15
17	George Gulyanics	1947-52	609	2,081	4.1	19
18	Brad Muster (fb)	1988-92	455	2,014	4.4	20
19	James Allen	1998-2001	515	1,978	3.8	4
20	Gary Famielletti	1938-45	505	1,927	3.8	20
21	Beattie Feathers	1934-37	320	1,846	5.8	14
22	Bill Osmanski (fb)	1939-43, 46-47	368	1,753	4.8	20
23	George McAfee	1940-41,45-50	341	1,685	4.9	22
24	Rashaan Salaam	1995-97	470	1,682	3.6	13
25	Jim Harbaugh (qb)	1987-93	296	1,609	5.4	15

1,000-YARD RUSHING SEASONS

Rk.	Player	Season	Yards
1	Walter Payton	1977	1,852
2	Walter Payton	1964	1,654
3	Walter Payton	1979	1,610
4	Walter Payton	1985	1,551
5	Walter Payton	1980	1,460
6	Walter Payton	1983	1,421
7	Walter Payton	1978	1,395
8	Walter Payton	1976	1,390
9	Matt Forte	2013	1,339
10	Thomas Jones	2005	1,335
11	Walter Payton	1986	1,333
12	Jordan Howard	2016	1,313
13	Neal Anderson	1989	1,275
14	Matt Forte	2008	1,238
15	Gale Sayers	1966	1,231
16	Walter Payton	1981	1,221
17	Thomas Jones	2006	1,210
18	Anthony Thomas	2001	1,183
19	Rick Casares	1956	1,126
20	Jordan Howard	2017	1,122
21	James Allen	2000	1,120
22	Neal Anderson	1988	1,106
23	Matt Forte	2012	1,094
24	Neal Anderson	1990	1,076
25	Rashaan Salaam	1995	1,074
26	Matt Forte	2010	1,069
27	Matt Forte	2014	1,038
28	Raymont Harris	1997	1,033
29	Gale Sayers	1969	1,032
30	Anthony Thomas	2003	1,024
31	Beattie Feathers	1934	1,004

PASSING

QB RATING

LIFETIME (400+ ATTEMPTS)		
87.2	Mitchell Trubisky	2017-20
85.2	Jay Cutler	2009-16
80.7	Erik Kramer	1994-98

SEASON (100+ ATTEMPTS)		
109.0	Josh McCown	2013
107.8	Sid Luckman	1943
98.0	Brian Hoyer	2016

ATTEMPTS

LIFETIME		
3,271	Jay Cutler	2009-16
1,759	Jim Harbaugh	1987-93
1,744	Sid Luckman	1939-50

SEASON		
561	Jay Cutler	2014
555	Jay Cutler	2009
522	Erik Kramer	1995

GAME

60	Erik Kramer vs. NYJ	11/16/1997
57	Bill Wade at WAS	10/25/1964
54	Mitchell Trubisky vs. NO	10/20/2019

COMPLETIONS

LIFETIME		
2,020	Jay Cutler	2009-16
1,023	Jim Harbaugh	1987-93
1,010	Mitchell Trubisky	2017-20
913	Erik Kramer	1994-98

SEASON

370	Jay Cutler	2014
336	Jay Cutler	2009
326	Mitchell Trubisky	2019

GAME

38	Nick Foles at TEN	11/9/2020
	Josh McCown at STL	11/24/2013
34	Mitchell Trubisky vs. NO	10/20/2019
	Jay Cutler vs. BUF	9/7/2014
	Brian Griese at DET	9/30/2007
	Jim Miller vs. MIN	11/14/1999
33	Bill Wade at WAS	10/25/1964
	Brian Hoyer at IND	10/3/2016
	Mitchell Trubisky vs. GB	1/3/2021

CONSECUTIVE

15	Shane Matthews vs. NE	12/10/2000
14	Steve Walsh at MIN	12/1/1994
13	Jim Harbaugh at GB	10/23/1992
	Rudy Bukich	11/22/1926/64

LONG

98	Bill Wade at DET (TD to Farrington)	10/8/1961
93	Jack Concannon vs. STL Cards (TD to Gordon)	11/19/1967
91	Ed Brown vs. SF (TD to Devereal)	10/16/1960

COMPLETION PERCENTAGE

LIFETIME (300+ COMPLETIONS)		
64.0	Mitchell Trubisky	2017-20 (1,010 of 1,577)
61.8	Jay Cutler	2009-16 (2,020 of 3,270)
61.1	Shane Matthews	1996, 99-01 (366 of 599)

SEASON (75+ COMPLETIONS)

67.0	Brian Hoyer	2016 (134 of 200)
	Mitchell Trubisky	2020 (199 of 297)
66.6	Mitchell Trubisky	2018 (289 of 434)
66.5	Josh McCown	2013 (149 of 224)

GAME (10+ COMPLETIONS)

86.7	Bob Williams vs. DAL	10/12/1952 (13 of 15)
86.2	Mitchell Trubisky vs. SF	12/23/2018 (25 of 28)
83.3	Bill Wade vs. BAL	11/8/1964 (10 of 12)
	Ed Brown at DET	11/20/1955 (15 of 18)
	Gene Ronzani vs. DET	10/22/1944 (10 of 12)

YARDS

LIFETIME		
23,443	Jay Cutler	2009-16
14,686	Sid Luckman	1939-50
11,567	Jim Harbaugh	1987-93
11,203	Jim McMahon	1982-88

SEASON

3,838	Erik Kramer	1995
3,812	Jay Cutler	2014
3,666	Jay Cutler	2009

GAME

468	Johnny Lujack vs. Chi. Cards	12/11/1949
466	Bill Wade at DAL	11/18/1962
433	Sid Luckman at NYG	11/14/1943

300-YARD GAMES

LIFETIME		
16	Jay Cutler	2009-16
9	Bill Wade	1961-66
7	Mitchell Trubisky	2017-19

SEASON	Erik Kramer	1994-98
4	Mitchell Trubisky Brian Hoyer Jay Cutler Bill Wade	2018 2016 2014 1982

CONSECUTIVE GAMES	Brian Hoyer	9/25-10/16/16
3	Mitchell Trubisky Josh McCown	9/30-10/21/18 11/24-12/9/13
2	Last: Jay Cutler	9/29-10/6/13

TOUCHDOWN PASSES		
LIFETIME	Jay Cutler	2009-16
137	Sid Luckman	1939-50
68	Bill Wade	1961-66
64	Mitchell Trubisky	2017-20

SEASON	Erik Kramer	1995
29	Jay Cutler	2014
28	Sid Luckman	1943
27	Jay Cutler	2009

GAME	Sid Luckman at NYG	11/14/1943
6	Mitchell Trubisky vs. TB	9/30/2018
5	Johnny Lujack vs. Chi. Cards	12/11/1949
6	Ray Buhvid vs. Chi. Cards	12/5/1937

CONSECUTIVE GAMES	Sid Luckman	11/23-12/16/44
19	Jay Cutler	11/10/2013-12/15/14
14	Sid Luckman	10/12/47-10/17/48

PASSES INTERCEPTED		
LIFETIME	Sid Luckman	1939-50
132	Jay Cutler	2009-16
109	Ed Brown	1954-61
88		

SEASON	Sid Luckman	1947
31	Jay Cutler	2009
26	Bill Wade	1962
24	George Blanda	1953

GAME	Edmund (Zeke) Bratkowski at BAL	10/2/1969
7	Last: Matt Barkler vs. WAS	12/24/2016
5		

PASSES NOT INTERCEPTED		
CONSECUTIVE	Kyle Orton	9/28-11/30/08
205	Brian Hoyer	9/19-10/20/16
200	Erik Kramer	11/19-12/24/95
174		

GAME	Mitchell Trubisky vs. NO	10/20/19
54	Nick Foles at TEN	11/8/20
52	Erik Kramer at MIA	10/27/87

LOWEST INTERCEPTION PCT.		
LIFETIME (400+ ATTEMPTS)	Mitchell Trubisky	2017-20 (37 int, 1,577 att)
2.34	Jim Miller	1998-2002 (26 int, 965 att)
2.69	Erik Kramer	1954-98 (45 int, 1,557 att)
2.89		

SEASON (100+ ATTEMPTS)	Brian Hoyer	2016 (0 int, 200 att)
0.0	Josh McCown	2013 (1 int, 224 att)
0.4	Jim McMahon	1984 (2 int, 143 att)

AVERAGE GAIN PER ATTEMPT		
LIFETIME (400+ PASSES)	Sid Luckman	1939-50
8.42	Bernie Masterson	1934-40
8.23	Johnny Lujack	1948-51
7.79		

SEASON (100+)	Sid Luckman	1943
10.86	Sid Luckman	1941
9.924	Ed Brown	1956

GAME (10+)	Charlie O'Rourke at DET	11/22/1942
17.1	Sid Luckman at Cle. Rams	10/5/1941
16.9	Gene Ronzani vs. DET	10/22/1944

ROOKIE PASSING		
ATTEMPTS	Kyle Orton	2005
368	Mitchell Trubisky	2017
330	Cade McNowen	1999
235		

COMPLETIONS	Mitchell Trubisky	2017
196	Kyle Orton	2005
190	Cade McNowen	1999
127		

YARDS	Mitchell Trubisky	2017
2,193	Kyle Orton	2005
1,869	Jim McMahon	1982
1,501		

TOUCHDOWNS	Kyle Orton	2005
9	Jim McMahon	1982
8	Cade McNowen	1999
	Zeke Bratkowski	1954

INTERCEPTIONS	Zeke Bratkowski	1954
17	Kyle Orton	2005
13	Bob Avellini	1975

OPPONENT PASSING		
ATTEMPTS	Brian Griese vs. DET	9/21/2008
67	Matthew Stafford vs. DET	11/13/2011
63	Randall Cunningham vs. PHI	10/2/1989
62		

COMPLETIONS	Brad Johnson at TB	11/8/2001
40	Aaron Rodgers at GB	10/20/2016
39	Brian Griese vs. TB	9/21/2008
38		

YARDS	Vince Ferragamo at LA Rams	12/26/1982
509	Tommy Kramer at MIN	9/19/1985
436	Brian Griese vs. TB	9/21/2008
407		

TOUCHDOWNS	Aaron Rodgers at NYG	11/9/2014
6	Tom Brady at NE	10/26/2014
5	Aaron Rodgers at GB	12/25/2011
	Kurt Warner vs. ARZ	11/8/2009
	Carson Palmer at CIN	10/25/2009
	Brett Favre at GB	11/12/1995
	Tommy Kramer at MIN	11/28/1982
	Steve Spurrier vs. SF	11/19/1972
	Last: Aaron Rodgers at Green Bay	9/28/2017

INTERCEPTIONS	Last: Tony Rono at SE DAL	10/1/2012
5	Last: Jared Goff vs. LAR	12/9/2018
4		

CONSECUTIVE COMPLETIONS	Kirk Cousins at MIN	10/9/2022
17	Brad Johnson at MIN	1/1/2006
12	Jim Hart at StL. Cards	9/25/1977

LONG	Gus Fierrote at MIN (TD)	11/30/2009
199	Brett Favre vs. GB(TD)	9/11/1995
	Sonny Jurgensen vs. WAS(TD)	9/15/1968
	Charlie Batch vs. DET(TD)	10/4/1998
	Bernie Kosar at Cle(TD)	10/13/1989
	Pat Coffee vs. Chi. Cards(TD)	12/5/1937

TIMES SACKED	Archie Manning vs. MIN	10/28/1984
11	Guido Merkins at PHI	10/4/1987
10	Fran Tarkenton vs. MIN	12/17/1961

CAREER PASSING											
By Yards (Min. 400+ Att.)											
Years	Att.	Comp	One%	Yards	Yd/Att	Td	Int	Int%	Rate		
2009-16	3,271	2,028	61.8	23,443	7.2	154.4	109.3	3.3	85.2		
1	Jay Cutler	1939-50	1,744	904	51.8	14,686	8.4	137.7	132.7	75	
2	Sid Luckman	1987-93	1,799	1,023	58.1	11,567	6.5	50.2	56.3	74.2	
3	Jim Harbaugh	1982-88	1,513	874	57.8	11,203	7.3	67.4	56.3	80.4	
4	Jim McMahon	1994-98	1,557	918	58.8	16,362	6.8	63.4	45.2	80.7	
5	Erik Kramer	1961-66	1,407	767	54.5	9,958	7	68	4.8	66.4	73.4
6	Bill Wade	1954-61	1,246	607	48.7	6,698	7.7	63	5.1	68.7	62.5
7	Ed Brown	2017-19s	1,280	811	63.3	8,554	6.7	48	3.8	29.2	65.3
8	Mitchell Trubisky	1948-51	808	404	50	2,995	7.7	41	5.1	54.6	67.8
9	Johnny Lujack	1958-59, 62-68	878	474	54	6,254	7.1	46	5.2	45.1	72.8
10	Rudy Bukich	1985-90	915	454	49.6	6,247	6.8	33	3.4	47.5	62.5
11	Mike Tomczak	2003-08	962	521	54.2	6,164	6.4	33	3.4	35.3	70.1
12	Rex Grossman	1999-2002	965	565	5.8	5,867	6	34	3.5	26.2	76.7
13	Jim Miller	2005-08	913	505	55.3	3,319	5.8	30	3.3	27.1	71.1
14	Kyle Orton	1993-96, 99-01	599	366	61.1	3,461	5.7	19	3.2	18.3	75.1
15	Shane Matthews										

RECEIVING		
RECEPTIONS		
LIFETIME	Walter Payton	1975-87
452	Johnny Morris	1958-67
356	Marty Booker	1999-2003, 2008
329	Curtis Conway	1993-99

SEASON	Brandon Marshall	2012
118	Matt Forte	2014
102	Allen Robinson II	2020
	Brandon Marshall	2013
100	Marty Booker	2001
	Allen Robinson II	2019

GAME	Jim Keane at NYG	10/23/1949
14	Bobby Doug at STL	10/26/1999
13	Mike Ding at WAS	10/25/1994
13	Last: Tarik Cohen at NYG	12/12/2018

CONSECUTIVE GAMES		
-------------------	--	--

60	Marty Booker	9/24/00-12/28/03; 9/7-9/21/08
57	Bobby Engram	10/6/96-9/17/00
55	Alshon Jeffery	12/23/12-1/1/17

YARDS

LIFETIME		
5,059	Johnny Morris	1958-67
4,616	Harlon Hill	1954-61
4,549	Alshon Jeffery	2012-16

SEASON		
1,508	Brandon Marshall	2012
1,421	Alshon Jeffery	2013
1,400	Marcus Robinson	1999

GAME		
249	Alshon Jeffery at MIN	12/1/2013
218	Alshon Jeffery vs. NO	10/6/2013
214	Harlon Hill at SF	10/31/1954

LONG		
98	John Farrington (TD)	10/8/1961
93	Dick Gordon (TD)	11/19/1967
91	Willard Dewveall (TD)	10/16/1960

1,000 YARDS

SEASONS		
2	Alshon Jeffery	2013-14
	Brandon Marshall	2012-13
	Marty Booker	2001-02
	Curtis Conway	1995-96
	Harlon Hill	1954, 1956
	Allen Robinson II	2019-20

100-YARD GAMES

LIFETIME		
19	Harlon Hill	1954-61
15	Brandon Marshall	2012-14
	Johnny Morris	1958-67
14	Mike Ditka	1961-66

SEASON		
7	Brandon Marshall	2012
	Jeff Graham	1995
	Harlon Hill	1954
	Ken Kavanaugh	1947
6	Brandon Marshall	2013
	Johnny Morris	1964
	Harlon Hill	1956
5	Alshon Jeffery	2013
	Marcus Robinson	1999
	Mike Ditka	1961

CONSECUTIVE GAMES		
3	Alshon Jeffery	10/18-11/9/15
	Jeff Graham	11/5-11/19/95
	Harlon Hill	11/11-11/25/56
2	Last: Cameron Meredith	12/18-12/24/16

AVERAGE GAIN

LIFETIME (100+ ATTEMPTS)		
22.4	Ken Kavanaugh	1940-41, 45-50
21.7	Ray (Scooter) McLean	1940-47
20.4	Harlon Hill	1954-61

SEASON (30+)		
25.6	Ken Kavanaugh	1947
25	Harlon Hill	1954
24	Harlon Hill	1956

GAME (4+)		
44.8	Dick Gordon vs. StL Cards	11/19/1967
41	Ricky Proehl at DET	11/27/1997
37.5	Gene Schroeder vs. Chi. Cards	12/16/1951

TOUCHDOWNS

LIFETIME		
50	Ken Kavanaugh	1940-41, 45-50
40	Harlon Hill	1954-61
35	Dick Gordon	1965-71

SEASON		
13	Dick Gordon	1970
	Ken Kavanaugh	1947
12	Brandon Marshall	2013
	Curtis Conway	1995
	Mike Ditka	1961
	Harlon Hill	1954

GAME		
4	Mike Ditka at L.A. Rams	10/13/1963
	Harlon Hill at SF	10/31/1954
3	Last: Taylor Gabriel at WAS	9/23/2019

CONSECUTIVE GAMES		
7	Curtis Conway	9/24-11/12/95
	Ken Kavanaugh	11/2-12/14/47
5	Dennis McKinnon	9/6-10/5/85
	Mike Ditka	10/22-11/19/61

ROOKIE RECEIVING

RECEPTIONS		
63	Matt Forte	2008
61	Darnell Mooney	2020
56	Mike Ditka	1961
53	Tank Cohen	2017

YARDS		
1,124	Harlon Hill	1954
1,076	Mike Ditka	1961
836	Willie Gault	1983

TOUCHDOWNS		
12	Mike Ditka	1961
	Harlon Hill	1954
8	Willie Gault	1983

OPPONENT RECEIVING

RECEPTIONS		
20	Terrell Owens at SF	12/17/2000
14	Steve Smith vs. CAR	10/26/2005
	Herman Moore at DET	12/4/1995
13	3 Times: Leston Diggs vs. MIN	11/18/2010

YARDS		
283	Terrell Owens at SF	12/17/2000
225	Bernie Casey vs. SF	11/13/1966
204	Marshall Faulk at STL	12/26/1999
	Randy Moss vs. MIN	11/14/1999

TOUCHDOWNS		
3	Last: Larry Fitzgerald vs. ARZ	9/20/2015

LONG		
199	Bernard Berrian at MIN (TD)	11/30/2008
	Robert Brooks vs. GB (TD)	9/11/1995
	Gerry Allen vs. WAS (TD)	9/15/1968
98	Johnnie Morton vs. DET (TD)	10/4/1998

CAREER RECEIVING

YARDS			Yards	Rec	Avg	TD
1	Johnny Morris (wr)	1958-67	5,059	356	14.2	31
2	Harlon Hill (wr)	1954-61	4,616	226	20.4	40
3	Alshon Jeffery (wr)	2012-16	4,549	304	15	26
4	Walter Payton (rb)	1975-87	4,538	492	9.2	15
5	Mike Ditka (te)	1961-66	4,503	316	14.3	34
6	Curtis Conway (wr)	1993-99	4,498	329	13.7	31
7	Matt Forte (rb)	2008-15	4,116	487	8.5	19
8	Marty Booker (wr)	1999-2003; 08	3,895	329	11.8	25
9	Willie Gault (wr)	1983-87	3,650	184	19.8	27
10	Ken Kavanaugh (e)	1940-41; 45-50	3,626	162	22.4	50
11	Dick Gordon (wr)	1965-71	3,550	238	14.9	35
12	Brandon Marshall (wr)	2012-14	3,524	279	12.5	31
13	James Scott (wr)	1976-80; 82	3,202	177	18.1	20
14	Jim Dooley (wr)	1952-54; 56-57; 59-62	3,172	211	15	16
15	Jim Keane (e)	1946-51	3,031	206	14.7	23
16	Wendell Davis (wr)	1988-93	3,000	207	14.5	14
17	Dennis McKinnon (wr)	1983-85; 87-89	2,840	180	15.8	21
18	Bobby Engram (wr)	1996-2000	2,831	246	11.5	17
19	Bill McColl (e)	1952-59	2,815	201	14	25
20	Devin Hester (wr)	2006-13	2,807	217	12.9	14
21	Nal Anderson (rb)	1986-93	2,763	302	9.1	20
22	Emery Moorehead (te)	1981-88	2,730	200	13.7	14
23	Marcus Robinson (wr)	1998-2002	2,695	187	14.4	20
24	Desmond Clark (te)	2003-10	2,639	242	10.9	18
25	Earl Bennett (wr)	2008-13	2,277	185	12.3	12

RECEPTIONS			Rec	Yards	Avg	TDs
1	Walter Payton (rb)	1975-87	492	4,538	9.2	15
2	Matt Forte (rb)	2008-15	487	4,116	8.5	19
3	Johnny Morris (wr)	1958-67	356	5,059	14.2	31
4	Marty Booker (wr)	1999-2003; 08	329	3,895	11.8	25
5	Curtis Conway (wr)	1993-99	329	4,498	13.7	31
6	Mike Ditka (te)	1961-66	316	4,503	14.3	34
7	Alshon Jeffery (wr)	2012-16	304	4,549	15	26
8	Neal Anderson (rb)	1986-93	302	2,763	9.1	20
9	Brandon Marshall (wr)	2012-14	279	3,524	12.5	31
10	Matt Suhey (fb)	1980-89	259	2,109	8.1	5
11	Allen Robinson II (wr)	2017-present	253	314	12.3	17
12	Bobby Engram (wr)	1996-2000	246	2,831	11.5	17
13	Desmond Clark (te)	2003-10	242	2,639	10.9	18
14	Dick Gordon (wr)	1965-71	238	3,550	14.9	35
15	Earl Bennett (wr)	2008-13	226	4,516	20.4	40
16	Devin Hester (wr)	2006-13	217	2,807	12.9	14
17	Jim Dooley (wr)	1952-54; 56-57; 59-62	211	3,172	15	16
18	Martellus Bennett (te)	2013-15	208	2,114	10.2	14
19	Wendell Davis (wr)	1988-93	207	3,000	14.5	14
20	Jim Keane (e)	1946-51	206	3,031	14.7	23
21	Bill McColl (e)	1952-59	201	2,815	14	25
22	Emery Moorehead (te)	1981-88	200	2,730	13.7	14
23	Greg Olsen (te)	2007-10	194	1,981	10.2	20
24	Marcus Robinson (wr)	1998-2002	187	2,695	14.4	20
25	Earl Bennett (wr)	2008-13	185	2,277	12.3	11
26	Willie Gault (wr)	1983-87	184	3,650	19.8	27

1,000-YARD RECEIVERS

Rank	Player	Season	Yards
1	Brandon Marshall	2012	1,508
2	Alshon Jeffery	2013	1,421
3	Marcus Robinson	1999	1,400
4	Jeff Graham	1995	1,301
5	Brandon Marshall	2013	1,295
6	Johnny Morris	1964	1,200
7	Marty Booker	2002	1,189
8	Allen Robinson II	2019	1,147
9	Alshon Jeffery	2014	1,133
10	Harlon Hill	1956	1,128
11	Harlon Hill	1954	1,124
12	Mike Ditka	1961	1,076

13	Marty Booker	2001	1,071
14	Curtis Conway	1996	1,049
15	Curtis Conway	1995	1,037
16	Dick Gordon	1970	1,026

SACKS

ALL SACK STATISTICS PRIOR TO 1982 ARE UNOFFICIAL (SINCE 1970)

LIFETIME			
124.5	Richard Dent	1983-93	95
92.5	Steve McMichael	1981-93	
82	Dan Hampton	1979-90	
SEASON			
18.5	Robert Quinn	2021 (16 games)	
17.5	Richard Dent	1984 (16 games)	
17	Richard Dent	1985 (16 games)	
GAME			
4.5	Richard Dent vs. LA Raiders	11/4/1984	
	Richard Dent at LA Raiders	12/27/1987	
4	Jim Osborne vs. MIN	9/23/1973	
	Alex Brown at NYG	11/7/2004	
CONSECUTIVE GAMES (AT LEAST 5 SACK)			
9	Robert Quinn	11/8/21-9/21	
8	Rosevelt Colvin	12/23/01-10/7/02	
7	Alonso Spellman	12/19/94-9/17/95	
6	Steve McMichael	10/29-12/3/89	

ROOKIE SACKS

ROOKIE SACKS			
12.0	Mark Anderson (DE)	2006	
9.0	Wally Chambers (DT)	1973H	
8.0	Brian Urlacher (LB)	2000	

CAREER SACKS			
	Years		Sacks
1	Richard Dent	1983-93	95
2	Steve McMichael	1982-93	92.5
3	Dan Hampton	1982-90	57
4	Alex Brown	2002-09	43.5
5	Tracy Armstrong	1989-94	42
	Adewalé Ogunlewe	2004-09	42

PUNTS

PUNTS

LIFETIME			
884	Bob Parsons	1972-83	
878	Brad Maynard	2001-10	
833	Bobby Joe Green	1982-73	
SEASON			
114	Bob Parsons	1981	
108	Brad Maynard	2004	
99	Bob Parsons	1976	
GAME			
14	Keith Moleworth	12/10/1933	
12	Todd Sauerbrun	10/5/1997	
11	Last: Adam Podlesh	12/11/2011	

YARDS

LIFETIME			
36,781	Brad Maynard	2001-10	
35,057	Bobby Joe Green	1982-73	
34,180	Bob Parsons	1972-83	
SEASON			
4,638	Brad Maynard	2004	
4,531	Bob Parsons	1981	
4,087	Pat O'Donnell	2017	
GAME			
526	Adam Podlesh at DEN	12/11/2011	
524	Todd Sauerbrun vs. NO	10/5/1997	
517	Keith Moleworth vs. GB	12/10/1933	
LONG			
94	Joe Lintzsch vs. NYG	11/15/1931	
87	Dave Finzer vs. NO	10/7/1984	
81	Bob Parsons vs. NE	12/5/1982	

GROSS AVERAGE

LIFETIME (75+ PUNTS)			
45.0	Pat O'Donnell	2014-20	
44.5	George Gulyanics	1947-52	
42.3	Adam Podlesh	2011-13	
SEASON (30+)			
47	Pat O'Donnell	2017	
46.5	Bobby Joe Green	1983	
45.7	Pat O'Donnell	2020	
GAME (4+)			
57.4	Pat O'Donnell at Denver	9/15/2019	
57.3	Fred Morrison vs. LA Rams	11/16/1952	
54.6	Maury Buford vs. Green Bay	10/21/1985	

INSIDE 20

LIFETIME			
284	Brad Maynard	2001-10	
181	Pat O'Donnell	2014-20	
158	Bob Parsons	1972-83	

SEASON			
40	Brad Maynard	2008	
36	Brad Maynard	2001	
34	Adam Podlesh	2012	
	Brad Maynard	2004	

GAME			
6	Brad Maynard at GB	12/9/2001	
5	Brad Maynard at MIN	11/30/2008	
	Brad Maynard vs. TB	12/17/2006	
	Bob Parsons at HOU	11/6/1977	

HAD BLOCKED

LIFETIME			
5	Ed Brown	1954-61	
	Bob Parsons	1972-83	
	Maury Buford	1985-86, 89-91	
4	Pat O'Donnell	2014-19	

SEASON			
2	Brad Maynard	2003	
	Ray Stachowicz	1983	
	Jon Kilgore	1968	

GAME			
2	Ray Stachowicz at MIN	12/11/1983	
	Jon Kilgore at LAR	12/8/1968	
1	Last: Trenton Gill vs. MIA	11/6/2022	

ROOKIE PUNTING

PUNTS			
83	Dave Finzer	1984	
71	Pat O'Donnell	2014	

AVERAGE			
44.8	George Gulyanics	1947	
44	Pat O'Donnell	2016	

OPPONENT PUNTING

PUNTS			
14	Dick Nesbitt vs. Chi. Cards	11/30/1933	
11	Last: Dustin Colquhoun vs. KC	12/4/2011	

AVERAGE			
'61.8	Bob Cifers vs. DET	11/24/1946	
57.5	Craig Henrich at TEN	10/25/1998	
56.7	Jeff Locke vs. MIN	9/15/2013	

LONG			
84	Doug Russell vs. Chi. Cards	9/11/1938	
83	Bryan Anger at DAL	10/30/2022	
80	Shane Lechler at GAK	11/27/2011	

CAREER PUNTING

CAREER PUNTING	(75+ Punts)	Years	Punts	Yards	Gross Avg
1	Pat O'Donnell	2014-2021	438	19,662	44.9
2	George Gulyanics	1947-52	113	5,032	44.5
3	Adam Podlesh	2011-13	238	10,965	42.3
4	Todd Sauerbrun	1955-99	328	13,849	42.2
5	Bobby Joe Green	1982-73	833	35,057	42.1
6	Brad Maynard	2001-10	878	36,781	41.9
7	Fred 'Curley' Morrison	1950-53	243	10,170	41.9
8	Bryan Wagner	1987-88	115	4,743	41.2
9	Maury Buford	1985-86; 89-91	354	14,491	40.9
10	Ed Brown	1954-61	343	13,912	40.6

RETURNS

PUNT RETURNS

LIFETIME			
284	Devin Hester	2006-13	
127	Dennis McKinnon	1983-85, 87-89	
123	Jeff Fisher	1981-84	

SEASON			
58	Jeff Fisher	1984	
47	Low Barnes	1986	
47	Devin Hester	2006	

GAME			
8	Jeff Fisher at DET	12/16/1984	
7	R.W. McQuarters vs. WAS	10/17/2004	
	Dennis McKinnon at GB	12/4/1983	
	Steve Schubert at TB	12/4/1977	
	Ron Smith at CLE	10/15/1972	
	George McFee vs. GB	10/15/1950	
6	Last: Devin Hester at GAK	11/11/2007	

PUNT RETURN YARDS

LIFETIME			
3,241	Devin Hester	2006-13	
1,431	George McFee	1940-41, 45-50	
1,171	Dennis McKinnon	1983-85, 87-89	

SEASON			
651	Devin Hester	2007	
600	Devin Hester	2006	
564	Devin Hester	2010	

GAME		
152	Devin Hester at ARZ	10/16/2006
143	Devin Hester vs. KC	9/16/2007
134	Gale Sayers vs. SF	12/12/1965
	Dennis McKinnon vs. NYG	9/14/1987
LONG		
97	Jakeem Grant Sr. at GB (TD)	12/12/2021
95	Johnny Bailey vs. KC(TD)	12/29/1990
94	Dennis McKinnon vs. NYG(TD)	9/14/1987
93	Glyn Milburn at TB(TD)	9/20/1998

PUNT RETURN AVERAGE		
LIFETIME (50+ RETURNS)		
*12.8	George McAfee	1940-41, 45-50
12.3	Devin Hester	2006-13
11.3	J.R. Boone	1948-51
SEASON (15+ RETURNS)		
17.1	Devin Hester	2010
16.2	Devin Hester	2011
15.5	Devin Hester	2007
GAME (3+)		
40.7	Devin Hester vs. DET	11/13/2011
36	George McAfee vs. LA Rams	10/10/1948
34	Ray (Scooter) McLean vs. Chi. Cards	10/11/1942

PUNT RETURN TOUCHDOWNS		
LIFETIME		
*13	Devin Hester	2006-13
3	Dennis McKinnon	1983-85, 87-89
	Steve Schubert	1975-79
	Ray (Scooter) McLean	1940-47
2	R.W. McQuarters	2000-04
	Gale Sayers	1965-71
	George McAfee	1940-41, 45-50
SEASON		
14	Devin Hester	2007
3	Devin Hester	2010
	Devin Hester	2006
	Devin Hester	2011
	Dennis McKinnon	1987
GAME		
1	Last: Bryce Callahan at MIN	12/31/2017

FAIR CATCHES		
LIFETIME		
79	Devin Hester	2006-13
66	Glyn Milburn	1998-2001
55	Tarik Cohen	2017-19
SEASON		
26	Glyn Milburn	2000
22	Marc Mariani	2015
21	Tarik Cohen	2018
	Steve Schubert	1978
GAME		
6	Bobby Engram vs. MIN	9/15/1996
5	Last: J.E. Devin Hester at DEN	12/11/2011
4	Last: J.E. Tarik Cohen vs. MIN	9/29/2018

KICKOFF RETURNS		
LIFETIME		
222	Devin Hester	2006-13
192	Glyn Milburn	1998-2001
	Dennis Gentry	1982-92
119	Jerry Azumah	1999-2005
SEASON		
63	Glyn Milburn	2000
62	Glyn Milburn	1998
61	Glyn Milburn	1999
GAME		
10	Chris Williams at GB	11/9/2014
9	Ahmad Merritt at SF	9/7/2003
8	Brian Baschnagel at IND	11/6/1977

KICKOFF RETURN YARDS		
LIFETIME		
5,504	Devin Hester	2006-13
4,596	Glyn Milburn	1998-2001
4,353	Dennis Gentry	1982-92
SEASON		
1,550	Glyn Milburn	1998
1,468	Glyn Milburn	2000
1,436	Devin Hester	2013
GAME		
288	Chris Williams at GB	11/9/2014
249	Devin Hester vs. MIN	9/15/2013
225	Devin Hester at STL	12/11/2006
LONG		
104	Cordarrelle Patterson vs. MIN (TD)	11/16/2020
103	Gale Sayers at PIT (TD)	9/17/1967
102	Cordarrelle Patterson vs. NO (TD)	10/20/2019
102	Johnny Knox vs. DET (TD)	10/4/2009

KICKOFF RETURN AVERAGE		
LIFETIME (50+ RETURNS)		
30.6	Gale Sayers	1965-71
29.2	Cordarrelle Patterson	2019-20
26.8	Daniel Manning	2006-10
SEASON (1+ PER GAME)		
37.7	Gale Sayers	1967
32.7	Cecil Turner	1970
31.7	Walter Payton	1975
GAME (3+)		
56.3	Devin Hester at STL	12/11/2006
52	Cecil Turner at NYG	9/19/1970
48.7	Dick Gordon at LA Rams	9/16/1966

KICKOFF RETURN TOUCHDOWNS		
LIFETIME		
16	Gale Sayers	1965-71
5	Devin Hester	2006-13
4	Cecil Turner	1968-73
SEASON		
14	Cecil Turner	1970
3	Gale Sayers	1967
2	Last: Devin Hester	2007
GAME		
12	Devin Hester at STL	12/11/2006
1	Last: Cordarrelle Patterson vs. NO	10/20/2019

COMBINED RETURNS		
SEASON		
98	Glyn Milburn	2000 (p-35, k-63)
91	Glyn Milburn	1999 (p-30, k-61)
87	Glyn Milburn	1998 (p-25, k-62)
COMBINED RETURN YARDS		
LIFETIME		
8,745	Devin Hester	2006-13 (p-3,241, k-5,504)
5,566	Glyn Milburn	1998-2001 (p-970, k-4,596)
4,477	Dennis Gentry	1982-92 (p-124, k-4,353)
SEASON		
1,841	Glyn Milburn	1999 (p-291, k-1,550)
1,772	Glyn Milburn	1998 (p-346, k-1,426)
1,768	Glyn Milburn	2000 (p-300, k-1,468)
GAME		
314	Devin Hester at DET	9/30/2007 (p-95, k-219)
249	Devin Hester vs. MIN	9/15/2013 (p-0, k-249)
246	Devin Hester at STL	12/11/2006 (p-21, k-225)

COMBINED TOUCHDOWNS		
LIFETIME		
*18	Devin Hester	2006-13 (p-13, k-5)
8	Gale Sayers	1965-71 (p-2, k-6)
4	Cecil Turner	1968-73 (p-0, k-4)
SEASON		
*6	Devin Hester	2007 (p-4, k-2)
5	Devin Hester	2006 (p-3, k-2)
4	Cecil Turner	1970(k-4)
	Gale Sayers	1967 (p-1, k-3)
GAME		
12	Devin Hester vs. DEN	11/25/2007
	Devin Hester at STL	12/11/2006

ROOKIE RETURNS		
RETURNS		
*57	Low Barnes	1986
47	Devin Hester	2006
43	Jeff Fisher	1981
YARDS		
600	Devin Hester	2006
509	Jeff Fisher	1981
482	Low Barnes	1986
TOUCHDOWNS		
3	Devin Hester	2006
1	Five: Last: Tarik Cohen	2017
ROOKIE KICKOFF RETURNS		
RETURNS		
32	Johnny Knox	2009
29	Brian Baschnagel	1976
27	Ike Hill	1973
YARDS		
927	Johnny Knox	2009
754	Brian Baschnagel	1976
660	Gale Sayers	1965
TOUCHDOWNS		
2	Devin Hester	2006
1	Four: Last: Johnny Knox	2009

OPPONENT PUNT RETURNS		
RETURNS		
8	Quan Cosby at DEN	12/11/2011
7	Last: Marcus Sherels at MIN	12/31/2017

YARDS			
191	Bobby Rainey at BAL	10/15/2017	
122	Hugh McElhenny vs. SF	10/19/1952	
118	Jon Arnett at LA Rams	11/2/1958	
FAIR CATCHES			
7	Lem Barney at DET	11/21/1976	
6	Jamal Agnew vs. DET	11/10/2019	
5	Marcus Sherrils at MIN	1/1/2012	
4	Darren Sproles at NO	9/18/2011	
LONG			
96	Bobby Rainey at BAL (TD)	10/15/2017	
95	Steve Odom at GB (TD)	11/10/1974	
94	Hugh McElhenny vs. SF (TD)	10/19/1952	

OPPOSITION KICKOFF RETURNS

RETURNS			
8	Lorenzo Booker at MIN	12/20/2010	
	Aaron Brown vs. DET	10/4/2009	
7	Last. Darius Reynaud at TEN	11/4/2012	

YARDS			
195	Carver Shannon at LA Rams	10/13/1963	
194	Derek Stanley at STL	11/23/2006	
184	Al Carmichael at GB	10/21/1955	
LONG			
1108	David Johnson vs. ARZ (TD)	9/20/2015	
106	Al Carmichael at GB (TD)	10/7/1956	
105	Cordarrelle Patterson vs. MIN (TD)	9/15/2013	

CAREER RETURNS

CAREER KICKOFF RETURNS (25+ RETURNS)						
	Years	Returns	Yards	Avg	TD	
1	Devin Hester	2006-13	222	5,504	24.8	5
2	Glyn Milburn	1998-2001	192	4,596	23.9	2
3	Dennis McInnis	1982-92	192	4,353	22.7	3
4	Jerry Azumah	1999-2005	119	2,885	24.2	2
5	Gale Sayers	1965-71	91	2,781	30.6	6
6	Danial Manning	2006-10	91	2,771	26.8	1
7	Cecil Turner	1968-73	108	2,616	24.2	4
8	Ron Smith	1965, 70-72	85	2,263	26.6	1
9	Brian Baschnagel	1976-84	89	2,104	23.6	0
10	Nate Lewis	1994-95	77	1,778	23.1	0
11	Charlie Bivins	1960-66	62	1,531	24.7	0
12	Johnny Knox	2009-12	55	1,506	27.4	1
13	Thomas Sanders	1985-89	79	1,497	18.9	1
14	Ahmad Merritt	2001-03	55	1,434	22.1	0
15	Rained Davis	2005-10	70	1,366	19.5	0

CAREER PUNT RETURNS (25+ RETURNS)						
	Years	Returns	Yards	Avg	TD	
1	Devin Hester	2006-13	264	3,241	12.3	13
2	George McAtee	1940-41, 45-50	112	1,431	12.8	2
3	Dennis McKinnon	1983-85, 87-89	127	1,171	9.2	3
4	Jeff Fisher	1981-84	123	1,137	9.2	1
5	Tarik Cohen	2017-20	95	985	10.4	1
6	R.W. McQuarters	2000-04	93	983	10.6	2
7	Glyn Milburn	1998-2001	94	970	10.3	1
8	Johnny Morris	1958-67	104	893	8.6	1
9	Steve Schubert	1975-79	103	866	8.4	3
10	Virgil Lewis	1975-79	86	738	8.6	0
11	Johnny Bailey	1990-91	72	680	9.4	1
12	J.R. Boone	1948-51	56	635	11.3	0
13	Ray "Scooter" McLean	1940-47	42	622	14.8	3
14	Leon Johnson	2001-02	58	543	9.7	0
15	Ron Smith	1965, 1970-72	86	485	5.6	0

SERVICE

PLAYER

PRO BOWLS (YEARS ARE WHEN PRO BOWL WAS PLAYED)			
10	Mike Singletary		1984-93
9	Walter Payton		1976, 78-81, 84-87
8	Brian Urlacher		2011-04, 06-07, 11-12
	Dick Butkus		1966-73
	Doug Atkins		1958-64, 66
	Bill George		1955-62
SEASONS			
16	Patrick Mannellly		1998-2013
14	Doug Buffone		1966-79
	Bill George		1952-65
13	Brian Urlacher		2000-12
	Olin Kreutz		1998-2010
	Keith Van Horn		1981-93
	Steve McMichael		1981-93
	Walter Payton		1975-87
	Jim Dobson		1972-84
	Clyde (Bulldog) Turner		1940-52
	George Trafton		1920-32

GAMES			
245	Patrick Mannellly		1998-2013
191	Olin Kreutz		1998-2010
	Steve McMichael		1981-93

STARTS			
184	Walter Payton		1975-87
183	Olin Kreutz		1998-2010
180	Brian Urlacher		2000-12

CONSECUTIVE GAMES		
191	Steve McMichael	1981-93
186	Walter Payton	1975-87
179	Mike Hartenstein	1975-86

COACH

SEASONS		
40	George Halas	1920-29, 1933-42, 1946-55, 1958-67
11	Mike Ditka	1982-92
9	Lovie Smith	2004-12

CONSECUTIVE SEASONS		
11	Mike Ditka	1982-92
10	George Halas	1958-67
	George Halas	1946-55
	George Halas	1933-42
	George Halas	2004-29
9	Lovie Smith	2004-12

CAREER COACHING RECORDS				
	Years	W-L (Pct.)	Regular W-L	Post-Season W-L
1	George Halas	1920-29, 33-42, 46-55, 324-151-31 (68%)	318-148-31	3-6
2	Mike Ditka	1982-92	112-68-0 (62)	106-62-0
3	Lovie Smith	2004-12	84-66-0 (56)	81-63-0
4	Dave Wannstedt	1993-98	41-57-0 (41)	40-56-0
5	Dick Laursen	1999-2003	35-46-0 (43)	35-45-0
6	Neill Armstrong	1978-81	30-35-0 (46)	30-34-0
7	Ralph Jones	1930-32	24-10-7 (70)	24-10-7
8	Hearley "Nuke" Anderson/Luke Johnsis (co-coaches)	1942-45	24-12-2 (65)	23-11-2
9	Matt Nagy	2018-21	20-13-0 (60)	20-12-0
10	Jack Pardee	1975-77	20-23-0 (46)	20-22-0
11	Jim Dooley	1968-71	20-36-0 (35)	20-36-0
12	John "Paody" Driscoll	1956-57	14-10-1 (58)	14-9-1
13	Marc Freshman	2013-14	13-9-0 (59)	13-9-0
14	Abel Gron	1972-74	11-30-1 (27)	11/30/2001
15	John Fox	2015-17	14-34-0 (29)	14-34-0

PRO BOWLS		
Name	Pos	Pro Bowls
Mike Singletary, LB		10
Walter Payton, RB		9
Doug Atkins, DE		8
Dick Butkus, LB		8
Bill George, LB		8
Brian Urlacher, LB		8
Lance Briggs, LB		7
Jay Hagenberg, C		7
Stan Jones, G		7
Olin Kreutz, C		6
Rick Casares, RB		5
Mike Ditka, TE		5
Joe Fortunato, LB		5
Gale Sayers, RB		5
Neal Anderson, RB		4
George Connor, T/LB		4
Richard Dent, DE		4
Dave Duerson, S		4
Dan Hampton, DE/DT		4
Richie Petitbon, DB		4
Ed Sprinkle, DE		4
Fred Williams, DT		4
Kyle Fuller		2
Edgell Jackson, DB		2
"Khalil Mack, LB		2
Tarik Cohen, RS		1
Akiem Hicks, DT		1
Charles Leno Jr.		1
Mitchell Trubisky		1
Cody Whitehair		1
**Cordarrelle Patterson		1

**Mark was named to 3 Pro Bowls with the Raiders from 2015-17.
**Patterson named to 2 with Minnesota (2013, 16).

NET YARDS

ATTEMPTS (RUSHES, RECEPTIONS, & RETURNS)

LIFETIME			
4,368	Walter Payton		1975-87
2,522	Matt Forte		2008-15
1,619	Neal Anderson		1986-93

SEASON			
427	Walter Payton		1984
402	Walter Payton		1979
383	Walter Payton		1978

GAME			
41	Walter Payton vs. MIN		11/20/1977
	Walter Payton at BUF		10/7/1979
40	James Allen vs. NE		12/10/2000
	Walter Payton at DAL		11/26/1981
39	Walter Payton vs. SD		10/25/1981

YARDS

LIFETIME			
21,803	Walter Payton		1975-87
12,718	Matt Forte		2008-15
10,196	Devin Hester		2006-13

SEASON			
2,440	Gale Sayers		1966
2,272	Gale Sayers		1965
2,216	Walter Payton		1977

GAME			
339	Gale Sayers vs. MIN		12/18/1966

336 Gale Sayers vs. SF
317 Devin Hester at DET

12/12/1965
9/30/2007

TAKEAWAYS

TAKEAWAYS (INT & OPP. FUMBLES RECOVERED)

LIFETIME

50	Gary Fenick	1976-87 (38 int, 12 fum)
47	Dick Butkus	1965-73 (22 int, 25 fum)
44	Charles Tillman	2003-14 (36 int, 8 fum)
	Richie Petitbon	1959-68 (37 int, 7 fum)

SEASON

12	Mark Carrier	1990 (10 int, 2 fum)
11	Roosevelt Taylor	1963 (9 int, 3 fum)
	Dick Butkus	1965 (5 int, 6 fum)

GAME

4	Bill George vs. DET	12/31/1961 (2 int, 2 fum)
3	Last: John Thiery vs. HOU	10/22/1995 (3 fum)

FUMBLES

LIFETIME

85	Walter Payton	1975-87
59	Jay Cutler	2009-16
38	Jim Harbaugh	1987-93

SEASON

15	Jim Harbaugh	1993
14	Gary Huff	1974
13	Cari Garrett	1973

GAME

4	Last: Justin Fields vs. NE	10/24/2022
3	Last: Jay Cutler at NYG	10/3/2010

OWN TEAM RECOVERED

LIFETIME

18	Walter Payton	1975-87
14	Devin Hester	2006-13
13	Gale Sayers	1965-71

SEASON

7	Gary Huff	1974
6	Jack Concannon	1970
5	Jay Cutler	2009
	Walter Payton	1977
	Bobby Douglass	1972

GAME

3	Gary Huff vs. DET	9/19/1974
---	-------------------	-----------

OPPONENTS' RECOVERED

LIFETIME

25	Dick Butkus	1965-73
22	Joe Fortunato	1955-66
17	Mike Hartenstein	1975-86

SEASON

6	Dick Butkus	1965
5	Ed O'Bradovich	1962
4	Last: Julius Peppers	2012
	Kelvin Hayden	2012

GAME

13	John Thiery vs. HOU	10/22/1995
	Virgil Livers at MIN	10/5/1975
2	Last: John Timu at TB	12/27/2015

YARDS ADVANCED OWN FUMBLES

LIFETIME

47	Roosevelt Williams	2002
36	John Adams	1959-62
24	Ike Hill	1973-74

YARDS RETURNED OPPONENTS' FUMBLES

LIFETIME

221	Mike Brown	2000-08
191	Brian Urlacher	2000-12
143	Eddie Jackson	2017-19

SEASON

106	Mike Brown	2002
101	Brian Urlacher	2001
	Charlie Sumner	1958

GAME

98	George Halas vs. Dorang (TD)	11/4/1923
95	Mike Brown at GB (TD)	9/19/2004
90	Brian Urlacher at ATL (TD)	11/7/2001

LONG

98	George Halas vs. Dorang (TD)	11/4/1923
95	Mike Brown at GB (TD)	9/19/2004
90	Brian Urlacher at ATL (TD)	11/7/2001

TOUCHDOWNS OWN FUMBLES

LIFETIME

12	Ken Kavanaugh	1940-41; 45-50
	Mike Ditka	1961-66

SEASON

1	Last: Edwin Williams	2011
---	----------------------	------

GAME

1	Last: Edwin Williams	at GB 12/25/11
---	----------------------	----------------

TOUCHDOWNS OPPONENTS' FUMBLES

LIFETIME

3	Mike Brown	2000-08
2	Eddie Jackson	2017-19
	Brian Urlacher	2000-12
	Fred Evans	1948
	Ed Sprinkle	1944-55
	Zackary Bowman	2008-13

SEASON

12	Fred Evans	1948
----	------------	------

GAME

2	Fred Evans vs. WAS	11/28/1948
1	Last: Eddie Jackson at BUF	11/4/2018

INTERCEPTIONS BY

LIFETIME

38	Gary Fenick	1976-87
37	Richie Petitbon	1959-68
36	Charles Tillman	2003-14

SEASON

10	Mark Carrier	1990
9	Tim Jennings	2012
	Roosevelt Taylor	1963
8	Nathan Vasher	2005
	Vestee Jackson	1988
	Richie Petitbon	1963
	Johnny Lujack	1948
	Clyde (Bulldog) Turner	1942

GAME

3	Mark Carrier at WAS	12/9/1990
	Ross Brubacher vs. DEN	12/12/1976
	Curtis Gentry vs. St. L. Cards	11/19/1967
	Richie Petitbon at GB	9/24/1967
	Johnny Lujack at CB	9/25/1948
	Bob Margarita vs. DET	11/11/1945
2	Last: Ha Ha Clinton-Dix at WAS	9/23/2019

CONSECUTIVE GAMES

4	Last: Tim Jennings	1/1-9/23/12
---	--------------------	-------------

ROOKIE INTERCEPTIONS

10	Mark Carrier	1990
8	Johnny Lujack	1948
7	Charlie Sumner	1955

OPPONENT INTERCEPTIONS

INTERCEPTIONS

4	DeAngelo Hall vs. WAS	10/24/2010
3	Last: Kurt Schultz vs. DET	9/24/2000

YARDS

167	Dick Jauron vs. DET	11/18/1973
121	Milt Davis vs. BAL	11/17/1957
115	Bernie Parrish at CLE	12/11/1960

TOUCHDOWNS

12	Bobby Franklin at CLE	12/11/1960
----	-----------------------	------------

LONG

102	Bob Smith at DET (TD)	11/24/1949
99	Rick Sanford vs. NE (TD)	12/5/82
98	Darryll Lewis vs. HOU (TD)	10/22/1995

YARDS RETURNED

LIFETIME

675	Charles Tillman	2003-14
643	Richie Petitbon	1959-68
485	Bennie McBae	1962-70

SEASON

212	Richie Petitbon	1962
182	J.C. Caroline	1956
177	Nathan Vasher	2004

GAME

101	Richie Petitbon vs. LA Rams (TD)	12/9/1962
96	Ha Ha Clinton-Dix at WAS	9/23/2019
	Roosevelt Taylor at PHI (TD)	10/20/1968
	Clyde (Bulldog) Turner at WAS (TD)	10/26/1947

LONG

101	Richie Petitbon vs. LA Rams (TD)	12/9/1962
96	Ha Ha Clinton-Dix at WAS	9/23/2019
	Roosevelt Taylor at PHI (TD)	10/20/1968
	Clyde (Bulldog) Turner at WAS (TD)	10/26/1947

TOUCHDOWNS

LIFETIME

8	Charles Tillman	2003-14
5	Lance Briggs	2003-14
4	Mike Brown	2000-07
	Bennie McBae	1962-70

SEASON

3	Charles Tillman	2012
2	8 times; Last: Eddie Jackson	2018

GAME

1	Last: Ha Ha Clinton-Dix at WAS	9/23/2019
---	--------------------------------	-----------

CAREER INTERCEPTIONS

CAREER INTERCEPTIONS

		Years	Int	Yards	Avg	TD
1	Gary Fencik (s)	1976-87	38	483	12.7	1
2	Richie Petitbon (s)	1959-68	37	643	17.4	3
3	Charles Tillman (cb)	2003-14	36	675	18.8	8
4	Donnell Woolford (cb)	1989-96	32	212	6.6	1
5	Bennie McRae (cb)	1962-70	27	405	18	4
6	Dave Whitsett (cb)	1961-66	26	397	15.3	2
7	George McAfee (sb)	1940-41, 45-50	25	350	14	1
8	JC Caroline (sb)	1956-65	24	405	16.9	2
	Doug Buffone (lb)	1966-79	24	211	8.8	0
10	Roosevelt Taylor (s)	1961-69	23	414	18	3
11	Brian Urlacher (lb)	2000-12	22	324	14.7	2
	Dick Butkus (lb)	1965-73	22	166	7.5	0
	Allan Ellis (cb)	1973-77, 79-80	22	185	8.4	1

RECORD

WON-LOST

HIGHEST WINNING PERCENTAGE, SEASON

11.000	1942 (11 games)	1-1
	1934 (13 games)	13-0
0.938	1985 (16 games)	15-1
0.923	1926 (16 games)	

LOWEST WINNING PERCENTAGE, SEASON

0.071	1969 (14 games)	1-13
0.176	2022 (17 games)	3-14
0.187	2016 (16 games)	3-13

WINS AT HOME, SEASON

9	1926 (11 games at Wrigley Field)
8	1985 (8 games at Soldier Field)
	1922 (9 games at Cubs Park)
	1921 (10 games at Cubs Park)
7	2018 (8 games at Soldier Field)
	2005 (8 games at Soldier Field)
	2001 (8 games at Soldier Field)
	1990 (8 games at Soldier Field)
	1986 (8 games at Soldier Field)
	1933 (7 games at Wrigley Field)

WINS ON THE ROAD, SEASON

7	2006 (8 road games)
	1986 (8 road games)
	1985 (8 road games)
	1934 (7 road games)
	1920 (9 road games)

CONSECUTIVE GAMES

WON

17	11/29/33-12/2/34
16	11/9/41-12/6/42

WITHOUT LOSING

24	11/9/41-11/14/43 (23-0-1)
----	---------------------------

WINS AT HOME

19	11/20/32-10/20/35
----	-------------------

WINS ON THE ROAD

10	9/28/41-12/6/42
----	-----------------

LOST

8	Last: 9/22/02-11/18/02
---	------------------------

WITHOUT WINNING

11	11/3/29-10/5/30 (0-9-2)
----	-------------------------

LOSSES AT HOME

8	11/23/69-11/8/70
---	------------------

LOSSES ON THE ROAD

16	11/12/73-11/30/75
----	-------------------

SCORING

POINTS

MOST, SEASON

456	1985 (16 games)
445	2013 (16 games)
427	2006 (16 games)

FEWEST, SEASON

119	1929 (15 games)
123	1922 (12 games)
123	1923 (12 games)
216	2000 (16 games)**

MOST, GAME

61	vs. GB	12/7/80 (win, 61-7)
57	vs. SF	12/12/85 (win, 61-20)
58	vs. BAL	10/21/56 (win, 58-27)
57	at BAL	11/25/62 (win, 57-0)

MOST, FIRST HALF

41	vs. SF	10/29/06 (24, 17)
45	vs. WAS	11/28/08 (20, 21)
38	vs. TB	9/30/18 (14, 24)
31	at TEN	11/4/12 (28, 3)
57	vs. DET	9/18/05 (10, 21)
57	vs. WAS	9/29/85 (0, 31)

MOST, SECOND HALF

45	at PHI	11/30/41 (21, 28)
38	at JAX	10/7/12 (10, 28)

MOST, FIRST QUARTER

27	at TEN	11/4/12
24	vs. SF	10/29/06
21	Last: vs. CIN	9/28/86

MOST, SECOND QUARTER

31	vs. WAS	9/29/85
28	at BUF	11/4/18
	vs. TB	9/26/83
	vs. GB	12/7/80

MOST, THIRD QUARTER

27	vs. Chi. Cards	9/5/37
24	at MIN	9/19/85
21	at JAX	12/27/20

MOST, FOURTH QUARTER

28	at JAX	10/7/12
22	at PHI	9/12/94
21	Last: at DET	9/13/20

MARGIN OF VICTORY

57	at BAL	11/25/62 (57-0)
54	vs. GB	12/7/80 (61-7)

49	at NYG	11/14/43 (56-7)
	vs. DET	10/19/41 (49-0)

MARGIN OF DEFEAT

52	at BAL	9/27/64 (52-0)
49	at GB	9/26/63 (49-0)
47	at HOU	11/6/77 (47-0)

TOUCHDOWNS

MOST, SEASON

56	1941 (11 games)
54	1965 (14 games)
53	1942 (11 games)
	1947 (12 games)
	1948 (12 games)
52	2013 (16 games)**

FEWEST, SEASON

16	1982 (9 games)
18	1933 (13 games)
18	1974 (14 games)
22	2000 (16 games)**
	1993 (16 games)**

MOST, GAME

9	vs. GB	12/7/89
	vs. SF	12/12/65
8	at WAS	10/26/47
	at NYG	11/14/43

EXTRA POINTS MADE

MOST, SEASON

52	1965 (14 games)
51	1985 (16 games)**
	1948 (12 games)
50	2013 (16 games)

FEWEST, SEASON

15	1933 (13 games)
15	1932 (14 games)
16	1982 (9 games)
20	1997 (16 games)**

MOST, GAME

8	at WAS	10/26/47 (8 of 8)
	at NYG	11/14/43 (8 of 8)
7	vs. GB	12/7/80 (7 of 9)
	vs. SF	12/12/65 (7 of 8)
	at Rams	10/13/63 (7 of 7)
6	Last: at TEN	11/4/12 (6 of 6)

MOST, SEASON (NO MISSES)

51	1985 (16 games)
47	2006 (16 games)
45	1995 (16 games)

EXTRA POINTS MISSED

MOST, SEASON

11	1941 (11 games)	
	1939 (11 games)	
5	2022 (17 games)	25 of 32
4	1976 (14 games)	27 of 31
	1975 (14 games)	18 of 22

MOST, GAME

3	Last: vs. CLE	11/9/41
2	Last: vs. SF	9/11/22

FIELD GOALS MADE

MOST, SEASON

33	2015 (16 games)
32	2006 (16 games)
31	2007 (16 games)
	1985 (16 games)

FEWEST, SEASON

10	1947 (12 games)
	1944 (10 games)
8	1969 (14 games)
9	1982 (9 games)
	1974 (14 games)
12	2014 (16 games)**

MOST, GAME

5	at PHI	10/20/68
	vs. DET	12/3/61
4	Last: at MIN	12/29/19

FIELD GOALS ATTEMPTED

MOST, SEASON

41	1986 (16 games)
39	2015 (16 games)
38	1985 (16 games)

FEWEST, SEASON

0	1944 (10 games)
13	1974 (14 games)**
16	2014 (16 games)**

MOST, GAME

7	vs. GB	11/17/63
6	Last: at GB	11/8/87

FIELD GOALS MISSED

MOST, SEASON

18	1971 (14 games)	15 of 33 made
15	1999 (16 games)	17 of 32 made**
	1965 (14 games)	11 of 28 made
14	1970 (14 games)	20 of 34 made

FEWEST, SEASON

3	2013 (16 games)	26 of 29 made
	2008 (16 games)	26 of 29 made
4	2014 (16 games)	12 of 16 made
	2011 (16 games)	28 of 32 made
	2009 (16 games)	24 of 28 made
	2006 (16 games)	32 of 36 made

1989 (16 games) 15 of 19 made
 1988 (16 games) 15 of 19 made
 1974 (14 games) 9 of 13 made

MOST, GAME		
4	Last vs. PHI	9/14/86
3	Last at MIN	10/10/99 (1 of 4)

TWO-POINT CONVERSIONS (SINCE 1994)

MOST, SEASON	
5	Last: 2014 (16 games)
4	2018 (16 games)

MOST, GAME		
2	at NE	10/26/14
1	Last vs. NO	10/20/19

SAFETIES

MOST, SEASON	
3	2004 (16 games)
	1985 (16 games)
2	Last: 1986 (16 games)

MOST, GAME		
2	vs. PIT	11/9/69
1	Last at MIN	12/29/19

POINTS ALLOWED

MOST, SEASON	
478	2013 (16 games)
463	2022 (17 games)
442	2014 (16 games)

FEWEST, SEASON	
21	1920 (13 games)
35	1923 (12 games)
*44	1932 (14 games)
	1922 (12 games)
187	1986 (16 games)**

MOST, GAME		
55	at GB	11/9/14
	at DET	11/27/97
54	at PHI	12/22/13
53	at Chi. Cards	11/27/55

MOST, FIRST HALF		
42	at GB	11/9/14 (14, 28)
38	at NE	10/26/14 (7, 31)
34	at BAL	10/4/58 (27, 7)

MOST, SECOND HALF		
38	at DET	11/27/97 (17, 21)
35	at GB	9/30/82 (21, 14)
34	at DET	9/30/07 (0, 34)

MOST, FIRST QUARTER		
22	at BAL	10/4/58
21	at PHI	12/22/13
	at STL	11/24/13
20	at TB	10/25/87

MOST, SECOND QUARTER		
31	at NE	10/26/14
28	at GB	11/9/14
27	at DET	9/29/13

MOST, THIRD QUARTER		
24	at DAL	12/27/92
21	Last vs. DAL	12/14/14

MOST, FOURTH QUARTER		
*34	at DET	9/30/07
28	at SF	12/23/91
	vs. GB	11/6/95
	at LA Rams	10/26/52
21	Last vs. DET	11/13/22

TOUCHDOWNS ALLOWED

MOST, SEASON	
57	2022 (17 games)
56	2013 (16 games)
50	1997 (16 games)

FEWEST, SEASON	
16	1932 (14 games)
18	1963 (14 games)
20	2005 (16 games)**
	1986 (16 games)**
	1982 (9 games)

MOST, GAME		
7	Last at DAL	10/30/22
6	Last at NE	10/26/14

EXTRA POINTS ALLOWED

MOST, SEASON		
53	2013 (16 games)	55 of 56
50	2022 (17 games)	50 of 52
49	2014 (16 games)	49 of 49
47	1975 (14 games)	47 of 48

FEWEST, SEASON		
4	1932 (14 games)	
18	1982 (9 games)	18 of 20
19	1983 (14 games)	18 of 18
	2005 (16 games)	19 of 20**
	2001 (16 games)	19 of 20**
	1986 (16 games)	19 of 20**

MOST, GAME		
7	Last at DAL	10/30/22
6	Last vs. ARZ	9/20/15

OPPONENTS' EXTRA POINTS MISSED

MOST, SEASON		
6	1955 (12 games)	
4	2016 (16 games)	38 of 42
	1978 (16 games)	28 of 32
	1974 (14 games)	29 of 33
	1970 (14 games) 2	7 of 31
3	Last: 2015 (16 games)	43 of 46

MOST, GAME		
3	vs. CLE	11/24/40
2	Last: vs. NYG	11/20/16

FIELD GOALS MADE ALLOWED

MOST, SEASON	
38	2008 (16 games)
37	2002 (16 games)
33	2016 (16 games)
	2014 (16 games)

FEWEST, SEASON	
10	1942 (11 games)
	1932 (14 games)
	1943 (12 games)
1	1944 (12 games)
2	1979 (16 games)**
12	1985 (16 games)**

MOST, GAME		
5	at DAK	11/27/11
	vs. SF	12/3/17
	vs. CAR	10/28/12
	at ATL	10/12/08
	vs. DAK	10/5/03
	at SF	9/7/03
	vs. TB	12/29/02
	at MIN	10/10/99
	vs. KC	12/29/90
	vs. MIN	9/23/73
	vs. WAS	11/14/71

FIELD GOAL ATTEMPTS ALLOWED

MOST, SEASON	
44	2002 (16 games)
41	1994 (16 games)
	1971 (14 games)
39	2014 (16 games)
	1973 (14 games)

FEWEST, SEASON	
2	1942 (11 games)
5	1951 (12 games)
6	1944 (10 games)
19	1985 (16 games)**

MOST, GAME		
7	vs. DAL	11/24/68
6	Last: at DAK	11/27/11
5	Last: vs. SF	12/3/17

OPPONENTS' FIELD GOALS MISSED

MOST, SEASON		
18	1968 (14 games)	13 of 31
15	1971 (14 games)	24 of 39
14	1967 (14 games)	10 of 24
13	1987 (16 games)	18 of 31
	1980 (16 games)	14 of 27

FEWEST, SEASON		
2	Last: 2016 (16 games)	33 of 35
3	2017 (16 games)	29 of 32
	1978 (16 games)	16 of 19

MOST, GAME		
5	vs. DAL	11/24/68 (2 of 7)
4	vs. ATL	9/26/76 (1 of 5)
	at NO	10/7/73 (0 of 4)
3	Last: vs. GB	10/7/02 (2 of 5)

OPPONENTS' SAFETIES AGAINST

MOST, SEASON	
2	Last: 1988 (16 games)

MOST, GAME		
1	Last: 2018 (16 games)	

TIME OF POSSESSION

(SINCE 1978)

HIGHEST AVERAGE, SEASON	
35:08	1984 (16 games)
34:33	1995 (16 games)
33:38	1994 (16 games)

LOWEST AVERAGE, SEASON	
27:42	2002 (16 games)
28:07	2008 (16 games)
	2016 (16 games)

HIGHEST, GAME		
48:50	vs. SD (OT)	10/25/81
45:32	vs. MIA	9/4/88
44:53	at MIA (OT)	10/27/97

LOWEST, GAME		
18:01	at DAL	12/27/92
18:57	at MIN	10/27/02
19:05	at MIN	11/29/09

FIRST DOWNS

TOTAL

MOST SEASON		
344	2013 (16 games)	
343	1985 (16 games)	
340	1995 (16 games)	
FEWEST SEASON		
114	1937 (11 games)	
115	1933 (13 games)	
140	1944 (10 games)	
226	1993 (16 games)**	
MOST GAME		
33	Last vs. GB	9/28/14
31	vs. WAS	12/24/16
30	Last at STL	11/24/13
FEWEST GAME		
2	vs. GB	12/10/33
4	vs. DET	11/22/81
5	twice: Last vs. CAR	10/22/17

RUSHING

MOST SEASON		
176	1985 (16 games)	
166	1986 (16 games)	
164	1984 (16 games)	
FEWEST SEASON		
55	1970(14 games)	
56	1982(9 games)	
63	1954(12 games)	
71	2009(16 games)**	
MOST GAME		
19	at GB	10/30/77
18	vs. GB	11/6/85
18	vs. DET	11/10/85
17	Last vs. MIA	9/4/88
FEWEST GAME		
0	vs. NO	10/20/19
	at DET	11/27/14
	at MIN	11/29/09
	at JAX	12/12/04
	at GB	12/11/94
	at BAL	10/5/57
	vs. Chi. Cards	10/14/45
1	11 times: last at PHI	11/26/17

PASSING

MOST SEASON		
215	2013 (16 games)	
212	2016 (16 games)	
203	1999 (16 games)	
FEWEST SEASON		
41	1940 (11 games)	
48	1942 (11 games)	
54	1972 (14 games)	
98	1979 (16 games)**	
MOST GAME		
21	vs. GB	12/16/16
	vs. NYJ	11/16/97
	at DAL	11/18/62
20	Last vs. TEN	11/27/16
19	vs. BUF	9/7/14
15	vs. DAL	12/9/13
	at STL	11/24/13
FEWEST GAME		
0	at GB	9/28/41
	vs. GB	11/7/37
1	vs. MIN	12/3/06
2	Last: at DET	11/23

BY PENALTY

MOST SEASON		
46	2019 (16 games)	
46	2018 (16 games)	
42	1987 (15 games)	
FEWEST SEASON		
5	1939 (11 games)	
7	2000 (16 games)**	
9	1942 (11 games)	
MOST GAME		
9	at CLE	11/25/51
7	at TB	9/8/91
6	at SF	9/14/14
	vs. MIA	11/5/06
	at GB	10/25/92
	vs. DET	11/22/87

FIRST DOWNS TOTAL ALLOWED

MOST SEASON		
353	2013 (16 games)	
332	1989 (16 games)	
328	2002 (16 games)	
FEWEST SEASON		
98	1942 (11 games)	
96	1982 (9 games)	
196	1993 (14 games)	
216	1984 (16 games)**	
MOST GAME		
35	at WAS	11/26/89
32	at GB	10/20/16
	at NE	10/26/14
31	Last: at MIN	11/29/09
FEWEST GAME		

3	at DET	11/23/41
	at CLE	10/9/38
5	at GB	10/17/81
6	Last: vs. SEA	9/9/90

RUSHING ALLOWED

MOST SEASON		
146	2022 (17 games)	
147	2013 (16 games)**	
138	1973 (14 games)	
FEWEST SEASON		
*35	1942 (11 games)	
49	1943 (10 games)	
	1944 (10 games)	
53	1982 (9 games)	
67	2018 (16 games)	
	1986 (16 games)**	
MOST GAME		
19	vs. DEN	12/12/76
	at MIN	10/17/85
17	vs. LA Rams	12/2/73
16	at PHI	12/22/13
FEWEST GAME		
10	at ARZ	12/23/12
	vs. DET	11/20/94
	vs. BUF	10/2/88
	at TB	10/6/86
	at DET	10/28/45
	at Chi. Cards	12/6/42
	at CLE	10/10/37

PASSING ALLOWED

MOST SEASON		
227	2014 (16 games)	
212	1995 (16 games)	
208	2008 (16 games)	
FEWEST SEASON		
*33	1943 (10 games)	
38	1944 (10 games)	
44	1945 (10 games)	
109	2022 (17 games)	
122	1984 (16 games)**	
MOST GAME		
25	at NE	10/28/14
24	at DAL	10/11/12
23	at SF	12/17/00
FEWEST GAME		
10	Last: vs. ATL	11/24/85

BY PENALTY

MOST SEASON		
36	1968 (14 games)	
35	2016 (16 games)	
33	2017 (16 games)	
	2002 (16 games)	
FEWEST SEASON		
10	1953 (12 games)	
11	2010 (16 games)**	
	1982 (9 games)	
	1977 (14 games)	
	1994 (16 games)	
MOST GAME		
7	at BUF	9/9/18
	at PHI	11/26/44
6	at GB	10/20/16

NET YARDS

RUSHING AND PASSING YARDS

MOST SEASON		
6,109	2013 (16 games)	
5,837	1985 (16 games)	
5,830	1983 (16 games)	
FEWEST SEASON		
2,493	1982 (9 games)	
2,591	1932 (14 games)	
2,626	1937 (11 games)	
3,717	1993 (16 games)	
MOST GAME		
682	at NYG	11/14/43
596	vs. Chi. Cards	12/11/49
594	vs. GB	12/7/80
FEWEST GAME		
24	vs. DET	11/22/91
47	at CLE	9/26/21
66	at DEN	12/5/71

YARDS ALLOWED (RUSHING & PASSING)

MOST SEASON		
6,390	2022 (17 games)	
6,313	2013 (16 games)	
6,033	2014 (16 games)	
FEWEST SEASON		
1,703	1942 (11 games)	
2,006	1944 (10 games)	
2,133	1938 (11 games)	
3,860	1984 (16 games)**	
MOST GAME		
583	at LA Rams	12/26/82
557	at LA Rams	10/24/54
550	at CLE	11/25/81
FEWEST GAME		

33	vs. PHI	10/25/42
54	at PIT	10/2/39
86	vs. PIT	11/9/69

RUSHING

ATTEMPTS

MOST, SEASON

674	1984 (16 games)
634	1978 (16 games)
627	1979 (16 games)

FEWEST, SEASON

275	1982 (9 games)
353	1970 (14 games)
1954	(12 games)**
355	2014 (16 games)**

MOST, GAME

72	vs. Brooklyn	10/20/35
63	vs. MIN	10/20/77
62	vs. BUF	10/7/79

FEWEST, GAME

7	vs. NO	10/20/19
8	at DET	11/27/14
11	at MIN	11/29/09
11	at PHI	9/12/94

YARDS

MOST, SEASON

3,014	2022 (17 games)
2,974	1984 (16 games)
2,847	1934 (13 games)
2,811	1977 (14 games)

FEWEST, SEASON

988	1982 (9 games)
1,092	1970 (14 games)
1,142	1954 (12 games)
1,330	2007 (16 games)**

MOST, GAME

408	vs. Brooklyn	10/20/35
406	vs. GB	11/6/55
375	at GB	10/30/77

FEWEST, GAME

1	at LA Rams	10/26/52
6	at PHI	11/26/17
12	at NYG	11/25/56

AVERAGE

HIGHEST, SEASON

5.40	2022 (17 games)
5.02	1934 (13 games)
4.90	1955 (12 games)
4.75	1968 (14 games)
4.67	1983 (16 games)**

LOWEST, SEASON

3.08	1953 (12 games)
3.09	1970 (14 games)
3.14	2007 (16 games)**

HIGHEST, GAME

13.75	at CIN Reds	9/30/34
8.18	at DET	9/29/13 (16 for 130)
7.55	vs. DET	10/4/09 (20 for 151)

LOWEST, GAME

0.03	at LA Rams	10/26/52 (33 for 1)
0.43	at PHI	11/26/17
1.08	vs. GB	9/25/11 (12 for 13)

TOUCHDOWNS

MOST, SEASON

30	1941 (11 games)
27	1985 (16 games)**
	1965 (14 games)

FEWEST, SEASON

3	1970 (14 games)
40	1933 (13 games)
4	1999 (16 games)**

MOST, GAME

6	vs. DET	10/19/41
5	vs. MIA	9/4/88
4	List: vs. TB	12/14/91

FUMBLES

MOST, SEASON

156	1938 (11 games)
40	1973 (14 games)
37	1972 (14 games)
	1988 (16 games)**

FEWEST, SEASON

13	2019 (16 games)
16	2022 (17 games)
16	1982 (9 games)
19	1963 (14 games)
	2014 (16 games)**
	2010 (16 games)
	2008 (16 games)

MOST, GAME

8	at NYG	12/18/77
	at CHI. Cards	9/11/38
7	vs. GB	10/21/85
	at BAL	12/5/65

FUMBLES LOST

MOST, SEASON

26	1973 (14 games)
22	1986 (16 games)**

FEWEST, SEASON

2	2022 (17 games)
7	2019 (16 games)
	2009 (16 games)
	2012 (16 games)
8	2001 (16 games)
	1982 (9 games)
	1978 (16 games)

MOST, GAME

5	vs. DET	10/4/98
	vs. DAL	9/16/73
4	List: at CAR	12/22/02

OWN RECOVERED

MOST, SEASON

37	1938 (11 games)
21	2007 (16 games)**
20	1981 (16 games)

FEWEST, SEASON

5	1963 (14 games)
	1955 (12 games)
6	2019 (16 games)
	2008 (16 games)**
	1989 (16 games)**

MOST, GAME

7	at NYG	12/18/77
	at CHI. Cards	9/11/38
6	at GB	11/5/81
5	at DET	9/30/07
	at MIN	10/5/75

RUSHING ATTEMPTS ALLOWED

MOST, SEASON

564	1978 (16 games)
563	1973 (14 games)
547	1975 (14 games)

FEWEST, SEASON

260	1982 (9 games)
294	1942 (11 games)
298	1944 (10 games)
339	2018 (16 games)

MOST, GAME

59	vs. DEN	12/12/76
55	at DAL	10/24/76
54	at NE	10/30/88

FEWEST, GAME

10	vs. ATL	9/27/92
	vs. BUF	10/2/88
	vs. MIA	9/4/88
11	vs. TB	10/23/11 (Wembley Stadium)
	vs. GB	11/27/88
12	vs. LAC	10/27/19
	vs. DET	11/22/87

YARDS ALLOWED

MOST, SEASON

2,674	2022 (17 games)
2,583	2013 (16 games)
2,509	1973 (14 games)
2,187	1977 (14 games)

FEWEST, SEASON

919	1942 (11 games)
812	1939 (11 games)
902	1982 (9 games)
1,280	2018 (16 games)

MOST, GAME

393	at DET	11/26/36
356	vs. DEN	12/12/76
311	vs. MIN	10/14/07

FEWEST, GAME

-36	vs. PHI	11/19/39
-17	at CHI. Cards	12/6/42
0	vs. BUF	10/2/88
11	at MIN	11/28/96

AVERAGE ALLOWED

HIGHEST, SEASON

5.34	2013 (16 games)
5.28	1955 (12 games)
5.26	1901 (12 games)
4.93	2022 (17 games)
4.73	1962 (14 games)

LOWEST, SEASON

1.77	1942 (11 games)
2.26	1937 (11 games)
2.3	1939 (11 games)
2.71	2017 (16 games)

HIGHEST, GAME

9.83	vs. GB	12/16/16 (23 for 236 yards)
9.52	at DEN	11/23/03 (21 for 200 yards)
9.11	at NYJ	9/25/94 (18 for 164 yards)

LOWEST, GAME

-0.89	at CHI. Cards	12/16/42 (19 for -17 yards)
0	vs. BUF	10/2/88 (10 for 0 yards)
0.69	vs. TEN	11/9/08 (29 for 20 yards)

TOUCHDOWNS ALLOWED

MOST, SEASON

31	2022 (17 games)
25	1975 (14 games)
22	2013 (16 games)**

FEWEST, SEASON

3	1942 (11 games)
	1932 (14 games)
	1986 (16 games)**
4	1982 (9 games)
	1933 (13 games)

MOST, GAME

6	at Chi. Cards	11/28/29
5	vs. GB	11/4/62
	at GB	9/30/62
4	Last. at DAL	10/30/22

PASSING

ATTEMPTS

MOST, SEASON

684	1999 (16 games)
614	2020 (16 games)
609	2014 (16 games)

FEWEST, SEASON

147	1937 (11 games)
148	1932 (14 games)
170	1936 (12 games)
352	1978 (16 games)**

MOST, GAME

65	vs. NYJ	11/16/97
63	at WAS	10/31/99
59	at NYG	10/23/49

FEWEST, GAME

4	vs. DET	10/15/67
6	vs. MIN	10/23/72
7	vs. CAR	10/22/17
	vs. TB	11/26/78
	vs. MIN	11/20/77

COMPLETIONS

MOST, SEASON

404	1999 (16 games)
402	2020 (16 games)
396	2014 (16 games)

FEWEST, SEASON

56	1937 (11 games)
57	1934 (13 games)
58	1936 (12 games)
186	1978 (16 games)**

MOST, GAME

36	at TEN	11/8/20
	at STL	11/24/13
	at WAS	10/31/99
34	vs. NO	10/20/15
33	vs. GB	1/3/21
	at IND	10/9/16
	vs. NYJ	11/16/97
	at WAS	10/25/64

FEWEST, GAME

1	Last. at PHI	12/10/72
---	--------------	----------

COMPLETION PERCENTAGE

HIGHEST, SEASON

67.2	2018 (16 games)	344 of 512
65.4	2020 (16 games)	402 of 614
65.0	2014 (16 games)	396 of 609

LOWEST, SEASON

29.7	1934 (13 games)	57 of 192
33.2	1935 (12 games)	73 of 220
34.1	1936 (12 games)	58 of 170
45.4	1981 (16 games)	222 of 469**

HIGHEST, GAME (10+)

86.2	at SF	12/23/18 (25 of 29)
83.3	vs. GB	12/7/80 (20 of 24)
81.5	Last. vs. NYJ	12/15/02 (22 of 27)

LOWEST, GAME (10+)

11.7	vs. DEN	12/12/76 (2 of 17)
15.7	vs. GB	12/31/06 (2 of 12)
21.7	vs. KC	12/29/90 (5 of 23)

NET YARDS (GROSS YARDS MINUS SACK YARDS)

MOST, SEASON

4,281	2013 (16 games)
4,136	1999 (16 games)
3,969	2016 (16 games)

FEWEST, SEASON

955	1934 (13 games)
971	1932 (14 games)
1,014	1937 (11 games)
1,933	1978 (16 games)**

MOST, GAME

458	at NYG	11/14/43
468	vs. Chi. Cards	12/11/49

FEWEST, GAME

-20	vs. DET	11/22/81
-16	at HOU	11/6/77

MOST, SEASON

66	2004 (16 games)
58	2022 (17 games)
56	2010 (16 games)

FEWEST, SEASON

15	1995 (16 games)
17	2001 (16 games)
20	1963 (14 games)

MOST, GAME

10	at NYG	10/3/10
9	at CLE	10/26/21
	vs. GB	1/2/05
	vs. MIN	10/25/93
	at DEN	12/5/71
	at MIN	11/2/69

YARDS LOST

MOST, SEASON

469	2004 (16 games)
439	1969 (14 games)
395	1973 (14 games)

FEWEST, SEASON

95	1995 (16 games)
109	1947 (12 games)
120	2001 (16 games)

MOST, GAME

78	at MIN	11/2/69
70	at DEN	12/5/71

TOUCHDOWN PASSES

MOST, SEASON

32	2013 (16 games)
30	2014 (16 games)
29	1995 (16 games)
	1947 (12 games)

FEWEST, SEASON

5	1950 (12 games)
7	1993 (16 games)**
	1978 (16 games)**

MOST, GAME

17	at NYG	11/14/43
6	vs. TB	9/30/18
4	Last. at SF	9/14/14

HAD INTERCEPTED

MOST, SEASON

35	1954 (12 games)
	1947 (12 games)
32	1960 (14 games)
28	1978 (16 games)**

FEWEST, SEASON

7	1932 (14 games)
10	1995 (16 games)**
11	1962 (9 games)
	1941 (11 games)

MOST, GAME

8	at DET	9/22/58
7	at CLE	10/22/60
	at BAL	10/2/60
	vs. LA Rams	10/9/49

RETURNED FOR TD, SEASON

*6	1992 (16 games)
----	-----------------

INTERCEPTION PERCENTAGE

HIGHEST, SEASON

14.95	1942 (11 games)	29 int., 194 att.
13.67	1933 (13 games)	29 int., 212 att.
7.95	1978 (16 games)	28 int., 352 att.

LOWEST, SEASON

1.91	1995 (16 games)	10 int., 523 att.
2.1	2019 (16 games)	12 int., 580 att.
2.24	2013 (16 games)	13 int., 579 att.

PASSING ATTEMPTS ALLOWED

MOST, SEASON

631	2011 (16 games)
622	2008 (16 games)
615	2018 (16 games)

FEWEST, SEASON

187	1933 (13 games)
190	1938 (11 games)
194	1935 (12 games)
435	1984 (16 games)**

MOST, GAME

67	vs. TB	9/21/08
63	vs. DET	10/31/11
62	vs. PHI	10/2/89

FEWEST, GAME

3	at DET	11/28/35
	vs. NYG	11/17/35
9	vs. ATL	9/17/72
10	vs. GB	11/12/72

COMPLETIONS ALLOWED

MOST, SEASON

383	2011 (16 games)
377	2008 (16 games)
374	2018 (16 games)
	1995 (16 games)

FEWEST, SEASON

TIMES SACKED

59	1935 (12 games)
63	1933 (13 games)
64	1943 (12 games)
197	1984 (16 games)**

MOST, GAME

41	at TB	11/8/01
40	at DAL	10/1/12
39	at GB	10/20/16

FEWEST, GAME

10	at GB	9/25/49
	at Boston	115/33
	vs. Chi. Cards	10/15/33
1	vs. SF	11/3/05
3	vs. ATL	11/24/85
	vs. GB	12/16/73
	at GB	11/4/73

OPPONENTS' COMPLETION PERCENTAGE

HIGHEST, SEASON

67.2	2022 (17 games)
66.8	2014 (16 games)
64.8	2017 (16 games)
64.5	2016 (16 games)

LOWEST, SEASON

30.4	1935 (12 games)
31.5	1943 (10 games)
32.3	1934 (13 games)
44.4	1981 (16 games)**

HIGHEST, GAME (10+ ATTEMPTS)

88.8	at NE	10/26/14
86.7	at BAL	9/27/64
85	at MIN	12/20/15
	at ATL	10/14/73

LOWEST, GAME (10+)

10.0	at GB	9/25/49
7.7	vs. SF	11/3/05
17.4	vs. ATL	11/24/85
	at DET	11/5/67

NET YARDS ALLOWED

MOST, SEASON

6,313	2013 (16 games)
6,033	2014 (16 games)
5,729	1989 (16 games)

FEWEST, SEASON

691	1933 (13 games)
1,674	1973 (14 games)
1,765	1963 (14 games)
2,486	1964 (16 games)**

MOST, GAME

506	at LA Rams	12/26/82
411	at MIN	9/19/85
407	vs. TB	9/21/08

FEWEST, GAME

-22	vs. ATL	11/24/85
-12	at GB	11/4/73
-7	vs. TB	11/26/78

SACKS (SINCE 1972)

MOST, SEASON

72	1984 (16 games)
70	1987 (15 games)
64	1995 (16 games)

FEWEST, SEASON

18	2003 (16 games)
20	2022 (17 games)
23	1972 (14 games)

MOST, GAME

12	at DET	12/16/84
11	at Phi	10/4/87
	vs. MIN	10/28/84
9	Last: at LA Raiders	12/27/87

YARDS LOST

MOST, SEASON

583	1984 (16 games)
503	1986 (16 games)
484	1987 (15 games)

FEWEST, SEASON

105	2003 (16 games)
124	2022 (17 games)
154	1953 (12 games)
171	1974 (14 games)

MOST, GAME

141	vs. MIN	12/17/81
107	vs. DET	11/20/60
104	vs. MIN	10/28/84

TD PASSES ALLOWED

MOST, SEASON

34	2014 (16 games)
31	2015 (16 games)
29	2009 (16 games)

FEWEST, SEASON

2	1934 (13 games)
3	1936 (12 games)
4	1932 (14 games)
4	1933 (13 games)
10	2005 (16 games)**

MOST, GAME

6	at GB	11/9/14
5	at NE	10/26/14
	at GB	12/25/11

vs. ARZ	11/6/09
at CIN	10/25/09
at GB	11/10/85
at MIN	11/28/82
at PIT	9/28/80
vs. SF	11/9/72
Last: at GB	9/29/17

PUNTING

PUNTS

MOST, SEASON

114	1981 (16 games)
110	2004 (16 games)
100	1976 (14 games)

FEWEST, SEASON

32	1941 (11 games)
38	1947 (12 games)
44	1945 (10 games)
58	1995 (16 games)**

MOST, GAME

17	vs. GB	10/22/33
14	vs. GB	12/10/33
12	vs. NO	10/5/97

FEWEST, GAME

0	vs. GB	9/28/14
	vs. DAL	12/9/13
	vs. DET	10/1/72
	at NYG	11/28/65
	vs. GB	11/6/55

GROSS AVERAGE

HIGHEST, SEASON

47	2017 (16 games)
46.5	193 (14 games)
44.8	1996 (16 games)**

LOWEST, SEASON

35.7	1945 (10 games)
36.2	1983 (16 games)**
36.9	1976 (14 games)

HIGHEST, GAME (4+ PUNTS)

57.4	at DEN	9/15/19
57.3	vs. LA Rams	11/16/52
54.6	vs. GB	10/21/85

LOWEST, GAME (4+)

22.1	at MIN	10/10/76
25	at Card-Pitt	12/3/44
26.4	vs. GB	10/21/74

PUNTS ALLOWED

MOST, SEASON

100	2006 (16 games)
	1986 (16 games)
	1984 (16 games)
99	1983 (16 games)
98	1981 (16 games)

FEWEST, SEASON

42	1945 (10 games)
49	2014 (16 games)**
	1982 (9 games)
51	2022 (17 games)
56	1941 (11 games)

MOST, GAME

16	vs. Chi. Cards	11/30/33
15	vs. NYG	11/17/35
	vs. KC	12/4/11
11	vs. TB	12/10/07
	at CAR	12/22/02
	vs. NE	9/16/85
	at CLE	10/15/72

FEWEST, GAME

10	vs. GB	9/28/14
	vs. GB	12/17/89
	at Mia	9/23/79
	at GB	9/24/67
	at DET	12/2/56

GROSS AVERAGE ALLOWED

HIGHEST, SEASON

48.7	2022 (17 games)
47.2	2017 (16 games)
46.6	1964 (14 games)
45.9	2019 (16 games)

LOWEST, SEASON

35.4	1978 (16 games)
36.3	1976 (14 games)
37.3	1995 (16 games)

HIGHEST, GAME (4+ PUNTS)

61.8	vs. DET	11/24/46
55	at BAL	10/15/17
55.3	at DET	10/18/15
	at DAL	9/29/97

LOWEST, GAME (4+)

19	vs. GB	12/23/07
23.6	vs. ATL	10/19/76
25.5	at PIT	11/30/58

RETURNS

PUNT RETURNS

MOST, SEASON	
54	1984 (16 games)
60	1950 (12 games)
57	1986 (16 games)

FEWEST, SEASON	
18	2013 (16 games)
19	1968 (14 games)
21	2014 (16 games)

MOST, GAME	
11	vs. Chi. Cards 10/8/50
8	vs. NE 9/16/85
	at DET 12/16/84

PUNT RETURN YARDS

MOST, SEASON	
781	1948 (12 games)
651	2007 (16 games)**
607	2006 (16 games)

FEWEST, SEASON	
81	1968 (14 games)
97	1966 (14 games)
109	2014 (16 games)**

MOST, GAME	
152	at ARZ 10/16/06
151	vs. Chi. Cards 10/12/41
143	vs. KC 9/16/07

FEWEST, GAME	
-6	vs. MIN 12/19/65
-5	at DAL 9/19/10
	vs. DAL 11/24/68
	vs. GB 10/16/66

PUNT RETURN AVERAGE

HIGHEST, SEASON	
20.2	1941 (11 games)
17.1	2010 (16 games)**
15.7	2011 (16 games)

LOWEST, SEASON	
3.4	1957 (12 games)
3.9	1953 (12 games)
3.9	1966 (14 games)
5.2	2014 (16 games)**

PUNT RETURN TOUCHDOWNS

MOST, SEASON	
4	2007 (16 games)
3	2010 (16 games)
	2006 (16 games)
2	2007 (16 games)
	2011 (16 games)
	1987 (15 games)
	1941 (11 games)

MOST, GAME	
1	Last: at MIN 12/31/17

FAIR CATCHES

MOST, SEASON	
28	1967 (14 games)

FEWEST, SEASON	
3	1975 (14 games)

MOST, GAME	
6	Last: vs. SF 12/1/16
5	Last: at DEN 12/11/11

KICKOFF RETURNS

MOST, SEASON	
83	2002 (16 games)
80	2009 (16 games)
79	1997 (16 games)

FEWEST, SEASON	
20	1942 (11 games)
23	2018 (16 games)
26	1963 (14 games)
29	1941 (11 games)
	1948 (12 games)
	1943 (10 games)

MOST, GAME	
10	at GB 11/9/14
	at Chi. Cards 11/27/55
9	at SF 9/7/03
	at GB 12/1/94
	at SF 12/23/91
8	Last: at MIN 11/29/09

FEWEST, GAME	
0	Three times 2019

KICKOFF RETURN YARDS

MOST, SEASON	
1,599	2009 (16 games)
1,919	2008 (16 games)
1,762	2002 (16 games)

FEWEST, SEASON	
424	1963 (14 games)
440	2018 (16 games)
537	1942 (11 games)
632	1982 (9 games)

MOST, GAME	
304	vs. GB 11/9/52

288	at GB 11/9/14
263	vs. MIN 9/15/13

FEWEST, GAME	
-1	vs. GB 12/23/07

KICKOFF RETURN AVERAGE

HIGHEST, SEASON	
29.4	1972 (14 games)
27.9	1966 (14 games)
27	2015 (16 games)**
26.9	1942 (11 games)

LOWEST, SEASON	
16.3	1990 (16 games)
	1963 (14 games)
16.4	1983 (16 games)

KICKOFF RETURN TOUCHDOWNS

MOST, SEASON	
14	1970 (14 games)
3	1967 (14 games)
2	Last: 2007 (16 games)**

MOST, GAME	
12	at STL 12/11/06
	vs. GB 11/9/52
	at GB 9/23/40

PUNT RETURNS ALLOWED

MOST, SEASON	
66	1981 (16 games)
58	1974 (14 games)
57	2004 (16 games)

FEWEST, SEASON	
15	2013 (16 games)
20	1941 (11 games)
22	Last: 2016 (16 games)

MOST, GAME	
9	at Chi. Cards 11/29/59
8	at DEN 12/11/11
	at DAK 10/11/07
	vs. WAS 10/11/81
	at ATL 10/13/74
7	Last: at MIN 12/31/17

FEWEST, GAME	
10	Last: vs. DAL 12/5/19

PUNT RETURN YARDS ALLOWED

MOST, SEASON	
727	1997 (16 games)
633	1974 (14 games)
612	1952 (12 games)

FEWEST, SEASON	
84	2012 (16 games)
106	1969 (14 games)
110	1972 (14 games)

MOST, GAME	
147	vs. GB 11/8/59
132	at BAL 10/15/17
117	at ATL 10/13/74

PUNT RETURN AVERAGE ALLOWED

HIGHEST, SEASON	
17	1941 (11 games)
16.1	1952 (12 games)
16	1947 (10 games)
14	1997 (16 games)**

LOWEST, SEASON	
3.4	2012 (16 games)
3.8	1969 (14 games)
4.1	1967 (14 games)

PUNT RETURN TOUCHDOWNS ALLOWED

MOST, SEASON	
2	1997 (16 games)
	1996 (16 games)
	1954 (12 games)
	1952 (12 games)
	1947 (10 games)
	1941 (11 games)
	1933 (13 games)

MOST, GAME	
1	Last: at BAL 10/15/17

FAIR CATCHES FORCED

MOST, SEASON	
38	1993 (16 games)
33	2000 (16 games)
31	2016 (16 games)

FEWEST, SEASON	
5	1989 (16 games)
6	1990 (16 games)
7	1987 (15 games)
	1982 (9 games)
	1980 (16 games)

MOST, GAME	
7	vs. DET 11/21/76
6	vs. DET 10/10/19

KICKOFF RETURNS ALLOWED

MOST, SEASON	
83	2006 (16 games)
78	1985 (16 games)

73 1990 (16 games)

FEWEST, SEASON

27 2019 (16 games)
30 1982 (9 games)
32 1971 (14 games)
2017 (16 games)
2022 (7 games)

MOST, GAME

10 at DET 9/24/89
9 vs. TB 9/25/93
vs. GB 12/7/80
vs. BAL 10/21/96
at Boston 11/21/48
8 Last at MIN 12/20/10

FEWEST, GAME

10 3 times 2019

KICKOFF RETURN YARDS ALLOWED

MOST, SEASON

1,827 1985 (16 games)
1,730 2006 (16 games)
1,656 2008 (16 games)

FEWEST, SEASON

435 1940 (11 games)
537 1982 (9 games)
614 2014 (16 games)

MOST, GAME

275 at DET 9/24/89
254 at LA Rams 10/13/63
234 vs. GB 12/7/80

FEWEST, GAME

10 Last: Three times 2019

KICKOFF RETURN AVERAGE ALLOWED

HIGHEST, SEASON

27.8 1960 (12 games)
26.8 1956 (12 games)
26.1 1957 (12 games)
25.7 2022 (7 games)
25.2 2015 (16 games)**

LOWEST, SEASON

16 1946 (11 games)
16.6 1999 (16 games)**
17.3 1993 (16 games)

KICKOFF RETURN TOUCHDOWNS ALLOWED

MOST, SEASON

2 2015
1 Last: 2017

MOST, GAME

1 Last: at BAL 10/15/17

PENALTIES

MOST, SEASON

124 2004 (16 games)
122 1948 (12 games)
121 1981 (16 games)
1944 (10 games)

FEWEST, SEASON

57 1955 (12 games)
58 1982 (9 games)
61 1953 (12 games)
63 2001 (16 games)**

MOST, GAME

122 at PHI 11/26/44
17 at OAK 9/26/99
16 at TB 10/21/84
at DEN 10/16/78

FEWEST, GAME

10 6 times, last vs. DEN 11/22/15
1 Last: at NYJ 11/27/22

YARDS PENALIZED

MOST, SEASON

1,194 1968 (14 games)
1,107 1951 (12 games)
1,066 1948 (12 games)
997 2014 (16 games)**

FEWEST, SEASON

350 1938 (11 games)
354 1935 (12 games)
416 1939 (11 games)
503 1994 (16 games)**

MOST, GAME

170 vs. ARZ 9/20/15
at PHI 11/26/44
163 at GB 11/9/94
147 at DEN 10/16/78
vs. WAS 10/3/67

10 vs. DEN 11/22/15
vs. PHI 12/24/95
at STL 9/24/95
at DET 11/28/91
vs. MIN 10/23/72
at CLE 10/9/38
Last: vs. LAX 12/7/08

OPPONENTS' PENALTIES

MOST, SEASON

132 2006 (16 games)
129 1980 (16 games)
120 2004 (16 games)
1987 (15 games)

FEWEST, SEASON

34 1942 (11 games)
43 1941 (11 games)
1982 (9 games)
69 2013 (16 games)**

MOST, GAME

21 at CLE 11/25/51
18 vs. GB 9/27/10
16 at SF 9/14/14
at GB 11/6/87

FEWEST, GAME

10 Last: at GB 11/4/13
1 Last: vs. GB 10/23/13

OPPONENTS' YARDS PENALIZED

MOST, SEASON

1,109 1980 (16 games)
1,103 1987 (15 games)
1,084 2006 (16 games)

FEWEST, SEASON

161 1927 (11 games)
451 1982 (9 games)
601 1974 (14 games)
645 1994 (16 games)**

MOST, GAME

209 at CLE 11/25/51
152 vs. GB 9/27/10
149 vs. NO 10/8/00

FEWEST, GAME

10 Last: at GB 11/4/13
5 Last: at NYJ 11/27/22

TAKEAWAY / GIVEAWAY

TURNOVERS

MOST, SEASON

58 1947 (12 games)
54 1985 (16 games)**
51 1963 (14 games)

FEWEST, SEASON

111 2016 (16 games) 8 INTs, 3 FRs
17 2015 (16 games) 8 INTs, 3 FRs

MOST, GAME

112 at DET 11/22/42 (7 int, 5 fum)
9 vs. St. Cards 11/19/67 (7 int, 2 fum)
8 vs. TB 9/2/84 (8 int, 2 fum)
at GB 9/24/67 (5 int, 3 fum)
vs. PHI 10/27/63 (4 int, 4 fum)
at LA Rams 10/13/63 (6 int, 2 fum)

OPPONENTS' FUMBLES

MOST, SEASON

44 1952 (12 games)
38 1990 (16 games)**
37 2010 (16 games)
1987 (15 games)
1983 (16 games)
1976 (14 games)
1972 (14 games)

FEWEST, SEASON

13 2016 (16 games)
1980 (12 games)
15 2019 (16 games)
17 2008 (16 games)**

MOST, GAME

7 at GB 9/16/90
vs. GB 12/18/83
at LA Rams 9/16/66
at LA Rams 11/15/64
at TEN 11/4/12
vs. DET 10/22/12
vs. WAS 10/24/10

OPPONENTS' FUMBLES LOST

MOST, SEASON

26 1952 (12 games)
24 1985 (14 games)
1982 (14 games)
23 1976 (14 games)
1971 (14 games)
22 1981 (16 games)**

FEWEST, SEASON

3 2016 (16 games)
5 2003 (16 games)
6 1945 (10 games)
6 1943 (10 games)

FEWEST, GAME

MOST_GAME

5	at DAK	9/26/99
	at KC	11/8/81
	at DEN	9/30/73
4	Last: at TEN	11/4/12

TOUCHDOWNS ON FUMBLES

MOST_SEASON

5	1942 (11 games)
2	Last: 2011 (16 games)**

MOST_GAME

2	at ARZ	10/16/06
	vs. WAS	11/28/48
1	Last: at DAL	10/30/22

INTERCEPTIONS

MOST_SEASON

37	1935 (12 games)
36	1963 (14 games)
35	1936 (12 games)
34	1985 (16 games)**

FEWEST_SEASON

8	2017 (16 games)
	2016 (16 games)
	2015 (16 games)
9	2002 (16 games)
	2019 (16 games)
10	1964 (14 games)
	1960 (12 games)

MOST_GAME

7	vs. STL Cards	10/19/67
	at CIN Cards	12/5/54
	at DET	11/22/42
	at GB	9/22/40
6	vs. TB	9/2/84
	at LA Rams	10/13/63

YARDS RETURNED

MOST_SEASON

585	1941 (11 games)
548	2004 (16 games)**
537	1963 (14 games)

FEWEST_SEASON

60	1997 (16 games)
69	1967 (15 games)
99	1982 (9 games)

MOST_GAME

149	vs. LA Rams	10/11/64
140	vs. GB	12/4/05

TOUCHDOWNS

MOST_SEASON

8	2012 (16 games)
5	2013 (16 games)
	2004 (16 games)
4	Last: 2011 (16 games)

MOST_GAME

2	Last: at JAX	10/7/12
---	--------------	---------

SERVICE

GAMES		
13	Mark Bortz	1983-84
12	Kevin Butler	1985-85
	Dennis Gentry	1982-82
	Dan Hampton	1979-80
	Jay Hilgenberg	1981-81
	Steve McMichael	1981-83
	Ron Rivera	1984-82
	Mike Singletary	1981-82
	Keith Van Horne	1981-83
	Jim Covert	1983-90
STARTS		
12	Mark Bortz	1983-84
	Jay Hilgenberg	1981-81
	Mike Singletary	1981-82
	Keith Van Horne	1981-83
	Jim Covert	1983-90
	Dan Hampton	1979-80
	Steve McMichael	1981-83
	Richard Dent	1983-83, 85
	Tom Thayer	1985-82

SCORING

POINTS, CAREER		
74	Kevin Butler	1985-85
70	Robbie Gould	2005-15
33	Jack Manders	1933-41
POINTS, GAME		
15	Jack Manders vs. WAS	12/12/37
14	Kevin Butler vs. NE	1/26/86
13	Robbie Gould vs. NO	1/21/07
TOUCHDOWNS, CAREER		
4	Thomas Jones	2004-06
	Dennis McKinnon	1983-85, 87-89
	Norm Standlee	1941
	Harry Clark	1940-43
3	Willie Gault	1983-87
	Jim McMahon	1982-88
	Ken Kavanaugh	1940-41, 45-50
	Dante Magnani	1943, 46, 49
TOUCHDOWNS, GAME		
2	Last: Jay Cutler vs. SEA	1/16/11
FIELD GOALS, CAREER		
16	Kevin Butler	1985-85
6	Robbie Gould	2005-15
	Bob Snyder	1939-41, 43
	Jack Manders	1933-40
3	Cody Parkey	2018
FIELD GOALS, GAME		
12	Last: Cody Parkey vs. PHI	1/6/19
3	Robbie Gould vs. NO	1/21/07
FIELD GOALS, LONG		
49	Robbie Gould vs. SEA	1/14/07
46	Kevin Butler vs. PHI	12/31/88
44	Robbie Gould vs. IND	2/4/07

RUSHING

ATTEMPTS, CAREER		
180	Walter Payton	1975-87
81	Neal Anderson	1986-83
75	Thomas Jones	2004-06
ATTEMPTS, GAME		
27	Neal Anderson vs. NO	1/6/91
	Walter Payton vs. NYG	1/5/86
25	Matt Forte vs. SEA	1/16/11
24	Last: Cedric Benson vs. NO	1/21/07
YARDS, CAREER		
632	Walter Payton	1975-87
381	Thomas Jones	2004-06
279	Neal Anderson	1986-83
YARDS, GAME		
123	Thomas Jones vs. NO	1/21/07
119	George McAfee vs. GB	12/14/41
112	Thomas Jones vs. IND	2/4/07
TOUCHDOWNS, CAREER		
4	Thomas Jones	2004-06
	Norm Standlee	1941
	Jim McMahon	1982-88
2	Last: Jay Cutler	2009-16
TOUCHDOWNS, GAME		
2	Last: Jay Cutler vs. SEA	1/16/11
LONG		
68	Bill Osanski at WAS	12/8/40
58	Thomas Sanders vs. PHI	12/31/88
52	Thomas Jones vs. IND	2/4/07
PASSING		
ATTEMPTS, CAREER		
133	Rex Grossman	2003-08
127	Jim McMahon	1982-88
93	Mike Tomczak	1985-90
ATTEMPTS, GAME		
44	Jim Harbaugh vs. DAL	12/29/91
43	Mitchell Trubisky vs. PHI	1/6/19
41	Rex Grossman vs. CAR	1/15/06

COMPLETIONS, CAREER		
70	Jim McMahon	1982-88
69	Rex Grossman	2003-08
45	Mitchell Trubisky	2017-20
	Mike Tomczak	1985-90
	Sid Luckman	1939-50
COMPLETIONS, GAME		
26	Mitchell Trubisky vs. PHI	1/6/19
22	Jim Harbaugh vs. DAL	12/29/91
21	Rex Grossman vs. SEA	1/14/07
YARDS, CAREER		
967	Jim McMahon	1982-88
783	Rex Grossman	2003-08
721	Sid Luckman	1939-50
YARDS, GAME		
303	Mitchell Trubisky vs. PHI	1/6/19
286	Sid Luckman vs. WAS	12/26/43
282	Rex Grossman vs. SEA	1/14/07
TOUCHDOWNS, CAREER		
9	Sid Luckman	1939-50
4	Jim McMahon	1982-88
	Rex Grossman	2003-08
2	Last: Mitchell Trubisky	2017-20
TOUCHDOWNS, GAME		
5	Sid Luckman vs. WAS	12/26/43
2	Last: Jay Cutler vs. SEA	1/16/11
INTERCEPTIONS, CAREER		
5	Mike Tomczak	1985-90
4	Jim McMahon	1982-88
	Bob Avellini	1975-84
	Sid Luckman	1939-50
	Rex Grossman	2003-08
3	Johnny Lujack	1948-51
	Steve Walsh	1994-95
INTERCEPTIONS, GAME		
4	Bob Avellini at DAL	12/26/77
3	Mike Tomczak vs. PHI	12/31/88
	Jim McMahon vs. WAS	1/18/88
	Johnny Lujack at LA Rams	12/17/50
2	Last: Caleb Hanie vs. GB	1/23/11
LONG		
75e	Steve Fuller at WAS	12/30/84
68t	Rex Grossman vs. SEA	1/14/07
67t	George Corbett vs. NYG	12/17/33

RECEIVING

RECEPTIONS, CAREER		
22	Walter Payton	1975-87
20	Dennis McKinnon	1983-85, 87-88
19	Bernard Berrian	2004-07
RECEPTIONS, GAME		
10	Last: Allen Robinson II vs. PHI	1/6/19
9	Matt Forte vs. GB	1/23/11
	Tom Waddle vs. DAL	12/29/91
YARDS, CAREER		
454	Willie Gault	1983-87
345	Dennis McKinnon	1983-85, 87-88
296	Bernard Berrian	2004-07
YARDS, GAME		
143	Allen Robinson II vs. PHI	1/6/19
129	Willie Gault vs. NE	1/26/86
122	Dante Magnani vs. WAS	12/26/43
TOUCHDOWNS, CAREER		
4	Dennis McKinnon	1983-85, 87-89
3	Willie Gault	1983-87
2	Bernard Berrian	2004-07
	Ken Kavanaugh	1940-41, 45-50
	Dante Magnani	1943, 46, 49
	Harry Clark	1940-43
	Bill Karr	1933-38
TOUCHDOWNS, GAME		
2	Dennis McKinnon vs. NYG	1/5/86
	Harry Clark vs. SE	12/26/43
	Dante Magnani vs. WAS	12/26/43
	Bill Karr vs. NYG	12/17/33
LONG		
75e	Willie Gault at WAS	12/30/84
68t	Bernard Berrian vs. SEA	1/14/07
67t	Carl Brumbaugh vs. NYG	12/17/33

PUNTING

PUNTS, CAREER		
44	Brad Maynard	2001-10
29	Maury Buford	1985-86, 88-91
22	Sid Luckman	1939-50
PUNTS, GAME		
10	Maury Buford vs. LA Rams	1/12/86
	Keith Molesworth vs. NYG	12/17/33
9	Brad Maynard vs. GB	1/23/11
	Keith Molesworth vs. NYG	12/9/34
7	Last: Brad Maynard vs. NO	1/21/07
YARDS, CAREER		
1,766	Brad Maynard	2001-10
1,102	Maury Buford	1985-91
863	Sid Luckman	1939-50
YARDS, GAME		
398	Keith Molesworth vs. NYG	12/17/33
366	Keith Molesworth vs. NYG	12/9/34

363	Maury Buford vs. LA&E Rams	1/12/86
LONG		
66	Brad Maynard vs. NO	1/21/07
63	Sam Francis vs. @E WAS	12/12/37
61	George McAfee vs. GB	12/21/41

RETURNS

PUNT RETURNS

RETURNS, CAREER

11	Devin Hester	2006-13
	Keith Ortego	1985-87
9	George McAfee	1940-41, 45-50

RETURNS, GAME

6	George McAfee at LA&E Rams	12/17/50
5	Keith Ortego vs. NYG	1/5/86
	Low Barnes vs. WAS	1/3/87
4	Keith Ortego vs. LA Rams	1/12/86
	Keith Molesworth at NYG	12/9/34

YARDS, CAREER

108	George McAfee	1940-41, 45-50
100	Keith Molesworth	1931-38
94	Hugh Gallarneau	1941-46

YARDS, GAME

81	Hugh Gallarneau vs. GB	12/14/41
79	George McAfee at LA&E Rams	12/17/50
67	Keith Molesworth at NYG	12/9/34

TOUCHDOWNS, CAREER

1	Shawn Gayle vs. NYG (5 yards)	1/5/86
	Hugh Gallarneau vs. GB (81 yards)	12/14/41

LONG

81	Hugh Gallarneau vs. GB	12/14/41
28	Keith Molesworth at NYG	12/9/34
26	Devin Hester vs. SEA	1/16/11

KICKOFF RETURNS

RETURNS, CAREER

17	Dennis Gentry	1982-92
10	Willie Gault	1983-87
9	Devin Hester	2006-13

RETURNS, GAME

7	Don Bingham at NYG	12/30/56
6	Autry Denison vs. PHI	1/19/02
5	Rashied Davis vs. CAR	1/15/06
	Nate Lewis at SF	1/7/95

YARDS, CAREER

435	Dennis Gentry	1982-92
214	Devin&E Hester	2006-13
191	Willie Gault	1983-87

YARDS, GAME

127	Dennis Gentry vs. @E WAS	1/3/87
125	Nate Lewis at SF	1/7/95
120	Autry Denison vs. PHI	1/19/02

TOUCHDOWNS, CAREER

1	Devin Hester	2006-13
---	--------------	---------

LONG

92t	Devin Hester vs. IND	2/4/07
60	Dennis Gentry vs. WAS	1/3/87
49	Dennis Gentry vs. WAS	1/10/88

INTERCEPTIONS

INTERCEPTIONS, CAREER

4	George McAfee	1940-41, 45-50
	Clyde Turner	1940-52
3	Mike Richardson	1983-88
	Sid Luckman	1939-50

INTERCEPTIONS, GAME

2	Gary Fenick at SF	1/5/85
	George McAfee at NYG	12/15/46
	Dante Magnani at NYG	12/15/46
	Sid Luckman vs. WAS	12/26/43
	George Wilson vs. GB	12/14/41
	Joe Maniaci at WAS	12/8/40

YARDS, CAREER

68	George McAfee	1940-41, 45-50
61	Larry Morris	1959-65
59	Brian Urlacher	2000-12

YARDS, GAME

61	Larry Morris vs. NYG	12/29/63
51	Vestee Jackson vs. PHI	12/31/88
49	Dante Magnani at NYG	12/15/46

TOUCHDOWNS, CAREER

1	Jerry Azumah vs. PHI (39 yards)	1/19/02
	Reggie Phillips vs. NE (38 yards)	1/26/86
	Dante Magnani at NYG (19 yards)	12/15/46
	Hampton Pool at WAS (15 yards)	12/8/40
	George McAfee at WAS (34 yards)	12/8/40
	Clyde Turner at WAS (24 yards)	12/8/40

LONG

51	Vestee Jackson vs. PHI	12/31/88
47	Maurice Douglass vs. PHI	1/23/88
	Jim Morrissey vs. NE	1/26/86
39	Brian Urlacher vs. GB	1/23/11
	Jerry Azumah vs. PHI	1/19/02

SACKS

SACKS, CAREER

10.5	Richard Dent	1983-93, 95
8	Dan Hampton	1979-90
5.5	Steve McMichael	1981-93

SACKS, GAME

3.5	Richard Dent vs. NYG	1/5/86
3	Richard Dent at WAS	12/30/84
2	Trace Armstrong at MIN	1/1/95
	Otis Wilson vs. NE	1/26/86
	Dan Hampton at WAS	12/30/84
	Dan Hampton at PHI	12/23/79
1.5	Tommie Harris vs. SEA	1/26/11

SCORING

MOST POINTS, GAME

46	vs. NE (W)	1/26/86
39	vs. NO (W)	1/21/07
35	vs. SEA (W)	1/16/11
	at MIN (W)	1/1/95

FEWEST POINTS, GAME

0	at SF (L)	1/6/85
3	at NYG (L)	1/13/9
7	vs. SF (L)	1/8/89
	at DAL (L)	12/26/77

MOST POINTS, BOTH TEAMS, GAME

59	vs. SEA (39-24)	1/16/11
	at SF (15-44)	1/7/85
56	vs. NE (46-10)	1/26/86
53	vs. NO (39-14)	1/21/07
	at MIN (35-18)	1/1/95

FEWEST POINTS, BOTH TEAMS, GAME

21	vs. NYG (21-0)	1/5/86
22	vs. NO (16-6)	1/6/91
23	at SF (0-33)	1/6/85

LARGEST MARGIN OF VICTORY, GAME

36	vs. NE (46-10)	1/26/86
25	vs. NO (39-14)	1/21/07
24	vs. LA Rams (24-0)	1/12/86

MOST POINTS, SHUTOUT VICTORY, GAME

24	vs. LA Rams	1/12/86
21	vs. NYG	1/5/86

MOST POINTS OVERCOME TO WIN GAME

3	vs. SEA	1/14/07
	vs. MIN	1/1/95
	vs. NE	1/26/86
	at WAS	12/30/84

MOST POINTS, EACH HALF

1st:		
23	vs. NE	1/26/86
21	vs. SEA	1/16/11
	vs. SEA	1/14/07
2nd:		
23	vs. NO	1/21/07
	vs. NE	1/26/86
	at MIN	1/1/95
	Last: vs. GB	1/23/11

MOST POINTS, EACH QUARTER

1st:		
13	vs. SEA	1/16/11
14	vs. NE	1/26/86
2nd:		
14	vs. SEA	1/14/07
	at MIN	1/1/95
3rd:		
21	vs. NE	1/26/86
14	vs. NYG	1/5/86
4th:		
14	vs. NO	1/21/07
	Last: vs. GB	1/23/11
OT:		
3	vs. SEA	1/14/07

TOUCHDOWNS

MOST TOUCHDOWNS, GAME

5	Last: vs. SEA	1/16/11
4	vs. NO	1/21/07
3	Last: vs. SEA	1/14/07

FEWEST TOUCHDOWNS, GAME

0	at NYG	1/13/91
	vs. SF	1/8/89
	at SF	1/6/85

MOST TOUCHDOWNS, BOTH TEAMS, GAME

8	vs. SEA (5 and 3)	1/16/11
	at SF (2 and 6)	1/7/85
7	at MIN (5 and 2)	1/1/95
6	Last: vs. NO (4 and 2)	1/21/07

FEWEST TOUCHDOWNS, BOTH TEAMS, GAME

1	vs. NO (1 and 0)	1/6/91
2	vs. PHI (1 and 1)	1/6/19
	vs. PHI (2 and 0)	12/31/88
	at SF (0 and 2)	1/6/85
3	Last: vs. DAL	12/29/91

FIELD GOALS

MOST FIELD GOALS MADE, GAME

3	Last: vs. PHI	1/6/19
2	Last: vs. SEA	1/14/07

MOST FIELD GOALS MADE, BOTH TEAMS, GAME

6	vs. PHI (2 and 4)	12/31/88
5	vs. PHI (1 and 4)	1/19/02
	vs. NO (3 and 2)	1/6/91
4	Last: vs. PHI (3 and 1)	1/6/19

MOST FIELD GOALS ATTEMPTED, GAME

4	Last: vs. PHI	1/6/19
	vs. PHI	12/31/88
	vs. NO	1/6/91

MOST FIELD GOALS ATTEMPTED, BOTH TEAMS, GAME

9	vs. PHI (4 and 5)	12/31/88
8	vs. NO (4 and 4)	1/6/91
6	vs. WAS (3 and 3)	1/3/87

DEFENSE SCORING

FEWEST POINTS ALLOWED, GAME

0	vs. LA Rams (W)	1/12/86
	vs. NYG (W)	1/5/86

6	vs. NO (W)	1/6/91
	vs. NE (W)	1/26/86

MOST POINTS ALLOWED, GAME

44	at SF (L)	1/7/95
37	at DAL (L)	12/26/77
33	vs. PHI (L)	1/19/02

FEWEST TOUCHDOWNS ALLOWED, GAME

0	vs. NO	1/6/91
	vs. PHI	12/31/88
	vs. LA Rams	1/12/86
	vs. NYG	1/5/86
1	vs. NE	1/26/86

MOST TOUCHDOWNS ALLOWED, GAME

6	at SF	1/7/95
4	at NYG	1/13/91
	vs. SF	1/8/89
	at DAL	12/26/77
3	Last: vs. SEA	1/14/07

FIRST DOWNS

OVERALL FIRST DOWNS

MOST FIRST DOWNS, GAME

26	vs. DAL	12/29/91
23	vs. CAR	1/15/06
	vs. NE	1/26/86
21	vs. SEA	1/16/11
	vs. SEA	1/14/07

FEWEST FIRST DOWNS, GAME

10	vs. PHI	1/19/02
11	at NYG	1/13/91
	vs. IND	2/14/07
	at NO	1/10/21
13	Last: vs. LA Rams	1/12/86

MOST FIRST DOWNS, BOTH TEAMS, GAME

47	at SF (20 and 27)	1/7/95
44	vs. CAR (23 and 21)	1/15/06
41	vs. DAL (26 and 15)	12/29/91

FEWEST FIRST DOWNS, BOTH TEAMS, GAME

22	vs. LA Rams (13 and 9)	1/12/86
27	vs. NYG (17 and 10)	1/5/86
29	vs. PHI (10 and 19)	1/19/02
	vs. NO (18 and 11)	1/6/91

FIRST DOWNS BY RUSHING

MOST FIRST DOWNS, RUSHING, GAME

13	vs. NE	1/26/86
12	vs. NO	1/21/07
11	vs. DAL	12/29/91
	vs. SEA	1/16/11

FEWEST FIRST DOWNS, RUSHING, GAME

0	at NYG	1/13/91
3	Last: vs. PHI	1/6/19
	vs. IND	2/14/07
4	at SF	1/7/95
	at DAL	12/26/77

MOST FIRST DOWNS, RUSHING, BOTH TEAMS, GAME

20	vs. SEA (8 and 12)	1/14/07
18	vs. DAL (12 and 6)	12/29/91
	at SF (9 and 9)	1/6/85
17	Last: at SF (4 and 13)	1/7/95

FEWEST FIRST DOWNS, RUSHING, BOTH TEAMS, GAME

5	vs. PHI (2 and 3)	1/6/19
8	at MIN (5 and 3)	1/1/95
9	vs. PHI (8 and 1)	12/31/88

FIRST DOWNS BY PASSING

MOST FIRST DOWNS, PASSING, GAME

17	vs. PHI	1/6/19
14	vs. DAL	12/29/91
13	at SF	1/7/95

FEWEST FIRST DOWNS, PASSING, GAME

2	vs. PHI	1/19/02
3	at SF	1/6/85
5	vs. WAS	1/3/87

MOST FIRST DOWNS, PASSING, BOTH TEAMS, GAME

38	vs. PHI (21 and 17)	1/6/19
29	at MIN (11 and 18)	1/1/95
27	vs. PHI (6 and 21)	12/31/88

FEWEST FIRST DOWNS, PASSING, BOTH TEAMS, GAME

11	vs. LA Rams (8 and 3)	1/12/86
13	vs. WAS (5 and 8)	1/3/87
15	Last: vs. PHI (2 and 13)	1/19/02

FIRST DOWNS BY PENALTY

MOST FIRST DOWNS, PENALTY, GAME

6	vs. CAR	1/15/06
3	vs. SEA	1/14/07
	at SF	1/7/95
2	Last: vs. PHI	1/6/19

MOST FIRST DOWNS, PENALTY, BOTH TEAMS, GAME

7	vs. CAR (6 and 1)	1/15/06
	at SF (3 and 3)	1/7/95
4	Last: vs. PHI (2 and 2)	1/6/19

DEFENSE FIRST DOWNS

FEWEST FIRST DOWNS ALLOWED, GAME

9	vs. LA Rams	1/12/86
10	vs. NYG	1/5/86
11	vs. NO	1/6/91

MOST FIRST DOWNS ALLOWED, GAME

27	at SF	1/7/95
----	-------	--------

25	at SF	1/6/85
24	vs. IND	2/4/07

RUSHING FIRST DOWNS

FEWEST RUSHING FIRST DOWNS ALLOWED, GAME		
1	Four Times, Last: vs. SEA	1/16/11
2	vs. PHI	1/6/19
	vs. NO	1/6/91
3	vs. NO	1/21/07
	at MIN	1/1/95

MOST RUSHING FIRST DOWNS ALLOWED, GAME		
16	at NYG	1/13/91
13	at SF	1/7/95
	at DAL	12/26/77
12	vs. IND	2/4/07
	vs. SEA	1/14/07

PASSING FIRST DOWNS

FEWEST PASSING FIRST DOWNS ALLOWED, GAME		
3	vs. LA Rams	1/12/86
6	vs. SEA	1/14/07
	vs. DAL	12/29/91

MOST PASSING FIRST DOWNS ALLOWED, GAME		
21	vs. PHI	12/31/88
18	at MIN	1/1/95
17	vs. PHI	1/6/19

FIRST DOWNS BY PENALTY

FEWEST FIRST DOWNS ALLOWED BY PENALTIES, GAME		
0	Seven Times, Last: vs. NO	1/21/07

MOST FIRST DOWNS ALLOWED BY PENALTIES, GAME		
3	vs. GB	1/23/11
	vs. SEA	1/16/11
	at SF	1/7/95
	vs. WAS	1/3/87
2	Last: vs. PHI	1/6/19

NET YARDS GAINED

MOST NET YARDS GAINED, GAME		
437	vs. SEA	1/16/11
408	vs. NE	1/26/86
372	vs. DAL	12/29/91

FEWEST NET YARDS GAINED, GAME		
184	vs. PHI	1/19/02
186	at SF	1/6/85
220	at WAS	1/3/87

MOST NET YARDS GAINED, BOTH TEAMS, GAME		
771	vs. PHI (341 and 430)	12/31/88
716	vs. CAR (282 and 434)	1/15/06
705	vs. NO (340 and 375)	1/21/07

FEWEST NET YARDS GAINED, BOTH TEAMS, GAME		
362	vs. LA Rams (232 and 130)	1/12/86
520	vs. PHI (184 and 336)	1/19/02
	at NYG (232 and 288)	1/13/91
522	vs. WAS (220 and 302)	1/3/87

NET YARDS ALLOWED

FEWEST NET YARDS ALLOWED, GAME		
123	vs. NE	1/26/86
130	vs. LA Rams	1/12/86
181	vs. NYG	1/5/86

MOST NET YARDS ALLOWED, GAME		
434	vs. CAR	1/15/06
430	vs. IND	2/4/07
430	vs. PHI	12/31/88
406	vs. SF	1/6/89

OFFENSIVE PLAYS

MOST OFFENSIVE PLAYS, GAME		
82	vs. DAL	12/29/91
77	vs. SEA	1/16/11
76	vs. NE	1/26/86

FEWEST OFFENSIVE PLAYS, GAME		
47	vs. PHI	1/19/02
48	vs. IND	2/4/07
52	at NYG	1/13/91

MOST OFFENSIVE PLAYS, BOTH TEAMS, GAME		
142	vs. SEA (75 and 67)	1/14/07
137	vs. SEA (77 and 60)	1/16/11
136	vs. NO (72 and 64)	1/21/07
	at MIN (54 and 82)	1/1/95

FEWEST OFFENSIVE PLAYS, BOTH TEAMS, GAME		
119	at DAL (55 and 64)	12/26/77
	vs. PHI (57 and 73)	1/19/02
	at NYG (52 and 68)	1/13/91
121	vs. LA Rams (61 and 60)	1/12/86
	vs. NYG (68 and 53)	1/5/86

YARDS PER PLAY

HIGHEST YARDS PER PLAY AVERAGE, GAME		
5.98	vs. PHI (341 yds, 57 plays)	12/31/88
5.7	at MIN (308 yds, 54 plays)	1/1/95
5.67	vs. SEA (437 yds, 77 plays)	1/16/11

LOWEST YARDS PER PLAY AVERAGE, GAME		
2.95	at SF (186 yds, 63 plays)	1/6/85
3.58	at SF (247 yds, 69 plays)	1/7/95
3.8	vs. LA Rams (232 yds, 61 plays)	1/12/86

HIGHEST YARDS PER PLAY AVERAGE, BOTH TEAMS, GAME		
5.84	vs. PHI (771 yds, 132 plays)	12/31/88
5.38	vs. IND (895 yds, 129 plays)	2/4/07

5.36	vs. SEA (713 yds, 133 plays)	1/16/11
------	------------------------------	---------

LOWEST YARDS PER PLAY AVERAGE, BOTH TEAMS, GAME		
2.99	vs. LA Rams (262 yds, 121 plays)	1/12/86
4.05	vs. WAS (522 yds, 129 plays)	1/3/87
4.08	vs. NE (531 yds, 130 plays)	1/26/86

RUSHING

RUSHING ATTEMPTS

MOST RUSHING ATTEMPTS, GAME		
49	vs. NE	1/26/86
46	vs. NO	1/21/07
45	vs. SEA	1/16/11

FEWEST RUSHING ATTEMPTS, GAME		
16	at NYG	1/13/91
18	vs. PHI	1/6/19
	at SF	1/7/95

MOST RUSHING ATTEMPTS, BOTH TEAMS, GAME		
75	at DAL (27 and 48)	12/26/77
66	at PHI (29 and 37)	12/23/79
65	vs. SEA (34 and 31)	1/14/07

FEWEST RUSHING ATTEMPTS, BOTH TEAMS, GAME		
41	vs. PHI (23 and 18)	1/6/19
49	at MIN (30 and 19)	1/1/95
41	vs. PHI (33 and 16)	12/31/88
54	vs. PHI (23 and 31)	

RUSHING YARDS GAINED

MOST RUSHING YARDS GAINED, GAME		
196	vs. NO	1/21/07
189	vs. IND	1/6/91
176	vs. SEA	1/16/11

FEWEST RUSHING YARDS GAINED, GAME		
27	at NYG	1/13/91
39	at SF	1/7/95
81	at DAL	12/26/77

MOST RUSHING YARDS GAINED, BOTH TEAMS, GAME		
314	at DAL (81 and 233)	12/26/77
308	at SF (149 and 159)	1/6/85
302	vs. IND (111 and 191)	2/4/07

FEWEST RUSHING YARDS GAINED, BOTH TEAMS, GAME		
107	vs. PHI (42 and 65)	1/6/19
143	at MIN (94 and 49)	1/1/95
174	vs. NE (87 and 7)	1/26/86

YARDS PER CARRY

HIGHEST YARDS PER CARRY AVERAGE, GAME		
5.84	vs. IND (111 yds, 19 carries)	2/4/07
4.97	vs. PHI (164 yds, 33 carries)	12/31/88
4.83	vs. PHI (111 yds, 23 carries)	1/19/02

LOWEST YARDS PER CARRY AVERAGE, GAME		
1.69	at NYG (27 yds, 16 carries)	1/13/91
2.17	at SF (39 yds, 18 carries)	1/7/95
2.76	vs. LA Rams (91 yds, 33 carries)	1/12/86

HIGHEST YARDS PER CARRY AVERAGE, BOTH TEAMS, GAME		
5.05	at SF (308 yds, 61 carries)	1/6/85
4.95	vs. IND (302 yds, 61 carries)	2/4/07
4.41	vs. PHI (216 yds, 49 carries)	12/31/88

LOWEST YARDS PER CARRY AVERAGE, BOTH TEAMS, GAME		
2.6	vs. PHI (107 yds, 41 carries)	1/6/19
2.81	vs. NE (174 yds, 62 carries)	1/26/86
2.92	at MIN (143 yds, 49 carries)	1/1/95

RUSHING TOUCHDOWNS

MOST RUSHING TOUCHDOWNS, GAME		
4	vs. NE	1/26/86
3	vs. SEA	1/16/11
	vs. NO	1/21/07
2	Last: vs. SEA	1/14/07

FEWEST RUSHING TOUCHDOWNS, GAME		
0	12 Times, Last: vs. PHI	1/6/19

MOST RUSHING TOUCHDOWNS, BOTH TEAMS, GAME		
6	at SF (1 and 5)	1/7/95
4	vs. SEA (2 and 2)	1/14/07
4	vs. NE (4 and 0)	1/26/86
3	Last: vs. GB (1 and 2)	1/23/11

FEWEST RUSHING TOUCHDOWNS, BOTH TEAMS, GAME		
0	vs. PHI	1/6/19
	vs. NO	1/6/91
	vs. NYG	1/5/86
1	Seven Times, Last: vs. IND	2/4/07

DEFENSE RUSHING

FEWEST RUSHING YARDS ALLOWED, GAME		
7	vs. NE	1/26/86
32	vs. NYG	1/5/86
34	vs. SEA	1/16/11

MOST RUSHING YARDS ALLOWED, GAME		
231	at DAL	12/26/77
194	at NYG	1/13/91
191	vs. IND	2/4/07

RUSHING TOUCHDOWNS

FEWEST RUSHING TOUCHDOWNS ALLOWED, GAME		
0	11 Times, Last: vs. PHI	1/6/19

MOST RUSHING TOUCHDOWNS ALLOWED, GAME		
5	at SF	1/7/95
3	at DAL	12/26/77
2	vs. GB	1/23/11
	vs. SEA	1/14/07

at NYG 1/13/91
at WAS 12/30/84

PASSING ATTEMPTS

MOST PASSING ATTEMPTS, GAME		
47	at SF	1/7/95
45	vs. DAL	12/29/91
45	vs. SF	1/8/89
43	vs. PHI	1/6/19

FEWEST PASSING ATTEMPTS, GAME		
17	at WAS	12/30/84
21	vs. NYG	1/5/86
22	Last vs. PHI	1/19/02

MOST PASSING ATTEMPTS, BOTH TEAMS, GAME		
84	at MIN (23 and 61)	1/9/95
83	vs. PHI (40 and 43)	1/6/19
78	vs. PHI (23 and 55)	12/31/88

FEWEST PASSING ATTEMPTS, BOTH TEAMS, GAME		
39	at DAL (25 and 14)	12/26/77
53	at NYG (36 and 17)	1/13/91
	at PHI (30 and 23)	12/23/79
56	vs. LA Rams (25 and 31)	1/12/86
	vs. NYG (21 and 35)	1/5/86

COMPLETIONS

MOST COMPLETIONS, GAME		
29	at SF	1/7/95
26	vs. PHI	1/6/19
23	vs. DAL	12/29/91

FEWEST COMPLETIONS, GAME		
10	at WAS	12/30/84
11	Last vs. NO	1/21/07

MOST COMPLETIONS, BOTH TEAMS, GAME		
51	vs. PHI (25 and 26)	1/6/19
48	at MIN (15 and 33)	1/9/95
47	at SF (29 and 18)	1/7/95

FEWEST COMPLETIONS, BOTH TEAMS, GAME		
23	vs. NO (15 and 8)	1/6/91
25	vs. NYG (11 and 14)	1/5/86
26	at PHI (13 and 12)	12/23/79
26	vs. WAS (11 and 15)	1/3/87
	vs. LA Rams (16 and 10)	1/12/86

HIGHEST COMPLETION PERCENTAGE, GAME		
71.40%	vs. IND (20-28)	2/4/07
65.20%	at MIN (15-23)	1/9/95
64.00%	vs. LA Rams (16-25)	1/12/86

LOWEST COMPLETION PERCENTAGE, GAME		
35.50%	vs. WAS (11-30)	1/3/87
41.50%	vs. CAR (17-41)	1/15/06
42.30%	vs. NO (11-26)	1/21/07

HIGHEST COMPLETION PERCENTAGE, BOTH TEAMS, GAME		
68.80%	vs. IND (45-66)	2/4/07
64.40%	at SF (47-73)	1/7/95
61.40%	vs. PHI (51-83)	1/6/19

LOWEST COMPLETION PERCENTAGE, BOTH TEAMS, GAME		
40.00%	vs. NO (24-60)	1/6/91
41.20%	at WAS (26-63)	1/3/87
44.60%	vs. NYG (25-56)	1/5/86

NET PASSING YARDS GAINED

MOST NET PASSING YARDS, GAME		
291	vs. PHI	1/6/19
281	vs. SEA	1/16/11
251	vs. SEA	1/14/07

FEWEST NET PASSING YARDS, GAME		
37	at SF	1/6/85
73	vs. PHI	1/19/02
127	vs. WAS	1/3/87

MOST NET PASSING YARDS, BOTH TEAMS, GAME		
555	vs. PHI (177 and 378)	12/31/88
544	at MIN (214 and 340)	1/9/95
549	vs. PHI (258 and 291)	1/6/19

FEWEST NET PASSING YARDS, BOTH TEAMS, GAME		
185	vs. LA Rams (141 and 44)	1/12/86
265	at SF (37 and 228)	1/6/85
275	at DAL (143 and 132)	12/26/77

SACKS

FEWEST TIMES SACKED, GAME		
0	Last vs. NO	1/21/07
1	Last vs. IND	2/4/07

MOST TIMES SACKED, GAME		
9	at SF	1/6/85
5	vs. WAS	1/10/88
	at WAS	12/30/84
4	at SF	1/7/95

FEWEST TIMES SACKED, BOTH TEAMS, GAME		
2	vs. IND (1 and 1)	2/4/07
	vs. SF (0 and 2)	1/8/89
3	Last vs. PHI (2 and 1)	1/6/19

MOST TIMES SACKED, BOTH TEAMS, GAME		
12	at WAS (5 and 7)	12/30/84
	at SF (9 and 3)	1/6/85
10	vs. NE (3 and 7)	1/26/86

GROSS YARDS GAINED

MOST GROSS PASSING YARDS, GAME		
203	vs. PHI	1/6/19
282	vs. SEA	1/14/07
274	vs. SEA	1/16/11

FEWEST GROSS PASSING YARDS, GAME		
87	at SF	1/6/85
89	vs. PHI	1/9/02
134	vs. WAS	1/3/87

MOST GROSS PASSING YARDS, BOTH TEAMS, GAME		
592	vs. PHI (185 and 407)	12/31/88
572	at MIN (231 and 351)	1/9/95
569	vs. PHI (266 and 303)	1/6/19

FEWEST GROSS PASSING YARDS, BOTH TEAMS, GAME		
230	vs. LA Rams (164 and 66)	1/12/86
311	at DAL (177 and 134)	12/26/77
317	at NYG (205 and 112)	1/13/91

TOUCHDOWNS

MOST PASSING TOUCHDOWNS, GAME		
3	at WAS	12/30/84
2	3 Times, Last vs. SEA	1/16/11
1	11 Times, Last vs. IND	2/4/07

FEWEST PASSING TOUCHDOWNS, GAME		
0	Six times, Last vs. PHI	1/19/02

MOST PASSING TOUCHDOWNS, BOTH TEAMS, GAME		
5	vs. SEA (2 and 3)	1/16/11
4	vs. CAR (1 and 3)	1/15/06
	at MIN (2 and 2)	1/12/86
3	6 Times, Last vs. PHI (2 and 1)	1/6/19

FEWEST PASSING TOUCHDOWNS, BOTH TEAMS, GAME		
1	6 Times, Last vs. GB (1 and 0)	1/23/11

INTERCEPTIONS

FEWEST INTERCEPTIONS THROWN, GAME		
0	Last vs. PHI	1/6/19

MOST INTERCEPTIONS THROWN, GAME		
4	at DAL	12/26/77
3	vs. GB	1/23/11
	vs. PHI	1/19/02
	vs. PHI	12/31/88
	vs. WAS	1/10/88
2	Last vs. IND	2/4/07

FEWEST INTERCEPTIONS THROWN, BOTH TEAMS, GAME		
0		1/5/86
1	4 Times, Last vs. NO (0 and 1)	1/21/07

MOST INTERCEPTIONS THROWN, BOTH TEAMS, GAME		
6	vs. PHI (3 and 3)	12/31/88
5	vs. GB (3 and 2)	1/23/11
	at DAL (4 and 1)	12/26/77
4	vs. PHI (3 and 1)	1/19/02
	vs. WAS (3 and 1)	1/10/88

DEFENSE PASSING ATTEMPTS

FEWEST PASSING ATTEMPTS ALLOWED, GAME		
14	at DAL	12/26/77
17	at NYG	1/13/91
18	vs. DAL	12/29/91

MOST PASSING ATTEMPTS ALLOWED, GAME		
81	at MIN	1/9/95
95	vs. PHI	12/31/88
49	vs. NO	1/21/07

COMPLETIONS

FEWEST COMPLETIONS ALLOWED, GAME		
8	at DAL	12/26/77
9	vs. DAL	12/29/91
10	at NYG	1/13/91
	vs. LA Rams	1/12/86

MOST COMPLETIONS ALLOWED, GAME		
33	at MIN	1/9/95
27	vs. NO	1/21/07
	vs. PHI	12/31/88
26	vs. SEA	1/16/11
	vs. PHI	1/19/02

GROSS PASSING YARDS

FEWEST GROSS PASSING YARDS ALLOWED, GAME		
66	vs. LA Rams	1/12/86
112	at NYG	1/13/91
134	at DAL	12/26/77

MOST GROSS PASSING YARDS ALLOWED, GAME		
407	vs. PHI	12/31/88
354	vs. NO	1/21/07
351	at MIN	1/9/95

NET PASSING YARDS

FEWEST NET PASSING YARDS ALLOWED, GAME		
44	vs. LA Rams	1/12/86
94	at NYG	1/13/91
116	vs. NE	1/26/86

MOST NET PASSING YARDS ALLOWED, GAME		
378	vs. PHI	12/31/88
340	at MIN	1/9/95
319	vs. NO	1/21/07

PASSING TOUCHDOWNS

FEWEST PASSING TOUCHDOWNS ALLOWED, GAME

0 6 Times, Last: vs. GB 1/23/11

MOST PASSING TOUCHDOWNS ALLOWED, GAME

3 vs. SEA 1/6/11
vs. CAR 1/5/06
vs. SF 1/8/09
at PHI 12/23/79
2 Six times, Last: vs. PHI 1/6/19

PUNTING

PUNTS

MOST PUNTS, GAME

10 vs. LA Rams 1/12/86
9 vs. GB 1/23/11
7 Last: vs. NO 1/21/07

FEWEST PUNTS, GAME

1 vs. DAL 12/29/91
2 at NYG 1/13/91
vs. NO 1/6/91
vs. PHI 12/31/88
3 at MIN 1/9/95

MOST PUNTS, BOTH TEAMS, GAME

17 vs. LA Rams (10 and 10) 1/12/86
21 vs. GB (9 and 8) 1/23/11
15 vs. NYG (6 and 9) 1/5/86

FEWEST PUNTS, BOTH TEAMS, GAME

4 vs. DAL (1 and 3) 12/29/91
4 at NYG (2 and 3) 1/13/91
vs. NO (2 and 3) 1/6/91
6 at SF (4 and 2) 1/7/95
vs. PHI (2 and 4) 12/31/88

GROSS PUNT AVERAGE

HIGHEST GROSS PUNT AVERAGE (MIN. 3 PUNTS), GAME

47.43 vs. NO (7 punts, 332 yds) 1/21/07
45.20 vs. IND (5 punts, 226 yds) 2/4/07
43.25 vs. NE (4 punts, 173 yds) 1/26/86

LOWEST GROSS PUNT AVERAGE (MIN. 3 PUNTS), GAME

31.43 vs. SF (7 punts, 220 yds) 1/8/89
35.14 vs. CAR (7 punts, 246 yds) 1/5/06
36.3 vs. LA Rams (10 punts, 363 yds) 1/12/86

RETURNS

PUNT RETURNS

MOST PUNT RETURNS, GAME

6 vs. NYG 1/5/86
5 vs. WAS 1/3/87
vs. LA Rams 1/12/86
4 vs. GB 1/23/11

FEWEST PUNT RETURNS, GAME

0 vs. PHI 1/6/19
at SF 1/7/95
at PHI 12/23/79
1 Five times, Last: vs. IND 2/4/07

MOST PUNT RETURNS, BOTH TEAMS, GAME

9 vs. LA Rams (5 and 4) 1/12/86
8 vs. WAS (5 and 3) 1/3/87
vs. NYG (6 and 2) 1/5/86
7 vs. GB (4 and 3) 1/23/11

FEWEST PUNT RETURNS, BOTH TEAMS, GAME

1 at MIN (1 and 0) 1/9/95
2 at SF (0 and 2) 1/7/95
vs. DAL (2 and 0) 12/29/91
vs. PHI (1 and 1) 12/31/88
3 at NYG (2 and 1) 1/13/91
vs. NO (2 and 1) 1/6/91

PUNT RETURN YARDS GAINED

MOST PUNT RETURN YARDS, GAME

28 vs. GB 1/23/11
38 vs. SEA 1/6/11
27 vs. WAS 1/3/87
vs. NYG 1/5/86

FEWEST PUNT RETURN YARDS, GAME

0 at SF 1/7/95
vs. PHI 12/31/88
at PHI 12/23/79
1 Last: vs. PHI 1/6/19

MOST PUNT RETURN YARDS, BOTH TEAMS, GAME

81 at SF (12 and 69) 1/6/05
77 vs. WAS (12 and 65) 1/10/88
51 vs. GB (38 and 13) 1/23/11
at PHI (0 and 51) 12/23/79

FEWEST PUNT RETURN YARDS, BOTH TEAMS, GAME

0 vs. CAR (1 and -1) 1/15/06
1 vs. PHI (1 and 0) 1/6/19
at MIN (1 and 0) 1/9/95
3 vs. PHI (0 and 3) 12/31/88

PUNT RETURN AVERAGE

HIGHEST PUNT RETURN AVERAGE (MIN. 2 RETURNS), GAME

15 vs. SEA (2 returns, 30 yds) 1/6/11
12 vs. NO (2 returns, 24 yds) 12/1/07
10 vs. NE (2 returns, 20 yds) 1/26/86

LOWEST PUNT RETURN AVERAGE (MIN. 2 RETURNS), GAME

0.5 vs. CAR (2 returns, 1 yd) 1/15/06
1.5 at NYG (2 returns, 3 yds) 1/13/91
1.7 vs. SEA (3 returns, 5 yds) 1/4/07

PUNT RETURN TOUCHDOWNS

MOST PUNT RETURN TOUCHDOWNS, GAME

1 vs. NYG 1/5/86

MOST PUNT RETURN TOUCHDOWNS, BOTH TEAMS, GAME

1 vs. WAS (0 and 1) 1/10/88
vs. NYG (1 and 0) 1/5/86

KICKOFF RETURNS

MOST KICKOFF RETURNS, GAME

8 vs. PHI 1/9/02
at DAL 12/26/77
6 Last: vs. IND 2/4/07

FEWEST KICKOFF RETURNS, GAME

1 Last: vs. NO 1/6/91
3 Last: vs. PHI 1/6/19

MOST KICKOFF RETURNS, BOTH TEAMS, GAME

12 vs. PHI (8 and 4) 1/9/02
11 vs. NE (4 and 7) 1/25/86
10 Last: vs. IND (6 and 4) 2/4/07

FEWEST KICKOFF RETURNS, BOTH TEAMS, GAME

5 Last: vs. PHI (2 and 3) 1/6/19
6 Last: vs. DAL (4 and 2) 12/29/91

KICKOFF RETURN YARDS

MOST KICKOFF RETURN YARDS, GAME

160 vs. PHI 1/9/02
162 at DAL 12/26/77
159 vs. WAS 1/3/87

FEWEST KICKOFF RETURN YARDS, GAME

21 vs. NYG 1/5/86
22 vs. LA Rams 1/12/86
24 vs. SEA 1/6/11

MOST KICKOFF RETURN YARDS, BOTH TEAMS, GAME

264 vs. PHI (160 and 84) 1/9/02
239 vs. SEA (73 and 166) 1/4/07
232 vs. CAR (132 and 100) 1/15/06

FEWEST KICKOFF RETURN YARDS, BOTH TEAMS, GAME

82 at SF (67 and 15) 1/6/05
85 vs. WAS (29 and 56) 1/10/88
93 vs. DAL (59 and 34) 12/29/91

KICKOFF RETURN AVERAGE

HIGHEST KICKOFF RETURN AVG. (MIN. 2 RETURNS), GAME

26.5 vs. WAS (6 returns, 159 yds) 1/3/87
24.7 at WAS (3 returns, 74 yds) 12/30/84
23 vs. IND (6 returns, 138 yds) 2/4/07

LOWEST KICKOFF RETURN AVG. (MIN. 2 RETURNS), GAME

8 vs. SEA (3 returns, 24 yds) 1/6/11
12.3 vs. NE (4 returns, 49 yds) 1/25/86
13 vs. NO (3 returns, 39 yds) 1/21/07

PENALTIES

FEWEST PENALTIES, GAME

1 vs. NO 1/21/07
vs. PHI 1/9/02
2 vs. PHI 12/31/88
vs. NYG 1/5/86
3 Last: vs. PHI 1/6/19

MOST PENALTIES, GAME

9 vs. GB 1/23/11
8 vs. SEA 1/6/11
7 vs. NO 1/6/91
vs. NE 1/25/86
at SF 1/6/95

FEWEST PENALTIES, BOTH TEAMS, GAME

3 vs. SF (3 and 0) 1/8/89
6 Last: vs. PHI (3 and 3) 1/6/19
7 Three times, Last: vs. PHI 1/9/02

MOST PENALTIES, BOTH TEAMS, GAME

17 at MIN (6 and 11) 1/9/95
15 vs. GB (9 and 6) 1/23/11
13 vs. CAR (4 and 9) 1/15/06
at WAS (6 and 7) 12/30/84

PENALTY YARDS

FEWEST PENALTY YARDS, GAME

5 vs. NO 1/21/07
vs. PHI 1/9/02
vs. PHI 12/31/88
16 vs. DAL 12/29/91
19 vs. CAR 1/15/06

MOST PENALTY YARDS, GAME

89 vs. GB 1/23/11
71 vs. SEA 1/6/11
57 vs. NO 1/6/91

FEWEST PENALTY YARDS, BOTH TEAMS, GAME

32 vs. DAL (16 and 16) 12/29/91
35 vs. SF (35 and 0) 1/8/89
45 at NYG (30 and 15) 1/13/91
vs. NYG (20 and 25) 1/5/86

MOST PENALTY YARDS, BOTH TEAMS, GAME

129 vs. GB (89 and 40) 1/23/11
115 at MIN (30 and 85) 1/9/95
107 vs. WAS (42 and 65) 1/3/87

FUMBLES

FEWEST FUMBLES, GAME

0	Last vs. PHI	1/6/19
1	Eight times, Last: vs. GB	1/23/11

MOST FUMBLES, GAME

4	vs. IND	2/4/07
	vs. SEA	1/14/07
3	Four times, Last: vs. WAS	1/3/87

FEWEST FUMBLES, BOTH TEAMS, GAME

0	vs. PHI (3 and 0)	1/6/19
1	vs. PHI (3 and 0)	1/19/02
	at NYG (0 and 1)	1/13/91
	vs. PHI (0 and 0)	12/31/88
2	vs. WAS (1 and 0)	1/10/88
	at SF (1 and 0)	1/6/95

MOST FUMBLES, BOTH TEAMS, GAME

7	vs. NE (3 and 4)	1/26/86
	vs. LA Rams (3 and 4)	1/12/86
6	vs. IND (4 and 2)	2/4/07
5	Five times, Last: at SF	1/7/95

LOST FUMBLES

FEWEST LOST FUMBLES, GAME

0	Nine Times, Last: vs. GB	1/23/11
---	--------------------------	---------

MOST LOST FUMBLES, GAME

3	vs. IND	2/4/07
	at DAL	12/26/77
2	vs. WAS	1/3/87
	vs. NE	1/26/86
1	Ten times, Last: vs. SEA	1/14/07

FEWEST LOST FUMBLES, BOTH TEAMS, GAME

0	Five Times, Last: vs. GB	1/23/11
1	Eight Times, Last: vs. SEA	1/14/07

MOST LOST FUMBLES, BOTH TEAMS, GAME

6	vs. NE (2 and 4)	1/26/86
5	vs. IND (3 and 2)	2/4/07
	at DAL (3 and 2)	12/26/77
3	Four times, Last: vs. NO	1/21/07

TAKEAWAYS

TOTAL TAKEAWAYS

MOST TAKEAWAYS, GAME

6	vs. NE	1/26/86
4	vs. NO	1/21/07
	at MIN	1/1/95
3	Last: vs. IND	2/4/07

FEWEST TAKEAWAYS, GAME

0	vs. SEA	1/6/11
	vs. DAL	12/29/91
1	Last: vs. SEA	1/14/07

INTERCEPTIONS

MOST PASSES INTERCEPTED BY, GAME

3	vs. NO	1/6/91
	vs. PHI	12/11/88
2	vs. GB	1/23/11
	at MIN	1/1/95
	vs. NE	1/26/86
	at SF	1/6/95

FEWEST PASSES INTERCEPTED BY, GAME

0	vs. SEA	1/6/11
	at SF	1/7/95
	vs. DAL	12/29/91
	at NYG	1/13/91
	vs. SF	1/8/89
	vs. NYG	1/5/86

FUMBLE RECOVERIES

MOST OPPONENT FUMBLES RECOVERED, GAME

4	vs. NE	1/26/86
3	vs. NO	1/21/07
2	Six times, Last: vs. IND	2/4/07

SACKS

SACKS OF OPPOSING QUARTERBACK

MOST SACKS OF OPPOSING QB, GAME

7	vs. NE	1/26/86
	at WAS	12/30/84
6	vs. NYG	1/5/86
4	vs. PHI	12/31/88

FEWEST SACKS OF OPPOSING QB, GAME

0	vs. DAL	12/29/81
1	Six times, Last: vs. PHI	1/6/19
2	Seven times, Last: vs. PHI	1/19/02



HISTORY

1920s

- 9/17/20—George Halas, representing the Decatur Staleys, meets with representatives of 11 other clubs at Ralph Hay's Hupmobile showroom in Canton, Ohio, forming the American Professional Football Association - which later became the NFL. Membership is set at \$100.
- 1920—The Staleys shut out 10 of 13 foes, losing only to the Chicago Cardinals (7-6 at Normal Park), and post a 10-1-2 record. Each player is paid \$1,900 for the season.
- 1921—A. E. Staley gives Halas the club with \$5,000 to keep the Staleys name for the year. Decatur Staleys become Chicago Staleys, play in Cubs Park (re-named Wrigley Field in 1926), and win the APFA title with 9-1-1 record. Halas makes Dutch Sternaman his partner.
- 1/28/22—Franchise renamed Chicago Bears.
- 11/27/22—First Chicago player deal: Bears buy tackle Ed Healey's contract from the Rock Island Independents for \$100—twice the going rate for a franchise that season.
- 11/22/25—Harold "Red" Grange signs with Bears and pro football leaves its cradle. His agent, C.C. (Cash & Carry) Pyle, negotiates a \$100,000 deal with the Bears. Halas takes the Bears and Grange on a coast-to-coast tour that sees the club play 19 games from Nov. 26 through Jan. 31 interrupted only by a two-week rest. The Bears post a 13-5-1 record on the trip.
- 11/26/25—Grange's first game—36,000 see Bears and Cardinals tie 0-0 in Cubs Park. Grange held to 36 yards.
- 1/16/26—Grange scores two TDs as the Bears impress 70,000 in the LA Coliseum, beating the LA Tigers 17-7.
- 3/1/26—Bears open offices at 111 W. Washington in Chicago.
- 1930—After a 4-9-2 season in 1929, George Halas replaces

1930s

- himself as head coach with Ralph Jones. Jones posts a 24-10-7 record during his three seasons.
- 12/15/30—Bears and Cardinals play football's first indoor game on an 80-yard field in Chicago Stadium. The exhibition aids unemployment; Bears win 9-7 before 10,000 fans.
- 11/15/31—New Yorkers (including Gov. Alfred E. Smith and Mayor Jimmy Walker) in field boxes at \$100 a seat watch Bears top Giants at Polo Grounds 12-6.
- 1932—Franchise loses \$18,000, prompting Dutch Sternaman to sell his half of the Bears to George Halas.
- 12/18/32—Bronko Nagurski hits Red Grange with a two-yard TD pass and the Bears top the Portsmouth Spartans 9-0 for the NFL championship. The game was played before 11,198, indoors at Chicago Stadium on an 80-yard field.
- 1933—George Halas returns as head coach and takes club out of town for training camp for the first time. University of Notre Dame is the host.
- 11/5/33—Boston Redskins beat Bears, 10-0, ending Chicago's 16-game unbeaten string.
- 12/17/33—Bears use rookie Jack Manders' accurate kicking for 11 points and defeat the Giants 23-21 in the NFL's first championship game.

- 1934—Halas University, the Bears alumni association, begins. Annually Bear veterans return during season for Homecoming Weekend.
- 1934—Bears hold training camp at Lane Tech High in Chicago.
- 8/31/34—A classic is born as 79,432 watch the NFL champion Bears held to a scoreless tie by the first College All-Star team in a game sponsored by Chicago Tribune Charities at Soldier Field.
- 12/2/34—Rookie Beattie Feathers becomes first pro to rush for 1,000 yards in a season (1,004), leading the NFL.
- 12/9/34—Undefeated Bears slip before Giants in NFL title tilt at Polo Grounds 30-13 before 35,059. With Chicago leading 10-3 at the half, NY dons basketball sneakers and scores 27 points.
- 1935—Training camp is conducted at St. John's Military Academy in Delafield, Wisconsin.
- 1936—Bears make future Hall of Famer Joe Stydahar, a tackle from West Virginia, their first draft pick ever.
- 12/12/37—Bears win Western Division title but lose NFL Championship 28-21 to Redskins at Wrigley Field. Sammy Baugh hits 18 of 33 for 335 yards and three TDs. Jack Manders scores 15 of the Bears points. A Chicago player's share is \$127.78.
- 7/24/39—Future Hall of Famer Sid Luckman signs his first contract after being selected by the Bears with the second pick of the 1939 NFL draft.
- 12/8/40—Ten Bears tally TDs as Chicago rips Washington

1940s

- 73-0 for the NFL title before 36,034 in D.C. The rout signals the beginning of pro football's modern era with the formal unveiling of the T-formation. Each player receives \$873.
- 1941—*Bear Down, Chicago Bears*, the Bears new fight song, is published.
- 12/14/41—Bears and Packers agree their playoff game should be played to a "sudden death" finish in event of tie. NFL adopts plan 1/24/42.
- 12/21/41—Bears throttle the New York Giants 37-9 for the NFL Championship.
- 1942—George Halas departs in October after five games for the US Navy. The Bears win their remaining six games to finish the season 11-0 and advance to the title game but lose to Washington, 14-6.
- 1943—Hunk Anderson and Luke Johnsos co-coach the war-time Bears for the next three seasons, compiling a 15-11-2 record.
- 11/14/43—Sid Luckman becomes the first pro to pass for 400+ yards in a game, scorching the Giants for 433 yards and seven TDs.
- 12/26/43—The Bears blast Washington 41-21 in Wrigley Field for the NFL title before 34,320 fans. Sid Luckman throws five TD passes (2 each to Harry Clark and Dante Magnani and one to Jim Benton). Bronko Nagurski scores his last Bear TD, a 3-yard run.

- 12/15/46—With George Halas around for the full season, the Bears whip the Giants 24-14 before a record NFL title crowd of 58,346 in the Polo Grounds. After opening with a 21-yard TD pass to Ken Kavanaugh, Sid Luckman gets the winning score on a 19-yard bootleg.
- 12/19/47—Bears make the first trade for a draft choice, then select QB Bobby Layne in the 1948 draft.
- 12/11/49—Johnny Lujack sets NFL passing record with 468 yards against the Cardinals.
- 12/17/50—Bears and Rams tie for Western Division title

1950s

- with 9-3 marks but Rams trip Bears in LA 24-14 to break the tie.
- 1956—Halas leaves coaching for a third time. Paddy Driscoll gets the position.
- 12/30/56—Giants, with their sneakers again, trounce Chicago 47-7 before 56,836 in Yankee Stadium for NFL title.
- 11/2/58—Bears and Rams establish NFL attendance record drawing 90,833 paid (100,470 actual) in the LA Coliseum. Rams win 41-35.
- 10/22/61—Bears destroy the scorching 49er shotgun

1960s

- formation 31-0 with Bill George playing middle guard and the defensive line stunting.
- 12/29/63—Bears intercept five YA Tittle passes and capture NFL title from Giants 14-10 in Wrigley Field before 45,801 and closed-circuit TV. QB Bill Wade gets both TDs on two- and one-yard runs. Each Bear earns \$5,899.
- 1964—Flanker Johnny Morris establishes NFL record of 93 catches.
- 11/28/64—Bears set standard for draft by selecting LB Dick Butkus and RB Gale Sayers in first round.
- 1965—Rookie Sayers bursts into pro football with an NFL-record 22 TDs.
- 12/12/65—Gale Sayers scores six TDs against 49ers.
- 1966—Gale Sayers sets NFL combined yards record with 2,440.
- 5/27/68—The all-time winningest coach in football history, George Halas, retires from coaching after 40 seasons with 324 wins, 151 defeats, 31 ties.
- 3/19/70—George Halas elected president of the National

1970s

- Football Conference as NFL-AFL merge.
- 6/16/70—Bear running back Brian Piccolo dies of cancer. Club establishes Piccolo Fund and five decades later the Fund continues to support cutting-edge cancer research at Rush University Medical Center and Memorial Sloan Kettering Cancer Center..
- 12/13/70—Bears say goodbye to Wrigley Field by trouncing Green Bay 35-17. They will make Soldier Field their home

- in 1971.
- 9/19/71—The Bears open at Soldier Field by defeating the Pittsburgh Steelers, 17-15.
- 9/12/74—Jim Finks joins Bears as Vice President and General Manager after serving as Vikings' GM and NFL Management Council Advisor.
- 12/17/74—After three seasons and a record of 11-30-1, Abe Gibron departs as head coach.
- 12/31/74—Former NFL star LB Jack Pardee is named Bears head coach, the first non-Bear to hold the job.
- 7/12/75—Bears open training camp at Lake Forest College after 31 seasons in Rensselaer, Indiana.
- 11/20/77—En route to leading the NFL in rushing with a Bear record 1,852 yards on the season, Walter Payton dashes through the Vikings for a then-NFL record 275 yards. Bears win 10-7 at Soldier Field.
- 12/18/77—A 28-yard FG by Bob Thomas with :09 left in overtime gives Bears a 12-9 win over the Giants, a 9-5 record, a six-game win streak, and their first playoff spot in 14 years.
- 12/26/77—Bears finish season with 37-7 playoff loss at Dallas, but set 28 team records and play before a home record 401,513 fans in seven Soldier Field dates.
- 1/19/78—With a three-year record of 20-22, Jack Pardee resigns to seek Redskins coaching job.
- 2/16/78—Neill Armstrong, Minnesota Vikings defensive coordinator, becomes head coach.
- 9/3/79—Bears occupy \$1.6 million new headquarters named Halas Hall on Lake Forest College campus.
- 12/16/79—Massive heart attack claims George (Mugs) Halas at 54. Bears rout St. Louis 42-6 and Dallas tips Washington 35-34. The combination sends 10-6 Bears to the playoffs.
- 12/23/79—After leading 17-10, Bears drop the Wild Card game at Philadelphia, 27-17.

1980s

- 10/6/80—Walter Payton gains 133 rushing and 14 receiving to raise lifetime combined yardage to 9,492 - breaking Sayers' club record. Bears beat Tampa 23-0 at Soldier Field.
- 11/27/80—David Williams returns overtime kickoff on Thanksgiving Day at Detroit 95 yards for TD in then-fastest OT in NFL history (21 seconds).
- 12/7/80—Bears whip Packers 61-7 at Soldier Field, equaling club record for points and setting records for first downs (33) and completion percentage (83.3%, 20 of 24). Vince Evans throws for 316 yards - most by a Bear in 10 years.
- 1/4/82—After four seasons and a 30-35 record, Neill Armstrong departs as head coach.
- 1/20/82—Mike Ditka, assistant offensive coach of the Dallas Cowboys, becomes head coach.
- 8/24/83—Jim Finks resigns as General Manager after nine seasons. George Halas names Jerry Vainisi as the club's General Manager.
- 10/31/83—Bears' founder and owner, George Halas, dies at the age of 88.

- 11/11/83—Michael McCaskey becomes the third president in franchise history.
- 2/19/84—Rudy Custer, business manager for 38 years, announces his retirement.
- 10/7/84—Walter Payton breaks Jim Brown's career rushing record with a third quarter six-yard run against New Orleans at Soldier Field. He finishes the day with 32 carries for 154 yards.
- 11/25/84—Bears defeat Vikings 34-3 in Minneapolis to clinch first Central Division crown.
- 12/30/84—Visiting Bears beat Redskins 23-19 for first playoff win since 1963, advancing to team's first NFC Championship before losing 23-0 to eventual champion 49ers.
- 1985—Bears win first 12 games of season en route to posting 15-1 regular season mark, equalling the most regular season wins by a team in NFL history. Chicago claims second straight NFC Central title as club-record nine players are selected to Pro Bowl.
- 1/5/86—Bears host first playoff game since 1963 and shut out New York Giants, 21-0.
- 1/12/86—Bears blank Los Angeles Rams, 24-0, in NFC Championship game at Soldier Field and advance to Super Bowl XX.
- 1/26/86—Chicago sets seven Super Bowl records in first appearance including most points (46) and largest margin of victory (36) in 46-10 rout of the New England Patriots. The game was witnessed by record-setting number of viewers via television worldwide. The next day the team was greeted by an estimated 500,000 people in a ticker-tape parade in downtown Chicago.
- 1986—Bears capture third straight NFC Central title with 14-2 mark; defense allows NFL record-low 187 points. Bears lose divisional playoff game to Redskins, 27-13.
- 12/20/87—Walter Payton plays final regular season game at Soldier Field (rushes for 79 yards and 2 TDs). "Walter Payton Day" is celebrated prior to game as club president Michael McCaskey retires jersey number 34.
- 1987—Bears win fourth consecutive division title with 11-4 mark in strike-interrupted season. Team posts four-straight winning seasons, a feat last accomplished by Bears from 1946-51. Redskins come back from 14-0 deficit to beat Bears 21-17 in playoffs.
- 1988—Bears post 12-4 record (tied for best in NFL) and advance to NFC Championship game before losing to eventual Super Bowl Champion San Francisco. Bears finish five-year period (1984-88) with 62 wins - most by any NFL team ever in such a span at that time.
- 12/31/88—Playoff Game vs. the Philadelphia Eagles at Soldier Field, Chicago, IL. On this 29-degree day in December the Bears rolled to a 20-12 playoff victory over the Eagles in what came to be known as the "Fog Bowl."
- 12/3/89—Kevin Butler connects on his 24th straight field goal to set an NFL record for consecutive field goals made.
- 12/24/89—Richard Dent sacks Joe Montana and becomes

the Bears' all-time sack leader with 82, surpassing Jim Osborne.

1990s

- 6/6/90—Andy McKenna and Patrick G. Ryan, two Chicago businessmen, purchase approximately 20% (total) of the Bears from the McCaskeys.
- 1990—Bears regain NFC Central title with 11-5 mark, and beat the Saints 16-6 in First Round playoff game before falling to eventual Super Bowl Champion NY Giants, 31-3, in Dan Hampton's final game.
- 12/8/91—Mike Ditka wins his 100th regular season game as the Bears' head coach with a 27-13 victory over the Green Bay Packers at Soldier Field.
- 1991—Chicago finishes 11-5 and earns a Wild Card berth in the playoffs. The Bears are upset in the First Round by the Dallas Cowboys, 17-13, at Soldier Field.
- 10/4/92—Kevin Butler becomes the Bears all-time leading scorer with a 50-yard FG. He surpasses Walter Payton's 750 points.
- 12/13/92—In Mike Singletary's final home game, the Bears upset AFC Central champion Pittsburgh Steelers, 30-6.
- 1/19/93—Dave Wannstedt is hired as the 11th head coach in club history.
- 10/3/93—The Bears play their 1,000th game in franchise history, shutting out the Atlanta Falcons at Soldier Field, 6-0.
- 10/31/94—Dick Butkus' and Gale Sayers' jersey numbers (51 and 40) retired at halftime before a Monday night national audience.
- 12/24/94—Kevin Butler becomes the first Bear to surpass the 1,000 point mark with his first quarter FG vs. New England.
- 1/1/95—9-7 Bears earn a Wild Card berth and upset the Vikings with a 35-18 playoff win at Minnesota.
- 5/12/95—Michael McCaskey announces plans for a new \$20 million state-of-the-art headquarters at the groundbreaking ceremony in Lake Forest.
- 3/3/97—Bears move into Halas Hall at Conway Park, the team's 38-acre headquarters. All team operations are under one roof in Lake Forest, four miles west of the original Halas Hall.
- 11/23/97—The Bears defeat the Tampa Bay Buccaneers 13-7 for the 600th win in team history. Chicago becomes the first NFL franchise to reach the 600-win plateau.
- 12/28/98—Dave Wannstedt's coaching tenure ends after six seasons and a 41-57 record.
- 1/24/99—Dick Jauron is hired as the 12th head coach in club history.
- 2/10/99—Ted Phillips is named the fourth President and CEO in team history while Michael McCaskey becomes the third chairman of the board.
- 11/1/99—Hall of Fame running back Walter Payton dies at the age of 45. The Bears name the Halas Hall indoor facility in his honor the following off-season.
- 11/7/99—"Walter Payton Game" - Bears block the Packers'

game-winning field goal attempt in the first game following the death of Walter Payton.

2000s

- 6/12/01—Jerry Angelo named first Bears general manager since the 1986 season.
- 2001—Bears win NFC Central title in the final year of the division's existence. The Bears, Packers, Lions and Vikings move into the NFC North at the start of the 2002 season, with the addition of the League's 32nd team, the Houston Texans.
- 11/4/01—Mike Brown scores his second game-winning touchdown in as many games as Chicago wins back-to-back overtime games in miraculous fashion.
- 1/19/02—The Bears finish the 2001 season with a 13-3 mark and reach the playoffs for the first time since 1994, falling to Philadelphia 31-19 in the final game at 'old' Soldier Field.
- 8/3/02—Bears DE/DT Dan Hampton becomes the 26th Chicago Bear enshrined in the Pro Football Hall of Fame.
- 2002—The Bears open a new training camp home for the first time in 18 years, moving from Platteville, Wis., to Olivet Nazarene University in Bourbonnais, Ill. The Bears play each of their home games at Memorial Stadium at the University of Illinois in Champaign while the new stadium at Soldier Field was being constructed.
- 9/29/03—The Bears make their debut in the new Soldier Field against the Green Bay Packers on Monday Night Football, dropping a 38-23 decision to the Packers.
- 12/29/03—Dick Jauron's coaching tenure ends after five seasons and a 35-46 record.
- 1/15/04—Lovie Smith is hired as the 13th head coach in club history.
- 11/13/05—Nathan Vasher returns a 49ers missed field goal 108 yards for a touchdown, setting the record for longest TD in NFL history.
- 12/25/05—The Bears beat the Packers 24-17 at Green Bay in the first-ever Christmas Day game for both teams. With the win, the Bears clinched their first NFC North title.
- 2006—Bears claim second straight NFC North title and home-field advantage throughout the playoffs with a 13-3 record.
- 11/12/06—Almost a year to the day Nathan Vasher set the NFL record for longest TD in NFL history, Devin Hester duplicates the feat in New York against the Giants. Hester went on to set the League single-season record with six return touchdowns and most combined kick return TDs in a season with five.
- 1/14/07—Bears earn first home playoff win since 1991 with a 27-24 OT win over defending NFC Champion Seattle.
- 1/21/07—Bears win NFC Championship and a trip to Super Bowl XLI with a 39-14 win over the New Orleans Saints.
- 2/4/07—Bears return specialist Devin Hester becomes the first player in Super Bowl history to return the game's opening kickoff for a touchdown while Chicago tied a record with 14 first-quarter points. The Bears and Indianapolis Colts

combined for a Super Bowl record four 1st-quarter turnovers (2 each) in the first Super Bowl played in adverse playing conditions (rain) at Dolphin Stadium in Miami. The Colts would go on to beat the Bears 29-17.

- 12/30/07—Devin Hester breaks his own single-season NFL record with his sixth kick return for a TD, setting the mark with a 64-yard punt return for a score in the final game of the season at home versus New Orleans.
- 12/7/08—The Bears defeat the Jacksonville Jaguars 23-10 at Soldier Field to become the first NFL franchise to record 700 victories.

2010s

- 12/20/10—Bears defeat Minnesota 40-14 at TCF Bank Stadium to earn fourth NFC North division crown. Devin Hester breaks NFL kick return record returning a punt 64 yards for a score, his 14th return TD.
- 1/16/11—Bears earn berth in NFC Championship game with a 35-24 Divisional Playoff win over Seattle.
- 1/23/11—Rival Packers beat the Bears 21-14 in NFC Championship game at Soldier Field.
- 2/5/11—Bears DE Richard Dent voted for enshrinement into the Pro Football Hall of Fame, the 27th Chicago Bear to earn the honor.
- 5/5/11—George H. McCaskey becomes the fourth chairman of the board in franchise history.
- 1/3/12—Jerry Angelo released as general manager after helping the team to four NFC North titles, two NFC championship game appearances and one Super Bowl appearance in 11 years as GM.
- 1/28/12—Phil Emery hired as the fifth general manager in team history.
- 9/8/12—LS Patrick Mannelly appears in the season opening win over Indianapolis establishing a franchise record with 15 seasons in a Bears uniform.
- 12/31/12—Lovie Smith fired as head coach following 10-6 season. Bears advanced to playoffs three times during his nine-year tenure, advancing to two NFC Championship games and a Super Bowl.
- Jan.-Aug., 2013—Bears training facility, Halas Hall, renovated and upgraded to the most advanced in-house multimedia facility in the NFL. Construction added 43,500-square-foot with additions featuring state-of-the-art TV and radio studios, interview rooms and a technical center. Event space was also added, allowing the team to bring in studio audiences for shows or host business conferences, meetings, receptions and events, enabling key sponsors the opportunity of conducting business meetings in that space. The multilevel space features interactive wall panels full of images from the team's history.
- 1/16/13—Marc Trestman hired as the 14th head coach in club history.
- 10/20/13—Devin Hester returned a punt 81 yards for a touchdown to tie the NFL record for most return TDs with 19, tying Hall of Famer Deion Sanders.

- 12/29/14—General Manager Phil Emery and head coach Marc Trestman fired after Bears finish 2014 season with a 5-11 record. Trestman finishes his two-year tenure with a 13-19 record. In his first season with the Bears the team set several offensive franchise records, including: total net yards gained, gross passing yards, net passing yards, passing touchdowns, completion percentage, passer rating and first downs.
- 1/3/15—Ryan Pace hired as the sixth general manager in team history. George "Mugs" Halas, the son of Bears founder George Halas, was the team's first general manager, followed by Jim Finks, Jerry Vainisi, Jerry Angelo and Phil Emery.
- 1/16/15—John Fox hired as the 15th head coach in club history. Fox becomes the second Bears head coach in franchise history (Paddy Driscoll) to join the team with previous head coaching experience with another NFL team (Carolina Panthers 2002-10, Denver Broncos 2011-14).
- 10/11/15—K Robbie Gould becomes the Bears all-time leading scorer in the Bears win at Kansas City. Gould also established Bears career marks for field goals made (9/13 vs. GB) and field goals made of 50 or more yards (9/13 vs. GB), surpassing Kevin Butler on all three.
- 11/9/15—QB Jay Cutler surpasses Pro Football Hall of Fame Sid Luckman's franchise mark for career touchdown passes. Luckman recorded 137 TD passes from 1939-50. During the course of the season, in addition to career TD passes (150), Cutler establishes new franchise records for career passer rating (85.5), completions (1,939), attempts (3,134), completion percentage (61.9), passing yards (22,384), passing yards per game (230.8), passing touchdowns (150) and 300-yard passing games (16).
- 1/11/17—RB Jordan Howard rushes 23 times for 135 yards at Minnesota, breaking the Bears rookie rushing record with 1,313 yards and becoming the second-youngest Bears RB to eclipse 1,000 yards. His 1,313 yards ranked second in the NFL behind Dallas' Ezekiel Elliott, marking the first time since the 1970 merger that two rookies finished 1-2 in the NFL in rushing. Howard later became the first Bears rookie running back to be voted to the Pro Bowl since Hall of Famer Gale Sayers in 1965.

- 1/9/18—Matt Nagy hired as the 16th head coach in club history.
- 2/3/18—Bears LB Brian Urlacher voted for enshrinement into the Pro Football Hall of Fame, the 28th Chicago Bear to earn the honor.
- 9/1/18—Bears acquire LB Khalil Mack in a trade with the Oakland Raiders and making him the highest-paid defensive player in NFL history at the time.
- 12/16/18—Bears defeat Green Bay, 24-17, at Soldier Field to earn Chicago's fifth NFC North Division title and the first since 2010.
- 1/6/19—Chicago hosts Philadelphia in the Wild Card Round of the 2019 NFL Playoffs at Soldier Field, falling to the Eagles, 16-15. Mitchell Trubisky sets Bears playoff records with 26 completions and 303 passing yards.
- 6/7-9/19—Chicago hosts the Bears100 Celebration Weekend. The three-day, sold-out event draws nearly 25,000 fans to the Donald E. Stephens Convention Center in Rosemont, Ill. The event was the largest gathering of current and former players and coaches in the history of the organization.
- 9/5/19—The Bears and Packers kick off the 100th NFL season on a Thursday Night at Soldier Field.

2020s

- 1/10/21—Chicago travels to New Orleans in the Wild Card Round of the 2020 NFL Playoffs at the Mercedes-Benz Superdome, falling to the Saints, 21-9.
- 1/10/22—Head Coach Matt Nagy and general manager Ryan Pace are let go following a 6-11 season. Bears advanced to playoffs twice during Nagy's four-year tenure.
- 1/25/22—Ryan Poles is hired as Chicago's seventh general manager in franchise history.
- 1/27/22—Ryan Poles names Matt Eberflus Chicago's 17th head coach in franchise history.
- 1/12/23—Bears name Kevin Warren as the club's fifth team president & CEO.

BEAR DOWN, CHICAGO BEARS

The Chicago Bears team fight song, "Bear Down, Chicago Bears," was introduced in 1941 by composer Al Hoffman under the pseudonym Jerry Downs. In a long-lasting and varied musical career, Hoffman earned immortality for writing words and music to "If I Knew You Were Coming I'd Have Baked a Cake" and "Mairzy Doats" among others.

Hoffman had little apparent connection to Chicago. He was born in Minsk, Russia in 1902. He grew up in Seattle after emigrating there with his family in 1908 and he moved to New York in the 1920s before starting a career as a music composer. Besides the aforementioned songs, he also wrote songs for Disney's original "Cinderella" cartoon, including "Bibbidi-Bobbidi-Boo," "A Dream Is A Wish Your Heart Makes," "The Work Song" and "So This Is Love."

The lyrics to "Bear Down, Chicago Bears":

***Bear down, Chicago Bears, make every play clear the way to victory;
Bear down, Chicago Bears, put up a fight with a might so fearlessly.
We'll never forget the way you thrilled the nation, with your T-formation.
Bear down, Chicago Bears, and let them know why you're wearing the crown.
You're the pride and joy of Illinois, Chicago Bears, bear down.***

HOMES OF THE BEARS

Staley Field*	1920
Cubs Park*	1921-25
Wrigley Field	1926-70
Soldier Field	1971-2001
Memorial Stadium#	2002
Soldier Field	2003-present

*Re-named Wrigley Field in 1926

^Decatur, Ill. #Champaign, Ill.



WRIGLEY RECORD

The Bears' all-time record at Wrigley Field stands at 221-89-22, a total of 332 games, 330 as the home team. (Two of those victories came with the Bears as the "road" team: twice in 1920 against the Chicago Tigers). The 330 Bears home games at Wrigley Field appears to be a National Football League record, though unofficial. The Bears-Wrigley connection edges out Cleveland's Municipal Stadium as host for 324 home games of the Cleveland Browns, from 1950 through 1995. As the reincarnation of the Cleveland Browns play in a new stadium since their return in 1999, the Bears-Wrigley "record" appears safe.

In fact, Wrigley Field has hosted a total of 342 NFL games: 330 Bears home games, five home games of the Chicago Tigers in 1920, and seven home games of the Chicago Cardinals in 1931 and 1932. Besides the Browns' 324 home games at Cleveland's Municipal Stadium, the Cleveland Indians played two home games there in 1931, and the Cleveland Rams played sixteen home contests in 1937 and 1939-1941. Municipal Stadium appears to have hosted a total of 342 total NFL games—same as Wrigley Field.

HISTORY OF THE BEARS UNIFORM

The Chicago Bears, originally called the Decatur Staleys when founded in 1920, wore red jerseys with tan colored vertical striping in their inaugural season. The vertical stripes were actually strips of leather sewn onto the uniform to help the ball carrier secure the ball.

In 1935 the Bears introduced an orange jersey with black arm stripes and black helmet and by 1958 were wearing the familiar navy blue with burnt orange. The Bears unique "rounded" number style on the uniforms and numbers on the sides of the sleeves of the jerseys dates back to 1949. The Bears trademark 'C' logo appeared on helmets in 1962 and its use continues through present day although the mark has changed from white to orange and the shape has changed slightly. After 11 years, the white 'C' logo is colored orange with white trim in 1973 and still has the same look today. The initials GSH were added to the left sleeve in 1984 in honor of the late "Papa Bear" George S. Halas, who passed away Oct. 31, 1983. The uniform has had a very consistent look from the 1970's with the exception of blue pants with white jersey introduced in 1984 as a road uniform. On Oct. 7, 2002 on a Monday Night Football game against Green Bay, the Bears wore their traditional home blue jerseys with the blue pants for the first time. On Nov. 25, 2004, for a Thanksgiving game at Dallas, the Bears wore a throwback orange jersey; then, on Nov. 13, 2005, introduced a new-look orange third jersey which the Bears wore from 2005-09 and 2011. The 2018 season saw a return of the orange jerseys for two games and again for two games during the 2019 season.

In 2010 the team unveiled its throwback uniform which is modeled after the 1940s Bears uniforms. The "Monsters of the Midway" of the '40s won four league titles in seven seasons and were led by eight Hall of Famers (coach George Halas and players Danny Fortmann, Sid Luckman, George McAfee, George Musso, Bronko Nagurski, Joe Stydahar and Clyde "Bulldog" Turner). Then in 2019, the Bears unveiled a new classic uniform (pictured, right), a recreation of the one the team wore for one season in 1936. It features white jerseys, navy and orange stripes on the shoulders and sleeves, navy numbers and letters, navy pants and navy and orange striped socks.



Justin Fields

HISTORY

GEORGE S. HALAS

FEBRUARY 2, 1895 — OCTOBER 31, 1983

Leading the Chicago Bears for more than a half-century, George S. Halas, the team's founder and head coach for 40 years, was one of the most enduring personalities in sports history. Halas was active with the Bears starting in 1920 when he founded the team as the Decatur Staleys.

Halas was born and raised on Chicago's west side and prepped at Crane Tech High School before attending the University of Illinois. In Champaign, he earned a B.S. degree while lettering in football, basketball and baseball. After graduation in 1918, Halas joined the Navy for the first of two tours of duty. He was named Player of the Game in the 1919 Rose Bowl, playing end on the Great Lakes team that beat the Marines 17-0. A commander when he left active duty in 1946, Halas retired as a captain in the Naval Reserve. He was also awarded the Distinguished Citizens Award—the highest honor the Navy can bestow on a civilian.

After leaving the Navy, Halas played right field for the New York Yankees, but a hip injury shortened his baseball career. Halas went to work for a Decatur (IL) corn products firm owned by an enthusiastic sports fan, Mr. A.E. Staley, who sponsored a semi-pro baseball team, and later commissioned Halas to organize an independent football team.

PRO CAREER: As a player, Halas set an NFL record (which stood 49 years, until 1972) when he took a Jim Thorpe fumble 98 yards for a TD in a 26-0 win over the Oorang Indians at Cubs Park (11/4/23) (re-named Wrigley Field in 1926). He played end for the Bears from 1920-29 and was named to the NFL all-pro squad of the 1920s.

**GEORGE HALAS
STATUE**

The Bears unveiled a statue of George Halas on Sunday, Aug. 23, 2015, at a private ceremony outside Halas Hall, the team's training facility that's named after the legendary Hall of Famer.

The statue was created by sculptor Chad Fisher out of white bronze. It weighs 1,600 pounds, stands 8'8" on a granite base and features Halas with his right arm extended pointing his index finger.

A Chicago native who starred at the University of Illinois, Halas was a pro football pioneer. He helped create what would become the NFL when he joined representatives from 11 other teams in Canton, Ohio, in 1920 to found the American Professional Football Association.

Halas moved the Decatur Staleys to Chicago in 1921 and they were renamed the Chicago Bears in 1922. "Papa Bear" was named to the NFL's 1920s All-Decade Team as a player and later became the winningest coach in NFL history with 324 victories, a record since surpassed by Don Shula.


Serving as Bears coach for four separate 10-year stints, Halas led the franchise to six NFL championships in 1921, 1933, 1940, 1941, 1946 and 1963. He is a charter member of the Pro Football Hall of Fame, having been enshrined in 1963.



PRO COACHING CAREER: Three times Halas interrupted his coaching activities by his own volition. He first turned over the leadership to Ralph Jones from 1930 through 1932. In 1942 when he left for the Navy, Luke Johnsos and Hurtlebert "Hunk" Anderson shared head coaching responsibilities through '45. John "Paddy" Driscoll coached in 1956-57.

Coincidentally, in '33 and again in '46 when Halas resumed coaching, his Bears won world championships. During the 1940s, his teams reached the height of their power with four straight Western Conference titles; three world championships; a fantastic four-season record (including pre-season games) of 62-7-1 (.899); scored 2,164 points and allowed just 842. The 1940 team, which defeated the Washington Redskins 73-0 for the world championship, was voted the greatest professional team of all-time by the National Academy of Sports Editors in 1963.

Resuming coaching in 1958, Halas needed five years to develop another champion, when in 1963 the Bears won their eighth championship. The Sporting News, AP, and UPI named him Coach of the Year after the 1963 and 1965 seasons. Halas retired from coaching on May 27, 1968, with a career record of 324-151-31. His win total was the best in NFL history until Don Shula broke the mark in 1993. Halas is a charter member of the Pro Football Hall of Fame.



HALAS' BEARS RECORD

- Longest run with opponent's fumble: 98 yards, TD (11/4/23)

NFL COACHING RECORD

- Most World Champions: 6* (1921, 1933, 1940, 1941, 1946, 1963)

BEARS COACHING RECORDS

- Most regular season wins: 318
- Most consecutive regular season victories: 17 (1933-34)
- Most consecutive wins (including post-season): 18 (1933-34)
- Most World Champions: 6 (1921, 1933, 1940, 1941, 1946, 1963)

*Tied with Earl "Curly" Lambeau and Bill Belichick

NAMING THE BEARS

George Halas originally named the team the Decatur Staleys after A.E. Staley, a starch manufacturer and enthusiastic sports fan who sponsored a semi-pro team and commissioned Halas to organize the new squad.

One year later, trying to match the profitability of Chicago's baseball franchises, Staley asked Halas if he would take the team off Staley's hands and move it to Chicago for \$5,000, while keeping the name Staleys for another year. With the help of legendary baseball pioneers Bill Veeck, Sr. and William Wrigley, Halas soon acquired a lease to play at Wrigley Field then known as Cubs Park.

When Halas' obligation to Staley terminated in 1922, he considered re-naming the team the Chicago Cubs out of respect for Veeck and Wrigley who, according to Halas in his biography, "had been such a great help."

But, as Halas continued, "I noted football players are much bigger players than baseball players, so if baseball players are cubs, then football players must be bears!"

On January 28, 1922, the franchise was renamed the Chicago Bears.

In 1920 the team wore red, the color of the A.E. Staley company. The next year the team switched to navy blue and orange after those of Halas' alma mater, the University of Illinois. Halas lettered in football, basketball and baseball for the Fighting Illini, and is honored as one of U of I's most distinguished alumni in the Illini Union in Urbana-Champaign.

GEORGE S. HALAS, JR.

SEPTEMBER 4, 1925 – DECEMBER 16, 1979

George S. "Mugs" Halas was an integral part of the Bears before his untimely death in 1979. The son of pro football founder George S. Halas, Mugs spent 30 years in pro football. He joined the Bears' front office in 1950, was named treasurer in 1953, and became president of the club in 1963. He was also the first general manager in team history, serving in that capacity from 1963-74. In his first season as president, the Bears were NFL champions. Mugs was the second of just four presidents in the franchise history. He succeeded his father, George S. Halas, and was followed by Michael McCaskey and current president Ted Phillips. His numerous contributions on a league level included membership on the executive committee of the NFL Management Council.



Mugs learned football at a young age, serving as a ballboy while growing up. He earned a business degree from Loyola in 1949, before entering pro football on a full-time basis. Mugs is remembered for his love and devotion to the game.


HISTORY

EDWARD W. MCCASKEY

APRIL 27, 1919 — APRIL 8, 2003

Edward (Ed) W. McCaskey served as an executive with the Bears for 36 years, serving as Chairman Emeritus of the club from 1999 until his death in 2003. He was the team's second Chairman of the Board, succeeding team founder George Halas in 1983 following 17 years as the team's Vice President and Treasurer. McCaskey married Halas' only daughter, Virginia, in 1943 and joined the team at Halas' request in 1967.

McCaskey was a popular figure within the NFL and was referred to by many as the conscience of the League, as well as a sounding board for many of its leaders. He contributed to numerous charitable and civic organizations on behalf of the Bears and served as the guiding force behind the Brian Piccolo Fund.



MICHAEL B. MCCASKEY

DECEMBER 11, 1943 — MAY 16, 2020

Michael B. McCaskey joined the family business in 1983, when he succeeded his grandfather, George S. Halas, as President & CEO and held that position until 1999 when he became the team's chairman. Under McCaskey's leadership, the Bears had eight playoff seasons, claimed six NFC Central division titles and were crowned Super Bowl XX Champions. Following the 1985 Super Bowl championship, his peers voted him NFL Executive of the Year. Michael also served as Chairman of the Board of the Bears from 1999-2011. In the spring of 1997, under Michael's guidance, the Bears moved from the original Halas Hall on the campus of Lake Forest College to a new state-of-the-art home and where the team still resides today.


Michael also was a co-founder of the team's charitable arm Bears Care in 2005, which has since granted nearly \$25 million to over 100 agencies throughout the Chicagoland community through targeted programs supporting education, youth athletics, medical research and health awareness programs focusing on breast and ovarian cancer.



WALTER PAYTON

JULY 25, 1954 — NOVEMBER 1, 1999

- Drafted 4th overall in 1975; Retired after the 1987 season
- Retired as NFL's all-time leader in rushing and combined net yards
- Held 16 NFL Records when he retired including the League's all-time leading rusher, which was surpassed by Emmitt Smith in 2002
- Voted to nine Pro Bowls (1977, 78, 79, 80, 81, 84, 85, 86, 87)
- Holds 27 Bears' Records (24 regular season/career, three postseason)
- Jersey #34 is retired; Elected to Hall of Fame, Jan. 30, 1993; Inducted July 31, 1993



Payton's Pro Stats

Year	Rush	Yds	Avg	Lg	TD	Rec	Yds	Avg	Lg	TD	G-GS
1975 Bears	196	679	3.5	54	7	33	213	6.5	40	0	13-7
1976 Bears	311	1,390	4.5	60	13	15	149	9.9	34	0	14-14
1977 Bears	339	1,852	5.5	73	14	27	269	10.0	75	2	14-14
1978 Bears	333	1,395	4.2	76	11	50	480	9.5	61	0	16-16
1979 Bears	369	1,610	4.4	43	14	31	313	10.1	65	2	16-16
1980 Bears	317	1,460	4.6	69	6	46	367	8.0	54	1	16-16
1981 Bears	339	1,222	3.6	39	6	41	379	9.2	30	2	16-16
1982 Bears	148	596	4.0	26	1	32	311	9.7	40	0	9-9
1983 Bears	314	1,421	4.5	49	6	53	607	11.5	74	2	16-16
1984 Bears	381	1,684	4.4	72	11	45	368	8.2	31	0	16-16
1985 Bears	324	1,551	4.8	40	9	49	483	9.9	65	2	16-16
1986 Bears	321	1,333	4.2	41	8	37	382	10.3	57	3	16-16
1987 Bears	146	533	3.7	17	4	33	217	6.6	16	1	12-12
Career	3,838	16,726	4.4	76	110	492	4,538	9.2	75	15	190-184

Other Career Stats: Passing: 11-34-331, 8 TDs, 5 Int's. Punting: 1 for 39 yards (1975). Kickoff Returns: 17 for 539 yards (31.7 avg).

Playoffs

Year	Rush	Yds	Avg	LG	TD	Rec	Yds	Avg	LG	TD	G-GS
1977 Bears	19	60	3.1	11	0	3	33	11.0	20	0	1-1
1979 Bears	16	67	4.2	12	2	3	52	17.3	31	0	1-1
1984 Bears	46	196	4.3	20	0	4	23	5.8	12	0	2-2
1985 Bears	67	186	2.8	12	0	8	52	6.5	19	0	3-3
1986 Bears	14	38	2.7	9	0	1	-2	-2.0	-2	0	1-1
1987 Bears	18	85	4.7	16	0	3	20	6.7	9	0	1-1
Career	180	632	3.5	20	2	22	178	8.1	31	0	9-9

Also: 3 kickoff returns for 57 yards (19.0 avg) in 1977.


HISTORY



On Aug. 8, 2021, Jimbo Covert and Ed Sprinkle became the 29th and 30th Chicago Bears voted for enshrinement in the Pro Football Hall of Fame, the most of any team. *NOTE: Due to COVID-19, the class of 2020 was inducted alongside the 2021 HOF inductees in Canton, Ohio.*

DOUG ATKINS **Defensive End** **#81**
Inducted: 1982 BEARS: 12 seasons (1955–66) NFL: 17 seasons


Three-time all-NFL (1960, 61, 62)... Eight-time Pro Bowler (1958-64; 66)... Named Outstanding Lineman in 1959 Pro Bowl... Cleveland's first-round pick in 1953 who came to Chicago in a 1955 trade with Browns... Joined Saints for final three seasons via 1967 trade... Conference track champion in the high-jump and scholarship basketball player at Tennessee.



Atkins

GEORGE BLANDA **Quarterback-Kicker** **#16, 22**
Inducted: 1981 BEARS: 10 seasons (1949–58) NFL: 26 seasons


Concluded NFL career as all-time leader in seasons (26), games (340), points (2,002), PAT attempts (959), PATs (943), FG attempts (638), and interceptions (277)... Ranks fifth in club history with 541 points... Retired in 1959, but returned in 1960 to play seven seasons with Houston (1960-66) and nine with Oakland (1967-75)... Led Oilers to two AFL titles and was 1961 Player of the Year... Set then-NFL record with 68 pass attempts vs. Buf. (11/1/64)... Voted Male Athlete of the Year by AP in 1970... Finished 340-game career with 2,002 points, 4,007 attempts for 26,920 passing yards and 236 TDs... Retired one month shy of 49th birthday... Played at Kentucky.



Blanda

DICK BUTKUS **Middle Linebacker** **#51**
Inducted: 1979 BEARS: 9 seasons (1965–73) NFL: 9 seasons


Third pick of 1965 draft... Beat out incumbent middle linebacker and future Hall of Famer Bill George... Denied Rookie of the Year honors when edged by teammate and fellow Hall of Fame enshrinee Gale Sayers... One of only six Bears to earn Pro Bowl honors each of their first three seasons in the League... Seven-time all-NFL... Bears all-time leader with 25 fumble recoveries and second with 47 turnovers (fumbles + interceptions)... Born and raised in Chicago; attended college at Illinois.



Butkus

GEORGE CONNOR **Tackle-Linebacker** **#71, 81**
Inducted: 1975 BEARS: 8 seasons (1948–55) NFL: 8 seasons


First of the big, mobile outside linebackers... All-NFL five times – including 1951 and '52 on both offense and defense... Voted to first four Pro Bowls (1951-54)... Dramatic display in 1952 Pro Bowl when, late in the game with opposition deep in territory, he made a tackle-for-loss on first down, solo stop on second down, sacked QB on third down, and batted down fourth down pass in the endzone... Injuries forced retirement after 1955 season... All-America one year at Holy Cross and two seasons at Notre Dame.



Connor


JIMBO COVERT **Offensive Lineman** **#74**
Inducted: 2021 BEARS: 8 seasons (1983–90) NFL: 8 seasons

Covert played his entire eight-year NFL career with the Bears from 1983-90 after being selected with the sixth pick in the first round of the 1983 draft. He was a two-time first-team All-Pro who helped the Bears win six division championships, one conference title and one Super Bowl during his eight seasons. Covert was part of a stellar offensive line that helped the Bears lead the NFL in rushing for four consecutive seasons from 1983-86. Covert became the fifth player from the famed 1985 Super Bowl XX champions to be inducted in Canton, joining former teammates Richard Dent, Dan Hampton, Walter Payton and Mike Singletary—along with their coach, Mike Ditka.



Covert

HISTORY



Dent

RICHARD DENT **Defensive End** **#95**

Inducted: 2011 **BEARS: 12 seasons (1983-93; 95)** **NFL: 15 seasons**

Selected by Chicago in eighth round (203rd player overall) of 1983 NFL Draft... Played in every game as a rookie... Became full-time starter early in 1984, beginning a 10-year period in which he recorded 10 or more sacks in eight of 10 seasons... Twice, once in 1984 and again in 1987, recorded 4.5 sacks in a game, both vs. the Raiders... At the time of his retirement ranked third in career sacks with 137.5... Led NFC with team-record 17.5 sacks in 1984... Followed up with an NFL-high 17 sacks in 1985 as an integral part of Bears dominating defense... MVP of Super Bowl XX, recording three tackles, 1.5 sacks, one pass defended and two forced fumbles in Chicago's 46-10 win over the Patriots... Named first- or second-team All-Pro four times, All-NFC five times and selected to play in four Pro Bowls (1985, 1986, 1991, 1994).




Ditka

MIKE DITKA **Tight End-Coach** **#89**

Inducted: 1988 **BEARS: 17 seasons (Player, 1961-66), (Coach, 1982-92)** **NFL: 20 seasons**

First tight end inducted to the Hall... Credited for changing the tight end from a "third tackle" to a receiving position... NFL Rookie of the Year in '61 with 56 receptions... Voted to Pro Bowl following five seasons... His 427 career catches were most in NFL history by a tight end until Kellen Winslow broke the mark in 1980... Assistant coach for Dallas before being named Bears head coach on January 20, 1982... Guided team to 112 wins, six NFC Central titles, three NFC Championship games, and the Bears only Super Bowl victory... Bears first-round pick (fifth overall) in 1961 from Pittsburgh.



Driscoll

JOHN "PADDY" DRISCOLL **Running Back-Coach#1, 20**

Inducted: 1965 **BEARS: 5 seasons (1920; 26-29)** **NFL: 10 seasons**

The NFL's first "franchise" player... Triple-threat athlete who excelled at running, punting, and drop-kicking for field goals... Played with Chicago Cardinals (1920-25)... Scored 27 points in 1923 game vs. Rochester (four TDs, three PATs)... His 50-yard field goal in 1925 was NFL record for several years... Coached the Bears for two seasons in 1956 and 1957... Born in Evanston, IL, and attended Northwestern.




Finks

JIM FINKS **General Manager**

Inducted: 1995 **BEARS: 9 seasons (1974-82)** **NFL: 34 seasons**

One of the architects of the great Bears teams of the '80's... Joined the team just two days before the start of the 1974 season and spent the season evaluating the team's talent, including players, coaches and front office personnel... Served as executive vice president and general manager with the Bears after breaking into the League as both cornerback and quarterback for the Steelers from 1949-55... Spent his first three seasons in the NFL in the defensive backfield, switching back to quarterback in 1952 and was selected to play in the Pro Bowl in 1953... Spent 10 seasons as GM at Minnesota (1964-73) and eight at New Orleans (1986-93).



Fortmann

DANNY FORTMANN **Guard** **#21**

Inducted: 1965 **BEARS: 8 seasons (1936-43)** **NFL: 8 seasons**


Ninth-round pick in NFL's first draft (1936)... As a rookie in 1936, at age 20, he was the league's youngest starter... Signal caller for linemen on offense and deadly tackler on defense... All-NFL from 1938-43... The Bears finished first five times, second twice, and third once during his eight years... Pursued medical studies at University of Chicago while playing with Bears... Played at Colgate.

HISTORY

BILL GEORGE **Guard-Linebacker** **#61, 72**

Inducted: 1974 **BEARS: 14 seasons (1952-65)** **NFL: 15 seasons**

Joined Bears in 1952 as "middle guard", but became league's first middle linebacker when he dropped off the line in 1954... All-NFL eight times in nine years... Voted to Pro Bowl eight straight seasons (1955-62)... Defensive signal caller final 10 seasons in Chicago... 18 career interceptions... His 14 seasons tie for second-most by a Bear player... Finished with Rams (1966)... Attended Wake Forest.



George

HAROLD "RED" GRANGE **Running Back-Defensive Back** **#77**

Inducted: 1963 **BEARS: 7 seasons (1925; 29-34)** **NFL: 9 seasons**

Joined Bears on Thanksgiving, 1925—just 10 days following final college game... Attracted crowds of 70,000 at the Polo Grounds and 75,000 in LA Coliseum during 1925 tour—16 games in two months to showcase the "Galloping Ghost"... Left Bears for NY Yankees of AFL in 1926 which joined NFL the following season... Suffered knee injury vs. Bears in 1927, and missed entire '28 season... Rejoined Chicago in 1929, but was "ordinary" ball carrier... Developed into a good defensive back... All-NFL in 1931... Made TD-saving tackle in final seconds of 1933 Championship Game 23-21 win over NY Giants... Played college ball at Illinois... Born in Wheaton and also known as the "Wheaton Ice Man."




Grange

GEORGE HALAS **End-Coach-Owner** **#7**

Inducted: 1963 **BEARS: 64 seasons (1920-83)** **NFL: 64 seasons**

(See bio on pages 236-237)




Halas

DAN HAMPTON **Defensive End-Tackle** **#99**

Inducted: 2002 **BEARS: 12 seasons (1979-90)** **NFL: 12 seasons**

A first-round draft choice (fourth overall) by the Bears in the 1979 draft... Played for 12 seasons in Chicago and finished his career ranked third on the Bears all-time career sacks list with 82.0... "Danimal," as he was affectionately known by teammates and fans, played in 157 regular season games with 152 starts... Named to the NFL Team of the '80's by the Pro Football Hall of Fame Board of Selectors and was a Pro Bowl performer four times during that decade (1981, 1983, 1985 and 1986), twice as a defensive end and two times as a defensive tackle... Named Defensive MVP by Pro Football Weekly in 1982 and started the first 48 games of his career where he established himself as a dominant pass rusher, recording 25 sacks during his first three seasons in the league.



Hampton


ED HEALEY **Tackle** **#16**

Inducted: 1964 **BEARS: 6 seasons (1922-27)** **NFL: 8 seasons**

Acquired by Halas from Rock Island Independents (1920-22) in exchange for gate receipts (\$100) from late-season game in 1922... Ran more than 30 yards in 1924 to tackle his own teammate (Oscar Knop) who was running the wrong way with an interception... Caught running back George Wilson from behind after hurdling several teammates in 1926 exhibition game vs. LA All-Stars... Termed "the most versatile tackle of all-time" by Halas... Named to the NFL All-Decade Team for the 1920's... First president of Bear alumni association (1937)... Graduated from Dartmouth.



Healey



Hewitt

BILL HEWITT

End

#56

Inducted: 1971 BEARS: 5 seasons (1932-36) NFL: 9 seasons

One of the last helmetless players in the NFL... Four-time all-NFL (1933, '34, '36, '37) and first to do so with two teams... Designed play to win 1933 NFL Championship; jump pass from fullback to Hewitt who caught and lateraled to William Karr... Played for Eagles (1937-39), missed 1940-42 seasons before returning with Philadelphia-Pittsburgh (1943)... Career: 103 catches for 1,638 yards and 23 TDs.



Jones

STAN JONES

Tackle-Guard

#78

Inducted: 1991 BEARS: 12 seasons (1954-65) NFL: 13 seasons

Selected by Chicago in fifth round of 1953 draft... Started at tackle; switched to guard in 1954 and became seven-time Pro Bowler (1956-62)... Played offense and defense in 1962 but played solely defense in 1963-when the Bears won the NFL Championship... One of the first pro football players to concentrate on weightlifting... Missed just two games in his first 11 seasons... Traded to Redskins (1966) as a favor from Halas so he could finish his career near his Rockville, Maryland home... College Lineman of the Year for 1953 National Champion Maryland Terrapins.



Luckman

SID LUCKMAN

Quarterback

#42

Inducted: 1965 BEARS: 12 seasons (1939-50) NFL: 12 seasons

Second pick of 1939 draft... Ranks second on Bears all-time list for TDs (137) and yards (14,686); third in attempts (1,744) and fifth in completions (904)... Recorded the second-highest single-season QB rating (107.8 in 1943)... Led Bears T-formation attack which won four NFL Titles including the 73-0 blitzing of Washington in the 1940 Championship game... Five-time all-NFL and 1943 league MVP... Passed for record-tying seven TDs in 1943 game vs. Giants... Came out of Columbia University.



Lyman

ROY "LINK" LYMAN

Tackle

#2, 11, 12, 14, 77

Inducted: 1964 BEARS: 7 seasons (1926-28, 30-31, 33-34) NFL: 11 seasons

Pioneered stunting, slanting, and shifting-style defense... Began pro career with Canton (1922-23), winning two championships; moved to Cleveland where he again won a championship... Joined Frankford (1925) before finishing with Bears... Left Bears for 1929 season to play semi-pro ball and in 1932 to settle business problems... In his final two seasons Chicago won the NFL Championship (1933) and division (1934)... No high school ball (school had seven boys), but played at Nebraska.



McAfee

GEORGE MCAFEE

Running Back-Def. Back

#5, 33


Inducted: 1966 BEARS: 8 seasons (1940-41; 45-50) NFL: 8 seasons

Eagles first-round choice in 1940 (second overall)... Immediately traded to Bears for five players... Career average 12.78 yards on 112 punt returns is still NFL record... Returned a kickoff 93 yards for TD in first pro game... Went into the Navy for WWII; returned in 1945... 25 career interceptions... All-American at Duke.

GEORGE MUSSO Tackle-Guard-Def. Tackle #16

Inducted: 1982 BEARS: 12 seasons (1933-44) NFL: 12 seasons

Signed by Halas for just \$90/game plus \$5 in expenses... Elected team captain in fourth season and kept the title remainder of career... First player to win all-NFL at two positions: tackle in 1935 and guard in 1937... Played on four Bears championship teams... College ball at Millikin.



Musso

BRONKO NAGURSKI Fullback-Tackle #3, 16

Inducted: 1963 BEARS: 9 seasons (1930-37; 43) NFL: 9 seasons

Powerful, punishing runner who was also a threat to pass... Retired after eight seasons (1937) for a more profitable wrestling career... Returned in 1943 when Bears were short of players (due to World War II)... Played mostly at tackle, but scored TD to put Bears ahead to stay in 1943 Championship game... 13th in Bears career rushing... High school teams were winless... All-American at Minnesota.




Nagurski

WALTER PAYTON Running Back #34

Inducted: 1993 BEARS: 13 seasons (1975-87) NFL: 13 seasons

(Payton's stats and bio on page 238)




Payton

GALE SAYERS Running Back #40

Inducted: 1977 BEARS: 7 seasons (1965-71) NFL: 7 seasons

Fourth pick of 1965 draft... Career: 991-4,956-39 rushing; 112-1,307-9 receiving; 91-2,781-6 kickoff returns; 28-391-2 punt returns... Had 77-yard PR, 93-yard KOR and 25-yard TD pass in first pre-season game... Amassed 2,272 net yards and a rookie-record 22 TDs including record-tying six TDs vs. SF in inaugural season... Picked Rookie of the Year over Dick Butkus... Voted to five Pro Bowls (1966-70) and was Offensive MVP of three... Suffered right knee injury in 1968, but bounced back for second 1,000-yard season... Left knee injury in 1970 substantially ending career... Led NFL in rushing in '66 and '69... 20 100-yard rushing games... Fifth on Bears all-time rushing list... Averaged 5.0 yards per carry in career... Set 23 club records and seven NFL marks... Youngest player ever elected to the Hall (34 years old) and his effective playing time is also the shortest of any Hall of Famer... Star back at Kansas... Known as the "Kansas Comet."




Sayers


MIKE SINGLETARY Linebacker #50

Inducted: 1998 BEARS: 12 seasons (1981-92) NFL: 12 seasons

Second round pick in 1981 draft (38th overall) after two-time consensus all-American career at Baylor... All-rookie honors from Pro Football Writers Assoc., UPI, Pro Football Weekly, and Football Digest... Selected to 10 straight Pro Bowls (1983-92), most ever by a Bear... Most starts by a defensive player in Bears history (172)... Named to NFL Team of the Eighties by NFL Hall of Fame Board of Selectors... AP Defensive Player of the Year in 1985 and '88... 1990 NFL Man of the Year for playing excellence and off-the-field community contributions... Defensive captain from 1983-1992... Finished as the team's first or second leading tackler in final 11 seasons... Missed just two games in 12 seasons (both in '86)... Finished career with 1,488 tackles, 19 sacks, seven interceptions... Wife, Kim, presented Mike at his induction.



Singletary



Sprinkle

ED SPRINKLE **Defensive End** **#7**
Inducted: 2021 BEARS: 12 seasons (1944-55) NFL: 12 seasons

Sprinkle played his entire 12-year NFL career with the Bears from 1944-55. He was named to the NFL All-Decade Team for the 1940s and was once described by George Halas as "the greatest pass rusher I've ever seen." In addition to helping the Bears win the 1946 NFL championship, he was voted to four Pro Bowls. That number isn't higher only because the Pro Bowl wasn't created until 1950, his seventh season in the league.



Stydahar

JOE STYDAHAR **Tackle-Kicker** **#13, 18**
Inducted: 1967 BEARS: 9 seasons (1936-42; 45-46) NFL: 9 seasons

First player ever drafted by Bears, sixth overall pick in the 1936 draft... All-NFL left tackle (1937-40)... Played in 84 career games for the Bears... Left for World War II (1943-44), but returned to lead Chicago to 1946 Championship... helped the Bears win NFL championships in 1940, 1942 and 1946... Star player at West Virginia University... Inducted into the College Football Hall of Fame in 1972... played football and basketball for the Mountaineers... Also served as an NFL head coach of the Los Angeles Rams (1950-52) and Chicago Cardinals (1953-54).



Trafton

GEORGE TRAFTON **Center** **#13**
Inducted: 1964 BEARS: 13 seasons (1920-32) NFL: 13 seasons


All-NFL center (unofficially) in eight of 13 seasons ... strong, tough, mean player - put four Rock Island players out of action in first 12 plays of a 1920 game ... Notre Dame career was cut short when Knute Rockne caught him playing semi-pro ball ... key member of the Decatur Staleys in the inaugural season of professional football ... helped Decatur win their first NFL championship in 1921 prior to the team being renamed the Chicago Bears the following season ... won his second NFL title as a member of the 1932 Chicago Bears ... selected by the Pro Football Hall of Fame as the center on the NFL 1920s All-Decade Team in 1969.



Turner

CLYDE "BULLDOG" TURNER **Center-Linebacker** **#66**
Inducted: 1966 BEARS: 13 seasons (1940-52) NFL: 13 seasons

First-round draft pick in 1940 ... flawless snapper and excellent blocker who was all-NFL six times ... Could also play guard or tackle ... led league in 1942 with eight interceptions at linebacker ... played running back in emergency situations, scored 48-yard TD in 1944 ... had 96-yard interception return for TD in 1947... Played college ball for Hardin-Simmons.



Urlacher

BRIAN URLACHER **Linebacker** **#54**
Inducted: 2018 BEARS: 13 seasons (2000-12) NFL: 13 seasons

In his first year of eligibility, linebacker Brian Urlacher, who played for the Bears from 2000-2012, became the 28th player in franchise history to be selected for induction into the Pro Football Hall of Fame ... Urlacher played his entire 13-year career with the Bears ... played in 182 games with 180 starts, the third most by a Bears player in franchise history at the time ... won NFL Rookie of the Year honors in 2000 while being selected to eight Pro Bowls and winning NFL Defensive Player of the Year honors in 2005 ... Bears advanced to the playoffs four times in the Urlacher era and enjoyed their finest season in 2006 when the Bears went 13-3 and advanced to Super Bowl XLI ... 22 career interceptions are tied for 11th most in Bears history and tied for second among linebackers with Dick Butkus.

HISTORY

In addition to the 30 Bears Hall of Famers, seven other inductees spent part of their careers with the Bears:

Player	Position	With Bears	Other teams
Jim Conzelman	Quarterback	1920	Rock Island Independents, Milwaukee Badgers, Detroit Panthers, Providence Steam Roller
Guy Chamberlin	End	1920-21	Canton Bulldogs, Cleveland Bulldogs, Frankford Yellow Jackets, Chicago Cardinals
Walt Kiesling	Guard	1934	Duluth Eskimos, Pottsville Maroons, Chicago Cardinals, Green Bay Packers, Pittsburgh Pirates
Bobby Layne	Quarterback	1948	NY Bulldogs, Detroit Lions, Pittsburgh Steelers
Orlando Pace	Tackle	2009	St. Louis Rams
Alan Page	Defensive Tackle	1978-81	Minnesota Vikings

PRO FOOTBALL HALL OF FAMERS BY FRANCHISE

Hall of Famers are listed under all clubs on which they played. PRIMARY refers to the team or teams on which the Hall of Famer made his primary contribution to professional football. MINOR refers to Hall of Famer who spent only a minor portion of their career with a team. *This list includes those scheduled to be inducted in 2023.

TEAM	PRIMARY	MINOR
Chicago Bears	30	7
Green Bay Packers	28	5
Pittsburgh Steelers	26	7
Dallas Cowboys	22	10
New York Giants	21	11
Washington Commanders	20	15
Las Vegas Raiders	20	10
Los Angeles Rams	19	15
Cleveland Browns	18	5
San Francisco 49ers	17	12
Detroit Lions	17	5
Indianapolis Colts	16	5
Minnesota Vikings	15	7
Arizona Cardinals	14	9
Kansas City Chiefs	13	12
Philadelphia Eagles	12	12

TEAM	PRIMARY	MINOR
Miami Dolphins	11	6
Los Angeles Chargers	11	4
Buffalo Bills	10	2
New York Jets	9	11
Tennessee Titans	9	8
Denver Broncos	8	7
New England Patriots	6	5
Tampa Bay Buccaneers	6	5
New Orleans Saints	5	5
Seattle Seahawks	4	8
Atlanta Falcons	4	5
Baltimore Ravens	3	3
Cincinnati Bengals	2	2
Jacksonville Jaguars	1	0
Carolina Panthers	0	4
Houston Texans	0	1

Championship Team Hall of Famers (by Year)

- 1921 Team (2)**
George Halas, George Trafton
- 1932 Team (5)**
Red Grange, Bill Hewitt, Link Lyman, Bronko Nagurski, George Trafton
- 1933 Team (5)**
Red Grange, Bill Hewitt, Link Lyman, George Musso, Bronko Nagurski
- 1940 Team (6)**
Danny Fortmann, Sid Luckman, George McAfee, George Musso, Joe Stydahar, Bulldog Turner
- 1941 Team (6)**
Danny Fortmann, Sid Luckman, George McAfee, George Musso, Joe Stydahar, Bulldog Turner
- 1943 Team (5)**
Danny Fortmann, Sid Luckman, George Musso, Bronko Nagurski, Bulldog Turner
- 1946 Team (5)**
Sid Luckman, George McAfee, Joe Stydahar, Bulldog Turner, Ed Sprinkle
- 1963 Team (4)**
Doug Atkins, Mike Ditka, Bill George, Stan Jones
- 1985 Team (5)**
Richard Dent, Dan Hampton, Walter Payton, Mike Singletary, Jimbo Covert

Championship Team Hall of Famers (by Player/Coach)

- Players**
- Sid Luckman (4) 1940, '41, '43, '46
 - George Musso (4) 1933, '40, '41, '43
 - Bulldog Turner (4) 1940, '41, '43, '46
 - Danny Fortmann (3) 1940, '41, '43
 - George McAfee (3) 1940, '41, '46
 - Bronko Nagurski (3) 1932, '33, '43
 - Joe Stydahar (3) 1940, '41, '46
 - Red Grange (2) 1932, '33
 - Bill Hewitt (2) 1932, '33
 - Link Lyman (2) 1932, '33
 - George Trafton (2) 1921, '32
 - Doug Atkins (1) 1963
 - Richard Dent (1) 1985
 - Mike Ditka (1) 1963
 - Bill George (1) 1963
 - George Halas (1) 1921
 - Stan Jones (1) 1963
 - Dan Hampton (1) 1985
 - Walter Payton (1) 1985
 - Mike Singletary (1) 1985
 - Ed Sprinkle (1) 1946
 - Jimbo Covert (1) 1985
- Coaches**
- George Halas (6) 1921, '33, '40, '41, '46, '63
 - Mike Ditka (1) 1985

(Since 1971 when Bears moved to Soldier Field)

Capacity Sold	Actual	Average	Road	Capacity Sold	Actual	Average	Road
1971.....55,049.....N/A.....385,343 (7).....55,049.....396,183 (7)	1997.....66,944.....535,552.....421,900 (8).....52,738.....536,184 (8)						
1972.....55,701.....N/A.....389,907 (7).....55,701.....406,556 (7)	1998.....66,944.....535,552.....429,607 (8).....53,701.....462,012 (8)						
1973.....55,701.....N/A.....389,907 (7).....55,701.....395,192 (7)	1999.....66,944.....535,552.....444,713 (8).....55,464.....517,237 (8)						
1974.....55,753.....N/A.....389,117 (7).....55,588.....372,530 (7)	2000.....66,944.....535,552.....435,259 (8).....54,407.....545,132 (8)						
1975.....57,455.....387,312.....323,868 (7).....46,266.....392,929 (7)	2001.....66,944.....535,552.....482,878 (8).....60,360.....525,068 (8)						
1976.....57,359.....401,123.....351,812 (7).....50,258.....438,338 (7)	2002*.....52,057.....494,847.....426,285 (8).....53,286.....542,061 (8)						
1977.....57,359.....401,513.....386,500 (7).....48,071.....409,377 (7)	2003.....61,500.....492,304.....444,340 (8).....55,543.....546,662 (8)						
1978.....57,359.....458,872.....385,976 (8).....48,247.....455,542 (8)	2004.....61,500.....495,706.....442,272 (8).....55,284.....541,641 (8)						
1979.....57,979.....463,832.....416,168 (8).....52,021.....477,321 (8)	2005.....61,500.....496,965.....496,965 (8).....62,121.....518,191 (8)						
1980.....64,154.....513,232.....464,897 (8).....58,112.....486,954 (8)	2006.....61,500.....497,786.....497,786 (8).....62,223.....550,577 (8)						
1981.....64,410.....515,280.....436,563 (8).....54,570.....453,575 (8)	2007.....61,500.....497,267.....463,133 (8).....57,892.....544,335 (8)						
1982.....65,793.....249,354.....183,626 (4).....45,107.....293,501 (5)	2008.....61,500.....496,276.....461,232 (8).....57,654.....532,130 (8)						
1983.....65,793.....545,897.....418,771 (8).....52,346.....409,867 (8)	2009.....61,500.....498,000.....467,936 (8).....58,492.....533,114 (8)						
1984.....65,793.....516,347.....462,159 (8).....57,769.....444,496 (8)	2010.....61,500.....497,561.....474,974 (8).....59,372.....525,302 (8)						
1985.....65,793.....526,344.....486,212 (8).....60,776.....517,146 (8)	2011.....61,500.....497,166.....469,935 (8).....58,742.....567,177 (8)						
1986.....66,030.....528,240.....495,484 (8).....61,935.....478,025 (8)	2012.....61,500.....498,633.....480,504 (8).....60,063.....557,829 (8)						
1987.....66,030.....528,240.....459,192 (8).....57,399.....407,783 (7)	2013.....61,500.....498,864.....472,931 (8).....59,116.....558,211 (8)						
1988.....66,946.....535,568.....494,093 (8).....61,761.....489,476 (8)	2014.....61,500.....494,218.....449,869 (8).....56,234.....556,417 (8)						
1989.....66,946.....535,568.....489,976 (8).....61,247.....506,193 (8)	2015.....61,500.....496,287.....452,974 (8).....56,622.....523,778 (8)						
1990.....66,946.....535,568.....481,018 (8).....60,127.....534,440 (8)	2016.....61,500.....482,951.....403,799 (8).....60,368.....577,656 (8)						
1991.....66,946.....535,568.....491,778 (8).....61,472.....531,835 (8)	2017.....61,500.....489,137.....426,162 (8).....61,142.....533,082 (8)						
1992.....66,950.....535,600.....478,507 (8).....59,813.....529,769 (8)	2018.....61,500.....557,277.....527,542 (9).....61,919.....555,118 (8)						
1993.....66,950.....535,600.....465,832 (8).....58,229.....486,675 (8)	2019.....61,500.....495,332.....461,035 (8).....61,916.....495,357 (8)						
1994.....66,944.....535,552.....468,015 (8).....58,502.....520,294 (8)	2020.....NA.....NA.....NA.....NA.....36,556 (8)						
1995.....66,944.....535,552.....476,587 (8).....59,573.....510,327 (8)	2021.....61,500.....486,675.....409,453.....60,834.....593,166 (9)						
1996.....66,944.....535,552.....456,348 (8).....57,044.....490,590 (8)	2022.....61,500.....612,756.....494,096.....49,410.....592,857 (8)						

* Home games played at Memorial Stadium in Champaign, Ill. Capacity listed is NFL designated Chicago blackout number.

() Number in parentheses is number of games played

Note: no fans attended home games in 2020 due to the COVID-19 pandemic; only three road teams (Carolina, Tennessee, Jacksonville) listed official paid attendance

Soldier FieldTen largest crowds to watch the BearsRoad

Attendance	Opponent	Date	Attendance	Opponent	Date
66,900	vs. NY Giants	9/5/1993	100,470	at LA Rams	11/2/1958
66,625**	vs. Philadelphia	10/2/1989	90,554	at Dallas	9/25/2016
66,475	vs. Minnesota	9/17/1989	90,138	at Washington	9/11/2005
65,704**	vs. NY Giants	9/14/1987	85,168	at Dallas	9/19/2010
65,534*	vs. Philadelphia	12/31/1988	83,501*	at LA Rams	12/17/1950
65,506	vs. LA Rams	10/29/1989	83,147	at Washington	10/20/2013
65,420	vs. Minnesota	9/23/1990	83,224**	at Cleveland	11/3/1980
65,293**	vs. San Francisco	10/24/1988	82,213***	at Washington	12/6/2007
65,255**	vs. NY Jets	9/23/1991	80,638	at Detroit	11/21/1976
65,141*	vs. Washington	1/3/1987	80,456	at LA Rams	11/3/1957

Five smallest crowds to watch the Bears

Attendance	Opponent	Date	Attendance	Opponent	Date
29,157	vs. Green Bay	12/16/1973	2,500*	vs. Dallas Texans	11/27/1952
32,113†	vs. Minnesota	10/11/1987	4,074†	at Philadelphia	10/4/1987
33,557	vs. Green Bay	12/11/1977	32,637&	at New Orleans	11/6/2005
34,306	vs. Green Bay	12/10/1978	34,350	at Baltimore	9/25/1983
35,052	vs. St. Louis	12/14/1975	36,816	at Tampa Bay	11/20/1983

* playoff game; ** Monday Night Football; *** Thursday Night Football; ^ at Akron, Ohio; † strike game; & at Baton Rouge, La.

NOTES:

- Last non-sellout: September 9, 1984 vs. Denver (4,432 unsold).
- Heading into 2021, the Bears have 300 straight sellouts (286 regular season, 14 playoffs).
- The Bears vs. All-Stars game on August 22, 1947 drew a crowd of 105,840 at Soldier Field, which was the largest crowd ever to watch any NFL game until August 15, 1994, when the Cowboys-Oilers pre-season game drew 112,376 at Azteca Stadium in Mexico City.

HISTORY

ANNUAL SCORING LEADERS

Year	Player	TD	PAT	FG	Pts
2022	Santos, Cairo	0	27	63	90
2021	Santos, Cairo	0	27	78	105
2020	Santos, Cairo	0	36	90	126
2019	Piñeiro, Eddy	0	27	23	96
2018	Parkey, Cody	0	42	23	111
2017	Howard, Jordan	9	0	0	54
2016	Barth, Connor	0	31	18	85
2015	Gould, Robbie	0	28	33	127
2014	Forté, Matt	10	2	0	64
2013	Gould, Robbie	0	45	26	123
2012	Gould, Robbie	0	33	21	96
2011	Gould, Robbie	0	37	28	121
2010	Gould, Robbie	0	35	25	110
2009	Gould, Robbie	0	33	24	105
2008	Gould, Robbie	0	41	26	119
2007	Gould, Robbie	0	33	31	126
2006	Gould, Robbie	0	47	32	143
2005	Gould, Robbie	0	19	21	82
2004	Edinger, Paul	0	22	15	67
2003	Edinger, Paul	0	27	26	105
2002	Edinger, Paul	0	29	22	95
2001	Edinger, Paul	0	34	26	112
2000	Edinger, Paul	0	21	21	84
1999	Robinson, Marcus	9	0	0	54
1998	Jaeger, Jeff	0	27	21	90
1997	Jaeger, Jeff	0	20	21	83
1996	Jaeger, Jeff	0	23	19	80
1995	Butler, Kevin	0	45	23	114
1994	Butler, Kevin	0	24	21	87
1993	Butler, Kevin	0	21	27	102
1992	Butler, Kevin	0	34	19	91
1991	Butler, Kevin	0	32	19	89
1990	Butler, Kevin	0	36	26	114
1989	Anderson, Neal	15	0	0	90
1988	Butler, Kevin	0	37	15	82
1987	Butler, Kevin	0	28	19	85
1986	Butler, Kevin	0	36	28	120
1985*	Butler, Kevin	0	51	31	144
1984	Thomas, Bob	0	35	22	101
1983	Thomas, Bob	0	35	14	77
1982	Moorehead, Emery	5	0	0	30
1981	Roveto, John	0	19	10	49
1980	Thomas, Bob	0	35	13	74
1979	Payton, Walter	16	0	0	96
1978	Thomas, Bob	0	26	17	77
1977	Payton, Walter	16	0	0	96
1976	Payton, Walter	13	0	0	78
1975	Thomas, Bob	0	18	13	57
1974	Roder, Mirro	0	18	13	57
1973	Roder, Mirro	0	11	8	35
1972	Percival, Mac	0	26	12	62
1971	Percival, Mac	0	18	15	63
1970	Percival, Mac	0	28	20	88

Year	Player	TD	PAT	FG	Pts
1969	Percival, Mac	0	26	8	50
1968	Percival, Mac	0	25	25	100
1967	Sayers, Gale	12	0	0	72
1966	Leclerc, Roger	0	24	18	78
1965*	Sayers, Gale	22	0	0	132
1964	Morris, Johnny	10	0	0	60
1963	Ditka, Mike	8	0	0	48
1962	Leclerc, Roger	0	36	13	75
1961	Ditka, Mike	12	0	0	72
1960	Aveni, John	0	23	7	44
1959	Casares, Rick	12	0	0	72
1958	Galimore, Willie	12	0	0	72
1957	Blanda, George	1	23	14	71
1956	Casares, Rick	14	0	0	84
1955	Blanda, George	2	37	11	82
1954	Hill, Harlon	12	0	0	72
1953	Blanda, George	0	27	7	48
1952	Blanda, George	1	30	6	54
1951	Lujack, Johnny	7	10	0	52
1950	Lujack, Johnny	11	34	3	109
1949	Lujack, Johnny	2	42	1	57
1948	Lujack, Johnny	1	44	0	50
1947	Kavanaugh, Ken	13	0	0	78
1946	Gallarneau, Hugh	8	0	0	48
1945	Kavanaugh, Ken	6	0	0	36
1944	McLean, Ray	7	0	0	42
1943	Clark, Harry	10	0	0	60
1942	McLean, Ray	9	0	0	54
1941	McAfee, George	12	0	0	72
1940	McLean, Ray	4	1	0	25
1939	Manders, Jack	4	17	3	50
1938	Manders, Jack	3	10	3	37
1937*	Manders, Jack	5	15	8	69
1936	Manders, Jack	4	17	7	62
1935	Karr, William	6	0	0	36
1934*	Manders, Jack	3	31	10	79
1933	Manders, Jack	0	15	6	33

*Led NFL

ANNUAL RUSHING LEADERS

Year	Player	Yards	Att	TD
2022	Fields, Justin	1,143	160	8
2021	Montgomery, David	849	225	7
2020	Montgomery, David	1,070	247	8
2019	Montgomery, David	889	242	6
2018	Howard, Jordan	935	250	9
2017	Howard, Jordan	1,122	276	9
2016	Howard, Jordan	1,313	252	6
2015	Forté, Matt	898	218	4
2014	Forté, Matt	1,038	266	6
2013	Forté, Matt	1,339	289	9
2012	Forté, Matt	1,094	248	5
2011	Forté, Matt	997	203	3
2010	Forté, Matt	1,069	237	6
2009	Forté, Matt	929	258	4
2008	Forté, Matt	1,238	316	8
2007	Benson, Cedric	674	196	4
2006	Jones, Thomas	1,210	296	6
2005	Jones, Thomas	1,335	314	9
2004	Jones, Thomas	948	240	7
2003	Thomas, Anthony	1,024	244	6
2002	Thomas, Anthony	721	214	6
2001	Thomas, Anthony	1,183	278	7
2000	Allen, James	1,120	290	2
1999	Enis, Curtis	916	287	3
1998	Bennett, Edgar	611	173	2
1997	Harris, Raymont	1,033	275	10
1996	Harris, Raymont	748	194	4
1995	Salaam, Rashaan	1,074	296	10
1994	Tillman, Lewis	899	275	7
1993	Anderson, Neal	646	202	4
1992	Anderson, Neal	582	156	5
1991	Anderson, Neal	747	210	6
1990	Anderson, Neal	1,078	260	10
1989	Anderson, Neal	1,275	274	11
1988	Anderson, Neal	1,106	249	12
1987	Anderson, Neal	586	129	3
1986	Payton, Walter	1,333	321	8
1985	Payton, Walter	1,551	324	9
1984	Payton, Walter	1,684	381	11
1983	Payton, Walter	1,421	314	6
1982	Payton, Walter	596	148	1
1981	Payton, Walter	1,222	339	6
1980	Payton, Walter	1,460	317	6
1979	Payton, Walter	1,610	369	14
1978	Payton, Walter	1,395	333	11
1977*	Payton, Walter	1,852	339	14
1976	Payton, Walter	1,390	311	13
1975	Payton, Walter	679	196	7
1974	Grandberry, Ken	475	144	2
1973	Garrett, Carl	655	175	5
1972	Douglass, Bobby	968	141	8
1971	Shy, Don	420	116	2
1970	Montgomery, Ross	229	62	0
1969*	Sayers, Gale	1,032	236	8

Year	Player	Yards	Att	TD
1968	Sayers, Gale	856	138	2
1967	Sayers, Gale	880	186	7
1966*	Sayers, Gale	1,231	229	8
1965	Sayers, Gale	867	166	14
1964	Arnett, Jon	400	119	1
1963	Marconi, Joe	446	118	2
1962	Marconi, Joe	406	89	5
1961	Galimore, Willie	707	153	4
1960	Casares, Rick	566	160	5
1959	Casares, Rick	699	177	10
1958	Casares, Rick	651	176	2
1957	Casares, Rick	700	204	6
1956*	Casares, Rick	1,126	234	12
1955	Casares, Rick	672	125	4
1954	Jagade, Chick	498	157	3
1953	Morrison, Fred	307	95	2
1952	Morrison, Fred	367	95	3
1951	Dottley, John	670	127	3
1950	Gulyanics, George	571	146	2
1949	Gulyanics, George	452	102	5
1948	Gulyanics, George	439	119	4
1947	Osmanski, Joe	328	64	1
1946	Gallarneau, Hugh	476	112	6
1945	Margarita, Bob	497	112	3
1944	Margarita, Bob	463	88	4
1943	Clark, Harry	556	120	3
1942	Famiglietti, Gary	503	118	8
1941	McAfee, George	474	65	6
1940	Nolting, Ray	373	78	1
1939*	Osmanski, Bill	699	121	7
1938	Nolting, Ray	297	63	2
	Francis, Sam	297	85	3
1937	Nolting, Ray	424	106	2
1936	Nagurski, Bronko	529	122	3
1935	Ronzani, Gene	356	79	2
1934*	Feathers, Beattie	1,004	119	8
1933	Nagurski, Bronko	533	128	1

*Led NFL

ANNUAL PASSING LEADERS

Year	Player	Att	Cmp	Yards	TD	Int	Rating
2022	Fields, Justin	318	192	2,242	17	11	85.2
2021	Fields, Justin	270	159	1,870	7	10	73.2
2020	Trubisky, Mitchell	297	199	2,055	16	8	93.5
2019	Trubisky, Mitchell	516	326	3,138	17	10	83.0
2018	Trubisky, Mitchell	434	289	3,223	24	12	95.4
2017	Trubisky, Mitchell	330	196	2,193	7	7	77.5
2016	Barkley, Matt	216	129	1,611	8	14	68.3
2015	Cutler, Jay	483	311	3,659	21	11	92.3
2014	Cutler, Jay	561	370	3,812	28	18	88.6
2013	Cutler, Jay	355	224	2,621	19	12	89.2
2012	Cutler, Jay	434	255	3,033	19	14	81.3
2011	Cutler, Jay	314	182	2,319	13	7	85.7
2010	Cutler, Jay	432	261	3,274	23	16	86.3
2009	Cutler, Jay	555	336	3,666	27	26	76.8
2008	Orton, Kyle	465	272	2,972	18	12	79.6
2007	Griese, Brian	262	161	1,803	10	12	75.6
2006	Grossman, Rex	480	262	3,193	23	20	73.9
2005	Orton, Kyle	368	190	1,869	9	13	59.7
2004	Hutchinson, Chad	161	92	903	4	3	73.6
2003	Stewart, Kordell	251	126	1,418	7	12	56.8
2002	Miller, Jim	314	180	1,944	13	9	77.5
2001	Miller, Jim	395	228	2,299	13	10	74.9
2000	McNown, Cade	280	154	1,646	8	9	68.5
1999	Matthews, Shane	275	167	1,645	10	6	80.6
1998	Kramer, Erik	250	151	1,823	9	7	83.1
1997	Kramer, Erik	477	275	3,011	14	14	74.0
1996	Krieg, Dave	377	226	2,278	14	12	76.3
1995	Kramer, Erik	522	315	3,838	29	10	93.5
1994	Walsh, Steve	343	208	2,078	10	8	77.9
1993	Harbaugh, Jim	325	200	2,002	7	11	72.1
1992	Harbaugh, Jim	358	202	2,486	13	12	76.2
1991	Harbaugh, Jim	478	275	3,121	15	16	73.7
1990	Harbaugh, Jim	312	180	2,178	10	6	81.9
1989	Tomczak, Mike	306	156	2,058	16	16	68.2
1988	McMahon, Jim	192	114	1,346	6	7	76.0
1987	McMahon, Jim	210	125	1,639	12	8	87.4
1986	McMahon, Jim	150	77	995	5	8	61.4
1985	McMahon, Jim	313	178	2,392	18	11	82.8
1984	McMahon, Jim	143	85	1,146	8	2	97.8
1983	McMahon, Jim	295	175	2,184	12	13	77.7
1982	McMahon, Jim	210	120	1,501	9	7	80.1
1981	Evans, Vince	436	195	2,354	11	20	51.0
1980	Evans, Vince	278	148	2,039	11	16	66.1
1979	Phipps, Mike	255	134	1,535	9	8	69.7
1978	Avellini, Bob	264	141	1,718	5	16	54.6
1977	Avellini, Bob	293	154	2,004	11	18	61.7
1976	Avellini, Bob	271	118	1,580	8	15	49.7
1975	Huff, Gary	205	114	1,083	3	9	57.1
1974	Huff, Gary	283	142	1,663	6	17	50.4
1973	Douglass, Bobby	174	81	1,057	5	7	59.2
1972	Douglass, Bobby	198	75	1,246	9	12	49.5
1971	Douglass, Bobby	225	91	1,164	7	15	38.7
1970	Concannon, Jack	385	194	2,130	16	18	61.6
1969	Concannon, Jack	160	87	1,783	4	8	31.3
1968	Concannon, Jack	143	71	715	5	9	49.8

HISTORY

ANNUAL PASSING LEADERS (ConT'd)

Year	Player	Att	Cmp	Yards	TD	Int	Rating
1967	Concannon, Jack	186	92	1,260	6	14	51.0
1966	Bukich, Rudy	309	147	1,858	10	21	49.1
1965*	Bukich, Rudy	312	176	2,641	20	9	93.6
1964	Bukich, Rudy	160	99	1,099	12	7	89.0
1963	Wade, Bill	356	192	2,301	15	12	73.8
1962	Wade, Bill	412	225	3,172	18	24	70.2
1961	Wade, Bill	250	139	2,258	22	13	93.7
1960	Brown, Ed	149	59	1,079	7	11	50.1
1959	Brown, Ed	247	125	1,881	13	10	77.0
1958	Brown, Ed	218	102	1,418	10	17	51.0
1957	Brown, Ed	185	84	1,321	6	16	44.5
1956*	Brown, Ed	168	96	1,667	11	12	83.1
1955	Brown, Ed	164	85	1,307	9	10	71.4
1954	Bratkowski, Zeke	130	67	1,087	8	17	60.9
1953	Blanda, George	362	169	2,164	14	24	51.3
1952	Romanik, Steve	126	49	772	4	11	34.5
1951	Lujack, Johnny	176	85	1,295	3	8	59.9
1950	Lujack, Johnny	254	121	1,731	4	21	40.9
1949	Lujack, Johnny	312	162	2,658	23	22	75.9
1948	Luckman, Sid	163	89	1,047	13	14	65.2
1947	Luckman, Sid	323	176	2,712	24	31	67.6
1946*	Luckman, Sid	229	110	1,826	17	16	70.8
1945†	Luckman, Sid	217	117	1,725	14	10	82.6
1944	Luckman, Sid	143	71	1,018	11	11	66.8
1943*	Luckman, Sid	202	110	2,194	28	12	107.8
1942	Luckman, Sid	105	57	1,023	10	13	80.0
1941*	Luckman, Sid	119	68	1,181	9	6	95.5
1940	Luckman, Sid	105	48	941	4	9	60.7
1939	Masterson, Bernie	113	44	914	5	9	49.6
1938	Masterson, Bernie	112	46	848	7	9	55.6
1937	Masterson, Bernie	72	26	615	6	7	55.8
1936	Molesworth, Keith	31	15	188	4	4	67.7
1935	Masterson, Bernie	44	18	456	5	4	79.4
1934	Ronzani, Gene	32	15	150	3	0	91.9
1933	Molesworth, Keith	50	19	433	3	4	56.5

*Led NFL; †Tied for NFL lead.

HIGHEST QUARTERBACK RATINGS

	Season	Att	Cmp	Yards	Pct	Y/Att	TD	TD% Int	Int%Rate			
1.	Josh McCown	2013	224	149	1,892	66.5	8.17	13	5.8	1	0.4	109.0
2.	Sid Luckman	1943	202	110	2,194	54.5	10.86	28	13.9	12	5.9	107.8
3.	Brian Hoyer	2016	200	134	1,445	67.0	7.2	6	3.0	0	0.0	98.0
4.	Jim McMahon	1984	143	85	1,146	59.4	8.01	8	5.6	2	1.4	97.8
5.	Sid Luckman	1941	119	68	1,181	57.1	9.92	9	7.6	6	5.0	95.5
6.	Mitchell Trubisky	2018	434	289	3,223	66.6	7.43	24	5.5	12	2.8	95.4
7.	Bill Wade	1961	250	139	2,258	55.6	9.03	22	8.8	13	5.2	93.7
8.	Rudy Bukich	1965	312	176	2,641	56.4	8.46	20	6.4	9	2.9	93.6
9.	Mitchell Trubisky	2020	297	199	2,055	67.0	6.9	16	5.4	8	2.7	93.5
10.	Erik Kramer	1995	522	315	3,838	60.3	7.35	29	5.6	10	1.9	93.5
11.	Jay Cutler	2015	483	311	3,659	64.4	7.58	21	4.3	11	2.3	92.3
12.	Jay Cutler	2013	355	224	2,621	63.1	7.38	19	5.4	12	3.4	89.2
13.	Rudy Bukich	1964	160	99	1,099	61.9	6.87	12	7.5	7	4.4	89.0
14.	Jay Cutler	2014	561	370	3,812	66.0	6.80	28	5.0	18	3.2	88.6
15.	Jim McMahon	1987	210	125	1,639	59.5	7.80	12	5.7	8	3.8	87.4

1961-2021 (Regular Season only)

	1961	1962	1963	1964	1965	1966	1967	1968	1969	1970	1971	Total
Bill Wade	8-6	9-5	11-1-2	2-8	0-2	0-0						30-22-2
Rudy Bukich		0-0	0-0	3-1	9-3	5-7-2	0-0	0-0				17-11-2
Larry Rakestraw				0-0	0-0	0-0	0-2	0-2				0-4
Jack Concannon							7-4-1	3-4	0-5	5-8	2-1	17-22-1
Virgil Carter								4-1	0-2			4-3
Bobby Douglass									1-6	1-0	3-4	continued
Kent Nix										0-0	1-3	1-3
Season Totals	8-6	9-5	11-1-2	5-9	9-5	5-7-2	7-6-1	7-7	1-13	6-8	6-8	

	1972	1973	1974	1975	1976	1977	1978	1979	1980	1981	1982	Total
Bobby Douglass	4-9-1	3-9	1-2	0-1								13-31-1
Gary Huff		0-2	3-8	2-7	0-0							5-17
Bob Avellini				2-2	7-7	9-5	4-8	1-2	0-0	0-0	0-2	continued
Mike Phipps						0-0	3-1	9-1	2-4			14-6
Vince Evans						0-0	0-0	0-3	5-5	6-10	0-0	continued
Jim McMahan											3-4	continued
Season Totals	4-9-1	3-11	4-10	4-10	7-7	9-5	7-9	10-6	7-9	6-10	3-6	

	1983	1984	1985	1986	1987	1988	1989	1990	1991	1992	1993	Total
Bob Avellini	0-0	0-1										23-24
Vince Evans	1-2											12-20
Jim McMahan	7-6	7-2	11-0	6-0	5-1	7-2						46-15
Steve Fuller		2-2	4-1	0-2								6-5
Rusty Lisch		0-1										0-1
Greg Landry		1-0										1-0
Mike Tomczak			0-0	7-0	4-2	4-1	5-6	1-1				21-10
Doug Flutie				1-0								1-0
Mike Hohensee					2-0							2-0
Steve Bradley					0-1							0-1
Jim Harbaugh					0-0	1-1	1-4	10-4	11-5	5-8	7-8	35-30
Peter Tom Willis								0-0	0-0	0-2	0-1	0-3
Will Furrer										0-1		0-1
Shane Matthews											0-0	continued
Season Totals	8-8	10-6	15-1	14-2	11-4	12-4	6-10	11-5	11-5	5-11	7-9	

	1994	1995	1996	1997	1998	1999	2000	2001	2002	2003	2004	Total
Erik Kramer	1-4	9-7	1-3	4-9	3-5							18-28
Steve Walsh	8-3	0-0										8-3
Dave Krieg			6-6									6-6
Rick Mirer				0-3								0-3
Steve Stenstrom		0-0	0-0	0-0	1-6							1-6
Moses Moreno					0-1							0-1
Shane Matthews	0-0		0-0			3-4	3-2	2-1				8-7
Cade McNown						2-4	1-8					3-12
Jim Miller					0-0	1-2	1-1	11-2	2-6			15-11
Chris Chandler									2-5	3-3		5-8
Henry Burris									0-1			0-1
Kordell Stewart										2-5		2-5
Rex Grossman										2-1	1-2	continued
Jonathan Quinn											0-3	0-3
Craig Krenzel											3-2	3-2
Chad Hutchinson											1-4	1-4
Season Totals	9-7	9-7	7-9	4-12	4-12	6-10	5-11	13-3	4-12	7-9	5-11	

	2005	2006	2007	2008	2009	2010	2011	2012	2013	2014	2015	Total
Rex Grossman	1-0	13-3	2-5	0-1								19-12
Kyle Orton	10-5	0-0	2-1	9-6								21-12
Brian Griese		0-0	3-3									3-3
Jay Cutler					7-9	10-5	7-3	10-5	5-6	5-10	6-9	continued
Todd Collins						1-0						1-0
Caleb Hanie							0-4					0-4
Josh McCown							1-1		3-2			4-3
Jason Campbell								0-1				0-1
Jimmy Clausen										0-1	0-1	0-2
Season Totals	11-5	13-3	7-9	9-7	7-9	11-5	8-8	10-6	8-8	5-11	6-10	

	2016	2017	2018	2019	2020	2021	2022	2023	2024	2025	2026	Total
Jay Cutler	1-4											51-51
Brian Hoyer	1-4											1-4
Matt Barkley	1-5											1-5
Mike Glennon		1-3										1-3
Mitchell Trubisky		4-8	11-3	8-7	6-3							29-21
Chase Daniel			1-1	0-1								1-2
Nick Foles					2-5	1-0						3-5
Justin Fields						2-8	3-12					5-20
Andy Dalton						3-3						3-3
Trevor Siemian							0-1					
Nathan Peterman							0-1					
Season Totals	3-13	5-11	12-4	8-8	8-8	6-11	3-14					

ANNUAL RECEIVING LEADERS

— RECEPTIONS —

Year	Player	Rec.	Yards	TD
2022	Kmet, Cole	50	544	7
2021	Mooney, Darnell	81	1,055	4
2020	Robinson II, Allen	102	1,250	6
2019	Robinson II, Allen	98	1,147	7
2018	Cohen, Tarik	71	725	5
2017	Wright, Kendall	59	614	1
2016	Meredith, Cameron	66	888	4
2015	Jeffery, Alshon	54	807	4
2014	Forté, Matt	102	808	4
2013	Marshall, Brandon	100	1,295	12
2012	Marshall, Brandon	118	1,508	11
2011	Forté, Matt	52	490	1
2010	Forté, Matt	51	547	3
	Knox, Johnny	51	960	5
2009	Olsen, Greg	60	612	8
2008	Forté, Matt	63	477	4
2007	Berrian, Bernard	71	951	5
2006	Muhammad, Muhsin	60	863	5
2005	Muhammad, Muhsin	64	750	4
2004	Jones, Thomas	56	427	0
2003	Booker, Marty	52	715	4
2002	Booker, Marty	97	1,189	6
2001	Booker, Marty	100	1,071	8
2000	Robinson, Marcus	55	738	5
	Kennison, Eddie	55	549	2
1999	Engram, Bobby	88	947	4
1998	Engram, Bobby	64	987	5
1997	Proehl, Ricky	58	753	7
1996	Conway, Curtis	81	1,049	7
1995	Graham, Jeff	82	1,301	4
1994	Graham, Jeff	68	944	4
1993	Waddle, Tom	44	552	1
1992	Davis, Wendell	54	734	2
1991	Davis, Wendell	61	945	6
1990	Muster, Brad	47	452	0
1989	Anderson, Neal	50	434	4
1988	McKinnon, Dennis	45	704	3
1987	Anderson, Neal	47	467	3
1986	Gault, Willie	42	818	5
1985	Payton, Walter	49	483	2
1984	Payton, Walter	45	368	0
1983	Payton, Walter	53	607	2
1982	Suhey, Matt	36	333	0
1981	Payton, Walter	41	379	2
1980	Payton, Walter	46	367	1
1979	Williams, Dave	42	354	5
1978	Payton, Walter	50	480	0
1977	Scott, James	50	809	3
1976	Harper, Roland	29	291	1
1975	Rather, Bo	39	685	2
1974	Wade, Charlie	39	683	1
1973	Garrett, Carl	23	292	0
1972	Thomas, Earl	20	365	3

— RECEPTIONS —

Year	Player	Rec.	Yards	TD
1971	Farmer, George	46	737	5
1970*	Gordon, Dick	71	1,026	13
1969	Wallace, Bob	47	553	5
1968	Gordon, Dick	29	477	4
1967	Gordon, Dick	31	534	5
1966	Sayers, Gale	34	447	2
1965	Morris, Johnny	53	846	4
1964*	Morris, Johnny	93	1,200	10
1963	Ditka, Mike	59	794	8
1962	Ditka, Mike	58	904	5
	Morris, Johnny	58	889	5
1961	Ditka, Mike	56	1,076	12
1960	Dewveall, Willard	43	804	5
1959	Dooley, Jim	41	580	3
1958	McColl, Bill	35	517	8
1957	Dooley, Jim	37	530	1
1956	Hill, Harlon	47	1,128	11
1955	Hill, Harlon	42	789	9
1954	Hill, Harlon	45	1,124	12
1953	Dooley, Jim	53	841	4
1952	Schroeder, Gene	39	660	6
1951	Hoffman, John	28	394	2
1950	Keane, Jim	36	433	0
1949	Keane, Jim	47	696	6
1948	Keane, Jim	30	414	3
1947*	Keane, Jim	64	910	10
1946	Kavanaugh, Ken	18	337	5
1945	Wilson, George	28	259	3
1944	Wilson, George	24	265	4
1943	Clark, Harry	23	535	7
1942	McLean, Ray	19	571	8
1941	Plasman, Dick	14	283	0
1940	Kavanaugh, Ken	12	276	3
1939	Plasman, Dick	19	403	3
1938	Karr, Bill	14	253	4
1937	McDonald, Lester	11	179	4
1936	Hewitt, Bill	15	358	6
1935	Johnsos, Luke	19	298	4
1934	Hewitt, Bill	10	151	5
1933	Hewitt, Bill	16	273	2
1932	Johnsos, Luke	24	321	2

*Led NFL

ANNUAL RECEIVING LEADERS

— YARDS —

Year	Player	Yards	No	TD
2022	Kmet, Cole	544	50	7
2021	Mooney, Darnell	1,055	81	4
2020	Robinson II, Allen	1,250	102	6
2019	Robinson II, Allen	1,147	98	7
2018	Robinson II, Allen	754	55	4
2017	Wright, Kendall	614	59	1
2016	Meredith, Cameron	888	66	4
2015	Jeffery, Alshon	807	54	4
2014	Jeffery, Alshon	1,133	85	10
2013	Jeffery, Alshon	1,421	89	7
2012	Marshall, Brandon	1,508	118	11
2011	Knox, Johnny	727	37	2
2010	Knox, Johnny	960	51	5
2009	Hester, Devin	757	57	3
2008	Hester, Devin	665	51	3
2007	Berrian, Bernard	951	71	5
2006	Muhammad, Muhsin	863	60	5
2005	Muhammad, Muhsin	750	64	4
2004	Terrell, David	699	42	1
2003	Booker, Marty	715	52	4
2002	Booker, Marty	1,189	97	7
2001	Booker, Marty	1,071	100	8
2000	Robinson, Marcus	738	55	5
1999	Robinson, Marcus	1,400	84	9
1998	Ingram, Bobby	987	64	5
1997	Proehl, Ricky	753	58	7
1996	Conway, Curtis	1,049	81	7
1995	Graham, Jeff	1,301	82	4
1994	Graham, Jeff	944	68	4
1993	Waddle, Tom	552	44	1
1992	Davis, Wendell	734	54	2
1991	Davis, Wendell	945	61	6
1990	Davis, Wendell	572	39	3
1989	Morris, Ron	486	30	1
1988	McKinnon, Dennis	704	45	3
1987	Gault, Willie	705	35	7
1986	Gault, Willie	818	42	5
1985	Gault, Willie	704	33	1
1984	Gault, Willie	587	34	6
1983	Gault, Willie	836	40	8
1982	Moorehead, Emery	363	30	5
1981	Margerum, Ken	584	39	1
1980	Scott, James	696	36	3
1979	Baschnagel, Brian	452	30	2
1978	Scott, James	759	42	5
1977	Scott, James	809	50	3
1976	Scott, James	512	26	6
1975	Rather, Bo	685	39	2
1974	Wade, Charles	683	39	1
1973	Thomas, Earl	343	24	4
1972	Farmer, George	380	14	2
1971	Farmer, George	737	46	5
1970	Gordon, Dick	1,026	71	13
1969	Wallace, Bob	553	47	5

— YARDS —

Year	Player	Yards	No	TD
1968	Gordon, Dick	477	29	4
1967	Gordon, Dick	534	31	5
1966	Jones, Jimmie	504	28	5
1965	Morris, Johnny	846	53	4
1964*	Morris, Johnny	1,200	93	10
1963	Ditka, Mike	794	59	8
1962	Ditka, Mike	904	58	5
1961	Ditka, Mike	1,076	56	12
1960	Dewveall, Willard	804	43	5
1959	Dooley, Jim	580	41	3
1958	McColl, Bill	517	35	8
1957	Dooley, Jim	530	37	1
1956	Hill, Harlon	1,128	47	11
1955	Hill, Harlon	789	42	9
1954	Hill, Harlon	1,124	45	12
1953	Dooley, Jim	841	53	4
1952	Schroeder, Gene	660	39	6
1951	Schroeder, Gene	461	24	3
1950	Keane, Jim	433	36	0
1949	Keane, Jim	696	47	6
1948	Keane, Jim	414	30	3
1947	Keane, Jim	910	64	10
1946	McLean, Ray	348	17	2
1945	Kavanaugh, Ken	539	35	6
1944	McLean, Ray	414	19	5
1943	Clark, Harry	535	23	7
1942	McLean, Ray	571	19	8
1941	Kavanaugh, Ken	314	11	6
1940	Kavanaugh, Ken	276	12	3
1939	Plasman, Dick	403	19	3
1938	Karr, Bill	253	14	4
1937	Manske, Edgar "Eggs"	225	9	3
1936	Hewitt, Bill	358	15	6
1935	Johnsos, Luke	298	19	4
1934	Hewitt, Bill	151	10	5
1933	Hewitt, Bill	273	16	2
1932	Johnsos, Luke	321	24	2

*Led NFL

HISTORY

ANNUAL PUNT RETURN LEADERS

Year	Player	No	Yds	Avg	Year	Player	No	Yds	Avg
2022	Pettis, Dante	18	163	9.1	1967	Gordon, Dick	12	82	6.8
2021	Grant Sr., Jakeem	18	250	13.9	1966	Arnett, Jon	15	58	3.9
2020	Harris, Dwayne	10	81	8.1	1965	Sayers, Gale	16	238	14.9
2019	Cohen, Tarik	33	302	9.2	1964	Arnett, Jon	19	188	9.9
2018	Cohen, Tarik	33	411	12.5	1963	Morris, Johnny	16	164	10.3
2017	Cohen, Tarik	29	272	9.4	1962	Morris, Johnny	20	208	10.4
2016	Royal, Eddie	19	166	8.7	1961	Morris, Johnny	23	155	6.7
2015	Mariani, Marc	29	192	6.6	1960	Morris, Johnny	13	75	5.8
2014	Holmes, Santonio	9	50	5.6	1959*	Morris, Johnny	14	171	12.2
2013	Hester, Devin	18	256	14.2	1958	Morris, Johnny	14	96	6.9
2012	Hester, Devin	40	331	8.3	1957	Drzewiecki, Ron	22	64	2.9
2011*	Hester, Devin	28	454	16.2	1956	Jeter, Perry	6	66	11.0
2010*	Hester, Devin	33	564	17.1		Smith, Ray	6	66	11.0
2009	Hester, Devin	24	187	7.8	1955	Drzewiecki, Ron	20	100	5.0
2008	Hester, Devin	32	198	6.2	1954	Stone, Billy	14	40	2.9
2007	Hester, Devin	42	651	15.5	1953	Macon, Ed	17	68	4.0
2006*	Hester, Devin	47	600	12.8	1952	White, Wilford	23	117	5.1
2005	Wade, Bobby	33	317	9.6	1951	White, Wilford	14	131	9.4
2004	McQuarters, R.W.	44	435	9.9	1950	McAfee, George	33	284	8.6
2003	McQuarters, R.W.	37	452	12.2	1949	McAfee, George	24	279	11.6
2002	Johnson, Leon	28	288	10.3	1948*	McAfee, George	30	417	13.9
2001	Johnson, Leon	28	255	9.1	1947	McAfee, George	18	261	14.5
2000	Milburn, Glyn	35	300	8.6	1946	Gallarneau, Hugh	10	99	9.9
1999	Milburn, Glyn	30	346	11.5	1945	Margarita, Bob	7	66	9.4
1998	Milburn, Glyn	25	291	11.6	1944	Grygo, Al	11	100	9.1
1997	Hughes, Tyrone	36	258	7.2	1943	Clark, Harry	10	158	15.8
1996	Engram, Bobby	31	282	9.1	1942	Gallarneau, Hugh	9	101	11.2
1995	Graham, Jeff	23	183	8.0	1941	McAfee, George	5	158	31.6
1994	Graham, Jeff	15	140	9.3					
1993	Obee, Terry	35	289	8.3					
1992	Woolford, Donnell	12	127	10.6					
1991	Bailey, Johnny	36	281	7.8					
1990	Bailey, Johnny	36	399	11.1					
1989	Green, Mark	16	141	8.8					
1988	McKinnon, Dennis	34	277	8.1					
1987	McKinnon, Dennis	40	405	10.1					
1986	Barnes, Lew	57	482	8.5					
1985	Taylor, Ken	25	198	7.9					
1984	Fisher, Jeff	58	492	8.5					
1983	McKinnon, Dennis	34	316	9.3					
1982	Fisher, Jeff	9	65	7.2					
1981	Fisher, Jeff	43	509	11.8					
1980	Walterscheid, Lenny	33	239	7.2					
1979	Schubert, Steve	25	238	9.5					
1978	Schubert, Steve	27	229	8.5					
1977	Schubert, Steve	31	291	9.4					
1976	Livers, Virgil	28	205	7.3					
1975	Livers, Virgil	42	456	10.9					
1974	Hill, Ike	33	183	5.5					
1973	Hill, Ike	36	204	5.7					
1972	Smith, Ron	26	163	6.3					
1971	Smith, Ron	26	194	7.5					
1970	Cole, Linzy	14	83	5.9					
1969	Lyle, Garry	12	78	6.5					
1968	Turner, Cecil	9	19	2.1					

*Led NFL

ANNUAL KICKOFF RETURN LEADERS

Year	Player	No	Yds	Avg
2022	Jones Jr., Velus	22	607	27.6
2021	Herbert, Khalil	27	650	24.1
2020	Patterson, Cordarrelle	35	1,017	29.1
2019	Patterson, Cordarrelle	28	825	29.5
2018	Cunningham, Benny	15	173	21.6
2017	Cohen, Tarik	26	583	22.4
2016	Thompson, Deonte	35	804	23.0
2015	Mariani, Marc	16	418	26.1
2014	Williams, Chris	24	579	24.1
2013	Hester, Devin	52	1,436	27.6
2012	Hester, Devin	24	621	25.9
2011	Hester, Devin	33	723	21.9
2010	Manning, Danieal	33	816	24.7
2009	Knox, Johnny	32	927	29.0
2008*	Manning, Danieal	36	1,070	29.7
2007	Hester, Devin	43	934	21.7
2006	Davis, Rashied	32	753	23.5
2005	Azumah, Jerry	32	705	22.0
2004	Azumah, Jerry	42	924	22.0
2003*	Azumah, Jerry	41	1,191	29.0
2002	Merritt, Ahmad	45	1,029	22.9
2001	Denson, Autry	23	534	23.2
2000	Milburn, Glyn	63	1,468	23.3
1999	Milburn, Glyn	61	1,426	23.4
1998	Milburn, Glyn	62	1,550	25.0
1997	Hughes, Tyrone	43	1,008	23.4
1996	Jackson, Jack	27	619	22.9
1995	Lewis, Nate	42	904	21.5
1994	Lewis, Nate	35	874	25.0
1993	Conway, Curtis	21	450	21.4
1992	Lewis, Darren	23	511	22.2
1991	Bailey, Johnny	16	311	19.4
1990	Bailey, Johnny	23	363	15.8
1989	Gentry, Dennis	28	667	23.8
1988	Gentry, Dennis	27	578	21.4
1987	Gentry, Dennis	25	621	24.8
1986*	Gentry, Dennis	20	576	28.8
1985	Gault, Willie	22	577	26.2
1984	Cameron, Jack	26	485	18.7
1983	Gault, Willie	13	276	21.2
1982	Watts, Rickey	14	330	23.6
1981	Williams, Dave	23	486	21.1
1980	Williams, Dave	27	666	24.7
1979	Walterscheid, Lenny	19	427	22.5
1978	Baschnagel, Brian	20	455	22.8
1977	Baschnagel, Brian	23	557	24.2
1976	Baschnagel, Brian	29	754	26.0
1975*	Payton, Walter	14	444	31.7
1974	Grandberry, Ken	22	568	25.8
1973*	Garrett, Carl	16	486	30.4
1972*	Smith, Ron	30	924	30.8
1971	Smith, Ron	26	671	25.8
1970	Turner, Cecil	23	752	32.7
1969	Sayers, Gale	14	339	24.2
1968	Turner, Cecil	20	363	18.2

Year	Player	No	Yds	Avg
1967	Sayers, Gale	16	603	37.7
1966*	Sayers, Gale	23	718	31.2
1965	Sayers, Gale	21	660	31.4
1964	Martin, Billy	24	534	22.3
1963	Bull, Ronnie	7	105	15.0
1962	Martin, Billy	25	515	20.6
1961	Bivins, Charles	25	669	26.7
1960	Galimore, Willie	12	292	24.3
1959	Morris, Johnny	17	438	25.8
1958	Morris, Johnny	16	399	24.9
1957	Drzewiecki, Ron	13	315	24.2
1956	Bingham, Don	17	444	26.1
1955	Drzewiecki, Ron	25	591	23.6
1954	Jagade, Chick	11	195	17.7
1953	Macon, Ed	13	373	28.7
1952	Macon, Ed	9	299	33.2
1951	Morrison, Fred	13	353	27.2
1950	Hunsinger, Chuck	23	343	14.9
1949	Dreyer, Fred	13	338	26.0
1948	Minini, Frank	12	370	30.8
1947	Minini, Frank	11	261	23.7
1946	Osmanski, Bill	8	203	25.4
1945	Margarita, Bob	10	155	15.5
1944	Margarita, Bob	12	279	23.3
1943	Clarke, Harry	13	326	25.1
1942	Gallarneau, Hugh	6	151	25.2
1941	McAfee, George	7	223	31.9

*Led NFL

ANNUAL INTERCEPTION LEADERS

Year	Player	No	Yards
2022	Jackson, Eddie	4	44
2021	Bush, Deon	2	42
2021	Gipson, Tashaun	2	31
2020	Smith, Roquan	2	16
	Gipson, Tashaun	2	10
2019	Fuller, Kyle	3	37
2018	Fuller, Kyle	7	52
2017	Jackson, Eddie	2	82
	Callahan, Bryce	2	73
	Fuller, Kyle	2	0
2016	Porter, Tracy	2	28
	LeBlanc, Cre'Von	2	24
2015	Fuller, Kyle	2	24
2014	Fuller, Kyle	4	81
	Mundy, Ryan	4	52
2013	Jennings, Tim	4	111
2012*	Jennings, Tim	9	105
2011	Moore, D.J.	4	31
2010	Tillman, Charles	5	127
	Harris, Chris	5	69
2009	Bowman, Zackary	6	67
2008	Payne, Kevin	4	147
2007	Urlacher, Brian	5	101
2006	Manning, Jr., Ricky	5	113
	Tillman, Charles	5	32
2005	Vasher, Nathan	8	145
2004	Vasher, Nathan	5	177
2003	Azumah, Jerry	4	44
	Tillman, Charles	4	27
2002	Brown, Mike	3	16
2001	Brown, Mike	5	81
2000	Parrish, Tony	3	81
1999	Hudson, Chris	3	28
1998	Harris, Walt	4	41
1997	Harris, Walt	5	30
1996	Woolford, Donnell	6	37
1995	Woolford, Donnell	4	21
1994	Woolford, Donnell	5	30
1993	Carrier, Mark	4	94
	Jones, Dante	4	52
1992	Woolford, Donnell	7	67
1991	Stinson, Lemuel	4	69
1990*	Carrier, Mark	10	39
1989	Stinson, Lemuel	4	59
1988	Jackson, Vestee	8	94
1987	Duerson, Dave	3	0
1986	Richardson, Mike	7	69
1985	Frazier, Leslie	6	119
1984	Fencik, Gary	5	102
1983	Frazier, Leslie	7	135
1982	Schmidt, Terry	4	39
1981	Fencik, Gary	6	121
1980	Walterscheid, Lenny	4	84
1979	Schmidt, Terry	6	44
	Fencik, Gary	6	31
1978	Fencik, Gary	4	77

Year	Player	No	Yards
1977	Ellis, Allan	6	23
1976	Brupbacher, Ross	7	49
1975	Clemons, Craig	2	109
	Plank, Doug	2	50
	Livers, Virgil	2	40
	Ellis, Allan	2	4
1974	Clemons, Craig	4	84
1973	Lyle, Garry	5	62
1972	Ford, Charlie	7	104
1971	Ford, Charlie	5	46
1970	Buffone, Doug	4	33
1969	Taylor, Joe	3	37
	Daniels, Dick	3	37
	Youngblood, George	3	22
1968	McRae, Bennie	4	41
1967	McRae, Bennie	5	94
	Petitbon, Richie	5	93
	Taylor, Roosevelt	5	19
1966	Petitbon, Richie	4	34
1965	Butkus, Dick	5	84
1964	Caroline, JC	2	84
	Whitsell, Dave	2	57
	Taylor, Roosevelt	2	45
	McRae, Bennie	2	44
	George, Bill	2	28
1963*	Taylor, Roosevelt	9	172
1962	Petitbon, Richie	6	212
1961	Whitsell, Dave	6	123
1960	Caroline, JC	3	31
1959	Barnes, Erich	5	67
1958	Sumner, Charles	6	67
1957	Johnson, Jack	4	36
1956	Caroline, JC	6	182
1955	Sumner, Charles	7	162
1954	Whitman, SJ	5	117
1953	Kindt, Don	6	172
1952	Dooley, Jim	5	30
1951	Schroeder, Gene	5	62
1950	Davis, Harper	5	59
1949	McAfee, George	6	76
1948	Lujack, Johnny	8	131
1947	Mullins, Noah	6	113
1946	Farris, Tom	4	43
1945	Margarita, Bob	6	79
1944	Grygo, Al	4	79
1943	Clark, Harry	5	32
1942*	Turner, Clyde	8	96
1941	McAfee, George	6	78
1940	Clark, Harry	4	62
	Famiglietti, Gary	4	18
	McAfee, George	4	50

*Led NFL

ANNUAL PUNTING LEADERS

Year	Player	No	Avg
2022	Gill, Trenton	66	46.0
2021	O'Donnell, Pat	62	46.2
2020	O'Donnell, Pat	64	45.7
2019	O'Donnell, Pat	80	44.8
2018	O'Donnell, Pat	62	45.0
2017	O'Donnell, Pat	87	47.0
2016	O'Donnell, Pat	68	44.0
2015	O'Donnell, Pat	70	44.2
2014	O'Donnell, Pat	71	43.8
2013	Podlesh, Adam	68	40.6
2012	Podlesh, Adam	81	42.0
2011	Podlesh, Adam	89	43.9
2010	Maynard, Brad	83	40.1
2009	Maynard, Brad	77	41.4
2008	Maynard, Brad	96	41.2
2007	Maynard, Brad	88	41.8
2006	Maynard, Brad	77	44.2
2005	Maynard, Brad	96	41.0
2004	Maynard, Brad	108	42.9
2003	Maynard, Brad	79	41.2
2002	Maynard, Brad	87	42.3
2001	Maynard, Brad	87	42.6
2000	Aguiar, Louie	52	38.8
1999	Sauerbrun, Todd	85	40.9
1998	Horan, Mike	64	41.3
1997	Sauerbrun, Todd	95	43.5
1996	Sauerbrun, Todd	78	44.8
1995	Sauerbrun, Todd	55	37.8
1994	Gardocki, Chris	76	37.8
1993	Gardocki, Chris	80	38.5
1992	Gardocki, Chris	79	42.9
1991	Buford, Maury	69	40.8
1990	Buford, Maury	76	40.4
1989	Buford, Maury	72	39.5
1988	Wagner, Bryan	79	41.5
1987	Wagner, Bryan	36	40.6
1986	Buford, Maury	69	41.3
1985	Buford, Maury	68	42.2
1984	Finzer, Dave	83	40.1
1983	Parsons, Bob	79	36.9
1982	Parsons, Bob	58	41.3
1981	Parsons, Bob	114	39.7
1980	Parsons, Bob	79	40.6
1979	Parsons, Bob	92	37.9
1978	Parsons, Bob	96	37.0
1977	Parsons, Bob	80	40.4
1976	Parsons, Bob	99	37.6
1975	Parsons, Bob	93	39.0
1974	Parsons, Bob	90	37.8
1973	Green, Bobby Joe	82	40.5
1972	Green, Bobby Joe	67	41.2
1971	Green, Bobby Joe	77	40.1
1970	Green, Bobby Joe	83	40.9
1969	Green, Bobby Joe	76	39.0

Year	Player	No	Avg
1968	Green, Bobby Joe	27	42.3
1967	Green, Bobby Joe	79	42.9
1966	Green, Bobby Joe	80	41.9
1965	Green, Bobby Joe	58	42.7
1964	Green, Bobby Joe	71	44.5
1963	Green, Bobby Joe	64	46.5
1962	Green, Bobby Joe	69	43.7
1961	Brown, Ed	59	42.2
1960	Brown, Ed	56	39.8
1959	Brown, Ed	64	41.2
1958	Brown, Ed	27	42.2
1957	Brown, Ed	34	40.1
1956	Brown, Ed	42	39.1
1955	Brown, Ed	44	40.1
1954	Bratkowski, Zeke	39	41.0
1953	Morrison, Fred	65	42.6
1952	Morrison, Fred	64	42.3
1951	Morrison, Fred	57	39.0
1950*	Morrison, Fred	57	43.3
1949*	Gulyanics, George	29	47.2
1948	Gulyanics, George	55	44.2
1947*	Gulyanics, George	23	44.8
1946	Luckman, Sid	33	37.4
1945	Luckman, Sid	36	37.4
1944	McEnulty, Doug	25	39.7
1943	Luckman, Sid	34	35.9
1942	Luckman, Sid	24	40.6
1941	Luckman, Sid	13	41.1
1940	Luckman, Sid	27	42.5
1939	Luckman, Sid	27	43.3

*Led NFL

ANNUAL SACKS LEADERS

Year	Player	No	Yards	Year	Player	No	Yards
2022	Brisker, Jaquan	4.0	27	1996	Spellman, Alonzo	8.0	67.0
2021	Quinn, Robert	18.5	133.5	1995	Flanigan, Jim	11.0	75.0
2020	Mack, Khalil	9.0	64.0	1994	Armstrong, Trace	7.5	52.0
2019	Mack, Khalil	8.5	80.5	1993	Dent, Richard	13.5	90.0
2018	Mack, Khalil	12.5	78.0	1992	McMichael, Steve	10.5	66.5
2017	Hicks, Akiem	8.5	57.0	1991	Dent, Richard	10.5	72.0
2016	Young, Willie	7.5	43.0	1990	Dent, Richard	12.0	101.0
2015	Houston, Lamarr	8.0	63.0	1989	Dent, Richard	9.0	64.0
2014	Young, Willie	10.0	65.0	1988	McMichael, Steve	11.5	95.0
2013	Peppers, Julius	7.5	47.0	1987	Dent, Richard	12.5	94.0
2012	Peppers, Julius	11.5	73.5	1986	Dent, Richard	11.5	87.0
2011	Peppers, Julius	11.0	60.0	1985*	Dent, Richard	17.0	133.5
2010	Idonije, Israel	8.0	66.5	1984	Dent, Richard	17.5	140.5
	Peppers, Julius	8.0	54.0	1983	Hartenstine, Mike	12.0	91.5
2009	Ogunleye, Adewale	6.5	51.5	1982^	Hampton, Dan	9.0	57.0
2008	Brown, Alex	6.0	43.0	1981	Page, Alan	9.0	84.0
2007	Ogunleye, Adewale	9.0	57.0		Hampton, Dan	9.0	77.0
2006	Anderson, Mark	12.0	102.0	1980	Hampton, Dan	11.5	108.5
2005	Ogunleye, Adewale	10.0	55.0	1979	Osborne, Jim	10.5	79.0
2004	Brown, Alex	6.0	34.5	1978	Page, Alan	11.5	94.0
2003	Brown, Alex	5.5	33.5	1977	Rydalch, Ron	9.5	81.0
2002	Colvin, Roosevelt	10.5	71.0	1976	Osborne, Jim	15.0	129.0
2001	Colvin, Roosevelt	10.5	64.0	1975	Chambers, Wally	14.0	105.0
2000	Urlacher, Brian	8.0	49.0	1974	Chambers, Wally	6.0	53.0
1999	Simmons, Clyde	7.0	49.0	1973	Osborne, Jim	10.0	92.0
1998	Flanigan, Jim	8.5	55.0	1972	Osborne, Jim	5.0	N/A
1997	Flanigan, Jim	6.0	51.0	1971	Holman, Willie	9.0	N/A
	Minter, Barry	6.0	35.0	1970	Holman, Willie	12.0	N/A

*Led NFL | ^Became official NFL stat

DOUBLE-DIGIT SACKS

Since sacks became an official NFL statistic in 1982, the Bears have recorded 26 double-digit sack seasons by 13 different players.

DE Richard Dent, the Bears franchise record holder with 124.5 career sacks, also recorded the most double-digit sack seasons in franchise history with eight. Dent ranks second in single-season sacks with 17.5 takedowns in 1984 and also owns four of the top six single-season totals in team history.

CHICAGO BEARS DOUBLE-DIGIT SACK SEASONS

Player	Season	Sacks	Player	Season	Sacks	Player	Season	Sacks		
1 Robert Quinn	2021	18.5	Richard Dent	1986	11.5	Steve McMichael	1992	10.5		
2 Richard Dent	1984	17.5	Dan Hampton	1984	11.5	Otis Wilson	1985	10.5		
3 Richard Dent	1985	17.0	Steve McMichael	1988	11.5	23 Trace Armstrong	1990	10.0		
4 Khalil Mack	2018	12.5	Julius Peppers	2012	11.5	Dan Hampton	1986	10.0		
	Richard Dent	1987	12.5	15 Jim Flanigan	1995	11.0	Steve McMichael	1984	10.0	
	Richard Dent	1993	12.5	Julius Peppers	2011	11.0	Adewale Ogunleye	2005	10.0	
7 Mark Anderson	2006	12.0	17 Roosevelt Colvin	2001	10.5					
	Richard Dent	1990	12.0	Roosevelt Colvin	2002	10.5				
	Mike Hartenstine	1983	12.0	Richard Dent	1991	10.5				
10 Trace Armstrong	1993	11.5	Richard Dent	1988	10.5					

Number of double-digit sack seasons: Richard Dent-8, (1984-88, '90-91 & '93); Steve McMichael-3, (1984, '88 & '92); Trace Armstrong-2, (1990 & '93); Roosevelt Colvin-2, (2001 & '02); Dan Hampton-2, (1984 & '86); Julius Peppers-2, (2011 & '12); Mark Anderson-1, (2006); Jim Flanigan-1, (1995); Mike Hartenstine-1, (1983); Robert Quinn-1, (2021); Khalil Mack-1, (2018); Adewale Ogunleye-1, (2005); Otis Wilson-1, (1985).

HISTORY

No.	Date	Player, Opponent	W/L	Att-Yds
1.	11/20/77	Payton, vs. MIN	W	40-275
2.	10/2/11	Forté, vs. CAR	W	25-205
	10/30/77	Payton, at GB	W	23-205
	11/3/68	Sayers, at GB	W	24-205
5.	12/18/66	Sayers, vs. MIN	W	17-197
6.	11/3/85	Payton, at GB	W	28-192
	11/13/77	Payton, vs. KC	W	33-192
8.	12/16/56	Casares, vs. DET	W	17-190
9.	10/21/01	Thomas, at CIN	W	22-188
10.	9/14/80	Payton, vs. NO	W	18-183
	12/5/76	Payton, at SEA	W	27-183
12.	9/9/79	Payton, vs. MIN	W	23-182
13.	9/16/62	Galimore, at SF	W	22-181
14.	9/9/84	Payton, vs. DEN	W	20-179
	11/26/81	Payton, at DAL	L	38-179
16.	11/6/23	Fields, vs. MIA	L	15-178
17.	9/14/86	Payton, vs. PHI	W+	33-176
18.	12/9/84	Payton, vs. GB	L	35-175
19.	12/16/01	Thomas, vs. TB	W	31-173
20.	11/27/66	Sayers, vs. ATL	W	19-172
21.	10/15/17	Howard, at BAL	W+	36-167
22.	10/10/10	Forté, at CAR	W	22-166
23.	12/20/98	Allen, vs. BAL	W	22-163
	12/11/77	Payton, vs. GB	W	32-163
25.	10/29/78	Payton, vs. DET	L	23-162
26.	9/18/83	Payton, at NO	L+	28-161
27.	1/6/02	Thomas, vs. JAX	W	33-160
	9/18/77	Payton, vs. DET	W	23-160
29.	9/25/22	Herbert, vs. HOU	W	20-157
30.	12/16/79	Payton, vs. STL	W	33-157
	10/16/78	Payton, at DEN	L	22-157
32.	9/30/84	Payton, vs. DAL	L	25-155
	10/7/79	Payton, at BUF	W	39-155
	10/28/34	Feathers, vs. GB	W	15-155
35.	10/7/84	Payton, vs. NO	W	32-154
36.	10/20/57	Galimore, vs. Rams	W	24-153
	10/31/16	Howard, vs. MIN	W	26-153
38.	9/19/04	Jones, at GB	W	23-152
39.	12/18/83	Payton, vs. GB	W	30-148
	9/19/76	Payton, at SF	W	28-148
41.	11/13/22	Fields, vs. DET	L	13-147
	12/10/17	Howard, at CIN	W	23-147
43.	12/20/20	Montgomery, at MIN	W	32-146
	9/10/89	Anderson, vs. CIN	W	21-146
45.	10/23/11	Forté, at TB	W	25-145
	10/17/76	Payton, at Rams	L	27-145
47.	11/26/78	Harper, vs. TB	W	25-144
	10/29/44	Grygo, vs. CRams	W	13-144
49.	10/27/68	Sayers, vs. MIN	W	18-143
50.	10/15/67	Sayers, vs. DET	W	22-142
51.	9/13/15	Forté, vs. GB	L	24-141
	12/21/03	Thomas, vs. WAS	W	32-141
	10/7/90	Anderson, vs. GB	W	21-141
	10/10/76	Payton, at MIN	L	19-141
	10/2/39	Maniaci, at PIT	W	12-141
56.	9/24/17	Howard vs. PIT	W+	23-140
	10/2/77	Payton, vs. NO	L	19-140
	9/30/34	Feathers, at Reds	W	20-140

No.	Date	Player, Opponent	W/L	Att-Yds
59.	11/23/08	Forté, at STL	W	21-139
	10/23/05	Jones, vs. BAL	W	25-139
	9/18/05	Jones, vs. DET	W	20-139
	11/27/88	Anderson, vs. GB	W	17-139
	11/9/86	Payton, at TB	W	20-139
	10/7/56	Casares, at GB	W	24-139
65.	10/9/05	Jones, at CLE	L	24-137
	11/24/77	Payton, at DET	W	20-137
67.	10/27/19	Montgomery, vs. LAC	L	27-135
	1/1/17	Howard, at MIN	L	23-135
	10/9/55	Hoffman, vs. SF	L	18-135
70.	11/30/03	Forsey, vs. ARI	W	27-134
	12/17/95	Salaam, vs. TB	W	27-134
	9/16/79	Payton, at DAL	L	22-134
	12/21/75	Payton, at NO	W	25-134
74.	11/7/11	Forté, at PHI	W	24-133
	10/6/80	Payton, vs. TB	W	28-133
76.	1/1/23	Fields, at DET	L	10-132
	11/17/85	Payton, at DAL	W	22-132
	10/13/85	Payton, at SF	W	24-132
	11/4/56	Casares, at Rams	W	25-132
	10/7/34	Feathers, at Brk	W	14-132
81.	11/13/83	Payton, vs. PHI	W	23-131
	12/10/67	Sayers, vs. MIN	T	20-131
83.	12/20/80	Payton, at TB	W	29-130
	12/7/80	Payton, vs. GB	W	22-130
85.	12/3/44	Margarita, at Card-Pitt	W	9-129
86.	12/15/13	Forté, at CLE	W	24-127
	10/28/01	Thomas, vs. SF	W	18-127
	11/12/78	Payton, at MIN	L	23-127
	12/17/72	Douglass, at OAK	L	14-127
90.	11/2/08	Forté, vs. DET	W	22-126
	11/20/94	Tillman, vs. DET	W	32-126
	10/10/77	Payton, vs. Rams	W	24-126
	11/30/69	Sayers, vs. CLE	L	20-126
94.	11/19/17	Howard, vs. DET	L	15-125
	11/4/13	Forté, at GB	W	24-125
	9/2/79	Payton, vs. GB	W	36-125
97.	11/6/66	Sayers, vs. DET	T	21-124
	10/21/56	Casares, vs. BAL	W	22-124
	11/26/33	Nagurski, vs. Port	W	18-124
100.	9/7/08	Forté, at IND	W	23-123
	10/5/03	Thomas, vs. OAK	W	22-123
	9/4/88	Anderson, vs. MIA	W	24-123
	11/27/80	Payton, at DET	W+	18-123
	10/1/78	Payton, vs. OAK	L+	27-123
105.	9/18/22	Montgomery, at GB	L	15-122
	9/28/14	Forté, vs. GB	L	23-122
	11/26/00	Allen, at NYJ	L	25-122
	9/1/97	Harris, at GB	L	13-122
	11/24/96	Harris, vs. DET	W	27-122
	12/24/95	Salaam, vs. PHI	W	30-122
	12/19/88	Anderson, at MIN	L	22-122
	10/16/77	Payton, at MIN	L+	24-122
113.	12/25/11	Bell, at GB	L	23-121
	10/4/09	Forté, vs. DET	W	12-121
	11/19/06	Jones, at NYJ	W	23-121
	12/2/85	Payton, at MIA	L	23-121

No.	Date	Player, Opponent	W/L	Att-Yds
	12/16/62	Marconi, vs. DET	W	13-121
	10/5/52	Dottley, at Chi	L	24-121
	9/17/50	Gulyanics, vs. Rams	W	26-121
120.	12/1/13	Forté, at MIN	L+	23-120
	11/13/05	Peterson, vs. SF	W	24-120
	9/28/97	Harris, at DAL	L	29-120
	9/8/85	Payton, vs. TB	W	17-120
	12/17/67	Sayers, at ATL	W	19-120
125.	12/24/16	Howard, vs. WAS	L	18-119
	12/17/89	Anderson, vs. GB	L	12-119
	11/12/50	Hunsinger, vs. Yanks	W	14-119
	10/15/39	Osmanski, vs. Chi	W	15-119
129.	10/9/16	Howard, at IND	L	16-118
	11/3/96	Harris, vs. TB	W	19-118
	10/27/85	Payton, vs. MIN	W	19-118
	12/5/65	Sayers, at BAL	W	16-118
133.	12/4/16	Howard, vs. SF	W	32-117
	11/16/14	Forté, vs. MIN	W	26-117
	11/28/10	Forté, vs. PHI	W	14-117
	9/20/87	Anderson, vs. TB	W	16-117
	11/25/84	Payton, at MIN	W	23-117
	10/15/72	Douglass, at CLE	W	11-117
	11/26/67	Sayers, vs. GB	L	18-117
	12/9/56	Casares, vs. Chi	W	25-117
	11/18/51	Dottley, vs. GB	W	17-117
142.	10/10/11	Forté, at DET	L	22-116
	11/23/97	Harris, vs. TB	W	33-116
	9/24/89	Anderson, at DET	W	16-116
	9/23/84	Payton, at SEA	L	24-116
	11/2/69	Sayers, at MIN	L	20-116
	11/24/57	Casares, at DET	W	28-116
	11/4/45	Margarita, vs. GB	W	16-116
149.	12/8/96	Salaam, vs. STL	W	19-115
	12/9/79	Payton, at GB	W	25-115
	11/6/55	Watkins, vs. GB	W	14-115
	11/6/55	Casares, vs. GB	W	16-115
153.	10/26/14	Forté, at NE	L	19-114
	10/16/60	Morris, vs. SF	W	7-114
	10/21/34	Feathers, vs. Reds	W	7-114
156.	12/13/20	Montgomery, vs. HOU	W	11-113
	12/29/19	Montgomery, at MIN	W	23-113
	12/26/10	Forté, vs. NYJ	W	19-113
	11/12/06	Jones, at NYG	W	30-113
	9/7/86	Payton, vs. CLE	W	22-113
	11/4/79	Payton, vs. DET	W	22-113
	9/17/72	Harrison, vs. ATL	L	20-113
	12/12/65	Sayers, vs. SF	W	9-113
	11/28/65	Sayers, vs. NYG	W	13-113
	11/9/58	Casares, at GB	W	15-113
	11/2/58	Casares, at Rams	L	23-113
167.	11/10/96	Harris, at DEN	L	23-112
	10/21/85	Payton, vs. GB	W	25-112
	11/20/83	Suhey, at TB	W	19-112
	12/6/81	Payton, vs. MIN	W	33-112
	12/1/68	Piccolo, at NO	W	21-112
	11/9/69	Sayers, vs. PIT	W	28-112
	10/14/56	Casares, vs. SF	W	21-112
	10/21/51	Dottley, vs. SF	W	16-112

No.	Date	Player, Opponent	W/L	Att-Yds
175.	10/2/16	Howard, vs. DET	W	23-111
	10/29/06	Jones, vs. SF	W	23-111
	11/2/03	Thomas, vs. SD	W	31-111
	9/22/02	Thomas, vs. NO	L	27-111
	11/18/90	Anderson, at DEN	W+	28-111
	12/8/85	Payton, vs. IND	W	26-111
	11/4/84	Payton, vs. LA Raiders	W	27-111
	10/21/79	Payton, at MIN	L	23-111
	11/22/59	Casares, at DET	W	21-111
	11/12/39	Osmanski, at DET	W	18-111
185.	12/29/13	Forté, vs. GB	L	22-110
	10/8/06	Jones, vs. BUF	W	21-110
	11/7/04	Thomas, at TEN	W	28-110
	9/26/04	Jones, at MIN	L	22-110
	9/29/03	Thomas, vs. GB	L	13-110
	9/16/84	Payton, at GB	W	27-110
	11/28/76	Payton, at GB	W	27-110
	10/19/75	Adamle, at PIT	L	17-110
193.	12/29/18	Howard, at MIN	W	21-109
	12/31/06	Benson, vs. GB	L	13-109
	12/26/04	Jones, at DET	L	22-109
	10/22/95	Salaam, vs. HOU	W	29-109
	1/2/83	Payton, at TB	L+	26-109
	11/5/78	Payton, vs. SEA	L	18-109
	11/14/76	Payton, vs. GB	W	18-109
	10/26/69	Sayers, vs. Rams	L	15-109
201.	09/12/21	Montgomery at LAR	L	16-108
	12/11/11	Barber, at DEN	L+	27-108
	1/2/05	Jones, vs. GB	L	26-108
	10/5/86	Payton, vs. MIN	W	26-108
	9/29/68	Sayers, at MIN	W	16-108
	11/11/56	Hoffman, vs. GB	W	18-108
	10/28/56	Jeter, at SF	W	16-108
208.	10/7/12	Forté, at JAX	W	22-107
	11/25/01	Allen, at MIN	W	27-107
	11/10/85	Payton, vs. DET	W	26-107
	10/25/81	Payton, vs. SD	W+	36-107
	11/9/80	Payton, vs. WAS	W	17-107
213.	10/03/21	Montgomery vs. DET	W	23-106
	9/25/05	Jones, vs. CIN	L	27-106
	10/27/97	Harris, at MIA	W	25-106
	9/8/96	Green, at WAS	L	20-106
	11/20/83	Payton, at TB	W	22-106
	10/9/66	Sayers, vs. BAL	W	18-106
219.	12/25/05	Jones, at GB	W	25-105
	10/8/95	Salaam, vs. CAR	W	28-105
	12/10/95	Salaam, at CIN	L	22-105
	9/25/88	Anderson, at GB	W	20-105
	11/15/81	Payton, at GB	L	22-105
	11/26/78	Payton, vs. TB	W	27-105
	11/16/75	Payton, at SF	L	23-105
	10/6/68	Sayers, at BAL	L	15-105
	9/15/68	Sayers, vs. WAS	L	15-105
	10/28/51	Dottley, at DET	W	17-105
	11/25/45	McAfee, vs. PIT	W	5-105
230.	9/26/93	Anderson, vs. TB	W	28-104
	12/26/82	Payton, at Rams	W	20-104
	10/3/76	Payton, vs. WAS	W	18-104

HISTORY

No.	Date	Player, Opponent	W/L	Att-Yds
	11/18/56	Casares, vs. Rams	W	27-104
234.	10/31/21	Fields vs. SF	L	10-103
	11/29/20	Montgomery, at GB	L	11-103
	12/30/12	Forté, at DET	W	24-103
	11/4/12	Forté, at TEN	W	12-103
	9/4/83	Payton, vs. ATL	L	20-103
	10/23/72	Harrison, vs. MIN	W	31-103
240.	10/29/17	Howard, at NO	L	23-102
	12/9/13	Forté, vs. DAL	W	20-102
	12/23/07	Peterson, vs. GB	W	30-102
	11/10/85	Suhey, vs. DET	W	16-102
	11/24/85	Payton, vs. ATL	W	20-102
	10/9/83	Payton, vs. MIN	L	20-102
	10/12/80	Payton, at MIN	L	23-102
	12/7/58	Casares, vs. Chi	W	22-102
	10/27/39	Maniaci, at NYG	L	15-102
249.	12/9/18	Howard, vs. LAR	W	19-101
	1/3/10	Forté, at DET	W	23-101
	9/16/07	Benson, vs. KC	W	24-101

No.	Date	Player, Opponent	W/L	Att-Yds
	10/12/97	Harris, vs. GB	L	27-101
	11/17/91	Muster, at IND	W	15-101
	9/9/90	Anderson, vs. SEA	W	20-101
	12/11/83	Suhey, at MIN	W	17-101
	10/19/80	Payton, vs. DET	W	27-101
	9/3/78	Payton, vs. STL	W	26-101
	12/4/77	Payton, at TB	W	33-101
	10/21/74	Garrett, vs. GB	W	23-101
	11/29/42	Famiglietti, vs. CRams	W	12-101
	10/10/34	Feathers, at PIT	W	8-101
262.	10/24/21	Herbert at TB	L	18-100
	11/13/16	Howard, at TB	L	15-100
	10/9/94	Tillman, vs. NO	W	23-100
	12/16/90	Anderson, at DET	L	22-100
	11/19/89	Anderson, vs. TB	L	15-100
	10/14/84	Payton, at STL	L	23-100
	11/4/73	Douglass, at GB	W	19-100
	11/20/49	Hoffman, at WAS	W	15-100

+ Overtime game

46 rushers in 269 occurrences*

269 total 100-yard games
(four games -see below- have had multiple 100-yard rushers)

12 games have gone into overtime; two have ended in a tie (before OT was adopted).

TOTAL: 181-77-2

At home: 113-30-2
On the road: 68-47-0

TWO 100-YARD

RUSHERS:

11/6/55 vs. GB -- Casares, Watkins (W)
11/26/78 vs. TB -- Payton, Harper (W)
11/20/83 at TB -- Payton, Suhey (W)
11/10/85 vs. DET -- Payton, Suhey (W)

BY MONTH:*

September 28-18-0 (.614)
October 47-26-0 (.609)
November 59-17-1 (.773)
December 44-16-1 (.729)
January 2-4-0 (.333)

100-YARD PLAYOFF

GAMES:

123 -- Jones, vs. NO, 1/21/07
119 -- McAfee, vs. GB, 12/14/41
112 -- Jones, vs. IND, 2/4/07
109 -- Osmanski, at WAS, 12/8/40
104 -- Payton, at WAS, 12/30/84
102 -- Anderson, vs. NO, 1/6/91

*Does not include post-season

BY RUSHER:*

Adams, Mike	0-1
Allen, James	2-1
Anderson, Neal	10-4
Barber, Marion	0-1
Bell, Kahill	0-1
Benson, Cedric	1-1
Casares, Rick	12-1
Dottley, John	3-1
Douglass, Bobby	2-1
Famiglietti, Gary	1-0
Feathers, Beattie	5-0
Fields, Justin	0-4
Forsey, Brock	1-0
Forté, Matt	18-6
Galimore, Willie	2-0
Garrett, Carl	1-0
Green, Robert	0-1
Grygo, Al	1-0
Gulyanics, George	1-0
Harper, Roland	1-0
Harris, Raymond	4-4
Harrison, Jim	1-1
Herbert, Khalil	1-1
Hoffman, John	2-1
Howard, Jordan	8-6
Hunsinger, Chuck	1-0
Jeter, Perry	1-0
Jones, Thomas	8-5
Maniaci, Joe	1-1
Marconi, Joe	1-0
Margarita, Bob	2-0
McAfee, George	1-0
Montgomery, David	4-4
Morris, Johnny	1-0
Muster, Brad	1-0
Nagurski, Bronko	1-0
Osmanski, Bill	2-0
Payton, Walter	53-24
Peterson, Adrian	2-0
Piccolo, Brian	1-0
Salaam, Rashaan	5-1
Sayers, Gale	12-6-2
Suhey, Matt	3-0
Thomas, Anthony	8-2
Tillman, Lewis	2-0
Watkins, Bobby	1-0

BY TEAM:*

Arizona Cardinals	1-0
St. Louis Cardinals	2-1
Chicago Cardinals	3-1
Pittsburgh-Chi. Cards	1-0
Atlanta Falcons	3-2
Baltimore Ravens	3-0
Brooklyn Dodgers	1-0
Buffalo Bills	2-0
Carolina Panthers	3-0
Cincinnati Bengals	3-2
Cincinnati Reds	2-0
Cleveland Browns	3-2
Dallas Cowboys	2-4
Denver Broncos	2-3
Detroit Lions	237-1
Portsmouth Spartans	1-0
Green Bay Packers	28-15
Houston Texans	2-0
Indianapolis Colts	3-1
Baltimore Colts	3-1
Jacksonville Jaguars	2-0
Kansas City Chiefs	2-0
Miami Dolphins	2-2
Minnesota Vikings	17-11-1
New England Patriots	0-1
New Orleans Saints	5-4
New York Giants	2-1
New York Jets	2-1
New York Yanks	1-0
Philadelphia Eagles	5-0
Pittsburgh Steelers	4-1
Pittsburgh Pirates	1-0
St. Louis Rams	2-0
Los Angeles Chargers	0-1
San Diego Chargers	2-0
Los Angeles Rams	7-4
Cleveland Rams	2-0
Las Vegas Raiders	0-0
Oakland Raiders	1-2
LA Raiders	1-0
San Francisco 49ers	12-3
Seattle Seahawks	2-2
Tampa Bay Buccaneers	14-4
Tennessee Titans	2-0
Houston Oilers	1-0
Washington Commanders	4-3

No.	Date	Player, Opponent	W/L	Rec-Yds
1.	12/1/13	Jeffery, at MIN.....	L+	12-249
2.	10/6/13	Jeffery, vs. NO.....	L	10-218
3.	10/31/54	Hill, at SF.....	W	7-214
4.	11/18/62	J. Morris, at DAL.....	W	10-201
5.	9/8/02	Booker, vs. MIN.....	W	8-198
	10/21/56	Hill, vs. BAL.....	W	9-198
7.	11/25/56	Hill, at NYG.....	T	7-195
8.	10/23/49	Keane, at NYG.....	L	14-193
9.	11/12/61	Ditka, vs. GB.....	L	9-190
10.	11/8/64	J. Morris, vs. BAL.....	L	10-183
11.	11/19/67	Gordon, vs. STL.....	W	4-178
12.	10/29/50	Kavanaugh, at NYG.....	L	8-177
13.	10/19/81	M. Anderson, at DET.....	L	6-176
14.	9/28/86	Gault, at CIN.....	W	7-174
	12/11/49	Hoffman, vs. Chi.....	W	8-174
16.	12/15/63	J. Morris, at DET.....	W	8-171
17.	12/19/99	Robinson, vs. DET.....	W	11-170
18.	10/25/64	Ditka, at WAS.....	L	13-168
19.	12/2/12	Marshall, vs. SEA.....	L+	10-165
	11/18/01	Booker, at TB.....	W	7-165
21.	11/27/97	Proehl, at DET.....	L	4-164
	10/25/53	Dooley, at Rams.....	L	6-164
23.	11/20/60	Dewveall, vs. DET.....	W	6-163
	11/21/99	Robinson, at SD.....	W	6-163
25.	12/14/47	Keane, vs. Chi.....	L	7-161
	10/31/99	Robinson, at WAS.....	L	9-161
27.	12/9/12	Marshall, at MIN.....	L	10-160
28.	11/15/70	Gordon, at GB.....	L	5-158
29.	11/24/02	Booker, vs. DET.....	W	10-157
	10/5/86	Ortego, vs. MIN.....	W	6-157
	12/7/47	McAfee, vs. Rams.....	L	9-157
32.	12/2/18	Cohen, at NYG.....	L+	12-156
33.	12/9/62	Ditka, vs. Rams.....	W	6-155
34.	11/27/94	Graham, at ARZ.....	W+	8-154
35.	11/9/15	Jeffery, at SD.....	W	10-151
	9/12/10	Forté, vs. DET.....	W	7-151
	10/30/55	Hill, at Rams.....	W	8-151
38.	12/28/09	Aromashodu, vs. MIN.....	W+	7-150
	12/16/51	Schroeder, vs. Chi.....	L	4-150
40.	10/15/61	Galimore, vs. BAL.....	W	7-149
41.	11/14/99	Robinson, vs. MIN.....	L	7-148
	9/12/94	Conway, at PHI.....	L	7-148
	11/23/52	Stone, vs. DET.....	W	4-148
44.	10/18/15	Jeffery, at DET.....	L+	8-147
	11/11/79	Watts, vs. Rams.....	W	6-147
	10/25/70	Farmer, vs. DET.....	L	6-147
	12/15/68	Gordon, vs. GB.....	L	6-147
	10/11/64	J. Morris, vs. Rams.....	W	11-147
	10/11/59	Hill, vs. Rams.....	L	5-147
50.	9/19/85	Gault, at MIN.....	W	6-146
	11/24/63	Ditka, at PIT.....	T	7-146
	11/10/46	Kavanaugh, at Rams.....	W	6-146
	11/12/44	McLean, vs. Bos.....	W	5-146
54.	11/27/11	Knox, at OAK.....	L	4-145
	9/24/95	Graham, at STL.....	L	6-145
56.	10/7/12	Marshall, at JAX.....	L	12-144
	12/5/54	Dooley, at Chi.....	W	5-144
	10/10/54	Hill, vs. BAL.....	W	3-144

No.	Date	Player, Opponent	W/L	Rec-Yds
	10/12/47	Kavanaugh, vs. PHI.....	W	2-144
60.	12/26/99	Engram, at STL.....	L	13-143
61.	10/11/98	Engram, at ARZ.....	L	5-142
	10/10/77	Scott, vs. Rams.....	W	2-142
	12/13/70	Farmer, vs. GB.....	W	9-142
	10/28/56	Hill, at SF.....	W	7-142
65.	10/7/02	Booker, vs. GB.....	L	12-141
	10/29/72	Farmer, at STL.....	W	5-141
	10/13/46	McLean, vs. Rams.....	T	6-141
68.	11/28/19	Miller, at DET.....	W	9-140
	12/6/98	Engram, at MIN.....	L	9-140
	10/4/81	Margerum, at MIN.....	L	10-140
	10/19/80	Scott, vs. DET.....	W	3-140
	9/26/54	Hill, at DET.....	L	4-140
73.	11/10/13	Marshall, vs. DET.....	L	7-139
	10/10/71	Gordon, vs. NO.....	W	8-139
75.	10/1/12	Marshall, at DAL.....	W	7-138
	11/18/45	Kavanaugh, vs. DET.....	L	6-138
77.	10/22/95	Graham, vs. HOU.....	W	9-137
	12/11/49	Kavanaugh, vs. Chi.....	W	6-137
79.	10/12/14	Jeffery, at ATL.....	W	5-136
	10/17/99	Robinson, vs. PHI.....	L	4-136
	10/23/94	Graham, at DET.....	L	7-136
	12/23/91	Davis, at SF.....	L	6-136
83.	12/24/16	Meredith, vs. WAS.....	L	9-135
	11/16/14	Jeffery, vs. MIN.....	W	11-135
	9/20/64	J. Morris, at MIN.....	W	10-135
86.	9/28/14	Bennett, vs. GB.....	L	9-134
	11/14/99	Booker, vs. MIN.....	L	7-134
88.	11/11/18	Robinson II, vs. DET.....	W	6-133
	11/16/87	Gault, at DEN.....	L	5-133
	9/19/85	McKinnon, at MIN.....	W	4-133
	11/18/62	Ditka, at DAL.....	W	7-133
	10/17/54	Dooley, vs. SF.....	L	6-133
93.	11/9/97	Proehl, at MIN.....	L	9-132
	10/14/62	Ditka, vs. SF.....	L	8-132
95.	11/24/19	Robinson, vs. NYG.....	W	6-131
96.	10/9/16	Meredith, at IND.....	L	9-130
	9/25/83	Gault, at BAL.....	L+	5-130
	9/23/61	Ditka, at Rams.....	W	5-130
99.	12/4/83	Gault, at GB.....	L	4-129
	10/1/50	Keane, at GB.....	W	8-129
	11/2/47	Kavanaugh, at Bos.....	L	8-129
102.	12/19/71	Farmer, vs. MIN.....	L	7-128
	11/25/62	Coia, at BAL.....	W	6-128
104.	10/16/49	Keane, vs. PHI.....	W	8-127
105.	01/09/22	Mooney at MIN.....	L	12-126
	10/21/18	Burton, vs. NE.....	L	9-126
	9/12/04	Terrell, vs. DET.....	L	5-126
	10/1/00	Robinson, at GB.....	W	2-126
	9/22/96	Conway, at DET.....	L	8-126
	11/12/95	Conway, at GB.....	L	6-126
	12/7/80	Watts, vs. GB.....	W	4-126
	10/4/42	McLean, at CRams.....	W	5-126
113.	10/03/21	Mooney vs. DET.....	W	5-125
	12/15/19	A. Robinson, at GB.....	L	7-125
	11/27/16	Wilson, vs. TEN.....	L	8-125
	12/17/06	Clark, vs. TB.....	W+	7-125

No.	Date	Player, Opponent	W/L	Rec-Yds	
117.	9/21/08	Lloyd, vs. TB	L+	6-124	
	9/22/63	Ditka, at MIN	W	8-124	
	10/9/60	J. Morris, vs. Rams	W	3-124	
119.	11/25/21	Mooney at DET	W	5-123	
	9/27/20	Robinson, at ATL	W	10-123	
	12/13/20	Robinson, vs. HOU	W	9-123	
	11/12/06	Muhammad, at NYG	W	7-123	
	9/27/98	Ingram, vs. MIN	L	6-123	
	12/7/75	Rather, vs. DET	W	4-123	
	11/14/65	J. Morris, vs. STL	W	5-123	
	11/19/61	J. Morris, at SF	L	4-123	
128.	11/23/58	McColl, at DET	W	6-123	
	11/11/18	Miller, vs. Detroit	W	5-122	
	11/4/12	Marshall, at TEN	W	9-122	
10/14/62	J. Morris, vs. SF	L	4-122		
	10/19/47	Keane, vs. DET	W	6-122	
	132.	11/21/21	Mooney vs. BAL	L	5-121
9/30/18		Cohen, vs. TB	W	7-121	
11/21/99		Ingram, at SD	W	8-121	
137.	11/18/56	Hill, vs. Rams	W	5-121	
	11/11/56	Hill, vs. GB	W	4-121	
	10/17/10	Knox, vs. SEA	L	5-120	
10/12/09	Forté, at SF	L	8-120		
	12/22/96	Conway, at TB	L	9-120	
	10/8/61	Ditka, at DET	W	5-120	
141.	9/9/12	Marshall, vs. IND	W	9-119	
	10/29/78	Payton, vs. DET	L	7-119	
	12/20/70	Gordon, at NO	W	9-119	
12/13/53	Dooley, vs. Chi	L	8-119		
	145.	12/15/19	Miller, at GB	L	9-118
		9/24/06	Muhammad, at MIN	W	9-118
11/16/97		Proehl, vs. NYJ	L	11-118	
149.	11/29/42	Pool, vs. CRams	W	2-118	
	11/24/13	Marshall, vs. STL	L	10-117	
	9/18/11	Forté, at NO	L	10-117	
11/29/54	Hill, at Chi	W	6-117		
	11/14/54	Hill, vs. CLE	L	3-117	
	12/13/53	Hensley, vs. Chi	L	4-117	
10/23/38	Manske, vs. CRams	L	6-117		
	155.	11/1/15	Jeffery, vs. MIN	L	10-116
		10/3/04	Terrell, vs. PHI	L	9-116
11/13/88		Gentry, at WAS	W	5-116	
11/9/86	Gault, at TB	W	4-116		
	9/15/74	Wade, vs. DET	W	2-116	
	9/25/65	J. Morris, at Rams	L	7-116	
10/17/54	Hill, vs. SF	L	4-116		
162.	12/7/03	Booker, at GB	L	5-115	
	12/30/01	Booker, at DET	W	9-115	
	12/7/97	Conway, vs. BUF	W	7-115	
	9/11/83	Payton, vs. TB	W	6-115	
	9/26/71	Gordon, at MIN	W	10-115	
	10/9/60	Dewveall, vs. Rams	W	6-115	
	10/19/52	Schroeder, vs. SF	L	4-115	
	11/20/49	Kavanaugh, at WAS	W	4-115	
12/5/37	McDonald, vs. Chi	W	6-115		
171.	11/10/13	Jeffery, vs. DET	L	9-114	
	10/7/01	M. Robinson, at ATL	W	9-114	
	10/18/92	Waddle, vs. TB	W	3-114	

No.	Date	Player, Opponent	W/L	Rec-Yds
10/6/85	Moorehead, at TB	W	8-114	
	10/13/74	Rather, at ATL	L	6-114
	176.	10/16/16	Meredith, vs. JAX	L
10/12/14		Marshall, at ATL	W	6-113
9/15/13		Marshall, vs. MIN	W	7-113
10/8/78	Scott, at GB	L	9-113	
10/2/77	Rather, vs. NO	L	6-113	
12/12/65	Jones, vs. SF	W	3-113	
11/13/55	Hill, vs. Rams	W	3-113	
10/3/43	Geyer, at DET	W	3-113	
184.	11/9/14	Marshall, at GB	L	8-112
	9/29/74	Wade, at MIN	L	6-112
	12/2/62	J. Morris, vs. NYG	L	6-112
187.	10/2/16	Royal, vs. DET	W	7-111
	12/8/96	Timpson, vs. STL	W	6-111
	10/13/96	Conway, at NO	L	7-111
11/5/95	Graham, vs. PIT	L	5-111	
10/22/95	Conway, vs. HOU	W	3-111	
11/3/57	Hill, at Rams	W	4-111	
193.	10/14/18	Gabriel, at MIA	L+	5-110
	12/18/16	Thompson, vs. GB	L	8-110
	9/3/95	Conway, vs. MIN	W	5-110
10/15/89	Gentry, vs. HOU	L	6-110	
10/13/63	Ditka, at Rams	W	9-110	
11/7/54	Hoffman, vs. GB	W	9-110	
10/24/54	McColl, at Rams	L	8-110	
11/19/39	Manske, vs. PHI	W	2-110	
201.	11/15/15	Langford, at STL	W	7-109
	11/27/14	M. Bennett, at DET	L	8-109
	12/30/12	E. Bennett, at DET	W	5-109
12/14/97	Conway, at STL	W	7-109	
11/19/95	Graham, vs. DET	L	5-109	
10/4/64	J. Morris, at SF	L	7-109	
11/28/54	Hill, vs. Rams	W	6-109	
11/29/42	McLean, vs. CRams	W	4-109	
209.	10/1/06	Berrian, vs. SEA	W	3-108
	11/12/95	Graham, at GB	L	7-108
	12/6/69	Gordon, at SF	L	10-108
212.	12/10/17	Wright, at CIN	W	10-107
	12/13/15	Jeffery, vs. WAS	L	6-107
	11/15/15	Miller, at STL	W	5-107
11/4/13	Marshall, at GB	W	7-107	
9/29/13	Jeffery, at DET	L	5-107	
11/11/12	Marshall, vs. HOU	L	8-107	
12/30/01	Bates, at DET	W	4-107	
9/3/95	Graham, vs. MIN	W	8-107	
9/28/81	Payton, vs. Rams	L	4-107	
11/24/77	Payton, at DET	W	4-107	
11/22/70	Gordon, vs. BUF	W	6-107	
11/15/64	J. Morris, at Rams	W	9-107	
10/20/63	J. Morris, at SF	L	6-107	
10/22/61	Ditka, vs. SF	W	4-107	
9/25/55	Hill, at BAL	L	5-107	
227.	11/24/02	White, vs. DET	W	8-106
	10/4/98	Penn, vs. DET	W	6-106
	11/22/92	Davis, vs. GB	L	8-106
10/6/91	R. Morris, vs. WAS	L	5-106	
12/19/88	McKinnon, at MIN	L	4-106	

No.	Date	Player, Opponent	W/L	Rec-Yds
	11/27/80	Scott, at DET	W+	6-106
	12/5/76	Scott, at SEA	W	3-106
	9/27/64	Ditka, at BAL	L	6-106
	9/28/52	Schroeder, at GB	W	7-106
	9/22/40	Swisher, at GB	W	2-106
237.	9/11/16	Jeffery, at HOU	L	4-105
	10/5/14	Forté, at CAR	L	12-105
	9/22/14	Jeffery, at NJ	W	8-105
	10/20/13	Jeffery, at WAS	L	4-105
	11/11/90	Davis, vs. ATL	W	5-105
	10/22/78	Scott, at TB	L	5-105
	12/3/67	Gordon, at SF	W	7-105
	10/8/61	Farrington, at DET	W	2-105
	11/29/59	Dewveall, at Chi	W	3-105
246.	11/21/21	Goodwin vs. BAL	L	4-104
	9/30/18	Gabriel, vs. TB	W	7-104
	12/18/16	Meredith, vs. GB	L	9-104
	9/8/13	Marshall, vs. CIN	W	8-104
	12/5/10	E. Bennett, at DET	W	7-104
	11/26/06	Berrian, at NE	L	5-104
	9/21/80	Watts, vs. MIN	L	2-104
	10/21/79	Baschnagel, at MIN	L	4-104
	10/3/65	Sayers, at GB	L	5-104
	12/4/60	Coia, at GB	L	3-104
	11/25/45	Margarita, vs. PIT	W	6-104
257.	12/27/20	Robinson, at JAX	W	10-103
	10/3/99	Conway, vs. NO	W	8-103
	9/18/83	Gault, at NO	L+	4-103
	12/16/79	Watts, vs. STL	W	6-103
	11/9/47	Kavanaugh, vs. GB	W	4-103
262.	9/5/19	Robinson, vs. GB	L	7-102
	11/22/15	Wilson, vs. DEN	L	4-102
	11/18/07	Berrian, at SEA	L	9-102

No.	Date	Player, Opponent	W/L	Rec-Yds
	9/10/06	Muhammad, at GB	W	6-102
	12/17/95	Graham, vs. TB	W	5-102
	9/23/91	Waddle, vs. NYJ	W+	8-102
	11/8/87	N. Anderson, at GB	W	5-102
	12/26/82	Payton, at Rams	W	5-102
	12/17/61	Ditka, vs. MIN	W	8-102
	10/27/57	Hill, at SF	L	5-102
	9/30/56	Hill, at BAL	L	4-102
	10/26/47	Keane, at WAS	W	9-102
274.	10/4/20	Robinson, vs. IND	L	7-101
	10/25/09	Hester, at CIN	L	8-101
	10/6/96	Conway, vs GB	L	9-101
	12/11/60	Dooley, at CLE	L	7-101
278.	12/9/13	Marshall, vs. DAL	W	6-100
	11/30/03	Gage, vs. ARI	W	4-100
	12/10/00	Kennison, vs. NE	W	8-100
	10/27/97	Conway, at MIA	W	6-100
	11/29/92	Waddle, at CLE	L	4-100
	12/6/69	Wallace, at SF	L	10-100
	11/26/64	J. Morris, at DET	W	7-100
	10/21/62	Ditka, vs. BAL	W	4-100
	11/24/40	Kavanaugh, vs. CRams	W	3-100

+Overtime game

TOP INDIVIDUAL PRO BOWL SELECTIONS

Listed below are all Bears players who have earned at least two Pro Bowl selections. If there are two numbers listed, the first number is number of selections with Chicago, the second is overall Pro Bowl honors.

Name	Pos	Pro Bowls
Mike Singletary	LB	10
Walter Payton	RB	9
Doug Atkins	DE	8
Dick Butkus	LB	8
Bill George	LB	8
Brian Urlacher	LB	8
Lance Briggs	LB	7
Jay Hilgenberg	C	7
Stan Jones	G	7
Olin Kreutz	C	6
Rick Casares	RB	5
Mike Ditka	TE	5
Joe Fortunato	LB	5
Gale Sayers	RB	5
Neal Anderson	RB	4
George Connor	T/LB	4
Richard Dent	DE	4
Dave Duerson	S	4
Dan Hampton	DE/DT	4
Richie Petitbon	DB	4

Name	Pos	Pro Bowls
Ed Sprinkle	DE	4
Fred Williams	DT	4
Julius Peppers	DE	3 8
Dick Barwegan	G	3 4
Mark Carrier	S	3
Wally Chambers	DT	3
Tommie Harris	DT	3
Devin Hester	KR	3
Harlon Hill	WR	3
Kyle Long	G/T	3
Khalil Mack	LB	3 6
Cordarrelle Patterson	KR	2 4
Brendon Ayanbadejo	ST	2 3
Wilber Marshall	LB	2 3
Kyle Fuller	CB	2
Eddie Jackson	S	2
Mark Bortz	G	2
Ray Bray	G	2
Ed Brown	QB	2
Jim Covert	T	2

Name	Pos	Pro Bowls
Gary Fencik	S	2
Matt Forté	RB	2
Dick Gordon	WR	2
Jack Hoffman	E	2
Johnny Lujack	QB	2
Brandon Marshall	WR	2 5
Steve McMichael	DT	2
Johnny Morris	FL	2
Charles Tillman	CB	2
Bulldog Turner	C/LB	2
Roosevelt Taylor	DB	2
Tim Jennings	CB	2
Ruben Brown	G	1 9
Erich Barnes	DB	1 6
Ted Washington	DT	1 4
Robert Quinn	LB	1 3
Glyn Milburn	KR	1 2
Bill Wade	QB	1 2
Larry Whigham	S	1 2

HISTORY

84 receivers in 261 games*

286 total 100-yard games

(25 games -see below- have had multiple 100-yard receivers)

13 games have gone into overtime; three have ended in a tie (before OT was adopted).

TOTAL: 139-119-3 (.539)

At home: 76-51-1 (.598)

On the road: 63-68-2 (.481)

TWO 100-YARD RECEIVERS:

- 11/29/42 vs. CleVR -- McLean, Pool (W)
- 12/11/49 vs. Chi -- Hoffman, Kavanaugh (W)
- 12/13/53 vs. Chi -- Dooley, Hensley (L)
- 10/17/54 vs. SF -- Dooley, Hill (L)
- 12/5/54 at Chi -- Dooley, Hill (W)
- 10/9/60 vs. Rams -- Dewveall, Morris (W)
- 10/8/61 at DET -- Ditka, Farrington (W)
- 10/14/62 vs. SF -- Ditka, Morris (L)
- 11/18/62 at DAL -- Ditka, Morris (W)
- 12/6/69 at SF -- Gordon, Wallace (L)
- 9/19/85 at MIN -- Gault, McKinnon (W)
- 9/3/95 vs. MIN -- Conway, Graham (W)
- 10/22/95 vs. HOU -- Conway, Graham (W)
- 11/12/95 at GB -- Conway, Graham (L)
- 11/14/99 vs. MIN -- Booker, Robinson (L)
- 11/21/99 at SD -- Ingram, Robinson (W)
- 12/30/01 at DET -- Booker, Bates (W)
- 11/24/02 vs. Det -- Booker, White (W)
- 11/10/13 vs. DET -- Marshall, Jeffery (L)
- 10/12/14 at ATL -- Marshall, Jeffery (W)
- 11/15/15 at STL -- Langford, Miller (W)
- 12/18/16 vs. GB -- Meredith, Thompson (L)
- 9/30/18 vs. TB -- Gabriel, Cohen (W)
- 11/11/18 vs. DET -- Miller, Robinson II (W)
- 12/15/19 at GB -- Miller, Robinson (L)

100-YARD PLAYOFF GAMES:

- 143 - Robinson II vs. PHI, 1/6/19
- 129 - Gault, vs. NE, 1/26/86
- 122 - Magnani, vs. WAS, 12/26/43
- 113 - Olsen, vs. SEA, 1/16/11
- 108 - McKinnon, vs. PHI, 12/31/88
- 108 - Jeff Graham vs. MIN, 1/1/95
- 105 - Berrian, vs. SEA, 1/14/07
- 104 - Waddle, vs. DAL, 12/29/91

BY RECEIVER:*

Anderson, Marcus, WR	0-1
Anderson, Neal, RB	1-0
Aromashodu, Devin, WR	1-0
Baschnagel, Brian, WR	0-1
Bates, D'Wayne, WR	1-0
Bennett, Earl, WR	2-0
Bennett, Martellus, TE	0-2
Berrian, Bernard, WR	1-2
Booker, Marty, WR	4-3

Burton, Trey, TE	0-1
Clark, Desmond, TE	1-0
Cohen, Tarik, RB	1-0
Coia, Angelo, HB	1-1
Conway, Curtis, WR	6-6
Davis, Wendell, WR	1-2
Dewveall, Willard, E	3-0
Ditka, Mike, TE	9-4-1
Dooley, Jim, E-1-4	
Ingram, Bobby, WR	1-4
Farmer, George, WR	2-2
Farrington, John, E	1-0
Forté, Matt, RB	1-3
Gabriel, Taylor, WR	1-1
Gage, Justin, WR	1-0
Galimore, Willie, HB	1-0
Gault, Willie, WR	3-4
Gentry, Dennis, WR	1-1
Geyer, Bill, HB	1-0
Goodwin, Marquise, WR	0-1
Gordon, Dick, WR	6-3
Graham, Jeff, WR	4-5
Hensley, Dick, E	0-1
Hester, Devin, WR	0-1
Hill, Harlon, E 17-1-1	
Hoffman, John, E	2-0
Jeffery, Alshon, WR	4-9
Jones, Jimmy, E	1-0
Kavanaugh, Ken, E	7-2
Keane, Jim, E	3-3
Kennison, Eddie, WR	1-0
Knox, Johnny, WR	0-2
Langford, Jeremy, RB	1-0
Lloyd, Brandon, WR	0-1
Manske, Edgar "Eggs", E	1-1
Margarita, Bob, HB	1-0
Margerum, Ken, WR	0-1
Marshall, Brandon, WR	9-6
McAfee, George, HB	0-1
McColl, Bill, E 1-1	
McDonald, Lester, E	1-0
McKinnon, Dennis, WR	1-1
McLean, Ray, HB	3-0-1
Meredith, Cameron, WR	0-4
Miller, Anthony, WR	2-1
Miller, Zach, TE	1-0
Mooney, Darnell, WR	2-2
Moorehead, Emery, TE	1-0
Morris, Johnny, WR	8-7
Morris, Ron, WR	0-1
Muhammad, Muhsin, WR	3-0
Ortego, Keith, WR	1-0
Payton, Walter, RB	3-2
Penn, Chris, WR	1-0
Pool, Hampton, E	1-0
Proehl, Ricky, WR	0-3
Rather, Bo, WR	1-2
Robinson II, Allen, WR	5-3
Robinson, Marcus, WR	4-3
Royal, Eddie, WR	1-0
Sayers, Gale, RB	0-1
Schroeder, Gene, E	1-2
Scott, James, WR	4-2
Stone, Billy, HB	1-0

Swisher, Bob, HB	1-0
Terrell, David, WR	0-2
Thompson, Deonte, WR	0-1
Timpson, Michael, WR	1-0
Waddle, Tom, WR	2-1
Wade, Charles, WR	1-1
Wallace, Bob, E	0-1
Watts, Rickey, WR	3-1
White, Dez, WR	1-0
Wilson, Marquess, WR	0-2
Wright, Kendall, WR	1-0

BY TEAM:*

Arizona Cardinals	2-1
St. Louis Cardinals	4-0
Chicago Cardinals	4-3
Atlanta Falcons	4-1
Baltimore Ravens	0-1
Buffalo Bills	2-0
Carolina Panthers	0-1
Cincinnati Bengals	3-1
Cleveland Browns	0-3
Dallas Cowboys	3-0
Denver Broncos	0-2
Detroit Lions	25-14
Green Bay Packers	11-19
Houston Texans	1-2
Indianapolis Colts	1-2
Baltimore Colts	5-5
Jacksonville Jaguars	2-1
Kansas City Chiefs	NA
Boston Yanks	2-0
Los Angeles Chargers	NA
San Diego Chargers	2-0
Los Angeles Rams	15-6-1
St. Louis Rams	3-3-3
Cleveland Rams	3-1
Miami Dolphins	1-1
Minnesota Vikings	13-113
New England Patriots	1-2
New Orleans Saints	3-5
New York Giants	2-4-1
New York Jets	2-1
Oakland Raiders	0-1
Philadelphia Eagles	3-3
Pittsburgh Steelers	1-1-1
San Francisco 49ers	5-10
Seattle Seahawks	2-3
Tampa Bay Buccaneers	8-3
Tennessee Titans	1-1
Houston Oilers	1-1
Washington Redskins	3-6

*Does not include post-season

No.	Date	Player, Opponent	W/L	Att-Cmp-Yds
1.	12/11/49	Lujack, vs. Chi	W	39-24-468
2.	11/18/62	Wade, at DAL	W	46-28-466
3.	11/14/43	Luckman, at NYG	W	32-21-433
4.	11/14/99	Miller, vs. MIN	L+	48-34-422
5.	10/9/16	Hoyer, at IND	L	43-33-397
6.	10/12/14	Cutler, at ATL	W	38-26-381
	10/14/07	Griese, vs. MIN	L	45-26-381
8.	9/12/10	Cutler, vs. DET	W	35-23-372
	9/27/98	Kramer, vs. MIN	L	39-25-372
10.	11/8/09	Cutler, vs. ARZ	L	47-29-369
11.	12/18/16	Barkley, vs. GB	L	43-30-362
12.	10/17/54	Blanda, vs. SF	L	43-21-359
13.	10/16/13	Cutler, vs. NO	L	33-24-358
14.	11/4/01	Matthews, vs. CLE	W+	50-30-357
15.	11/21/99	Miller, at SD	W+	38-25-357
16.	10/14/62	Wade, vs. SF	L	34-18-356
17.	11/11/18	Trubisky, vs. DET	W	30-23-355
	12/1/13	McCown, at MIN	L+	36-23-355
	12/17/61	Wade, vs. MIN	W	34-23-355
20.	9/30/18	Trubisky, vs. TB	W	26-19-354
	11/16/97	Kramer, vs. NYJ	L	60-32-354
22.	10/18/15	Cutler, at DET+	L	41-26-353
	10/7/02	Miller, vs. GB	L	49-27-353
24.	11/24/13	McCown, at STL	L	47-36-352
25.	9/7/14	Cutler, vs. BUF	L+	49-34-349
	10/22/95	Kramer, vs. HOU	W	41-24-349
27.	12/9/13	McCown, vs. DAL	W	36-27-348
28.	12/12/65	Bukich, vs. SF	W	32-16-347
29.	11/9/15	Cutler, at SD	W	40-27-345
30.	10/27/97	Kramer, at MIA	W+	50-32-343
31.	10/19/47	Luckman, vs. DET	W	26-18-342
32.	12/4/14	Cutler, vs. DAL	L	46-32-341
	9/20/64	Wade, at MIN	W	31-23-341
34.	12/17/06	Grossman, vs. TB	W+	44-29-339
35.	11/28/19	Trubisky, at DET	W	29-38-338
	10/24/54	Blanda, at Rams	L	46-28-338
	12/13/70	Concannon, vs. GB	W	34-21-338
38.	11/19/67	Concannon, vs. STL	W	24-11-336
	10/16/83	Evans, at DET	L	45-28-336
40.	11/8/20	Foles, at TEN	L	36-52-335
41.	12/15/19	Trubisky, at GB	L	29-53-334
	10/5/08	Orton, at DET	W	34-24-334
	10/25/53	Blanda, at Rams	L	47-23-334
44.	10/21/18	Trubisky, vs. NE	L	50-26-333

No.	Date	Player, Opponent	W/L	Att-Cmp-Yds
	9/9/12	Cutler, vs. IND	W	35-21-333
	10/9/60	Brown, vs. Rams	W	21-13-333
47.	10/29/50	Lujack, at NYKans	L	39-20-331
48.	11/16/14	Cutler, vs. MIN	W	43-31-330
	10/8/61	Wade, at DET	W	25-13-330
50.	11/25/62	Wade, at BAL	W	32-23-328
51.	01/09/22	Dalton at MIN	L	33-48-325
	12/24/16	Barkley, vs. WAS	L	40-24-323
	10/11/59	Brown, vs. Rams	L	29-14-323
	11/19/61	Wade, at SF	L	34-18-323
55.	10/21/07	Griese, at PHI	W	41-27-322
56.	10/25/64	Wade, at WAS	L	57-33-321
57.	10/23/49	Lujack, at NYG	L	52-29-319
58.	11/12/95	Kramer, at GB	L	38-23-318
	10/21/62	Wade, vs. BAL	W	26-13-318
60.	11/25/21	Dalton at DET	W	24-39-317
	9/25/16	Hoyer, at DAL	L	49-30-317
	9/29/13	Cutler, at DET	L	47-27-317
	9/24/95	Kramer, at STL	L	38-27-317
64.	10/14/18	Trubisky, at MIA	L+	31-22-316
	11/27/16	Barkley, vs. TEN	L	54-28-316
	12/7/80	Evans, vs. GB	W	22-18-316
67.	12/13/15	Cutler, vs. WAS	L	31-19-315
68.	12/16/17	Trubisky, at DET	L	46-31-314
	10/12/47	Luckman, vs. PHI	W	25-14-314
70.	9/11/11	Cutler, vs. ATL	W	32-22-312
71.	11/16/87	McMahon, at DEN	L	34-21-311
72.	10/23/94	Kramer, at DET	L	48-29-309
73.	11/12/09	Cutler, at SF	L	52-29-307
	10/4/81	Evans, at MIN	L	43-26-307
75.	12/13/53	Blanda, vs. Chi	L	37-20-306
76.	10/18/92	Harbaugh, vs. TB	W	26-13-304
77.	12/6/98	Stenstrom, at MIN	L	42-25-303
	9/23/91	Harbaugh, vs. NYJ	W+	42-28-303
79.	10/2/16	Hoyer, vs. DET	W	36-28-302
	10/16/16	Hoyer, vs. JAX	L	49-30-302
	9/25/11	Cutler, vs. GB	L	37-21-302
	9/24/89	Tomczak, at DET	W	25-15-302
83.	9/17/17	Glennon, at TB	L	45-31-301
	12/6/69	Carter, at SF	L	49-31-301
	12/19/99	McCown, vs. DET	W	36-27-301
86.	10/18/09	Cutler, at ATL	L	43-27-300

+ Overtime game

300-YARD BREAKDOWN

MOST GAMES WITH 300+ PASSING YARDS

Bears Regular Season History

Player	Total Games w/ 300+ Pass Yards		
	Seasons	Gms	(Team Record)
1. Jay Cutler	2009-15	97	16 (6-10)
2. Bill Wade	1961-66	59	9 (6-3)
3. Mitchell Trubisky	2017-20	41	7 (3-4)
Erik Kramer	1994-98	49	7 (2-5)
5. George Blanda	1949-58	116	4 (0-4)
6. Josh McCown	2011-13	11	3 (1-2)
Vince Evans	1977-83	56	3 (1-2)
Sid Luckman	1939-50	128	3 (3-0)
Johnny Lujack	1948-51	45	3 (1-2)
Jim Miller	1999-2002	33	3 (1-2)

86 300-yard passing games

9 games have gone into OT. One has occurred in the playoffs.

REG. SEASON TOTAL:

38-48 (.442)

At home: 24-20 (.545)

On the road: 14-28 (.333)

BY DECADE:

1940-49	4-1 (.800)
1950-59	0-6 (.000)
1960-69	9-4 (.692)
1970-79	1-0 (1.000)
1980-89	2-3 (.400)
1990-99	6-7 (.462)
2000-09	4-5 (.444)
2010-19	11-20 (.355)
2020-2029	1-2 (.333)

BY MONTH:

September	7-7 (.500)
October	12-20 (.375)
November	11-10 (.523)
December	8-10 (.444)
January	0-1 (.000)

32 games have been at Soldier Field (1970):

Concannon, 12/13/70 vs. GB (W)
Evans, 12/7/80 vs. GB (W)
Harbaugh, 9/23/91 vs. NYJ (W)
Harbaugh, 10/18/92 vs. TB (W)
Kramer, 10/22/95 vs. HOU (W)
Kramer, 11/16/97 vs. NYJ (L)
Kramer, 9/27/98 vs. MIN (L)
Miller, 11/14/99 vs. MIN (L)
Miller, 10/7/02 vs. GB (L)
McNown, 12/19/99 vs. DET (W)
Matthews, 11/4/01 vs. CLE (W)
Grossman, 12/17/06 vs. TB (W)

Griese, 10/14/07 vs. MIN (L)
Cutler, 11/8/09 vs. ARZ (L)
Cutler, 9/12/10 vs. DET (W)
Cutler, 9/11/11 vs. ATL (W)
Cutler, 9/25/11 vs. GB (L)
Cutler, 9/9/12 vs. IND (W)
Cutler, 10/6/13 vs. NO (L)
McCown, 12/9/13 vs. DAL (W)
Cutler, 9/7/14 vs. BUF (L)
Cutler, 11/16/14 vs. MIN (W)
Cutler, 12/4/14 vs. DAL (W)
Cutler, 12/13/15 vs. WAS (L)
Hoyer, 10/2/16 vs. DET (W)
Hoyer, 10/16/16 vs. JAX (L)
Barkley, 11/27/16 vs. TEN (L)
Barkley, 12/18/16 vs. GB (L)
Barkley, 12/24/16 vs. WAS (L)
Trubisky, 9/30/18 vs. DET (W)
Trubisky, 10/21/18 vs. NE (L)
Trubisky, 11/11/18 vs. DET (W)

BY QUARTERBACK:

Barkley, Matt	0-3
Blanda, George	0-4
Brown, Ed	1-1
Bukich, Rudy	1-0
Carter, Virgil	0-1
Cutler, Jay	6-10
Dalton, Andy	1-1
Concannon, Jack	2-0
Evans, Vince	1-2
Foles, Nick	0-1
Glennon, Mike	0-1
Griese, Brian	1-1
Grossman, Rex	1-0
Harbaugh, Jim	2-0
Hoyer, Brian	1-3
Kramer, Erik	2-5
Luckman, Sid	3-0
Lujack, Johnny	1-2
Matthews, Shane	1-0

McCown, Josh	1-2
McMahon, Jim	0-1
McNown, Cade	1-0
Miller, Jim	1-2
Orton, Kyle	1-0
Stenstrom, Steve	0-1
Tomczak, Mike	1-0
Trubisky, Mitchell	3-4
Wade, Bill	6-3

BY TEAM:

Arizona Cardinals	0-1
St. Louis Cardinals	1-0
Chicago Cardinals	1-1
Atlanta Falcons	2-1
Baltimore Colts	2-0
Buffalo Bills	0-1
Cleveland Browns	1-0
Dallas Cowboys	2-2
Denver Broncos	0-1
Detroit Lions	10-5
Green Bay Packers	2-5
Houston Oilers	1-0
Indianapolis Colts	1-1
Jacksonville Jaguars	0-1
Miami Dolphins	1-1
Minnesota Vikings	3-7
New England	0-1
New Orleans Saints	0-1
New York Giants	1-1
New York Jets	1-1
New York Yanks	0-1
Philadelphia Eagles	2-0
San Diego Chargers	2-0
San Francisco 49ers	1-5
Los Angeles Rams	1-3
St. Louis Rams	0-2
Tampa Bay Buccaneers	3-1
Tennessee Titans	0-2
Washington Redskins	0-3

*Does not include post-season

Yr.	No.	Name (pos)	College
2023	10	Darnell Wright (from PHI: Bears trade away No. 9 pick, receive No. 10 pick + PHI's 4th-round selection). to New York Giants	Tennessee
2022	7	Justin Fields (QB)	Ohio State
2021	11	(from NYG for No. 20 pick, 5th round and 2022 1st and 5th round picks)	
2020	19	(To Oakland for LB Khalil Mack)	
2019	24	(To Oakland for LB Khalil Mack)	
2018	8	Roquan Smith (LB)	Georgia
2017	2	Mitchell Trubisky (QB) (from SF for No. 3 pick, 3rd & 4th round selections, & 2018 3rd round selection)	North Carolina
2016	9	Leonard Floyd (LB)	Georgia
2015	7	Kevin White (WR)	West Virginia
2014	14	Kyle Fuller (CB)	Virginia Tech
2013	20	Kyle Long (G)	Oregon
2012	19	Shea McClellin (DE)	Boise State
2011	29	Gabe Carimi (T)	Wisconsin
2010	11	(To Denver for QB Jay Cutler)	
2009	18	(To Denver for QB Jay Cutler & 5th round pick)	
2008	14	Chris Williams (T)	Vanderbilt
2007	31	Greg Olsen (TE)	Miami (FL)
2006	26	(To Buffalo for 2nd & 3rd round selections)	
2005	4	Cedric Benson (RB)	Texas
2004	14	Tommie Harris (DT)	Oklahoma
2003a	14	Michael Haynes (DE) (from New England through Buffalo)	Penn State
2003b	22	Rex Grossman (QB) (from NY Jets)	Florida
2002	29	Marc Colombo (OT)	Boston College
2001	8	David Terrell (WR)	Michigan
2000	9	Brian Urlacher (LB)	New Mexico
1999	12	Cade McNown (QB)	UCLA
1998	5	Curtis Enis (RB)	Penn State
1997	11	(To Seattle for QB Rick Mirer & 4th round pick)	
1996	13	Walt Harris (CB)	Miss. St.
1995	21	Rashaan Salaam (RB)	Colorado
1994	11	John Thierry (DE)	Alcorn St.
1993	7	Curtis Conway (WR)	USC
1992	22	Alonzo Spellman (DT)	Ohio State
1991	22	Stan Thomas (T)	Texas
1990	6	Mark Carrier (S)	USC
1989a	11	Donnell Woolford (CB) (from LA Raiders for WR Willie Gault)	Clemson
1989b	12	Trace Armstrong (DE)	Florida
		(from Wash. for LB Wilber Marshall)	
1989c	25	(To Miami for 2nd and 3rd rd picks)	
1988a	23	Brad Muster (FB)	Stanford
1988b	27	Wendell Davis (WR) (from Wash. for LB Wilber Marshall)	LSU
1987	26	Jim Harbaugh (QB)	Michigan
1986	27	Neal Anderson (RB)	Florida
1985	22	William Perry (DT)	Clemson
1984	11	Wilber Marshall (LB)	Florida
1983a	6	Jim Covert (T)	Pittsburgh
1983b	18	Willie Gault (WR) (from Tampa Bay for 1982 2nd rd pick)	Tennessee
1982	5	Jim McMahon (QB)	BYU
1981	11	Keith Van Horne (T)	USC
1980	19	Otis Wilson (LB)	Louisville
1979a	4	Dan Hampton (DT) (from Tampa Bay for DT Wally Chambers)	Arkansas
1979b	9	Al Harris (DE)	Arizona State
1978	20	(To Cleveland for QB Mike Phipps)	
1977	15	Ted Albrecht (T)	California
1976	8	Dennis Lick (T) (from Det. for 1st and 3rd rd picks)	Wisconsin

Yr.	No.	Name (pos)	College
1975	4	Walter Payton (RB)	Jackson State
1974a	4	Waymond Bryant (LB)	Tennessee St.
1974b	20	Dave Gallagher (DE) (from LA Rams for WR Dick Gordon)	Michigan
1973	8	Wally Chambers (DT)	E. Kentucky
1972a	3	Lionel Antoine (T) (from NY Giants for Hyland and McRae)	S. Illinois
1972b	12	Craig Clemons (S)	Iowa
1971	11	Joe Moore (RB)	Missouri
1970	2	(To GB for Caffe, Pitts, and Hyland)	
1969	14	Rufus Mayes (T)	Ohio State
1968	17	Mike Hull (RB)	USC
1967	10	Lloyd Phillips (DE)	Arkansas
1966	12	George Rice (DT)	LSU
1965a	3	Dick Butkus (LB) (from Pit. for '64 2nd and 4th rd picks)	Illinois
1965b	4	Gale Sayers (RB)	Kansas
1965c	6	Steve DeLong (DE) (from WAS for HB Coia and T Williams)	Tennessee
1964	14	Dick Evey (DT)	Tennessee
1963a	10	(To LA Rams for RB Joe Marconi)	
1963b	11	Dave Behrman (C) (from Pit. for QB Ed Brown)	Michigan State
1962	7	Ronnie Bull (RB)	Baylor
1961	5	Mike Ditka (TE)	Pittsburgh
1960	7	Roger Davis (G)	Syracuse
1959	7	Don Clark (HB)	Ohio State
1958	7	Chuck Howley (LB/G)	West Virginia
1957	13	Earl Leggett (DT)	LSU
1956	10	Menan "Tex" Schriewer (E)	Texas
1955	11	Ron Drzewiecki (HB)	Marquette
1954	6	Stan Wallace (HB)	Illinois
1953	6	Billy Anderson (HB)	Compton JC
1952	8	Jim Dooley (FL/HB)	Miami (FL)
1951a	2	Bob Williams (QB) (from New York Yanks)	Notre Dame
1951b	10	Billy Stone (HB) (from disbanded Colts)	Bradley
1951c	16	Gene Schroeder (E)	Virginia
1950a	3	Chuck Hunsinger (HB)	Florida
1950b	10	Fred Morrison (FB)	Ohio State
1949	10	Dick Harris (C)	Texas
1948a	7	Bobby Layne (QB) (from Det. through Pit. for HB Ray Evans)	Texas
1948b	13	Max Baumgardner (E)	Texas
1947a	1	Bob Fenimore (HB) (Bonus choice)	Oklahoma A&M
1947b	11	Don Kindt (HB)	Wisconsin
1946	4	Johnny Lujack (QB)	Notre Dame
1945	7	Don Lund (HB)	Michigan
1944	8	Ray Evans (HB)	Kansas
1943	9	Bob Steuber (HB)	Missouri
1942	10	Frankie Albert (QB)	Stanford
1941a	1	Tom Harmon (HB) (from Phil. for C John Schiechl)	Michigan
1941b	3	Norm Standlee (FB) (from Pit. for QB Billy Patterson)	Stanford
1941c	9	Don Scott (HB)	Ohio State
1940	7	Clyde Turner (C/LB)	Hardin-Simmons
1939a	2	Sid Luckman (QB)	Columbia
1939b	6	Bill Osmanski (FB) (from Pit. for E Edgar "Eggs" Manske)	Holy Cross
1938	10	Joe Gray (HB)	Oregon State
1937	8	Les McDonald (E)	Nebraska
1936	6	Joe Stydahar (T)	West Virginia

HISTORY

FEELING THE DRAFT

The following list shows the schools from where the most Bears players have been drafted since 1936. Not listed are the schools which have contributed one all-time Bears draftee.

Notre Dame42	Rice10	Yale5	Drake2
Ohio State31	Boston College9	Army West Point4	Furman2
Texas28	Kansas State9	Colgate4	Gonzaga2
Oklahoma26	Pacific9	Delaware4	Harvard2
Stanford25	Texas Tech9	George Washington4	Howard Payne2
Miami (FL)22	Tulane9	Georgetown4	Indiana State2
Florida21	Vanderbilt9	Idaho4	Louisiana-Monroe2
Northwestern21	West Virginia9	Jackson State4	McNeese State2
Arkansas20	Colorado8	Kansas4	Memphis2
Georgia19	Georgia Tech8	New Mexico4	Miami (OH)2
Illinois19	Houston8	Prairie View A&M4	MWestern State2
Michigan19	Iowa State8	San Francisco4	New Hampshire2
Tennessee19	Penn State8	Virginia4	North Carolina A&T2
Baylor18	Villanova8	Virginia Military4	North Carolina Central2
Purdue18	William & Mary8	Boise State3	North Dakota2
Wake Forest18	Auburn7	Boston University3	Northwest State (LA)2
Wisconsin18	Florida A&M7	Bradley3	Princeton2
LSU17	Florida State7	Cal St.-LA3	South Carolina State2
Minnesota17	Grambling7	Compton J.C.3	Southern Illinois2
Maryland17	Indiana7	Denver3	Southwest Louisiana2
USC17	Marquette7	East Texas State3	Texas Southern2
TCU17	Memphis7	Eastern Illinois3	Texas-Arlington2
California16	South Carolina8	Holy Cross3	Trinity (TX)2
Michigan State16	Syracuse7	Middle Tenn. St.3	Weber State2
Nebraska16	Utah State7	Montana3	Western Michigan2
UCLA16	Cincinnati6	North Alabama3	Xavier (OH)2
Washington15	Fresno State6	Northern Illinois3	
Iowa14	Mississippi State6	San Diego State3	
Kentucky13	North Carolina State6	Shurtleff3	
Missouri13	North Texas State6	South Dakota State3	
Texas A&M13	Pennsylvania6	Southern3	
Clemson12	Tulsa6	Southern Mississippi3	
Duke12	Utah6	Sul Ross3	
Oklahoma State12	Abilene Christian5	Texas A&I3	
Pittsburgh12	Hardin-Simmons5	Texas-El Paso3	
SMU12	Louisiana Tech5	Trinity (CT)3	
Alabama11	Louisville5	West Texas State3	
Arizona State11	Sam Houston State5	Arkansas State2	
Mississippi11	San Jose State5	Brown2	
Oregon State11	Santa Clara5	Cal Poly-SLO2	
Arizona10	Temple5	Capital2	
BYU10	Tennessee State5	Case W Reserve2	
North Carolina10	Washington State5	Central Michigan2	
Oregon10	Virginia Tech5	Colorado State2	

HISTORY

MOST DRAFTEES BY SCHOOL

Year	Rd	Last Player Selected	Pos	College	Number of Players Selected
2020	2	Kmet, Cole	TE	Notre Dame	42
2021	1	Fields, Justin	QB	Ohio State	31
2023	4	Johnson, Roschon	RB	Texas	28
2009	3	Iglesias, Jaquain	WR	Oklahoma	26
2007	3	Okwo, Michael	LB	Stanford	25
2016	4	Bush, Deon	DB	Miami (FL)	22
2010	4	Wootton, Corey	DE	Northwestern	21
2008	7	Monk, Marcus	WR	Arkansas	20
2016	3	Bullard, Jonathan	DL	Florida	21

BEARS YEAR-BY-YEAR DRAFT PICKS

1936 (Feb. 8)

1. Stydahar, Joe, T, West Virginia
2. Michaels, Eddie, G, Villanova
3. Roscoe, George, B, Minnesota
4. Allman, Bob, E, Michigan State
5. Oech, Vern, T, Minnesota
6. Christofferson, Ted, B, Wash. St.
7. Smith, Dick, T, Minnesota
8. Sylvester, John, E, Rice
9. Fortmann, Dan, G, Colgate

1937 (Dec. 12, 1936)

1. McDonald, Les, E, Nebraska
2. Stewart, Marv, C, LSU
3. Plasman, Hank, E, Vanderbilt
4. Hammond, Henry, E, SW (KS)
5. Conkright, Bill "Red," C, Oklahoma
6. Bjork, Del, T, Oregon
7. Friedman, J.W "Buck," B, Rice
8. Toth, Steve, B, Northwestern
9. Guepe, Al, B, Marquette
10. Wade, Ed "Red," T, Utah State

1938 (Dec. 12, 1937)

1. Gray, Joe, HB, Oregon State
2. Famiglietti, Gary, B, Boston U.
3. Zarnas, Gust, G, Ohio State
4. Masterson, Bob, E, Miami (FL)
5. Ramsey, Frank, G, Oregon State
6. Sims, Fletcher, B, Georgia Tech
7. Schwarz, Alex, T, San Francisco
8. Weger, John, T, Butler
9. Mickovsky, Ray, B, Case W Reserve
10. Dreher, Fred, E, Denver

1939 (Dec. 8, 1938)

- 1a. Luckman, Sid, QB, Columbia (from PIT)
- 1b. Osmanski, Bill, FB, Holy Cross
2. Wysocki, John, E, Villanova
3. Delaney, Joe, T, Holy Cross
4. Choice to Brooklyn
5. Heileman, Charlie, E, Iowa State
6. Dannies, Bob, C, Pittsburgh
7. Bray, Ray, G, Western Michigan
8. Wood, Walt, B, Tennessee
9. Braga, Al, B, San Francisco
10. Roise, Hal, B, Idaho
11. Bock, Ed, G, Iowa State
12. Stofla, Anton, B, Luther
13. Voigts, Bob, T, Northwestern
14. Armstrong, Ken, T, Tarkio
15. Masters, Raphael, E, Newberry
16. Sherman, Solly, B, Chicago
17. Simonich, Ed, B, Notre Dame
18. Vogeler, George, C, Oklahoma State
19. Forte, Aldo, T, Montana
20. Kircher, Everett, B, Iowa State

1940 (Dec. 9, 1939)

1. Turner, Clyde "Bulldog," C/LB, Hardin-Simmons
2. Kavanaugh, Ken, E, LSU
3. Kolman, Ed, T, Temple
4. Woudenberg, John, T, Denver
5. Akin, Leonard, G, Baylor
6. Fordham, Jim, B, Georgia

7. Pool, Hampton, G, Stanford
8. Pace, Tom, B, Utah
9. Artoe, Lee, T, California
10. McCubbin, Bill, E, Kentucky
11. Clark, Harry, B, West Virginia
12. Crisci, Frank, T, Case W Reserve
13. Barnes, Sherm, E, Baylor
14. Christianson, Al, B, Knox
15. White, Wilbur, T, Bradley
16. Schlosser, Ralph, C, Gonzaga
17. Popov, John, B, Cincinnati
18. Bussey, Young, B, LSU
19. McLean, Ray, B, St. Anselm
20. Kichefski, Walt, E, Miami (FL)

1941 (Dec. 10, 1940)

- 1a. Harmon, Tom, HB, Michigan
- 1b. Standlee, Norm, FB, Stanford
- 1c. Scott, Don, HB, Ohio State
3. Gallarneau, Hugh, B, Stanford
5. O'Rourke, Charley, B, Boston College
6. O'Boyle, Tommy, G, Tulane
7. Federovitch, John "Ace," T, Davis & Elkins
- 8a. Hartman, Fred, T, Rice
- 8b. Rankin, Dave, E, Purdue
- 8c. Matuza, Al, C, Georgetown
9. Lahar, Hal, G, Oklahoma
10. LaLanne, Jim, B, North Carolina
11. Hardin, Jim, E, Kentucky
12. Morrow, Bob, E, Illinois Wesleyan
13. Johnson, Jim, B, Santa Clara
14. Martin, Johnny, B, Oklahoma
15. Mulkey, Jack, E, Fresno State
16. Osterman, Bob, C, Notre Dame
17. Glenn, Bill, B, Eastern Illinois
18. Hahnenstein, Ollie, B, Northwestern
19. Winterson, Alex, T, Duke
20. Odle, Jack, QB, TCU
21. Corbern, Hunter, G, Mississippi State

1942 (Dec. 22, 1941)

1. Albert, Frankie, QB, Stanford
2. Boratyn, Joe, B, Holy Cross
3. Ruby, Martin, T, Texas A&M
4. Burrus, H.C., E, Hardin-Simmons
5. Jeffries, Bob, G, Missouri
6. Maznicki, Frank, B, Boston College
7. Petty, John, B, Purdue
8. Mullins, Noah "Moon," B, Kentucky
9. Geyer, Bill, B, Colgate
10. Daniell, Jim, T, Ohio State
11. Hunt, Jack, B, Marshall
12. Gude, Henry, C, Vanderbilt
13. Krutulis, Joe, E, Miami (FL)
14. Abel, George, G, Nebraska
15. Edmiston, Don, T, Tennessee
16. Rast, Holt, E, Alabama
17. Jones, Edgar, B, Pittsburgh
18. Tessendorf, Bill, T, Gonzaga
19. Kissell, Adolph, B, Boston College
20. Clarkson, Stu, C, Texas A&I

1943 (April 8)

1. Steuber, Bob, HB, Missouri

2. Evans, Fred, HB, Notre Dame
3. Stramm, Ed, T, Stanford
4. Palmer, Derrell, T, TCU
5. Vucinich, Milt, C, Stanford
6. Beals, Allyn, E, Santa Clara
7. Jurkovich, Jim, HB, California
8. Lamb, W.G. "Dub," E, Oklahoma
9. Hammett, Ray, QB, Stanford
10. Zikmund, Al, HB, Nebraska
11. Wood, Clark, T, Kentucky
12. Arms, Loyd, T, Oklahoma State
13. Sturdy, Lyle, FB, Wichita State
14. Tomlinson, Buddy, T, Hardin-Simmons
15. Preston, Pat, T, Wake Forest
16. Norberg, Hank, E, Stanford
17. Lyons, Pat, E, Wisconsin
18. Butler, Marion, HB, Clemson
19. Sturucci, Al, C, Santa Clara
20. Johnson, Orville, G, SMU
21. Boudreau, Wally, HB, Boston College
22. Baumann, Bob, T, Wisconsin
23. Holtscher, Elwood, C, Shurtleff
24. Keller, Ben, G, Duquesne
25. Block, Charley, E, Shurtleff
26. Brannon, Ted, T, Rice
27. Wayne, Lou, E, Texas
28. Creevy, Dick, HB, Notre Dame
29. Buffington, Bill, HB, Purdue
30. Peterson, Woody, FB, Utah

1944 (April 19)

1. Evans, Ray, B, Kansas
2. Smeja, Rudy, E, Michigan
3. Croft, Abe, E, SMU
4. Osterman, C.B., T, Tulsa
5. Seeley, Darwin, C, Stanford
6. Fawcett, Randall, B, Stanford
7. Morton, Jack, E, Missouri
8. Starford, Bill, C, Wake Forest
9. Houston, Lin, G, Ohio State
10. Moore, J.P., B, Vanderbilt
11. Duffey, Bill, E, Georgetown
12. Hartley, Joe, T, LSU
13. Milner, Bill, G, Duke
14. Hirsch, Ed, B, Northwestern
15. Ryckley, Ed, E/G, Georgia Tech
16. Plasman, Howdy, B, Miami (FL)
17. French, Barry, T, Purdue
18. Taylor, Paul, B, USC
19. Margarita, Hank, B, Brown
20. Davis, Ed, B, Oklahoma
21. Jamison, Dick, T, USC
22. Bortka, Jack, B, Kansas State
23. Ruskusky, Roy, E, St. Mary's (CA)
24. Franck, Harry, B, Northwestern
25. McKewan, Jack, T, Alabama
26. Mitchell, Charley, B, Tulsa
27. Boyle, Pat, G, Wisconsin
28. Pepper, Bernie, T, Missouri
29. Vogt, Karl, T, Villanova
30. Endres, Bob, G, Colgate

1945 (April 6)

1. Lund, Don, B, Michigan
2. Allen, Charley, B, SMU

HISTORY

3. Masterson, Forrest, C. Iowa
4. Shaw, Wayne, B. SMU
5. Burgeis, Glen, T. Tulsa
6. O'Brien, Pat, T. Purdue
7. Mayther, Bill, C. Oregon
8. Poe, Bill, B. Clemson
9. Avery, Chuck, B. Minnesota
10. Boyd, Jack, B. UCLA
11. Ellsworth, Ralph, B. Texas
12. Mattioli, Frank, G. Pittsburgh
13. Gibson, Merle, E. TCU
14. Creevey, John, B. Notre Dame
15. Sacrinty, Nick, B. Wake Forest
16. Keane, Jim, C. Iowa
17. Niedziela, Bruno, T. Iowa
18. Williams, Broughton, E. Florida
19. Stickle, Walt, T. Pennsylvania
20. Livingstone, Bob, B. Notre Dame
21. Vargon, Mike, E. Kansas State
22. Wright, Charley, G. Iowa State
23. Green, Jack, G. Alabama
24. Gambino, Lu, B. Indiana
25. Jones, Ray, B. Texas
26. Hary, Bob, B. Minnesota
27. Forkovitch, Nick, B. William & Mary
28. Robinson, Don, B. Michigan
29. Johnston, Wayne, B. Marquette
30. Groves, George, C. Marquette

1946 (Jan. 14)

1. Lujack, Johnny, QB, Notre Dame
2. Rykovich, Julie, B. Illinois
3. Broyles, Frank, QB, Georgia Tech
4. Knotts, Ernie, G. Duke
5. Schneider, Don, B. Pennsylvania
6. Scruggs, Ted, E. Rice
7. Beard, Wendell, T. California
8. Ziegler, John, B. Colorado
9. Dropp, Walt, E. Connecticut
10. Harris, Bill, C. Auburn
11. Allen, Eddie, B. Pennsylvania
12. Bauman, Frank, E. Illinois
13. Nostrum, Reed, T. Utah
14. Chatterton, Dick, B. BYU
15. Timko, Johnny, C. Temple
16. Hazelwood, Ted, T. North Carolina
17. Johnson, Dick, C. Baylor
18. Boettcher, Art, B. Shurtleff
19. Gallagher, Tom, B. Illinois
20. Adams, Johnny, B. Denver
21. Widseth, Dean, T. Bemidji State
22. Kochins, George, T. Bucknell
23. Hoisch, Al, B. Stanford
24. Grgich, Visco, E. Santa Clara
25. Richards, Allen, B. Cincinnati
26. Tunstill, Jess, B. Kentucky
27. Smock, Ken, B. Purdue
28. Weldon, Howard, G. North Carolina
29. Cook, Johnny, B. Georgia
30. Franck, Harry, B. Northwestern

1947 (Dec. 16, 1946)

- 1a. Fenimore, Bob, HB, Oklahoma State (Bonus choice)
- 1b. Kindt, Don, HB, Wisconsin
2. Minini, Frank, FB, San Jose State
- 3a. Canady, Jim, HB, Texas
- 3b. Merriman, Lloyd, B. Stanford

(from Chicago Cards)

- 4a. Wetz, Harlan, T. Texas
- 4b. Stephens, Roger, B. Cincinnati (from Philadelphia)
5. Moseley, Reid, E. Georgia
6. Smith, H.A., E. Mississippi
7. Eddleman, Dwight, HB, Illinois
8. Tucker, Arnold, QB, Army
9. Hatch, Larry, HB, Washington
10. Adamle, Tony, C. Ohio State
11. Fritz, Emil, G. Maryland
12. Turner, Jim, T. California
13. Goodall, Wayne, E. Oklahoma City
14. Gagne, Verne, E. Minnesota
15. Dreyer, Wally, HB, Wisconsin
16. Pupa, Walt, FB, North Carolina
17. McLellan, John, T. Montana State
18. Cromer, Bill, FB, Texas
19. Reader, Russ, HB, Michigan State
20. Batchelor, Jim, B. East Texas State
21. Lawler, Allen, HB, Texas
22. Berlin, Gordon, C. Washington
23. Cunningham, John, E. California
24. Morris, Max, B. Northwestern
25. Morris, Bill, E. Oklahoma
26. Baumgardner, Joe Bill, HB, Texas
27. McCarthy, Jerry, E. Pennsylvania
28. Pierce, Jack, HB, Illinois
29. Ehlers, Ed, HB, Purdue

1948 (Dec. 19, 1947)

- 1a. Layne, Bobby, QB, Texas (from Pittsburgh)
- 1b. Bumgardner, Max, E. Texas
2. Garrett, Dub, T. Mississippi State
3. Ramsey, Knox, G. William & Mary
4. Brugge, Bob, B. Ohio State
5. Choice to Detroit
6. McWilliams, Tom, B. Army, Miss. St.
7. Mills, Malachi, T. Virginia Military
8. Flanagan, Dick, E. Ohio State
9. McDowell, Jim, G. William & Mary
10. Sheehan, Mel, E. Missouri
11. Scott, Dick, C. Navy
12. Cline, Ollie, B. Ohio State
13. Goode, Rob, B. Texas A&M
14. Grimenstein, Clyde, E. Purdue
15. Fallon, John, G. Notre Dame
16. Brown, Ray, B. Virginia
17. Hileman, Bob, C. California
18. Gay, Thurman, T. Oklahoma State
19. Blount, Ralph, E. Texas
20. Boone, JR, B. Tulsa
21. Duncan, Jim, E. Wake Forest
22. Gatewood, Jimmy, B. Georgia
23. Brumm, George, C. Pacific
24. Dietzel, Paul, C. Miami (OH)
25. Clasby, Ed, B. Boston College
26. Hardison, Fred, E. Duke
27. Van Deren, Frank, E. California
28. Pietkiewicz, Al, E. San Francisco
29. Cox, Norm, B. TCU
30. Smith, Truett, B. Mississippi State

1949 (Dec. 21, 1948)

1. Harris, Dick, C. Texas
2. Grimes, Billy, B. Oklahoma State
3. O'Quinn, Johnny, E. Wake Forest

4. Bendrick, Ben, B. Wisconsin
5. Hoffman, John, B. Arkansas
6. Krall, Jerry, B. Ohio State
7. Jones, Wally, E. Kentucky
- 8a. Weatherly, Gerry, C. Rice (from Det)
- 8b. Wightkin, Bill, E. Notre Dame
9. Tokarczyk, Dolph, G. Penn
10. Malley, Lee, B. Carson-Newman
11. Tiblier, Jerry, B. Mississippi
12. Blanda, George, QB, Kentucky
13. Talaferro, George, B. Indiana
14. Keily, Ernie, G. Texas-El Paso
15. Faverty, Hal, G. Wisconsin
16. Wahl, Al, T. Michigan
17. Corbisiero, John, B. Middlebury
18. Moran, Jim, B. John Carroll
19. Mitten, Bob, G. North Carolina
20. Heck, Bob, B. Pacific
21. Duncan, Jim, E. Duke
22. Bertuzzi, Dick, B. Kansas
23. Kane, Harry, C. Pacific
24. Smith, Bernie, T. Texas-El Paso
25. Marczyk, Stan, T. North Carolina

1950 (Jan. 21-22)

- 1a. Hunsinger, Chuck, B. Florida (from New York Bulldogs)
- 1b. Morrison, Fred, B. Ohio State
2. Dottley, John "Kavo," B. Mississippi
3. Romanick, Steve, B. Villanova
- 4a. Novak, Tom, C. Nebraska (from PIT)
- 4b. Papaleo, Dorr, G. Boston College
5. Zaleski, Ernie, B. Notre Dame
- 6a. Perricone, Gaspar, B. Northwestern (from New York Giants)
- 6b. Hansen, Wayne, C. UTEP
7. Prather, Rollin, E. Kansas State
8. Nevills, Sam, T. Oregon
- 9a. Reid, Floyd, B. Georgia (from NY Bulldogs)
- 9b. Braznell, Dick, B. Missouri
10. Wahl, Al, T. Michigan
11. Helwig, John, G. Notre Dame
12. Roof, Kenny, B. Oklahoma State
13. Dempsey, Frank, T. Florida
14. Hover, Al, G. LSU
15. Glisson, Jimmy, B. Tulane
16. Bradley, Ed, E. Wake Forest
17. Janaszek, Ray, B. Dayton
18. Andrews, Rupert, B. Stanford
19. Bye, Billy, B. Minnesota
20. Crawford, Jim, G. Mississippi
21. Angle, Bob, B. Iowa St.
22. Byler, Jim, G. North Carolina State
23. Bingham, Bill, T. Harding
24. Polenske, Walt, B. Pacific
25. Samuels, Perry, B. Texas
26. Sella, George, B. Princeton
27. Davis, Wilton, B. Hardin-Simmons
28. Kenary, Jim, B. Harvard
29. Nadherny, Fred, B. Yale
30. Markert, Allen, T. Minnesota

1951 (Jan. 18-19)

- 1a. Williams, Bob, QB, Notre Dame (from Baltimore)
- 1b. Stone, Billy, B. Bradley* (from New York Yanks)

- Schroeder, Gene, E, Virginia
 - George, Bill, T, Wake Forest
 - White, Wilford, B, Arizona State
 - Moser, Bob, C, Pacific
 - Jelley, Tom, E, Miami (FL)
(from New York Giants)
 - Rowland, Brad, B, McMurry
 - Falkenberg, Herb, B, Trinity (TX)
 - Lea, Paul, T, Tulane
 - Mayes, Clair, G, Oklahoma
 - Gregus, Bill, B, Wake Forest
 - Sherrill, J.W., B, Tennessee
 - Hardiman, Tom, B, Georgetown
 - Hairston, Lawrence, T, Nev.-Reno
 - Wright, Charley, B, West Texas State
 - Woods, Bailey, B, Abilene Christian
 - Hall, Sid, C, Pacific
 - Volm, Frank, E, Marquette
 - Dufek, Don, B, Michigan
 - Brown, Chuck, G, Illinois
 - Lisak, Ed, B, Oklahoma
 - Smith, Larry, C, South Carolina
 - Higgins, Larry, B, Fordham
 - Hanson, Bob, G, Montana
 - Hlavac, Rene, T, Neb.-Omaha
 - Dokas, Pete, E, Mansfield
 - Miller, Johnny, B, Northwestern
 - Rogers, Buddy, B, Arkansas
 - Taylor, Jerry, C, Wyoming
 - Campbell, Leon, B, Arkansas*
 - Justice, John, G, Santa Clara
 - Butler, Charley, E, Geo. Washington
- * Selected from disbanded Baltimore franchise

1952 (Jan. 17)

- Dooley, Jim, B, Miami (FL)
- Macon, Eddie, B, Pacific
- McColl, Bill, E, Stanford
- Clark, Herman, T, Oregon State
- Hoffman, Jack, E, Xavier (OH)
(from Pittsburgh)
- Williams, Fred, T, Arkansas
- Brown, Ed, QB, San Francisco
- Fortunato, Joe, B, Mississippi State
- Bishop, Bill, T, N Texas St. (from PIT)
- Jurney, Billy, E, Arkansas
- Cross, Bobby, T, S. F. Austin
- Choice to Green Bay
- Miller, Bill, B, Wake Forest
- Kozar, Andy, B, Tennessee
- Athan, Rich, B, Northwestern
- Galloway, Gale, C, Baylor
- Kazmaier, Dick, B, Princeton
- Spears, Bob, FB, Yale
- Carroll, John, T, Houston
- O'Connell, Tommy, QB, Illinois
- Reidenbach, Ken, T, Drake
- Lesane, Jimmy, B, Virginia
- Daffer, Ted, G, Tennessee
- Gregory, Dick, B, Minnesota
- Nestor, Paul, T/E, Maryland
- Munding, Dick, T, Minnesota
- Stoddard, Bob, T, Utah State
- McElroy, Bucky, FB, S. Mississippi
- Reid, Bob, B, Baylor
- Scioscia, Karney, FB, Maryland
- Riggs, Teddy, B, Rice

- Shemoski, Bob, HB, Maryland

1953 (Jan. 22)

- Anderson, Billy, B, Compton J.C.
- Bratkowski, Zeke, QB, Georgia
- Rowekamp, Bill, B, Army, Missouri
- Koch, Joe, B, Wake Forest
- Jones, Stan, T, Maryland
- DeCarlo, Art, B, Georgia
- Gilbert, Kline, T, Mississippi (from SF)
- McElroy, Bucky, B, S. Mississippi
(from Washington)
- Bingham, Don, B, Sul Ross
- Kreamcheck, John, T, William & Mary
- Ashley, Bruno, T, East Texas State
- Moore, Jimmy, B, Florida A&M
- Slowey, Jim, C, Georgetown
- Charney, Ralph, B, Kentucky
(from Pittsburgh)
- Lawrence, Jim, T, Duke
- Strickland, Larry, C, North Texas St.
- Carl, Harland, B, Wisconsin
- Jecha, Ralph, G, Northwestern
- Hatley, John, T, Sul Ross
- Beal, Bob, E, California
- Shirley, Jim, B, Clemson
- Byrus, Bill, T, Iowa State
- Mahin, Tom, T, Purdue
- Martin, Wayne, E, TCU
- Wood, Wayne, T, Memphis State
- Mask, Jim, E, Mississippi
- Hatcher, Paul, C, Arkansas City J.C.
- Pickard, Clyde, G, Wake Forest
- Evans, Bob, T, Pennsylvania
- Wahlin, Marvin, B, Arizona State
- Caldwell, Jim, T, Tennessee State
- Lewis, Jack, E, Wake Forest
- Brehany, Bill, QB, VMI

1954 (Jan. 28)

- Wallace, Stan, HB, Illinois
- Casares, Rick, FB, Florida
- Meadows, Ed, T, Duke
- Patera, Fran, B, Notre Dame
- Griffis, Bob, G, Furman
- Hudson, John, G, Rice
- Cecere, Ralph, B, Villanova
- Garlington, Tom, T, Arkansas
- Giel, Paul, B, Minnesota
- Andrews, D.C., E, Hardin-Simmons
- Wallin, Ron, B, Minnesota
- Faragalli, Joe, G, Villanova
- Seaholm, Julius, G, Texas
- Miller, Ken, FB, Illinois
- Hill, Harlon, E, N Alabama
- Lindley, Earl, B, Utah State
- Woodard, Lou, C, Sam Houston State
- Moore, McNeil, B, Sam Houston State
- Lum, Jim, T, Louisiana Tech
- Ladd, Jim, E, Bowling Green
- Cleere, Sonny, T, Abilene Christian
- Sumner, Charlie, B, William & Mary
- Lee, Herman, T, Florida A&M
- Jarrett, Bill, B, West Virginia
- Feamster, Tom, E, Florida State
- Petroka, Lou, B, Boston University
- Oniskey, Dick, C, Tenn.-Chattanooga

- Underwood, P.W., G, Mississippi St.
- Beale, Alvin, QB, Trinity (TX)
- Haluska, Jim, B, Wisconsin

1955 (Jan. 27-28)

- Drzewicki, Ron, HB, Marquette
- Watkins, Bobby, HB, Ohio State
- Choice to Cleveland
- O'Malley, Joe, E, Georgia
- Kendall, Leland, T, Oklahoma State
- Shannon, Dan, E, Notre Dame
(from Washington)
- Mosely, Henry, HB, M. Brown
- Sturgess, Bruce, HB, William & Mary
- Verkerk, Gene, T, North Texas State
- Lavery, Jim, HB, Scranton
- Allen, John, E, Arizona State
- Redfield, Tom, E, Delaware
- Bratt, Clarence, HB, Wisconsin
- Cash, Norm, HB, Sul Ross
- Nickla, Ed, G, Tennessee
- Smith, J.D., FB, N Carolina A&T
- Choice to Chicago Cardinals
- Harrison, Mel, C, Sam Houston State
- Roach, Claude, G, TCU
- Jones, Allen, B, Baylor
- James, Joe, T, Howard Payne
- Hall, Choyce, C, MWestern State
- Allison, Carl, B, Oklahoma
- Barger, Jerry, B, Duke
- Young, Joe, E, Marquette
- Dees, Charlie, T, Tyler J.C.
- Jeter, Perry, HB, Cal Poly-SLO
- Kinley, Joel, G, Tennessee
- Wright, Charley, E, Pr. View A&M
- Klein, Dick, T, Iowa
- Fouts, Jerry, HB, MWestern St.

1956 (Nov 29, 1955 & Jan. 12, 1956)

- Schriever, Menan "Tex," E, Texas
- Brackett, M.L., T, Auburn
- Choice to Cleveland
- Mellekas, John, T, Arizona
- Galimore, Willie, B, Florida A&M
- Choice to Cleveland
- Caroline, J.C., B, Illinois
- Klawitter, Dick, C, South Dakota St.
- Vog, Ken, C, Ohio State
- Lucas, Dick, E, Boston College
- Jan.kans, John, E, Arizona State
- Cruz, Buddy, E, Tennessee
- Gruge, Dick, G, Minnesota
- Graham, Milt, E, Colgate
- Fitzgerald, Dick, FB, Notre Dame
- Brown, Ray, B, Florida
- Adams, Tom, E, UCLA
- Payton, Earl, B, Pr. View A&M
- Smith, John, B, UCLA
- Maxime, Charley, G, Auburn
- Waddell, Jimmy, B, Compton J.C.
- Billings, Joe, T, Memphis State
- Holt, Lou, E, Howard Payne
- Castete, Jess, B, McNeese State
- Hentschel, Jerry, T, Sam Houston St.
- Orr, Don, B, Vanderbilt
- Buchanan, Waylon, E, E. Texas State
- Alexander, Bob, B, Trinity (CT)
- Kriemeyer, Billy, B, Vanderbilt

30. Buckler, Jim, G. Alabama
1957 (Nov 27, 1956 & Jan.
31, 1957)

1. Leggett, Earl, T. LSU
2. Swink, Jim, B. TCU
3. Knox, Ronnie, QB, UCLA
4. Johnson, Jack, B. Miami (FL)
5. Zucco, Vic, B. Michigan State
6. Dickinson, Bo, B. S. Mississippi
7. DeLuca, Gerry, T. Mid Tennessee St.
- 8a. Ward, Al, B. Yale (from PIT)
- 8b. Kilcullen, Bob, T. Texas Tech
9. Brown, Bill, G. Syracuse
10. Murphy, Bill, E/B, Fresno State
11. Hampton, Roger, B. McNeese State
12. Sorenson, Larry, T. Utah State
13. Williams, Don, B. Texas Tech
14. Schmidt, Bob, B. Memphis State
15. Hosek, Tony, E. West Virginia
16. Heuring, Ed, E. Maryland
17. Heine, Don, E. Murray State
18. Wharton, Al, G. Maryland
19. Hermesen, Lee, B. Marquette
20. Frazier, Al, B. Florida A&M
21. Jan. es, Jerry, E. LSU
22. Dalzell, Tom, T. Virginia Tech
23. Peroveya, Don, T. SE Louisiana
24. Lutterback, Ken, B. Evansville
25. Ryan, Joe, C. Villanova
26. Harris, Gehrig, B. Grambling
27. Brown, Nick, G. Fresno State
28. Emerson, Tom, G. Oklahoma
29. Caraway, Donnie, B. Houston
30. Wesley, Sam, B. Oregon State

1958 (Dec. 2, 1957 & Jan.
28, 1958)

1. Howley, Chuck, G. West Virginia
2. Dewveall, Willard, E. SMU
- 3a. Cooke, Ed, E. Maryland
- 3b. Healy, Don, T. Maryland (from CLE)
4. Barnes, Erich, B. Purdue
5. Jewett, Bob, E. Michigan State
6. Douglas, Merrill, B. Utah
7. Bentley, Gene, B. Texas Tech
8. Rutsch, Ed, T. George Washington
9. Anderson, Ralph, E. Cal St.-LA
10. Lewis, Aubrey, B. Notre Dame
11. Cinelli, Rocco, T. Wisconsin
12. Morris, Johnny, FL. Cal-Santa Barbara
13. Choice to New York Giants
14. Melnik, Bill, T. Army
15. Harryman, Jim, B. Compton J.C.
16. Pleger, Ken, T. Capital
17. Eaton, Dick, C. Richmond
18. Dupler, Phil, B. Duke
- 19a. Roehnett, Bill, G. Bradley (from GB)
- 19b. Chancey, Bill, E. West Virginia
20. Rutledge, Les, T. Michigan State
21. Miller, Bill, T. NM Highlands
22. Carter, Al, B. Tennessee
23. Daw, Ken, B. Sam Houston State
24. Moon, Russ, T. Virginia Tech
25. Barron, Bob, C. St. Norbert
26. Lyles, Bob, B. Memphis State
27. Napsolski, Ben, E. Northwestern
28. Main, Wilbur, B. Maryland
29. Hakes, Glen, G. New Mexico

30. Hallum, Bobby, QB, Mid Tennessee St.
1959 (Dec. 2, 1958)

1. Clark, Don, B. Ohio State
2. Petitbon, Richie, QB, Tulane
3. Johnson, Pete, B. Va. Military
4. Choice to LA Rams
5. Adams, John, B. Cal St.-LA
6. Cole, Fred, G. Maryland
7. Tucker, Jim, E. Tenn-Chatt. (from PHI)
- 8a. Clark, Dick, B. Baylor
- 8b. Smith, Willie, T. Michigan (from NYG)
9. Youmans, Maury, T. Syracuse
10. Coronado, Bobby, E, Pacific
11. Gray, Ed, T, N Texas State
12. Rowland, Justin, E, TCU
13. Jones, Gene, B, Rice
14. Robb, Joe, T, TCU
15. LeClerc, Roger, C, Trinity (CT)
16. Redding, Don, T, North Carolina
17. Neal, Willie, B, Jackson State
18. Asbury, Ken, B, Missouri Valley
19. Plain, Chris, T, Stanford
20. Carcatera, Tony, E, Elon
21. Stone, Donnie, B, Arkansas
22. Rubal, Lennie, B, William & Mary
23. Haller, Bob, T, NW Missouri State
24. Spain, Bob, T, Baylor
25. Huhn, Tom, C, St. Joseph's (IN)
26. Kunde, Bob, T, Capital
27. Aveni, John, E, Indiana
28. Williams, Bob, E, Notre Dame
29. Southern, Eddie, E, Texas
30. Jackson, Cliff, B, No. Car. Central

1960 (Nov 30, 1959)

1. Davis, Roger, G, Syracuse
2. Choice to Washington
3. Meredith, Don, QB, SMU
4. Martin, Billy, B, Minnesota
5. Norman, Dick, QB, Stanford
6. Kovac, Ed, B, Cincinnati
7. Bivins, Charley, B, Morris Brown
8. Manning, Pete, E, Wake Forest
9. Kirk, Ken, C, Mississippi
10. Choice to Pittsburgh
- 11a. Fanning, Stan, T, Idaho (from PHI)
- 11b. Shaw, Glenn, HB, Kentucky
12. Budrewicz, Tom, T, Brown
13. Spada, Bob, E, Duke
14. Sorey, Jim, T, Texas Southern
15. Lashua, Warren, B, Whitworth
16. Farrington, John, E, Prairie View A&M
17. Hanna, Jim, E, USC
18. King, Claude, B, Houston
19. Roberts, Lloyd, T, Georgia
20. Coia, Angelo, B, USC

1961 (Dec. 27-28, 1960)

1. Ditka, Mike, E, Pittsburgh
2. Drummond, Dick, B, G. Washington
3. Gibson, Claude, B, N.C. State
4. Ladd, Ernie, T, Grambling
5. Lincoln, Keith, B, Washington State
6. Fleming, George, B, Washington
7. Pyle, Mike, C, Yale
8. Ryan, Ed, B, Michigan State
9. Bethune, Bob, B, Mississippi State

10. Harness, Jason, E. Michigan State
11. Fewell, Sam, T. South Carolina
12. Dyer, Howard, QB, Va. Military
13. McLeod, Bob, E, Abilene Christian
14. Tyrer, Jim, T, Ohio State
15. Linning, Chuck, T, Miami (FL)
16. Frazier, Wayne, C, Auburn
17. Barfield, Rossie, E, No. Car. Central
18. Finn, John, T, Louisville
19. Charles, Ben, QB, South Carolina
20. Mason, Gordon, B, Tennessee Tech

1962 (Dec. 4, 1961)

1. Bull, Ronnie, B, Baylor
2. Brock, Clyde, T, Utah St. (from PIT)
- 2b. McRae, Bennie, B, Michigan
- 3a. Bates, Jim, E, USC (from DAL)
- 3b. Hull, Bill, E, Wake Forest
4. Cadlie, Jim, T, San Jose State
- 5a. Burton, Mac, E, San Jose State (from Washington)
- 5b. Tunnickiff, Bill, FB, Michigan
6. Choice to Philadelphia
7. O'Bradovich, Ed, E, Illinois
- 8a. Reynolds, Ed, T, Tulane
- 8b. Onesti, Larry, C, Northwestern (from New York Giants)
9. Winston, Kelton, HB, Wiley
10. Weaver, LeRoy, B, Adams State
11. Robinson, Jerry, HB, Grambling
12. Watts, Bill, T, Miami (FL)
13. Perkowski, Joe, B, Notre Dame
14. Von Sonn, Andy, C, UCLA
15. Martin, Kent, T, Wake Forest
16. Nelson, John, C, Xavier (OH)
17. Glass, Glenn, HB, Tennessee
18. Neck, Tommy, B, LSU
19. Kellum, Bill, T, Tulane
20. Roberts, Jack, T, Ohio State

1963 (Dec. 3, 1962)

- 1a. Choice to Los Angeles Rams
- 1b. Behrman, Dave, C, Michigan State (from Pittsburgh)
- 2a. Barnett, Steve, T, Oregon (from DAL)
- 2b. Jencks, Bob, E, Miami (OH)
3. Glueck, Larry, DB, Villanova
- 4a. Sanders, Stan, E, Whittier (from SF)
- 4b. Mitchell, Charley, HB, Washington (from Pittsburgh)
- 4c. Choice to Baltimore
5. Choice to San Francisco
- 6a. Johnson, John, T, Indiana (from PIT)
- 6b. Mathieson, Dave, QB, Washington St.
7. Underhill, Paul, B, Missouri
8. Harmon, Dennis, DB, So. Illinois
- 9a. Day, Monte, T, Fresno St. (from DAL)
- 9b. Watson, Dave, LB, Georgia Tech
10. Hoerster, Ed, LB, Notre Dame
11. Tullis, James, DB, Florida A&M
12. Drummond, Dick, B, G. Washington
13. Szumczyk, John, FB, Trinity (CT)
14. Banks, Gordon, B, Fisk
15. Dentel, Bob, C/LB, Miami (FL)
16. Caylor, Lowell, DB, Miami (OH)
17. Sisk, John, B, Miami (FL)
18. Slauchg, Jeff, E, Indiana
19. Yaksick, Bob, DB, Rutgers

HISTORY

20. Gregory, John, E. Baldwin-Wallace

1964 (Dec. 2, 1963)

1. Evey, Dick, T. Tennessee
- 2a. Choice to Pittsburgh
- 2b. Martin, Billy, E. Georgia Tech (from Los Angeles Rams)
- 2c. Crain, Pat, HB, Clemson (from PIT)
3. Blanks, Sid, HB, Texas A&I
- 4a. Budka, Frank, HB, Notre Dame
- 4b. Reilly, Mike, LB, Iowa (from MIN)
5. Conners, Dan, T, Miami (FL)
6. Jones, Jimmy, E. Wisconsin
7. Logan, Chuck, E. Northwestern
8. Rakestraw, Larry, QB, Georgia
9. Wilkinson, Jay, HB, Duke
10. Brown, Mike, B. Delaware
11. Leeuwenberg, Dick, T. Stanford
12. Horton, Bob, FB, Boston University
13. Webb, Cloyd, E. Iowa
14. Francisco, Kent, T, UCLA
15. Burman, George, T, Northwestern
16. Butler, Roderick, HB, E. Illinois
17. Kasapis, Constantinos, T, Iowa
18. Batts, Bob, HB, Texas Southern
19. Whitehead, Jim, T, Georgia
20. Niglio, Dick, FB, Yale

1965 (Nov 28, 1964)

- 1a. Butkus, Dick, LB, Illinois (from PIT)
- 1b. Sayers, Gale, HB, Kansas
- 1c. DeLong, Steve, T, Tennessee (from Washington)
2. Choice to Cleveland
3. Choice to Cleveland
4. Nance, Jim, FB, Syracuse
5. Choice to Los Angeles Rams
6. Carey, Tony, HB, Notre Dame
- 7a. Gordon, Dick, HB, Michigan State
- 7b. Sutton, Mickey, B. Auburn (from Washington)
8. Schweda, Brian, T, Kansas
9. Ambrusko, Ken, B, Maryland
10. Murphy, Dennis, T, Florida
11. Cornish, Frank, T, Grambling
12. Cox, Steve, T, South Carolina
13. Daniels, Dave, T, Florida A&M
14. Pivcec, Dave, E, Notre Dame
15. Robinson, Art, B, Cal St.-LA
16. Pitts, Frank, E, Southern
17. LaFramboise, Tom, QB, Louisville
18. Schwager, Mike, T, Maryland
19. Bobich, Lou, K, Michigan State
20. Kurek, Ralph, FB, Wisconsin

1966 (Nov 27, 1965)

1. Rice, George, T, LSU
2. Brown, Charlie, DB, Syracuse
3. Pickens, Bob, T, Nebraska
- 4a. Jackson, Randy, T, Florida (from PIT)
- 4b. Buffone, Doug, LB, Louisville
5. Choice to Minnesota
- 6a. Brewster, Dennis, T, BYU (from WAS)
- 6b. McRae, Franklin, DT, Tennessee State
7. Myer, Ron, QB, South Dakota State
8. McFalls, Doug, DB, Georgia
9. Greenlee, Fritz, E, Arizona

10. Burnett, Bobby, HB, Arkansas
11. Owens, Terry, E, Jacksonville State
12. Page, Wayne, DE, Clemson
13. Becker, Wayne, T, Montana
14. Buckner, Mike, DB, Northwestern
15. Kollman, Jim, G, Oregon
16. Senkbeil, Lynn, LB, Nebraska
17. Gentry, Curtis, DB, Md-E Shore
18. Kines, Charley, T, Michigan
19. Haberer, Roger, HB, Eastern Illinois
20. Sellers, Goldie, HB, Grambling

1967 (March 14)

1. Phillips, Loyd, DE, Arkansas
2. Jones, Bob, DB, San Diego State
3. Lyle, Gary, HB, George Washington
- 4a. Dodd, Al, DB, N'western St. (LA)
- 4b. Greenlee, Tom, DB, Washington (from Los Angeles Rams)
5. Alford, Bruce, K, TCU
- 6a. Carter, Virgil, QB, BYU
- 6b. Kriewald, Doug, G, West Texas State
7. Truitt, John, E, Indiana State
- 8a. Murphy, Roger, E, Northwestern
- 8b. Griffin, Jerry, LB, SMU
9. Cass, Greg, C, Washington
10. Choice to Washington
11. Mayo, Earl, HB, Morgan State
12. Green, Bruce, E, Midland Lutheran
13. Carstens, Kaye, DB, Nebraska
14. Nesbitt, Lynn, G, Wake Forest
15. Oakes, Terry, DE, Cal St.-SF
16. Rogers, Bill, DB, Weber State
17. Myers, Jack, LB, Western State (CO)

1968 (Jan. 30-31)

1. Hull, Mike, RB, USC
2. Wallace, Bob, E, Texas-El Paso
- 3a. Hazelton, Major, DB, Florida A&M (from Atlanta)
- 3b. Choice to Dallas
- 4a. Mass, Wayne, T, Clemson
- 4b. Bush, Alan, G, Mississippi (from Los Angeles Rams)
5. Turner, Cecil, FL, Cal Poly-SLO
6. Schmedding, Jim, C, Weber State
7. Holman, Willie, DE, South Carolina St.
8. Bell, Wayne, RB, Lenior-Rhyne
9. Moore, Sam, T, Miss. Valley State
10. Davis, Fred, G, Doane
11. Coady, Rich, TE, Memphis State
12. Vallez, Emilio, LB, New Mexico
13. Dearion, Willie, FL, Pr. View A&M
14. Gargus, Harold, DT, New Mexico State
15. Jaeger, Rich, C, Gustavus Adolphus
16. Murphy, Jim, K, Utah State
17. Layton, Gene, DT, Colorado State

1969 (Jan. 28-29)

1. Mayes, Rufus, T, Ohio State
2. Douglass, Bobby, QB, Kansas State
3. Montgomery, Ross, RB, TCU
4. Redmond, Rudy, DB, Pacific
5. Winegardner, Jim, TE, Notre Dame
6. Nicholson, Bill, DE, Stanford
7. Copeland, Ron, FL, UCLA
8. Hubbell, Webb, G, Arkansas
9. Aluise, Joe, RB, Arizona

10. Pearson, Ron, TE/LB, Maryland
11. Campbell, Sam, DT, Iowa State
12. Hale, Dave, DE, Ottawa
13. Quinn, Tom, DB, Notre Dame
14. Ehrig, Ronnie, DB, Texas
15. Coble, Bob, P, Kansas State
16. Stydahar, Dave, G, Purdue
17. Long, Bob, SE, Texas A&M

1970 (Jan. 27-28)

1. Choice to Green Bay
2. Choice to Dallas
3. Farmer, George, WR, UCLA
- 4a. Larson, Lynn, T, Kansas State
- 4b. Brunsbacher, Ross, LB, Texas A&M (from Los Angeles Rams)
5. Choice to New Orleans
- 6a. Cutburth, Bobby, QB, Oklahoma St.
- 6b. Curchin, Jeff, T, Florida State (from St. Louis)
7. Choice to Philadelphia
8. Stephenson, Dana, DB, Nebraska
9. Cole, Linzy, WR, TCU
10. Holloway, Glen, G, North Texas State
11. Rose, Ted, TE, N Michigan
12. Davis, Butch, DB, Missouri
13. Gunn, Jimmy, DB, USC
14. Morgan, Jim, WR, Henderson State
15. Abraira, Phil, DB, Florida State
16. Helterbran, Bob, G, North Texas St.
17. Brunson, Joe, DT, Furman

1971 (Jan. 28-29)

1. Moore, Joe, RB, Missouri
- 2a. Harrison, Jim, RB, Missouri (from NO)
- 2b. Ford, Charles, DB, Houston
- 3a. McGee, Tony, DE, Bishop
- 3b. Newton, Bob, T, Nebraska (from Los Angeles Rams)
4. Moore, Jerry, DB, Arkansas
5. Choice to San Francisco
6. Thomas, Earl, TE, Houston (from BUF)
7. Lee, Buddy, QB, LSU
- 7b. Ferris, Dennis, RB, Pittsburgh (from Los Angeles Rams)
8. Weiss, Karl, T, Vanderbilt
9. McClain, Lester, WR, Tennessee
10. Rowden, Larry, LB, Houston
11. Hardly, Cliff, DB, Michigan State
12. Booras, Steve, DE, Mesa J.C.
13. Nicholas, Ed, T, N Carolina State
14. Lewis, Willie, RB, Arizona
15. Maciejowski, Ron, QB, Ohio State
16. Bailey, Sid, DE, Texas-Arlington
17. Garganes, Ray, LB, Millersville

1972 (Feb 1-2)

- 1a. Antoine, Lionel, T, Southern Illinois (from New York Giants)
- 1b. Clemmons, Craig, DB, Iowa
2. Choice to Philadelphia
3. Musso, Johnny, RB, Alabama
4. Choice to Los Angeles Rams
5. Parsons, Bob, TE, Penn State
- 6a. Pifferini, Bob, LB, UCLA (from CIN)
- 6b. Choice to Green Bay
- 7a. Fassel, Jim, QB, Long Beach State
- 7b. Osborne, Jim, DT, Southern (from DAL)

8. Wirtz, Ralph, WR, North Dakota St.
9. Horton, Larry, DE, Iowa
10. Turnbull, Jack, C, Oregon State
11. Wimberly, Ed, DB, Jackson State
12. Neill, Doug, RB, Texas A&M
13. Rood, Jay, T, South Dakota-Sfield
14. Brown, Bob, WR, Rice
15. Lawson, Roger, RB, W. Michigan
16. McKinney, Bill, LB, West Texas State
17. Dickinson, LeVerne, DB, Southern

1973 (Jan. 30-31)

1. Chambers, Wally, DE, E. Kentucky
- 2a. Huff, Gary, QB, Florida State
- 2b. Hrivnak, Gary, DT, Purdue (from DAL)
3. Choice to Detroit
4. Choice to Baltimore
- 5a. Ellis, Allan, DB, UCLA (from PHI)
- 5b. Choice to San Francisco
6. Creaney, Mike, TE, Notre Dame
7. Choice to Los Angeles Rams
8. Graham, Conrad, DB, Tennessee
9. Deutsch, Mike, RB, North Dakota
10. Barry, Bill, WR, Mississippi
11. Seigler, Ed, K, Clemson
12. Griffin, Mike, G, Arkansas
13. Cieszkowski, John, RB, Notre Dame
14. Juenger, Dave, WR, Ohio University
15. Rives, Don, LB, Texas Tech
16. Hart, Bill, C, Michigan
17. Roach, Larry, DB, Oklahoma

1974 (Jan. 29-30)

- 1a. Bryant, Waymond, LB, Tennessee St.
- 1b. Gallagher, Dave, DL, Michigan (from Washington)
2. Choice to New England
- 3a. Wheeler, Wayne, WR, Alabama (from San Diego)
- 3b. Horton, Greg, GT, Colorado
- 3c. Taylor, Cliff, RB, Memphis State (from New England)
4. Choice to Pittsburgh
5. Choice to Philadelphia
6. Choice to Green Bay
7. Ettinger, Jack, WR, Arkansas
- 8a. Chadwick, Alan, QB, E. Tennessee St.
- 8b. Grandberry, Ken, RB, Washington (from New England)
9. Choice to Miami
10. Choice to Cleveland
11. Hodgins, Norm, DB, LSU
12. Sevy, Jeff, DT, California
13. Barnes, Joe, QB, Texas Tech
14. Vellano, Paul, DT, Maryland
15. Alexander, Oliver, TE, Grambling
16. Geist, Randy, DB, Colorado
17. Holland, Craig, QB, Texas-Arlington

1975 (Jan. 28-29)

1. Payton, Walter, RB, Jackson State
2. Hartenstine, Mike, DE, Penn State
3. Choice to Baltimore
4. Livers, Virgil, DB, Western Kentucky
- 5a. Choice to Washington
- 5b. Sorey, Revie, G, Illinois (from NO)
- 6a. Avellini, Bob, QB, Maryland
- 6b. Hicks, Tom, LB, Illinois

(from Los Angeles Rams)

- 7a. Choice to Baltimore
- 7b. Douthitt, Earl, DB, Iowa (from WAS)
- 8a. Choice to Baltimore through Denver
- 8b. Harris, Joe, LB, Georgia Tech (from NE)
9. Stillwell, Roger, DT, Stanford
- 10a. Choice to Miami
- 10b. Julius, Mike, G, St. Thomas (MN) (from LAR)
11. Dean, Mike, K, Texas
12. Plank, Doug, DB, Ohio State
13. McDaniel, Charles, RB, La. Tech
14. Hartfield, Walter, RB, SW Texas St.
15. Marcantonio, Steve, WR, Miami (FL)
16. Beckman, Witt, WR, Miami (FL)
17. Harper, Roland, RB, Louisiana Tech

1976 (April 8-9)

- 1a. Lick, Dennis, T, Wisconsin (from GB)
- 1b. Choice to Detroit
2. Choice to Pittsburgh
- 3a. Baschnagel, Brian, WR, Ohio State (from New England)
- 3b. Choice to Detroit
- 4a. Sciarra, John, DB, UCLA
- 4b. Rhodes, Wayne, DB, Alabama (from Detroit)
5. Choice to Baltimore
- 6a. Jiggetts, Dan, T, Harvard (from CLE)
- 6b. Choice forfeited
7. Muckensturm, Jerry, LB, Arkansas St.
8. Choice to Oakland
9. Choice to Philadelphia
10. Choice to Washington
11. Andersen, Norm, WR, UCLA
12. O'Leary, John, RB, Nebraska
13. Kasowski, Dale, RB, North Dakota
14. Cuie, Ron, RB, Oregon State
15. Meyers, Jerry, DT, Northern Illinois
16. Parker, Ronald, TE, TCU
17. Malham, Mike, LB, Arkansas State

1977 (May 3-4)

1. Albrecht, Ted, T, California
2. Spivey, Mike, DB, Colorado
- 3a. Earl, Robin, RB, Washington (from New York Giants)
- 3b. Choice to Miami
4. Choice to Pittsburgh
5. Choice to Oakland
- 6a. Evans, Vince, QB, USC (from TB)
- 6b. Choice to Philadelphia
7. Butler, Gerald, WR, Nicholls St.
8. Choice to New York Jets
9. Buonamici, Nick, DT, Ohio State
10. Breckner, Dennis, DE, Miami (FL)
11. Zelencik, Connie, C, Purdue
12. Irvin, Terry, DB, Jackson State

1978 (May 2-3)

1. Choice to LA Rams
2. Choice to San Francisco
3. Shearer, Brad, DT, Texas
4. Choice to Kansas City
5. Choice to Cincinnati
- 6a. Skibinski, John, RB, Purdue (from KC)
- 6b. Ieremia, Mekeli, DE, BYU

7. Jones, Herman, WR, Ohio State
8. Freitas, George, TE, California
9. Martin, Mike, LB, Kentucky
10. Zambiasi, Ben, LB, Georgia
11. Underwood, Walt, DE, USC
12. Sibley, Lew, LB, LSU

1979 (May 3-4)

- 1a. Hampton, Dan, DT, Arkansas (from Tampa Bay)
- 1b. Harris, Al, DE, Arizona State
2. Watts, Rickey, WR, Tulsa
3. McClendon, Willie, RB, Georgia
4. Choice to Cincinnati
5. Choice to Dallas
6. Sullivan, John, LB, Illinois
7. Kunz, Lee, LB, Nebraska
8. Moss, Rick, DB, Purdue
9. Heavens, Jerome, RB, Notre Dame
10. Restic, Joe, DB, Notre Dame
11. Wright, Bob, T, Cincinnati
12. Becker, Dave, DB, Iowa

1980 (April 29-30)

1. Wilson, Otis, LB, Louisville
2. Suhey, Matt, RB, Penn State
3. Choice to Dallas
4. Thompson, Arland, G, Baylor
5. Tabor, Paul, C, Oklahoma
6. Guess, Mike, DB, Ohio State
7. Tolbert, Emanuel, WR, SMU
8. Clark, Randy, G, Northern Illinois
9. Schonert, Turk, QB, Stanford
10. Stephens, Willie, DB, Texas Tech
11. Judge, Chris, DB, TCU
12. Fisher, Robert, TE, SMU

1981 (April 28-29)

1. Van Horne, Keith, T, USC
- 2a. Singletary, Mike, LB, Baylor (from SF)
- 2b. Choice to San Francisco
3. Margerum, Ken, WR, Stanford
4. Bell, Todd, DB, Ohio State
5. Choice to San Francisco
6. Henderson, Reuben, DB, So. Dak St.
7. Fisher, Jeff, DB, USC
8. Zettek, Scott, DT, Notre Dame
9. Ditta, Frank, G, Baylor
10. Clifford, Tim, QB, Indiana
11. Johnson, Lonnie, RB, Indiana
12. Shupryt, Bob, LB, New Mexico

1982 (April 27-28)

1. McMahon, Jim, QB, BYU
2. Choice to Tampa Bay
3. Wrightman, Tim, TE, UCLA
4. Gentry, Dennis, RB, Baylor
- 5a. Harnett, Perry, G, SMU
- 5b. Tabor, Dennis, DB, Duke (from SD)
6. Becker, Kurt, G, Michigan
7. Waechter, Henry, DT, Nebraska
8. Doerger, Jerry, T, Wisconsin
9. Hatchett, Mike, DB, Texas
10. Turner, Joe, DB, USC
11. Boliiaux, Guy, LB, Wisconsin
12. Young, Ricky, LB, Oklahoma State

1983 (April 26-27)

- 1a. Covert, Jim, T, Pittsburgh
- 1b. Gault, Willie, WR, Tennessee (from Tampa Bay)
2. Richardson, Mike, DB, Arizona State
3. Duerson, Dave, DB, Notre Dame
- 4a. Thayer, Tom, C, Notre Dame
- 4b. Dunsmore, Pat, TE, Drake (from SD)
5. Choice to New England
6. Choice to Cleveland
7. Choice to Cleveland
- 8a. Dent, Richard, DE, Tennessee State
- 8b. Bortz, Mark, DT, Iowa (from SD)
- 9a. Fada, Rob, G, Pittsburgh
- 9b. Zavagnin, Mark, LB, Notre Dame (from Cleveland)
10. Hutchison, Anthony, RB, Texas Tech
11. Worthy, Gary, RB, Wilmington
- 12a. Williams, Oliver, WR, Illinois (from SF)
- 12b. Choice to San Diego

1984 (May 1-2)

1. Marshall, Wilber, LB, Florida
2. Rivera, Ron, LB, California
3. Humphries, Stefan, G, Michigan
4. Andrews, Tom, G, Louisville
5. Choice to Washington
6. Choice to Dallas
7. Robertson, Nakita, RB, Cent. Arkansas
8. Anderson, Brad, WR, Arizona
- 9a. Choice to San Francisco
- 9b. Casale, Mark, QB, Montclair State (from CLE)
- 10a. Vestman, Kurt, TE, Idaho
- 10b. Gayle, Shaun, DB, Ohio State (from CLE)
- 11a. Choice to LA Rams
- 11b. Butkus, Mark, DT, Illinois (from CLE)
- 12a. Choice to Miami
- 12b. Jordan, Donald, RB, Houston (from CLE)

1985 (April 30 - May 1)

1. Perry, William, DT, Clemson
2. Phillips, Reggie, DB, SMU
3. Maness, James, WR, TCU
4. Butler, Kevin, K, Georgia
5. Choice to New York Jets
6. Choice to LA Rams
7. Bennett, Charles, DE, SW Louisiana
8. Buxton, Steve, T, Indiana State
9. Sanders, Thomas, RB, Texas A&M
10. Coryatt, Pat, DT, Baylor
11. Morrissey, Jim, LB, Michigan State
12. Choice to San Diego

1986 (April 29-30)

1. Anderson, Neal, RB, Florida
2. Jackson, Vestee, DB, Washington
3. Williams, David, WR, Illinois
4. Blair, Paul, T, Oklahoma State
5. Barnes, Lew, WR, Oregon
6. Powell, Jeff, RB, Tennessee
7. Jones, Bruce, DB, North Alabama
8. Douglass, Maurice, DB, Kentucky
9. Teltschik, John, P, Texas
10. Hundley, Barton, DB, Kansas State
11. Kozlowski, Glen, WR, BYU
12. Choice to San Diego

1987 (April 28-29)

1. Harbaugh, Jim, QB, Michigan
2. Morris, Ron, WR, SMU
3. Choice to Cleveland through LA Rams for Doug Flutie
- 4a. Smith, Sean, DE, Grambling (from Los Angeles Rams)
- 4b. Choice to LA Raiders
- 5a. Bryan, Steve, DE, Oklahoma (from Houston)
- 5b. Johnson, Will, LB/DE, NE Louisiana
- 6a. Adickes, John, C, Baylor (from Los Angeles Raiders)
- 6b. Choice to Los Angeles Rams
7. Harris, Archie, T, William & Mary
8. Migliazzo, Paul, LB, Oklahoma
9. Heimuli, Lakei, FB, BYU
10. Chapura, Dick, DT, Missouri
11. Jessie, Tim, RB, Auburn
12. Jeffries, Eric, DB, Texas

1988 (April 24-25)

- 1a. Muster, Brad, FB, Stanford
- 1b. Davis, Wendell, WR, LSU (from WAS for Wilber Marshall)
2. Jones, Dante, LB, Oklahoma
3. Jarvis, Ralph, DE, Temple
4. Thornton, Jim, TE, Cal. St.-Fullerton
5. Johnson, Troy, LB, Oklahoma
6. Stinson, Lemuel, CB, Texas Tech
7. Rentie, Caesar, T, Oklahoma
- 8a. Tate, David, S, Colorado (from NE for Doug Flutie)
- 8b. Reed, Harvey, RB, Howard
9. Magee, Rogie, WR, LSU
10. Porter, Joel, T, Baylor
11. Forch, Steve, LB, Nebraska
12. Clark, Greg, LB, Arizona State

1989 (April 23-24)

- 1a. Woolford, Donnell, DB, Clemson (from LA Raiders for Willie Gault)
- 1b. Armstrong, Trace, DE, Florida (from WAS for Wilber Marshall)
- 1c. (To Miami for Dolphins' 2nd and 3rd-round picks)
- 2a. Roper, John, LB, Texas A&M (from MIA for CHI first-round pick)
- 2b. Zawatson, Dave, T, California
- 3a. Fontenet, Jerry, C, Texas A&M (from MIA for CHI first-round pick)
- 3b. Choice to Philadelphia
- 4a. Paul, Markus, S, Syracuse (from LA Raiders for fourth- and sixth-rounders)
- 4b. Choice to WAS through LA Raiders
- 5a. Green, Mark, RB, Notre Dame (from PHI)
- 5b. Gilbert, Greg, LB, Alabama
6. Choice to LA Raid with CHI fourth for Raiders' fourth
- 7a. Brothers, Richard, S, Arkansas (from PHI)
- 7b. Snyder, Brent, QB, Utah State
- 8a. Woods, Tony, DT, Oklahoma (from PHI)
- 8b. Dyko, Chris, T, Washington State

- 9a. Harper, LaSalle, LB, Arkansas (from PHI)
- 9b. Sanders, Byron, RB, Northwestern
- 10a. Millikan, Todd, TE, Nebraska (from PHI)
- 10b. Simpson, John, WR, Baylor
- 11a. Nelms, Joe, DT, California (from PHI)
- 11b. Streeter, George, S, Notre Dame
- 12a. Weygand, Freddy, WR, Auburn (from PHI)
- 12b. Phillips, Anthony, G, Oklahoma

1990 (April 22-23)

1. Carrier, Mark, S, USC
- 2a. Washington, Fred, DT, TCU
- 2b. Cox, Ron, LB, Fresno State (from SD in McMahon trade)
- 3a. Ryan, Tim, DT, USC
- 3b. Willis, Peter Tom, QB, Florida State (from Raiders in Willie Gault trade)
4. Moss, Tony, WR, LSU
5. Chaffey, Pat, FB, Oregon State
6. Mangum, John, DB, Alabama
- 7a. Choice to LA Raiders
- 7b. Anderson, Bill, C, Iowa (from Raiders for CHI seventh-round pick)
8. Rouse, James, RB, Arkansas
9. Bailey, Johnny, RB, Texas A&I
10. Price, Terry, DT, Texas A&M
- 11a. White, Brent, DE, Michigan
- 11b. Matusz, Roman, T, Pittsburgh (from Raiders for CHI seventh-round pick)
12. Cooney, Anthony, DB, Arkansas

1991 (April 21-22)

1. Thomas, Stan, T, Texas
2. Zorich, Chris, DT, Notre Dame
3. Gardocki, Chris, P/K, Clemson
4. Johnson, Joe, CB, NC State
5. Morgan, Anthony, WR, Tennessee
6. Lewis, Darren, RB, Texas A&M
7. Justin, Paul, QB, Arizona State
8. Horton, Larry, DB, Texas A&M
9. Stonebreaker, Michael, LB, No. Dame
10. Backes, Tom, DE, Oklahoma
11. Long, Stacy, G, Clemson
12. Cook, John, DT, Washington

1992 (April 26-27)

1. Spellman, Alonzo, DT, Ohio State
2. Auzenne, Troy, T, California
3. Lincoln, Jeremy, CB, Tennessee
4. Furrer, Will, QB, Virginia Tech
5. Harrison, Todd, TE, NC State
6. Berry, Mark, DB, Texas
7. Brown III, John, WR, Houston
8. Choice to NY on 8/18/91 for Ron Mattes
9. Jurkovic, Mirko, G, Notre Dame
10. Fisher, Nikki, FB, Virginia
11. Age, Louis, T, SW Louisiana
12. Wilson, Chris, LB, Oklahoma

1993 (April 25-26)

- Conway, Curtis, WR/KR, USC
- Simpson, Carl, DT, Florida State
- Gedney, Chris, TE, Syracuse
- Choice to Indianapolis for fourth- and sixth-round picks
- Perry, Todd, G, Kentucky (from CLE in Jay Hilgenberg trade)
- Baker, Myron, LB, La. Tech (from IND)
- Fontenot, Al, DE, Baylor (from GB for CHI 5th & 6th from IND)
- Traded with 6th-round pick to GB for 4th-round
- Hoffmann, Dave, MLB, Washington
- Johnson, Keshon, CB, Arizona
- To Seattle for restricted free agent Joe Cain

1994 (April 24-25)

- Thierry, John, DE, Alcorn State
- Spears, Marcus, T, NW St. (LA)
- Flanigan, Jim, DT, Notre Dame
- Harris, Raymont, FB, Ohio State
- (from Dallas on 8/17/93 with V. Smith and Minter for Roper, Blackwell, and Paul; traded to PIT 10/19/93 for RB Tim Worley)
- Hill, Lloyd, WR, Texas Tech
- Collier, Dennis, S, Colorado

1995 (April 22-23)

- Salaam, Rashaan, RB, Colorado
- Riley, Pat, DL, Miami (FL)
- Sauerbrun, Todd, P, West Virginia (from Miami on 4/4/95 for Trace Armstrong)
- Harris, Sean, LB, Arizona
- Pilgrim, Evan, G, BYU (from Miami for Trace Armstrong)
- Jackson, Jack, WR, Florida
- (To Pittsburgh on 4/29/94 for Jeff Graham)
- Gales, Kenny, CB, Wisconsin
- Reeves, Carl, DE, North Carolina St. (from Dallas 8/17/93)
- Cox, Jamal, LB, Georgia Tech

1996 (April 20-21)

- Harris, Walt, CB, Miss. St. (from STL)
- (To STL with third- and sixth-round picks for first-round pick)
- Engram, Bobby, WR, Penn St.
- (Traded to STL with CHI first- and sixth-round picks)
- Grasmanis, Paul, DT, Notre Dame
- Villarrial, Chris, C/G, Indiana (PA)
- Clark, Jon, T, Temple
- (To STL - CHI got pick from DAL in Jim Schwantz trade 8/28/94)
- Keyes, Marcus, DT, North Alabama
- Hicks, Michael, RB, So. Car. State (Compensatory pick)

1997 (April 19-20)

- (To SEA for QB Rick Mirer and 1997 4th round pick)
- Allred, John, TE, USC (From St. Louis for 1997 2nd and 6th

round picks)

- Sapp, Bob, G, Washington
- Autry, Darnell, RB, Northwestern (From Seattle in Mirer trade)
- Robinson, Marcus, WR, So. Carolina
- Hiles, Van, S, Kentucky
- (To STL in 1997 2nd round pick swap)
- Swayda, Shawn, DE, Arizona State (Compensatory pick)
- Parker, Ricky, S, San Diego State (Compensatory pick)
- Hogans, Richard, LB, Memphis (Compensatory pick)
- Miano, Mike, DT, SW Mo. State
- Thomas, Marvin, DE, Memphis (Compensatory pick)

1998 (April 18-19)

- Enis, Curtis, RB, Penn State
- Parrish, Tony, S, Washington
- Kreutz, Olin, C-G, Washington
- Mayes, Alonzo, TE, Oklahoma State
- (Pick traded to Kansas City for WR Chris Penn)
- Draft, Chris, LB, Stanford
- Mannelly, Patrick, T, Duke (Compensatory pick)
- (Pick traded to Jacksonville for OL Jimmy Herndon)
- Overhauser, Chad, G, UCLA (Pick from SF for LB Anthony Peterson)
- Moreno, Moses, QB, Colorado State (Compensatory pick)

1999 (April 17-18)

- (To WAS for first-, third-, fourth- and fifth-round picks and a third-round pick in 2000)
- McNown Cade, QB, UCLA (from Washington)
- (To WAS for second- and fifth-round picks)
- (To OAK with fourth-rounder for second-, third- and fourth-round picks)
- Davis, Russell, DL, North Carolina (from Oakland)
- Tucker, Rex, OL, Texas A&M
- Bates, D'Wayne, WR, Northwestern (from Washington)
- Booker, Marty, WR, NW Louisiana (from Oakland)
- Holdman, Warrick, LB, Texas A&M (from Washington)
- Colvin, Rosevelt, DE, Purdue (from Oakland)
- (To San Diego in 6/98 for Sean Lee)
- Wisne, Jerry, OL, Notre Dame (from Washington)
- Samuel, Khari, LB, UMass (from Washington)
- Azumah, Jerry, CB, New Hampshire (from Kansas City)
- (To Cleveland for sixth- and seventh-round picks)
- Cook, Rashard, S, USC (from Cleveland)

- (To Cleveland for two seventh-round picks)
- (To Green Bay for Glyn Milburn)
- Sanford, Sulecio, WR, Mid. Tenn. St. (from Cleveland)
- Finn, Jim, FB, Pennsylvania (from Cleveland)

2000 (April 15-16)

- Urlacher, Brian, LB, New Mexico
- Brown, Mike, S, Nebraska
- White, Dez, WR, Georgia Tech
- Lyman, Dustin, TE, Wake Forest (from Washington)
- (to STL for fourth-, fifth- and seventh-round picks)
- Austin, Reggie, CB, Wake Forest (from St. Louis)
- (to New Orleans for WR Eddie Kennison)
- (to San Francisco for sixth- and seventh-round picks)
- Murphy, Frank, RB, Kansas State (from San Francisco)
- Edinger, Paul, K, Michigan State
- (to Cleveland with another seventh for three seventh-rounders)
- (to Tennessee for LB Lemanski Hall)
- Cotton, James, DE, Ohio State (from Cleveland)
- (to Miami for P Brent Bartholomew)
- Green, Michael, S, NW St. (LA) (from Cleveland)

2001 (April 21-22)

- Terrell, David, WR, Michigan
- Thomas, Anthony, RB, Michigan
- Gandy, Mike, OG, Notre Dame
- Riley, Karon, DE, Minnesota
- Robertson, Bernard, OG, Tulane
- (to SF for DB R.W. McQuarters)
- Capel, John, WR, Florida

2002 (April 20-21)

- Colombo, Marc, OT, Boston Coll. (to Dallas)
- Williams, Roosevelt, CB, Tuskegee (from Dallas)
- Metcalf, Terrence, T-G, Mississippi
- Brown, Alex, DE, Florida
- Gray, Bobby, SS, Louisiana Tech (from Dallas)
- Knight, Bryan, LB, Pittsburgh
- Peterson, Adrian, RB, Ga. Southern (from Miami)
- Elliott, Jamin, WR, Delaware
- Fletcher, Bryan, TE, UCLA (Compensatory)
- (to Miami)

2003 (April 26-27)

- Haynes, Michael, DE, Penn State (from New England through Buffalo)
- Grossman, Rex, QB, Florida (from NY Jets)
- Tillman, Charles, CB, La-Lafayette
- Briggs, Lance, LB, Arizona
- Johnson, Todd, FS, Florida

- 4b. Scott, Ian, DT, Florida (from NY Jets)
- 5a. Wade, Bobby, WR, Arizona
- 5b. Gage, Justin, WR, Missouri (from Jacksonville)
- 5c. LaFavor, Tron, DT, Florida (Compensatory)
- 6a. Odum, Joe, LB, Purdue (from Miami)
- 6b. Forsey, Brock, RB, Boise State (Compensatory)
- 7. Anderson, Bryan, G, Pittsburgh (Compensatory)

2004 (April 24-25)

- 1. Harris, Tommie, DT, Oklahoma
- 2. Johnson, Tank, DT, Washington
- 3. Berrian, Bernard, WR, Fresno State
- 4a. Vasher, Nathan, CB, Texas
- 4b. Joe, Leon, LB, Maryland (from SF)
- 5a. Harriott, Claude, DE, Pittsburgh (from San Francisco)
- 5b. Krenzel, Craig, QB, Ohio State
- 6. (to Washington for FB Bryan Johnson)
- 7. Marshall, Alfonso, CB, Miami (FL)

2005 (April 23-24)

- 1. Benson, Cedric, RB, Texas
- 2. Bradley, Mark, WR, Oklahoma
- 3. (to Miami for DE Adewale Ogunleye)
- 4. Orton, Kyle, QB, Purdue
- 5. Currie, Airese, WR, Clemson
- 6. Harris, Chris, S, Louisiana-Monroe
- 7. Wilson, Rodriques, LB, South Carolina

2006 (April 29-30)

- 1. (to Buffalo for second and third-round picks)
- 2a. Manning, Danieal, S, Ab. Christian (from Buffalo)
- 2b. Hester, Devin, CB, Miami (FL)
- 3a. Dvoracek, Dusty, DT, Oklahoma (from Buffalo)
- 3b. (to Carolina for CB Ricky Manning, Jr.)
- 4. Williams, Jamar, LB, Arizona State
- 5. Anderson, Mark, DE, Alabama
- 6a. Runnels, J.D., FB, Oklahoma
- 6b. Reed, Tyler, G, Penn State (from Seattle)
- 7. (to Miami for LB Brendon Ayanbadejo)

2007 (April 28-29)

- 1. Olsen, Greg, TE, Miami (FL)
- 2a. (to San Diego from Washington through NY Jets)
- 2b. Bazuin, Dan, DE, C. Michigan (from SD)
- 2c. (to Green Bay from NY Jets for RB Thomas Jones)
- 3a. Wolfe, Garrett, RB, Northern Illinois (from SD)
- 3b. Okwo, Michael, LB, Stanford
- 4. Beekman, Josh, G, Boston College
- 5a. Payne, Kevin, S, Louisiana-Monroe (from SD)
- 5b. Graham, Corey, DB, New Hampshire
- 6. (to Washington for S Adam Archuleta)
- 7a. McBride, Trumaine, CB, Mississippi (from SF through CLE)
- 7b. Brant, Aaron, T, Iowa State

2008 (April 26-27)

- 1. Williams, Chris, DT, Vanderbilt
- 2. Forté, Matt, RB, Tulane
- 3a. Bennett, Earl, WR, Vanderbilt (from San Francisco)
- 3b. (to San Francisco)
- 3c. Harrison, Marcus, DT, Arkansas (from San Diego)
- 4a. (to Miami)
- 4b. Steltz, Craig, S, LSU (from TB)
- 5a. Bowman, Zackary, CB, Nebraska (from Carolina)
- 5b. (to Dallas through Buffalo and Jacksonville)
- 5c. Davis, Kellen, TE, Michigan State (from SEA through JAX and TB)
- 6. (to Tampa Bay)
- 7a. Baldwin, Ervin, DE, Mich. State (from Miami)
- 7b. Adams, Chester, G, Georgia
- 7c. LaRocque, Joey, LB, Oregon State (Compensatory)
- 7d. Barton, Kirk, T, Ohio State (Compensatory)
- 7e. Monk, Marcus, WR, Arkansas (Compensatory)

2009 (April 26-27)

- 1. (to Denver for QB Jay Cutler)
- 2. (to Seattle)
- 3a. (to Denver for QB Jay Cutler)
- 3b. Gilbert, Jarron, DT, San Jose State (from Seattle)
- 3c. Iglesias, Juaquin, WR, Oklahoma (Compensatory)
- 4a. Melton, Henry, DE, Texas (from Seattle)
- 4b. Moore, D.J., CB, Vanderbilt
- 5a. Knox, Johnny, WR, Ab. Christian (from Denver via Seattle)
- 5b. Freeman, Marcus, LB, Ohio State
- 6. Afalava, Al, S, Oregon State
- 7a. (to TB for G Dan Buening)
- 7b. Louis, Lance, TE, San Diego State (Compensatory)
- 7c. Kinder, Derek, WR, Pittsburgh (Compensatory)

2010 (April 22-24)

- 1. (to Denver for QB Jay Cutler)
- 2. (to Tampa Bay for DE Gaines Adams)
- 3. Wright, Major, S, Florida
- 4. Wootton, Corey, DE, Northwestern
- 5. Moore, Joshua, CB, Kansas State
- 6. LeFevour, Dan, QB, Central Mich.
- 7. Webb, JMarcus, T, West Texas A&M

2011 (April 28-30)

- 1. Carimi, Gabe, T, Wisconsin
- 2a. Paea, Stephen, DT, Oregon State
- 2b. (to Washington for 2nd & 4th rd. picks)
- 3. Conte, Chris, S, California
- 4. (to Washington)
- 5. Enderle, Nathan, QB, Idaho
- 6. Thomas, J.T., LB, West Virginia
- 7. Unga, Harvey, RB, BYU (selected in 2010 Supplemental Draft)

2012 (April 26-28)

- 1. McClellin, Shea, DE, Boise State
- 2. Jeffery, Alshon, WR, South Carolina
- 3a. (to Miami for WR Brandon Marshall from Carolina)
- 3b. Hardin, Brandon, S, Oregon State
- 4. Rodriguez, Evan, TE, Temple (to St. Louis)
- 5. Frey, Isaiah, CB, Nevada
- 7. McCoy, Greg, CB, TCU

2013 (April 25-27)

- 1. Long, Kyle, G, Oregon
- 2. Bostic, Jonathan, LB, Florida
- 3. (to Miami for WR Brandon Marshall from Carolina)
- 4. Greene, Khaseem, LB, Rutgers
- 5a. (to Atlanta for 5b)
- 5b. Mills, Jordan, T, Louisiana Tech
- 6. Washington, Cornelius, DE, Georgia
- 7. (to NE for Brian Price from TB)
- 7b. (from Atlanta) Wilson, Marquess, WR, Wash. St.

2014 (May 8-10)

- 1. Fuller, Kyle, CB, Virginia Tech
- 2. Ferguson, Ego, DT, LSU
- 3. Sutton, Will, DT, Arizona State
- 4a. Carey, KaDeem, RB, Arizona
- 4b. Vereen, Brock, S, Minnesota (from Denver)
- 5. (to Denver for 4th and 7th)
- 6a. Fales, David, QB, San Jose State
- 6b. O'Donnell, Pat, P, Miami (FL) (from Tampa Bay for T Gabe Carimi)
- 7a. (to Dallas for TE Dante Rosario)
- 7b. Leno, Charles, T, Boise State (from Denver)

2015 (April 30 - May 2)

- 1. White, Kevin, WR, West Virginia
- 2. Goldman, Eddie, DT, Florida State
- 3. Grasu, Hroniss, C, Oregon
- 4. Langford, Jeremy, RB, Michigan St.
- 5a. Amos, Adrian, S, Penn State (from NY Jets for WR B. Marshall)
- 5b. (to Denver)
- 6. Fabuluje, Tayo, G, TCU
- 7. (to NY Jets for WR Brandon Marshall)

2016 (April 28-30)

- 1a. Floyd, Leonard, LB, Georgia (from TB)
- 1b. (to Tampa Bay)
- 2a. (to Buffalo)
- 2b. (to Buffalo to Seattle)
- 2c. Whitehair, Cody, G, Kansas St. (from Seattle)
- 3. Bullard, Jonathan, DE, Florida
- 4a. (to Tampa Bay)
- 4b. Kwiatkoski, Nick, LB, West Virginia (from LA Rams)
- 4c. (from Buffalo to LA Rams)
- 4d. Bush, Deon, CB, Miami (FL) (from Seattle)
- 4e. Hall, Deiondre', CB, Northern Iowa (from NE for TE Martellus Bennett)
- 5. Howard, Jordan, RB, Indiana
- 6a. Houston-Carson, DeAndre, S, William

& Mary

- 6b. (from NE for LB Jonathan Bostic; back to NE in TE Martellus Bennett trade)
- 6c. (from Carolina for DE Jared Allen to LA Rams)
- 7. Braverman, Daniel, WR, W. Michigan

2017 (April 27-29)

- 1. Trubisky, Mitchell, QB, North Carolina (from San Francisco)
- 1a. (to San Francisco)
- 2. Shaheen, Adam, TE, Ashland (from Arizona)
- 3. (to San Francisco)
- 4a. (to San Francisco)
- 4b. Jackson, Eddie, DB, Alabama (from Buffalo)
- 4c. Cohen, Tarik, RB, North Carolina A&T (from Arizona)
- 5. Morgan, Jordan, OL, Kutztown, Pa.
- 6. (to Los Angeles Rams)
- 7. (to Arizona)

2018 (April 26-28)

- 1. Smith, Roquan, LB, Georgia
- 2a. Daniels, James, OL, Iowa
- 2b. Miller, Anthony, WR, Memphis (to San Francisco)
- 4a. (to New England)
- 4b. Iyiegbuniwe, Joel, LB, W. Kentucky
- 5. Nichols, Bilal, DL, Delaware
- 6. Fitts, Kylie, LB, Utah
- 7. Wims, Javon, WR, Georgia

2019 (April 25-27)

- 1. (to Oakland)
- 2. (to New England)
- 3a. Montgomery, David, RB Iowa State
- 3b. (to New England)
- 4. Ridley, Riley, WR, Georgia
- 5. (to New England)
- 6. Shelley, Duke, CB, Kansas St. (from NE)
- 7a. Whyte, Kerrith, RB, FAU (from PHI)
- 7b. Denmark, Stephen, CB, Valdosta St.

2020 (April 23-25)

- 1. (to Oakland)
- 2a. Kmet, Cole, TE, Notre Dame (from Raiders)
- 2b. Johnson, Jaylon, CB, Utah
- 3. (to Raiders)
- 4a. (to New England)
- 4b. (compensatory pick traded to JAX)
- 5a. Gipson, Trevis, OLB, Tulsa (from CLE)
- 5b. Vildor, Kindle, DB, Georgia Southern
- 5c. Mooney, Darnell, WR, Tulane (from Philadelphia)
- 6. (to Philadelphia)
- 7a. Hambright, Arlington, OL, Colorado (from Las Vegas)
- 7b. Simmons, Lachavious, OL, Tennessee State (from Indianapolis)
- 7c. (to Philadelphia)

2021 (April 29-May 1)

- 1. Fields, Justin, QB, Ohio State (from NY Giants)
- 2a. Jenkins, Teven, OL, Oklahoma State (from Carolina)
- 2b. (to Carolina)
- 3. (to Carolina)
- 5. (to New York Giants)
- 5b. Borom, Larry, OL, Missouri (from Carolina)
- 6a. (to Carolina)
- 6b. Herbert, Khalil, RB, Virginia Tech (from SEA)
- 6c. Newsome, Dazz, WR, North Carolina
- 6d. Graham Jr, Thomas, DB, Oregon
- 7. Tonga, Khyiris, DL, BYU (from Seattle)

2022 (April 28-April 30)

- 1. (to NY Giants)
- 2a. Gordon, Kyler, DB, Washington
- 2b. Brisker, Jaquan, DB, Penn State (from Chargers)
- 3. Jones Jr., Velus, WR, Tennessee
- 5a. (to Bills)
- 5b. (to Texans)

- 5c. (to Bengals)
- 5d. Jones, Braxton, OL, Southern Utah (from Texans)
- 5e. Robinson, Dominique, DE, Miami (OH) (from Bengals)
- 6a. Thomas, Zachary, OL, San Diego State
- 6b. Ebner, Trestan, RB, Baylor (from Bills)
- 6c. Kramer, Doug, OL, Illinois (from Texans)
- 7a. Carter, Ja'Tyre, OL, Southern (from Bengals)
- 7b. Hicks, Elijah, DB, California (from Chargers)
- 7c. Gill, Trenton, P, NC State (from Chargers)

2023 (April 27-April 29)

- 1a. (to Carolina)
- 1b. (to Philadelphia)
- 1c. Wright, Darnell, OL, Tennessee (from Philadelphia)
- 2a. Dexter Sr., Gervon, DL, Florida (from Baltimore)
- 2b. Stevenson, Tyrique, DB, Miami (from Carolina)
- 3. Pickens, Zacc, DL, South Carolina
- 4a. Johnson, Roschon, RB, Texas
- 4b. Scott, Tyler, WR, Cincinnati (from Philadelphia)
- 5a. Sewell, Noah, LB, Oregon
- 5b. Smith, Terrell, DB, Minnesota (from Baltimore)
- 6. (to Miami)
- 7a. Bell, Travis, DL, Kennesaw State
- 7b. Williamson, Kendall, DB, Stanford (Supplemental)

MOST SELECTED BY POSITION

The following reflects the amount of players selected by the Bears at each position in the first seven rounds of the NFL draft dating back to 1936 (at least two or more selections).

Round 1

Pos	Tot.	Last Selection
RB	16	2005, Cedric Benson
T	13	2011, Gabe Carimi
QB	10	2020, Justin Fields
DE	9	2012, Shea McClellin
B	8	1959, Don Clark

Round 2

Pos	Tot.	Last Selection
CB	12	2023, Tyrique Stevenson
RB	11	2008, Matt Forte
DT	9	2023, Gervon Dexter Sr.
WR	8	2018, Anthony Miller
T	8	2021, Teven Jenkins

Round 3

Pos	Tot.	Last Selection
WR	13	2022, Velus Jones Jr.
G	9	2001, Mike Gandy

B	8	1961, Claude Gibson
DT	8	2023, Zach Pickens
T	7	2002, Terrence Metcalfe

Round 4

Pos	Tot.	Last Selection
DB	12	2017, Eddie Jackson
T	10	1986, Paul Blair
RB	10	2023, Roschon Johnson
G	9	2007, Josh Beekman
LB	9	2018, Joel Iyiegbuniwe

Round 5

Pos	Tot.	Last Selection
WR	8	2020, Darnell Mooney
T	8	2022, Braxton Jones
LB	8	2023, Noah Sewell
G	7	2001, Bernard Robertson
B	6	1961, Keith Lincoln

Round 6

Pos	Tot.	Last Selection
B	14	1961, George Fleming
LB	9	2018, Kylie Fitts
RB	9	2022, Trestan Ebner
T	8	1996, Jon Clark
QB	8	2014, David Fales

Round 7

Pos	Tot.	Last Selection
T	13	2014, Charles Leno
WR	12	2018, Javon Wims
G	9	2022, Ja'Tyre Carter
B	8	1965, Mickey Sutton
CB	8	2023, Kendall Williamson
DE	6	2008, Ervin Baldwin
E	6	1967, John Truitt
LB	6	2008, Joey LaRocque
QB	6	1998, Moses Moreno

This is a list of the jersey numbers and the players who wore them in the regular season (not pre-season or training camp).

1

- Jim Conzelman (1920)
- Paddy Driscoll (1920, 1926-29)
- Jake Lanum (1920-24)
- Oscar Johnson (1924)
- Lee Artoe (1940-43)
- Jeff Jaeger (1996-99)
- Ryan Quigley (2012)
- Mike Nugent (2017)
- Cody Parkey (2018)
- Justin Fields (2021-22)

2

- Joe LeFleur (1922-25)
- Ralph King (1925)
- Link Lyman (1926-34)
- Dick Nesbitt (1930-33)
- Bill Pollock (1935-36)
- Gary Famiglietti (1938-45)
- Doug Flutie (1986)
- Will Furrer (1992)
- Mike Horan (1998)
- Paul Edinger (2000-04)
- Jason Campbell (2012)
- Jordan Palmer (2013)
- Brian Hoyer (2016)
- Cairo Santos (2017, 2020-22)

3

- Ed Sternaman (1920-30)
- Robert Koehler (1920-21)
- Clifford Ashburn (1930)
- Bronko Nagurski (1930-37; 43)
- Albert Johnson (1938)
- Lewis Hamity (1941)
- Dante Magnani (1943, 46, 49)
- Jim Fordham (1944-45)
- Eddie Allen (1947)
- Wally Dreyer (1949)
- RETIRED FOR NAGURSKI

4

- Pard Pearce (1920-22)
- Johnny Bryan (1922-25)
- Joe Sternaman (1922-25; 1927-30)
- Keith Molesworth (1931-38)
- Reino Nori (1938)
- Harry Clarke (1940-43)
- Dante Magnani (1943, 46, 49)
- Frank Maznicki (1942)
- Tip Mooney (1944-46)
- Nick Sacrinty (1947)
- John Roveto (1982)
- Steve Fuller (1984-87)

- Jim Harbaugh (1988-93)
- Steve Walsh (1994-95)
- Moses Moreno (1998)
- Brad Maynard (2001-10)
- Jay Feely (2014)
- Spencer Lanning (2015)
- Connor Barth (2016-17)
- Chase Daniel (2018-19)
- Eddie Jackson (2021-22)

5

- Charley Dressen (1920)
- Ken Huffine (1921)
- Carl Hanke (1922)
- George Bolan (1921-24)
- Laurie Walquist (1922-31)
- Bill Buckler (1926-31)
- George Corbett (1932-38)
- Anton Stolfa (1939)
- Robert MacLeod (1939-40)
- George McAfee (1940-50)
- Billy Stone (1951-54)
- RETIRED FOR McAFEE

6

- Sid Gepford (1920)
- Jim Kendrick (1924)
- Hec Garvey (1922-25)
- Bill Senn (1926-31)
- Bernie Leahy (1932)
- Gene Ronzani (1933-40)
- John Siegal (1939-43)
- Don Kindt (1947-56)
- Hans Nielsen (1981)
- Kevin Butler (1985-95)
- Jay Cutler (2009-16)
- Mark Sanchez (2017)
- Danny Trevathan (2021)
- Kyler Gordon (2022)

7

- George Halas (1920-29)
- Joseph Lintzenich (1930-31)
- John Sisk (1932-36)
- Ernest Rentner (1936-37)
- John Oelerich (1938)
- Edgar Manske (1938-40)
- Bill Geyer (1942)
- Ed Sprinkle (1944-55)
- John Huarte (1972)
- Bob Avellini (1975-84)
- RETIRED FOR HALAS

8

- Leo Johnson (1920)
- Pete Stinchcomb (1921-22)
- Johnny Bryan (1922-25)
- Roy White (1925, 1927-29)
- Carl Brumbaugh (1930-37)
- Al Moore (1932)

- George Grosvenor (1935-36)
- Charles Heileman (1939)
- Hugh Gallarneau (1941-42, 45-47)
- Dante Magnani (1943, 46, 49)
- Bill Glenn (1944-45)
- James Canady (1948-49)
- Vince Evans (1977-83)
- Mauzy Buford (1985-86, 89-91)
- Mike Hohensee (1987)
- Pat O'Neill (1995)
- Carlos Huerta (1996)
- Cade McNown (1999-2000)
- Rex Grossman (2003-08)
- Adam Podlesh (2011-13)
- Jimmy Clausen (2014-15)
- Mike Glennon (2017)
- Tyler Bray (2020)
- N'Keal Harry (2022)

9

- Johnny Bryan (1922-25)
- Roy White (1925, 1927-29)
- Clifford Lemon (1926)
- Walter Holmer (1929-30)
- Paul Franklin (1930-34)
- John Bettridge (1937)
- Ray Buivid (1937-38)
- Bill Osmanski (1939-45)
- Dick Flanagan (1948-49)
- Bob Williams (1951-53)
- William Wade (1961-66)
- Virgil Carter (1977)
- John Roveto (1981)
- Jim McMahon (1982-88)
- Shane Matthews (1993-96, 99-01)
- Chad Hutchinson (2004)
- Robbie Gould (2005-15)
- David Fales (2016)
- Tyler Bray (2018-2019)
- Nick Foles (2020-21)
- Jaquan Brisker (2022)

10

- Burt Ingwerson (1920-21)
- Gus Fetz (1923)
- Oscar Johnson (1924)
- Milton Romney (1925-29)
- Leland Elnes (1929)
- Leo Jensvold (1931)
- Jack Manders (1933-40)
- Arthur Buss (1934-35)
- John Petty (1942)
- Noah Mullins (1946-49)
- Al Campana (1950-53)
- Tom O'Connell (1953)
- Rudy Bukich (1963-68)
- Bobby Douglass (1970-76)
- John Duvic (1987)
- Peter Tom Willis (1990-93)
- Anthony Brooks (1993-94)

HISTORY

Mark Butterfield (1996)
 Jaret Holmes (1999)
 Louie Aguiar (2000)
 Henry Burris (2002)
 Kordell Stewart (2003)
 Doug Brien (2005)
 Richmond McGee (2009)
 Todd Collins (2010)
 Nathan Endelre (2011)
 Olindo Mare (2012)
 Marquess Wilson (2013-16)
 Mitchell Trubisky (2017-20)
 Damiere Byrd (2021)
 Chase Claypool (2022)
 Michael Badgley (2022)

11

Andy Feichtinger (1920-21)
 Oscar Knop (1923-28)
 Leland Elnes (1929)
 Lennon Blackman (1930)
 Link Lyman (1926-28, 30-31, 33-34)
 Harold Ely (1932)
 John Doehring (1932-37)
 Arthur Buss (1934-35)
 Joe Maniaci (1938-41)
 Frank Morris (1942)
 Bill Geyer (1942-43, 46)
 Russ Reader (1947)
 Fred Evans (1948)
 Julie Rykovich (1949-51)
 Jim Haluska (1956)
 Jack Concannon (1967-71)
 Virgil Carter (1976)
 Greg Landry (1984)
 Kevin Brown (1987)
 Brian Gowins (1999)
 Mark Hartsell (2000)
 Jeff Blake (2005)
 Roy Williams (2011)
 Josh Bellamy (2014-16)
 Kevin White (2017-18)
 Darnell Mooney (2020-22)

12

Jerry Jones (1920-21)
 Lou Usher (1921, 23)
 Abe Yourist (1923)
 Link Lyman (1926-28, 30-31, 33-34)
 John Ryan (1929)
 Frank Sullivan (1935-39)
 Anton Stofa (1939)
 Harold Lahar (1941-43)
 Jim Benton (1943)
 Abe Croft (1944-45)
 Walter Lamb (1946)
 Steve Romanik (1950-53)
 Zeke Bratkowski (1954-59)
 Dick Norman (1961-62)
 Larry Rakestraw (1964-67)

Rusty Lisch (1984)
 Steve Bradley (1987)
 Erik Kramer (1994-98)
 Brent Bartholomew (2000)
 Chris Chandler (2002-03)
 Jonathan Quinn (2004)
 Justin Gage (2005-06)
 Caleb Hanie (2009-11)
 Josh McCown (2012-13)
 David Fales (2014-15)
 Matt Barkley (2016)
 Markus Wheaton (2017)
 Allen Robinson II (2018-21)
 Velus Jones Jr. (2022)

13

Guy Chamberlin (1920-21)
 George Trafton (1920-32)
 Joe Stydahar (1936-46)
 Monte Merkel (1942-43)
 Jake Sweeney (1944)
 Frank Ramsey (1945)
 Bob Snyder (1945)
 Thurman Garrett (1947-48)
 Jack Dugger (1949)
 Rick Mirer (1997)
 Johnny Knox (2009-12)
 Rashad Ross (2014)
 Kevin White (2016)
 Kendall Wright (2017)
 Byron Pringle (2022)

14

Kile MacWherter (1920)
 JR Taylor (1921-22)
 Fred Larson (1922)
 Link Lyman (1926-28, 30-31, 33-34)
 Harold Cunningham (1929)
 Frank Don Pauley (1930)
 Lloyd Burdick (1931-32)
 Fred Crawford (1934-35)
 Dick Plasman (1937-41, 44)
 Chuck Drulis (1942)
 George Zorich (1944-46)
 Ed Cifers (1947-48)
 Wayne Hansen (1950-59)
 Willie Thrower (1953)
 Ken Gorgal (1955-56)
 Rudy Bukich (1958-59, 62)
 Bobby Douglass (1969)
 Buddy Lee (1971)
 Jim Harbaugh (1987)
 Ben Bennett (1988)
 Brian Griese (2006-07)
 Brett Basanez (2009)
 Eric Weems (2012-13)
 Santonio Holmes (2014)
 Deonte Thompson (2015-17)
 Andy Dalton (2021)
 Nathan Peterman (2022)

15

Jim Conzelman (1920)
 Walter Veach (1920)
 Harry Englund (1920-23)
 Pat Flaherty (1923)
 Verne Mullen (1923-25)
 Bill Fleckenstein (1925-30)
 William Buckler (1926-31)
 Damon Wetzel (1935)
 Henry Hammond (1937)
 Al Matzua (1941-45)
 Forest Masterson (1945)
 Mike Holovak (1947-48)
 Curley Morrison (1950-53)
 Ed Brown (1954-61)
 Virgil Carter (1968-69)
 Mirro Roder (1973-74)
 Mike Phipps (1977-81)
 Dave Finzer (1984)
 Bryan Wagner (1987-88)
 Jim Miller (1999-2002)
 Josh McCown (2011)
 Brandon Marshall (2012-14)
 Joshua Bellamy (2017-18)
 Eddy Piñeiro (2019)
 Trevor Siemian (2022)

16

Randolph Young (1920)
 Russell Smith (1921-23)
 Ed Healey (1922-27)
 William Buckler (1926-31)
 John Polisky (1929)
 Henry Anderson (1931)
 Charles Braidwood (1932)
 Harry Richman (1929)
 George Musso (1933-44)
 Mitt Vucinich (1945)
 Rudy Mucha (1945-46)
 Hank Norberg (1948)
 George Blanda (1949-58)
 Ed Cody (1949-51)
 Kent Nix (1970-71)
 Bob Thomas (1975-84)
 Tim Lashar (1987)
 Todd Sauerbrun (1995-99)
 Craig Krenzel (2004)
 Mark Bradley (2005-08)
 Patrick O'Donnell (2014-21)
 Trenton Gill (2022)

17

Ross Petty (1920)
 Ralph Scott (1921-25)
 Fred Larson (1922)
 Elmer Wynne (1928)
 George Lyon (1929)
 Everett Nelson (1929)
 Milton Frump (1930)

Jim Pederson (1932)
 Joe Zeller (1938)
 Bob Snyder (1939-43)
 Pete Gudauskas (1943-44)
 Richie Petitbon (1959-68)
 Cliff Hardy (1971)
 Ike Hill (1973-74)
 Tom Barnhardt (1987)
 Sean Payton (1987)
 Chris Gardocki (1992-94)
 Dave Krieg (1996)
 Danny Wuerffel (2001)
 Cory Sauter (2002)
 Airese Currie (2006)
 Juaquin Iglesias (2009)
 Alshon Jeffery (2012-16)
 Dontrelle Inman (2017)
 Anthony Miller (2018-20)
 Jakeem Grant (2021)
 Tim Boyle (2022)
 Ihmir Smith-Marsette (2022)

18

JL Shank (1920)
 Richard Barker (1921)
 Heartley "Hunk" Anderson (1922-27)
 Ed Anderson (1923)
 Richard Murry (1924)
 Don Murry (1924-31)
 Edward Michaels (1935)
 Jim Mooney (1935)
 Joe Stydahar (1936-46)
 Edgar Manske (1937)
 Alec Shellog (1939)
 Adolph Kissell (1942)
 Joe Osmanski (1946-49)
 Fred Negus (1950)
 Ron Knox (1957)
 Jerry Moore (1971-72)
 Mike Tomczak (1985-90)
 Steve Stenstrom (1995-98)
 Chris Boniol (1999)
 Kyle Orton (2005-08)
 Dane Sanzenbacher (2011-12)
 Micheal Spurlock (2014)
 Tre McBride (2017)
 Taylor Gabriel (2018-19)
 Jesse James (2021)
 Dante Pettis (2022)

19

Chester May (1920)
 Walter "Red" May (1920)
 Hub Sjoemaker (1920)
 George Bolan (1921-24)
 Frank Hanny (1922-26)
 Earl Evans (1926-29)
 Lennon Blackmon (1930)
 Eugene Smith (1930)
 Latham Flanagan (1931)

Charles Tackwell (1931-33)
 Dick Stahlman (1933)
 Ed Kawal (1931-36)
 Lou Gordon (1938)
 John Siegal (1939-43)
 Phil Martinovich (1940)
 Bill Hempel (1942)
 Nick Keriasotis (1942-44)
 Dominic Sigillo (1943-44)
 Peter Perez (1945)
 Don Perkins (1945-46)
 Harper Davis (1950)
 Gary Huff (1973-76)
 Ray Stachowicz (1983)
 Carl Ford (2005)
 Devin Aromashodu (2009-10)
 Joe Anderson (2012-13)
 Josh Morgan (2014)
 Eddie Royal (2015-16)
 Tanner Gentry (2017)
 Ted Ginn Jr. (2020)
 DeAndre Carter (2020)
 Equanimeous St. Brown (2022)

20

Paddy Driscoll (1920, 1926-29)
 Jack Mintun (1921-22)
 Ted Drews (1928)
 Jules "Zuck" Carlson (1929-36)
 Fred Dreher (1938)
 Bob Nowaskey (1940-42)
 James Logan (1942-43)
 Fred Mundee (1943-45)
 Jim Keane (1946-51)
 Ray Gene Smith (1954-57)
 Pete Johnson (1959)
 Justin Rowland (1960)
 Bobby Jackson (1961)
 Joe Taylor (1967-74)
 Mike Adamle (1975-76)
 Reuben Henderson (1981-82)
 Kevin Potter (1983-84)
 Thomas Sanders (1985-89)
 Mark Carrier (1990-96)
 Corey Dowden (1997)
 James Allen (1998-2001)
 Roosevelt Williams (2002)
 Thomas Jones (2004-06)
 Adam Archuleta (2007)
 Craig Steltz (2008-13)
 Shaun Draughn (2014)
 Terrance Mitchell (2014-15)
 De'Vante Busby (2016)
 Prince Amukamara (2017-19)
 Duke Shelley (2020-21)
 Breon Borders (2022)

21

Hugh Blacklock (1920-25)
 Verne Mullen (1923-25)

Dick Sturtridge (1928-29)
 Daniel McMullen (1930-31)
 Paul Engebretsen (1932)
 Wayland Becker (1934)
 Dan Fortmann (1936-43)
 Chuck Drulis (1945-50)
 Bunny Figner (1953)
 Ron Drzewiecki (1955-56)
 Perry Jeter (1956-57)
 Jon Arnett (1964-66)
 Cecil Turner (1968-73)
 Dave Gagnon (1974)
 Nemiah Wilson (1975)
 Leslie Frazier (1981-85)
 Reggie Phillips (1987)
 Donnell Woolford (1989-96)
 Darnell Autry (1997)
 Terry Cousin (1998-99)
 RW McQuarters (2000-04)
 Rashied Davis (2005)
 Dante Wesley (2006)
 Corey Graham (2007-11)
 Major Wright (2012-13)
 Ryan Mundy (2014)
 Tracy Porter (2015-16)
 Quintin Demps (2017)
 Ha Ha Clinton-Dix (2019)
 Xavier Crawford (2021)
 Darrynton Evans (2022)

22

Roy Adkins (1920-21)
 Jim McMillen (1924-29)
 Paul Schuette (1930-32)
 William Karr (1933-38)
 Saul Sherman (1939-40)
 Norm Standlee (1941)
 Lloyd Reese (1946)
 Ede Ecker (1947)
 Bobby Layne (1948)
 George Blanda (1949-58)
 SJ Whitman (1953-54)
 Jesse Castete (1956)
 Billy Martin (1962-64)
 Bill Martin (1964-65)
 Charlie Brown (1966-67)
 Ross Montgomery (1969-70)
 Cyril Pinder (1971)
 Clifton Taylor (1974)
 Johnny Musso (1975-77)
 Dave Williams (1979-81)
 Dave Duerson (1983-88)
 Johnny Bailey (1990-91)
 Ronny Green (1993-96)
 Ronnie Harmon (1997)
 Shawn Wooden (2000)
 Than Merrill (2001)
 Brock Williams (2003)
 Alfonso Marshall (2004)
 Tyler Everett (2006)

Matt Forté (2008-15)
 Cre'Von LeBlanc (2016-17)
 Kevin Toliver II (2018-19)
 Kindle Vildor (2020-22)

23

Guy Chamberlain (1920-21)
 Roy White (1925, 27-29)
 Ernie Vick (1927-28)
 Ralph Maillard (1929)
 Lyle Drury (1930-31)
 Gilbert Bergerson (1932-33)
 Victor Zizak (1934)
 Ted Rosequist (1934-36)
 Verne Oech (1936)
 Ernest Renter (1936-37)
 Aldo Forte (1939-42)
 Connie Berry (1942-46)
 Washington Serini (1948-51)
 Jerry Shipkey (1953)
 Dave Whitsell (1961-66)
 Al Dodd (1967)
 Clarence Childs (1968)
 Lee Calland (1969)
 Dick Daniels (1969-70)
 Joe Barnes (1974)
 Len Walterscheid (1977-82)
 Shaun Gayle (1984-94)
 Marty Carter (1995-98)
 Jerry Azumah (1999-2005)
 Devin Hester (2006-13)
 Kyle Fuller (2014-20)
 Marqui Christian (2021)
 Lamar Jackson (2022)

24

Lennie High (1920)
 Heartley Anderson (1922-27)
 Chuck Kassel (1927)
 Reginald Russell (1928)
 Luke Johnsos (1929-37)
 Frank Bausch (1937-40)
 Billy Hughes (1940-41)
 Fred Davis (1946-51)
 Erich Barnes (1958-60)
 Roosevelt Taylor (1961-69)
 Don Shy (1970-72)
 Willie Roberts (1973)
 Virgil Livers (1975-79)
 Jeff Fisher (1981-84)
 Vestee Jackson (1986-89)
 Eric Jeffries (1987)
 Richard Fain (1992)
 Kevin Miniefield (1993-96)
 Terry Cousin (1997)
 Glyn Milburn (1998-2001)
 Reggie Austin (2001-02)
 Cameron Worrell (2003-04, '06, '08)
 Ricky Manning, Jr. (2006-07)
 Marcus Hamilton (2008)

Al Afalava (2009)
 Marion Barber (2011)
 Kelvin Hayden (2012, 14)
 Montel Owens (2014)
 Teddy Williams (2014)
 Alan Ball (2015)
 Jordan Howard (2016-18)
 Buster Skrine (2019-20)
 Khalil Herbert (2021-22)
 Justin Layne (2022)

25

Garland Grange (1929-31)
 Charles Malone (1933)
 Walter Kiesling (1934)
 Forrest McPherson (1935)
 Ray Nolting (1936-43)
 Jackie Hunt (1945)
 Mike Jarmoluk (1946-47)
 Ed Macon (1952-54)
 JC Caroline (1956-65)
 Linzy Cole (1970)
 Ron Shanklin (1975-76)
 Art Best (1977-78)
 Lonnie Perrin (1979)
 Todd Bell (1981-86)
 Brad Muster (1988-92)
 Keshon Johnson (1993-94)
 Anthony Johnson (1995)
 Pat Eilers (1995)
 Chris Martin (1996)
 Tom Carter (1997-99)
 Thomas Smith (2000)
 Autry Denson (2001)
 Bobby Gray (2002-04)
 Derek Strait (2006)
 Garrett Wolfe (2007-10)
 Armando Allen (2011-13)
 Ka'Deem Carey (2014-16)
 Mike Davis (2019)
 Lamar Miller (2020)
 Artie Burns (2021)
 Trestan Ebner (2022)

26

Jim Kendrick (1924)
 Harold Erickson (1925)
 John Mohardt (1925)
 Henry Vick (1925-27)
 Bert Pearson (1929-34)
 Milford Miller (1932)
 Kay Bell (1937)
 Charles Apolskis (1938-39)
 Al Baisi (1940-42)
 Al Hoptowitz (1941-45)
 Joe Abbey (1948)
 Richard Barwegen (1950-52)
 Charles Sumner (1955, 1958-60)
 Bennie McRae (1962-70)
 Carl Garrett (1973-74)

Matt Suhey (1980-89)
 John Mangum (1990-98)
 Jermaine Jones (1999)
 Todd McMillon (2000-04)
 Daven Holly (2005)
 Trumaine McBride (2007-09)
 DeAngelo Smith (2009)
 Tim Jennings (2010-14)
 Antrel Rolle (2015)
 Deon Bush (2016-21)
 Michael Ojemudia (2022)

27

James Crawford (1925)
 Walter Voss (1927-28)
 Harvey Long (1929)
 John Polisky (1929)
 Ed Kawal (1931-36)
 Alvin Culver (1932)
 John Doehring (1932-37)
 Miit Trost (1935-39)
 Joe Mihal (1940-41)
 Edgar Jones (1945)
 Owen Goodnight (1946)
 John Sisk, Jr. (1964)
 Randy Montgomery (1974)
 Bob Grim (1975)
 Mike Richardson (1983-88)
 Brian Taylor (1989)
 Lewis Tillman (1994-95)
 Walt Harris (1996-2001)
 Rabih Abdullah (2002-03)
 Jason Shivers (2004)
 Chris Thompson (2005)
 Marcus Maxey (2006)
 Nick Turnbull (2006)
 Kevin Jones (2008-09)
 Major Wright (2010-11)
 Sherrick McManis (2012-20)
 Greg Stroman Jr. (2022)

28

Ed Garvey (1925)
 Aldous Haddon (1928)
 Larry Steinbach (1930-31)
 Fritz Febel (1935)
 Robert Allman (1936)
 Gust Zarnas (1938)
 Chet Chesney (1939-40)
 Bob Steuber (1942-43)
 Lloyd Lowe (1953-54)
 Willie Galimore (1957-63)
RETIRE FOR GALIMORE

29

Bill McElwain (1925)
 John Wallace (1928)
 Joe Kopcha (1929-33)
 Gus Mastrogany (1931)

Russ Thompson (1936-39)
 Ed Kolman (1940-44)
 Douglas McNulty (1943)
 Glenn Burgeis (1945)
 Jack Hoffman (1949-56)
 McNeil Moore (1954-56)
 Glen Shaw (1960)
 Ronnie Bull (1962-70)
 Bob Jeter (1971-72)
 Mike Morgan (1978)
 Vaughn Lusby (1980)
 Dennis Gentry (1982-92)
 Raymont Harris (1994-97)
 Frankie Smith (1998-2001)
 Adrian Peterson (2002-09)
 Chester Taylor (2010)
 Michael Bush (2012-13)
 Danny McCray (2014)
 Harold Jones-Quartey (2015-16)
 Tarik Cohen (2017-21)

30

Gerald Seiberling (1932)
 Bob Dunlap (1935)
 George Wilson (1937-46)
 Allen Smith (1947-48)
 Herb Falkenberg (1952)
 Bobby Jack Floyd (1953)
 Chick Jagade (1954-55)
 Jimmy Gunn (1970-75)
 John Skibinski (1978-81)
 Jack Cameron (1984)
 George Duarte (1987)
 George Streeter (1989)
 James Rouse (1990-91)
 Tony Carter (1994-97)
 Ricky Bell (1998)
 Mike Brown (2000-08)
 D.J. Moore (2009-12)
 Demontre Hurst (2014-16)
 Benny Cunningham (2017-18)
 Harrison Hand (2022)

31

Dick Schweidler (1938-41)
 Len Akin (1942)
 Paul Padmajersky (1944)
 Stuart Clarkson (1946-50)
 Emerson Cole (1952)
 Joe Fortunato (1955-66)
 Ross Brupbacher (1970-73)
 Bill Knox (1974-76)
 Anthony Hutchison (1983-84)
 Thomas Sanders (1985-89)
 Ken Taylor (1984)
 Eric Jeffries (1987)
 Bruce McCray (1987)
 Greg Lasker (1988)
 Mark Green (1989-92)
 Rashaan Salaam (1995-97)

Daimon Shelton (2001-02)
 Nathan Vasher (2004-09)
 Joshua Moore (2010)
 Brandon Meriweather (2011)
 Isaiah Frey (2013-14)
 Chris Proskinski (2015-16)
 Marcus Cooper Sr. (2017-18)
 Marcus Williams (2018)
 Jaylon Jones (2022)

32

Al Grygo (1944-45)
 Allen Smith (1947-48)
 Johnny Lujack (1948-51)
 Leon Campbell (1952-54)
 Lionel Taylor (1959)
 Ralph Kurek (1965-70)
 Charlie Ford (1971-73)
 Chris Brewer (1987)
 Garland Rivers (1987)
 Lemuel Stinson (1988-92)
 Dwayne Joseph (1995-96)
 Ricky Bell (1997)
 Edgar Bennett (1998-99)
 Marlon Barnes (2000)
 Leon Johnson (2001-02)
 Todd Johnson (2004)
 Cedric Benson (2005-07)
 Kahlil Bell (2009-12)
 Michael Ford (2013)
 Senorise Perry (2014)
 Deiondre' Hall (2016-17)
 David Montgomery (2019-22)

33

Denny Meyers (1931)
 Herb Joesting (1931-32)
 Bernie Masterson (1934-40)
 Ray Nolting (1936-43)
 George McAfee (1940-41; 1945-50)
 Frank Martin (1941)
 Johnny Long (1944-45)
 Bill Johnson (1946-47)
 Jack Karwales (1946-47)
 Allen Lawler (1948)
 Bob Perina (1949-50)
 Wizzer White (1951-52)
 Jerry Shipkey (1953)
 Larry Morris (1959-65)
 Mike Hull (1968-70)
 Jim Grabowski (1971)
 Gary Kosins (1972-74)
 Ted Vactor (1975)
 Jack Deloplaïne (1979)
 Calvin Thomas (1982-87)
 Lars Tate (1990)
 Darren Lewis (1991-92)
 Merril Hoge (1994)
 Tyrone Hughes (1997)
 Bam Morris (1998)

Larry Whigham (2001-02)
 Charles Tillman (2003-14)
 Jeremy Langford (2015-16)
 Taquan Mizzell (2017-18)
 Duke Shelley (2019)
 Jaylon Johnson (2020-22)

34

Jack Torrance (1939-40)
 John Federovitch (1941, 1946)
 John Dottley (1951-53)
 Joe Marconi (1962-66)
 Tim Casey (1969)
 Bill Tucker (1971)
 Norm Hodgins (1974)
 Walter Payton (1975-87)

RETIRED FOR PAYTON

35

Dick Bassi (1938-39)
 Lee Artoe (1940-43)
 Bill Steinkemper (1943)
 Fred Hartman (1947)
 Paul Stenn (1948-51)
 Rick Casares (1955-64)
 Jim Harrison (1971-74)
 Roland Harper (1975-82)
 Mike Hintz (1987)
 Neal Anderson (1986-93)
 James Burton (1994-97)
 Anthony Thomas (2001-04)
 Todd Johnson (2005-06)
 Ade Jimoh (2007)
 Zackary Bowman (2008-11)
 Jacquizz Rodgers (2015)
 Johnathan Banks (2016)
 Ryan Nall (2019-21)
 Khari Blasingame (2022)

36

Stuart Clarkson (1942; 46-50)
 Bill Steinkemper (1943)
 Fred Mundeë (1943)
 John Morton (1945)
 Tom Farris (1946-47)
 Bill DeCorrevont (1948-49)
 Merrill Douglas (1958-60)
 James Smith (1961)
 Ron Copeland (1969)
 Roger Lawson (1972-73)
 Perry Williams (1974)
 Tom Donchez (1975)
 Larry Schreiber (1976)
 Wentford Gaines (1978-80)
 Maurice Douglas (1986-94)
 Frank Harris (1987)
 Markus Paul (1989-93)
 Anthony Marshall (1994-97)
 Ray Austin (1998-99)
 Stanley Pritchett (2001-03)

Jerrell Pippens (2004)
 Brandon McGowan (2005-08)
 Josh Bullocks (2009-10)
 Sean Catthouse (2013)
 Ahmad Dixon (2014)
 Sherrod Martin (2015)
 DeAndre Houston-Carson (2016-22)

37

Edward Aspatore (1934)
 Young Bussey (1940-41)
 James Logan (1942-43)
 Bernie Digris (1943)
 Bob Steuber (1943)
 Bob Masters (1943-44)
 Edgar Jones (1945)
 Charles Mitchell (1945)
 Broughton Williams (1947)
 John O'Quinn (1950-51)
 George Youngblood (1969)
 Rich Coady (1970-74)
 Cid Edwards (1975)
 Conrad Graham (1973)
 Willie McClendon (1979-82)
 Darryl Clark (1987)
 Maurice Douglass (1986-94)
 Pat Eilers (1995)
 Keshon Johnson (1995)
 Tony Parrish (1998-2001)
 Damon Moore (2002)
 Jason McKie (2003-09)
 Anthony Walters (2011-13)
 Bryce Callahan (2015-18)
 Teez Tabor (2021)
 Elijah Hicks (2022)

38

Roger Ashmore (1927)
 Sam Francis (1937-38)
 Charles Apolskis (1938-39)
 Bill Milner (1947-49)
 Ed Bradley (1950; 52)
 William Brown (1961)
 Ray Ogden (1969-71)
 Dave Juenger (1973)
 Lakei Heimuli (1987)
 John Hardy (1991)
 Tim Worley (1993-94)
 Mike Faulkerson (1995-96)
 Mike Dulaney (1997)
 Robert Chancey (1998)
 Eric Joyce (2002)
 Danieal Manning (2006-10)
 Zackary Bowman (2012-13)
 Adrian Amos (2015-18)
 Tashaun Gipson (2020-21)
 A.J. Thomas (2022)

39

George Gulyanics (1947-52)

Pete Perini (1953-54)
 JD Smith (1956)
 Ralph Anderson (1958)
 John Adams (1959-62)
 Phil Clark (1970)
 Reggie Sanderson (1973)
 Robin Earl (1977-82)
 Al Wolden (1987)
 Jeremy Lincoln (1992-95)
 Curtis Enis (1998)
 Reggie Austin (2001-02)
 Travis Coleman (2002)
 Lousaka Polite (2007)
 Derrick Martin (2013)
 Al Louis-Jean (2014)
 Jacoby Glenn (2015-16)
 Eddie Jackson (2017-20)
 Josh Blackwell (2022)

40

Al Campana (1950-53)
 Frank Dempsey (1950-53)
 Stan Wallace (1954-58)
 Don Mullins (1961-62)
 Gale Sayers (1965-71)
 Steve Trimble (1987)

RETIRED FOR SAYERS

41

John Schiechl (1945-46)
 Jack Matheson (1947)
 Alf Bauman (1948-50)
 Babe Dimancheff (1952)
 Harland Carl (1956)
 Brian Piccolo (1966-69)

RETIRED FOR PICCOLO

42

Sid Luckman (1939-50)

RETIRED FOR LUCKMAN

43

Jim Dooley (1952-54, 56-57, 59-62)
 Larry Glueck (1963-65)
 Bob Jones (1967)
 George Farmer (1970-75)
 Earl Douthitt (1975)
 Craig Clemons (1972-77)
 Mike Ulmer (1980)
 Emery Moorehead (1981)
 Walt Williams (1982-83)
 Lorenzo Lynch (1987-90)
 Trevor Cobb (1994)
 Dennis Lundy (1995)
 Mike Green (2000-05)
 Josh Gattis (2007)
 Jason Davis (2008)
 Troy Nolan (2012)
 Tony Fiammetta (2013-14)
 Thomas Gafford (2015)

Joique Bell (2016)
 Chris Proskinski (2017)
 Eric Saubert (2019)
 DeMarquis Gates (2022)

44

Paul Goebel (1925)
 Earl Evans (1926-29)
 Ray Richards (1933-36)
 Bob Margarita (1944-46)
 Frank Minini (1947-49)
 Frank Szymanski (1949)
 WD Garrett (1950)
 Garry Lyle (1968-74)
 Terry Schmidt (1976-84)
 Mike Stoops (1987)
 Todd Krumm (1988)
 Bob Christian (1992-94)
 Michael Hicks (1996-97)
 Curtis Enis (1999-2000)
 Brock Forsey (2003)
 Cameron Worrell (2006)
 Kevin Payne (2007-09)
 Tyler Clutts (2011)
 Jeremy Cain (2013-14)
 Antone Smith (2015)
 Nick Kwiatkowski (2016-19)
 Devante Bond (2020)
 Alec Ogletree (2021)
 Matt Adams (2022)

45

Walt Stickel (1946-49)
 Gerald Weatherly (1950; 1952-54)
 Billy Stone (1951-54)
 Bobby Watkins (1955-57)
 Rocky Ryan (1958)
 Don Bishop (1959)
 Dick Gordon (1965-71)
 Gary Fencik (1976-87)
 Craig Heyward (1993)
 Tony Stargell (1997)
 Scott Dragos (2000-01)
 Cameron Worrell (2008)
 Chris Massey (2011)
 Harvey Unga (2012)
 Brock Vereen (2014-15)
 Bralon Addison (2016)
 Roy Robertson-Harris (2016)
 Joel Iyiegbuniwe (2018-21)
 Joe Thomas (2022)

46

Al Babartsky (1943-45)
 Chuck Hunsinger (1950-52)
 William Anderson (1953-54)
 Don Bingham (1956)
 Jesse Whittenton (1958)
 Angelo Coia (1960-63)
 Curtiss Gentry (1966-68)

Craig Baynham (1970)
 Matt Maslowski (1972)
 Pete Van Valkenburg (1974)
 Doug Plank (1975-82)
 Anthony Mosley (1987)
 Mickey Pruitt (1988-90)
 John Ivlow (1993)
 Marlon Forbes (1996-98)
 Chris Harris (2005-06; 2010-11)
 Jeremy Jones (2012)
 Michael Burton (2017-18)
 Artavis Pierce (2020-21)
 Sam Kamara (2021)

47

Ted Rosequist (1934-36)
 Bill Konkright (1937-38)
 Rex Proctor (1953)
 Johnny Morris (1958-67)
 John Davis (1970)
 Ken Grandberry (1974)
 Mike Spivey (1977-79)
 Jonathan Hoke (1980)
 Egypt Allen (1987)
 Anthony Blaylock (1993)
 Randy Hilliard (1998)
 Chris Hudson (1999)
 Ray McElroy (2000)
 Bryan Johnson (2004-05)
 Woody Turenne (2009)
 Chris Conte (2011-14)
 Paul Lasike (2016)
 Isaiah Irving (2017-19)
 Xavier Crawford (2020)
 Elijah Lee (2022)
 A.J. Klein (2022)

48

Beattie Feathers (1934-37)
 Bob Swisher (1938-41, 45)
 Charles O'Rourke (1942)
 Joe Vodicka (1943-45)
 Howie Livingston (1953)
 Harry Hugasian (1955)
 Vic Zucco (1957-59)
 Tommy Neck (1962)
 Andy Livingston (1964-65)
 Ron Smith (1965-70)
 Allen Ellis (1973-77, 79-80)
 Reggie Phillips (1985-87)
 Clifton Abraham (1996)
 Van Hiles (1997)
 Gabe Reid (2003)
 J.D. Runnels (2006)
 Evan Rodriguez (2012)
 Patrick Scales (2015-21)
 Patrick Scales (2022)

49

James Lesane (1952-53)

Henry Mosley (1955)
 Jack Johnson (1957-59)
 Charles Bivins (1960-66)
 Major Hazelton (1988-92)
 David Tate (1968-71)
 Joe Moore (1971-72)
 Dave Becker (1980)
 Donald Jordan (1984)
 Tremayne Allen (1997)
 Ty Hallock (1998-99)
 Marq Cerqua (2002)
 Marc Edwards (2005)
 Winston Venable (2011)
 Anthony Walters (2014)
 Sam Acho (2015-16)
 Andrew DePaola (2017)
 Kylie Fitts (2018)
 Jesper Horsted (2019)

50

Gerald Weatherly (1950; 1952-54)
 John Damore (1957-58)
 Mike Pyle (1961-69)
 Bob Hyland (1970)
 Gene Hamlin (1971)
 Waymond Bryant (1974-78)
 Chris Devlin (1978)
 Mark Merrill (1979)
 Mike Singletary (1981-92)
 James Anderson (2013)
 Shea McClellin (2014)
 Jerrell Freeman (2016-17)
 Barkevious Mingo (2020)
 Jeremiah Attachou (2021)
 Sterling Weatherford (2022)

51

Ken Kavanaugh (1940-41; 45-50)
 Clinton Wager (1942-43)
 Rudy Smeja (1944-45)
 Wayne Hansen (1950-58)
 Dick Butkus (1965-73)
 Mel Rogers (1977)
 Doug Becker (1978)
 Bruce Herron (1978-82)
 Kelvin Atkins (1983)
 Jim Morrissey (1985-93)
 Mark Rodenhauser (1987)
RETIRED FOR BUTKUS

52

Rich Coady (1970-74)
 John Babinecz (1975)
 John Neal (1975-84)
 Cliff Thrift (1985)
 Larry Rubens (1986)
 Len Seward (1987)
 Mark Rodenhauser (1987-88)
 Mickey Pruitt (1988-91)
 Darwin Ireland (1995)

Robert Bass (1995)
 Bryan Cox (1996-97)
 Andre Collins (1998)
 Keith Burns (1999)
 Bobbie Howard (2001-03)
 Marcus Reese (2004)
 Jamar Williams (2006-09)
 Brian Iwuh (2010-11)
 Jabara Williams (2011)
 Blake Costanzo (2012-13)
 Khaseem Greene (2014)
 Jonathan Bostic (2015)
 LaRoy Reynolds (2015)
 Christian Jones (2016-17)
 Khalil Mack (2018-21)

53

Pat Preston (1946-49)
 Bill Wightkin (1950-57)
 Billy Autrey (1953)
 Ken Kirk (1960)
 James Purnell (1964-69)
 Dave Martin (1969)
 Larry Rowden (1971)
 Gail Clark (1973)
 Dan Peiffer (1975-77)
 Tommy Hart (1978-79)
 Paul Tabor (1980)
 Dan Rains (1982-86)
 Larry Rubens (1986)
 Dante Jones (1988-94)
 Michael Lowery (1996-97)
 Lemanski Hall (1998)
 Warrick Holdman (1999-2003)
 Corey Jenkins (2004)
 Leon Joe (2004-06)
 Nick Roach (2007-12)
 Jerry Franklin (2013)
 Darryl Sharpton (2014)
 John Timu (2015-17)
 Devante Bond (2019-20)
 Ledarius Mack (2021)
 Nicholas Morrow (2022)

54

Joe Savoldi (1930)
 Jesse Hibbs (1931)
 Dick Klawitter (1956-57)
 Charles Howley (1958-59)
 Roger LeClerc (1960-66)
 Bill McKinney (1972)
 Adrian Young (1973)
 Larry Ely (1975)
 Tom Hicks (1976-80)
 Brian Cabral (1981-84)
 Doug Rothschild (1987)
 John Adickes (1987-88)
 LaSalle Harper (1989)
 Greg Briggs (1996)
 Ron Cox (1990-95, 1997)

HISTORY

Ricardo McDonald (1998-99)
 Brian Urlacher (2000-12)

55

Bob Fenimore (1947)
 Fred Venturelli (1948)
 JR Boone (1948-51)
 Robert Moser (1951-53)
 Larry Strickland (1954-59)
 Doug Buffone (1966-79)
 Otis Wilson (1980-87)
 John Roper (1989-92)
 Vinson Smith (1993-96)
 Sean Harris (1997)
 Greg Jones (2001)
 Mike Caldwell (2002)
 Lance Briggs (2003-15)
 Hroniss Grasu (2015-2017)
 Josh Woods (2019-21)
 Al Quadin-Muhammad (2022)

56

Bill Hewitt (1932-36)
 RETIRED FOR HEWITT

57

Billy Patterson (1939)
 Ray McLean (1940-47)
 JR Boone (1948-51)
 Rich Leeuwenberg (1965)
 Dan Pride (1968-69)
 Don Rives (1973-78)
 Lee Kunz (1979-81)
 Al Chesley (1982)
 Bruce Huther (1982)
 David Simmons (1983)
 Tom Thayer (1985-92)
 Eldridge Milton (1987)
 Sean Harris (1995-96)
 Anthony Peterson (1997)
 Olin Kreutz (1998-2010)
 Dom DeCicco (2012)
 Jonathan Bostic (2013-14)
 Lamin Barrow (2015)
 Howard Jones (2017)
 Kevin Pierre-Louis (2019)
 Christian Jones (2021)
 Jack Sanborn (2022)

58

Ed Neal (1951)
 John Kreamcheck (1953-55)
 Bob Konovsky (1960)
 Franklin McRae (1967)
 Jim Ferguson (1969)
 Bob Pifferini (1972-75)
 Jerry Muckensturm (1976-82)
 Wilber Marshall (1984-88)
 Steve Hyche (1989)
 Michael Stonebreaker (1991)

Jay Leeuwenburg (1992-95)
 Chris Villarrial (1996-2003)
 Jeremy Cain (2004-05)
 Darrell McClover (2006-08)
 Tim Shaw (2009)
 Rod Wilson (2010)
 Dom DeCicco (2011)
 Geno Hayes (2012)
 D.J. Williams (2013-14)
 Jonathan Anderson (2015-17)
 Roquan Smith (2018-22)

59

Rudy Kuechenberg (1967-69)
 Carl Gersbach (1975)
 Gary Campbell (1977-83)
 Ron Rivera (1984-92)
 Joe Cain (1993-96)
 Daryl Carter (1997)
 Jim Schwantz (1998)
 Roosevelt Colvin (1999-2002)
 Joe Odom (2003-05)
 Rod Wilson (2006-07)
 Gilbert Gardner (2008)
 Cato June (2009)
 Pisa Tinoisamoa (2009-10)
 Patrick Trahan (2011)
 Jerry Franklin (2012)
 Khaseem Greene (2013)
 Christian Jones (2014-15)
 Danny Trevathan (2016-20)
 Cassius Marsh Sr. (2021)
 Kingsley Jonathan (2022)

60

Don Healy (1958-59)
 Roger Davis (1960-63)
 Brian Schweda (1966)
 Doug Kriewald (1967-68)
 LeeRoy Caffey (1970)
 Wally Chambers (1973-77)
 Lynn Boden (1979)
 Tom Andrews (1984-85)
 Stan Thomas (1991-92)
 Gene McGuire (1993-94)
 Darwin Ireland (1994-95)
 Casey Wiegmann (1997-2000)
 Terrence Metcalf (2002-08)
 Lance Louis (2009-12)
 Taylor Boggs (2013-14)
 Cornelius Edison (2016)
 Dieter Eiselen (2020-21)

61

Richard Barwegen (1950-52)
 Bill George (1952-65)
 Don Croftcheck (1967)
 Glen Holloway (1970-73)
 RETIRED FOR GEORGE

62

Frank Dempsey (1950-53)
 Kliene Gilbert (1953-57)
 Mike Reilly (1964-68)
 Glen Holloway (1970-73)
 Tom Forrest (1974)
 Dan Jiggetts (1976-82)
 Mark Bortz (1983-93)
 Chris Gray (1997)
 Robert Newkirk (2000-01)
 Lennie Friedman (2005)
 Johan Asiata (2010)
 Chilo Rachal (2012)
 Eben Britton (2013-14)
 Vladimir Ducasse (2015)
 Ted Larson (2016, 2019)
 Eric Kush (2020)
 Lucas Patrick (2022)

63

ML Brackett (1956-57)
 Bob Wetoska (1960-69)
 John Neidert (1970)
 Steve Kinney (1973-74)
 Mark Nordquist (1975-76)
 Fred Dean (1977)
 Jon Morris (1978)
 Tony Ardzizzone (1979)
 Jay Hilgenberg (1981-91)
 Todd Burger (1993-97)
 Ryan Benjamin (2001)
 Jody Littleton (2002)
 Corbin Lacina (2003)
 Roberto Garza (2005-14)
 Cameron Lee (2017)
 Alex Bars (2019-21)

64

Terrell "Ted" Daffer (1954)
 Mike Rabold (1964-66)
 Larry Horton (1972-73)
 Ernie Jenet (1972-74)
 Ted Albrecht (1977-81)
 John Roehlk (1987)
 Dave Zawatson (1989)
 Glenell Sanders (1990)
 Mirko Jurkovic (1992)
 Andy Heck (1994-98)
 Rex Tucker (1999-2004)
 Ricky Henry (2011)
 Andre Gurode (2012)
 Christian Tupou (2013)
 Brian de la Puente (2014)
 Will Montgomery (2015)
 Eric Kush (2016-18)
 Alex Bars (2019-21)
 Mike Pennel Jr. (2022)

65

Herman Clark (1952-56)

John Hatley (1953)
 Stan Fanning (1960-62)
 Tom Bettis (1963)
 Randy Jackson (1967-74)
 Noah Jackson (1975-83)
 Eugene Rowell (1987)
 Tony Woods (1989)
 Terry Price (1990)
 Jim Schwantz (1992)
 Tory Epps (1993-94)
 Evan Pilgrim (1995-97)
 Patrick Mannely (1998-2013)
 Patrick Omameh (2015)
 Cody Whitehair (2016-22)

66

Phil Martinovich (1940)
 Clyde Turner (1940-52)
 John Schiechl (1945-46)
 RETIRED FOR TURNER

67

Ed Bradley (1950; 52)
 Tom Roggeman (1956-57)
 Abe Gibron (1958-59)
 Ted Karras (1960-64)
 George Seals (1965-71)
 Bill Line (1972)
 Mike Hoban (1974)
 Dan Hultz (1974)
 Phil McKinnely (1982)
 Tim Norman (1983)
 John Arp (1987)
 Jerry Fontenot (1989-96)
 Bill Schultz (1997)
 Greg Huntington (1997-99)
 Josh Warner (2003-04)
 Josh Beekman (2007-09)
 Herman Johnson (2010)
 Chris Spencer (2011-12)
 Jordan Mills (2013-14)
 Sam Mustipher (2020-22)

68

Gerald Stautberg (1951)
 John Badaczewski (1953)
 George Burman (1964)
 Howard Mudd (1969-70)
 Jim Osborne (1972-84)
 Paul Blair (1986-87)
 Sean McInerney (1987)
 Chris Dyko (1989)
 Jim Flanigan (1994)
 Carl Reeves (1996-98)
 Bryan Anderson (2004)
 Anthony Oakley (2006-07)
 Frank Omiyale (2009-11)
 Matt Slauson (2013-15)
 Matt McCants (2016)
 James Daniels (2018-21)

69

Ralph Jecha (1955)
 William Roehnel (1958-59)
 Ted Wheeler (1970)
 Revie Sorey (1975-82)
 Tom Myslinski (1993-94)
 Vernice Smith (1993)
 Octus Polk (1995-96)
 Mike Gandy (2001-04)
 Fred Miller (2005-08)
 Kirk Barton (2008)
 Henry Melton (2010-13)
 Jared Allen (2014-15)
 C.J. Wilson (2016)
 Rashaad Coward (2017-20)
 JaTyre Carter (2022)

70

Alvin Culver (1932)
 Art Davis (1953-54)
 Herman Lee (1958-66)
 Bob Pickens (1967-68)
 Kenneth Kortas (1969)
 Jeff Curchin (1970-71)
 Andy Rice (1972-73)
 Dennis Lick (1976-81)
 Henry Waechter (1982; 1984-86)
 Jim Althoff (1987-88)
 Troy Auzenne (1992-95)
 Ken Anderson (1999)
 Alfonso Boone (2001-06)
 Babatunde Oshinowo (2007)
 Edwin Williams (2010-12)
 Michael Ola (2014)
 D'Anthony Smith (2015)
 Bobby Massie (2016-20)
 Elijah Wilkinson (2021)
 Braxton Jones (2022)

71

George Connor (1952-55)
 Earl Leggett (1957-65)
 Rufus Mayes (1969)
 Tony McGee (1971-73)
 Roger Stillwell (1975-77)
 Rocco Moore (1980)
 Perry Hartnett (1982-83)
 Andy Frederick (1983-1985)
 Jack Oliver (1987)
 Caesar Rentie (1988)
 James Williams (1991-2002)
 Israel Idonije (2004-12)
 Nick Becton (2015)
 Josh Sitton (2016-17)
 Jonathan Harris (2019)
 Arlington Hambricht (2020)
 Jason Peters (2021)
 Riley Reiff (2022)

72

Bill Wightkin (1950-57)
 Bill George (1952-65)
 Ed Nickla (1959)
 Jim Cadile (1962-72)
 Gary Hrivnak (1973-76)
 Brad Shearer (1978-80)
 Jerry Doerger (1982)
 John Janata (1983)
 Andy Frederick (1983-85)
 William Perry (1985-93)
 Scott Adams (1995)
 Jon Clark (1996-97)
 Chris Maumalanga (1997)
 Carl Powell (2001)
 Ernest Grant (2002)
 Qasim Mitchell (2003-05)
 Jimmy Kennedy (2007)
 Dan Bueining (2008)
 James Marten (2009)
 Gabe Carimi (2011-12)
 Tracy Robertson (2013)
 Charles Leno, Jr. (2014-20)
 Alex Leatherwood (2022)

73

Bill Bishop (1952-60)
 Steve Barnett (1963)
 Frank Cornish (1966-70)
 Steve Wright (1971)
 Rich Buzin (1972)
 Mike Hartenstine (1975-86)
 John Wojciechowski (1987-93)
 Marcus Keyes (1996)
 Kevin Dogins (2001-02)
 Tron LaFavor (2003)
 J'Marcus Webb (2010-12)
 Austin Lane (2014)
 Tayo Fabuluje (2015)
 John Jenkins (2017)
 Cornelius Lucas III (2019)
 Daniel McCullers (2020)
 Lachavious Simmons (2021)

74

Herman Clark (1952-56)
 Paul Lipscomb (1954)
 Bob Kilcullen (1957-65)
 Dan James (1967)
 Wayne Mass (1968-70)
 Bob Asher (1972-75)
 Jerry Meyers (1976-79)
 Jeff Williams (1982)
 Jim Covert (1983-90)
 Garland Hawkins (1995)
 Jimmy Herndon (1997-2001)
 Bernard Robertson (2002)
 Scott Sanderson (2003)
 Ruben Brown (2004-07)
 Chris Williams (2008-12)

HISTORY

Jermon Bushrod (2013-15)
Jonathan Bullard (2016)
Germain Ifedi (2020-21)

75

Fred Williams (1952-62)
Riley Mattson (1965)
Dave Hale (1969-71)
Jeff Sevy (1975-78)
Henry Waechter (1985)
Stefan Humphries (1984-86)
Chuck Harris (1987)
John Shannon (1988-89)
Ron Mattes (1991)
Todd Perry (1993-2000)
Marc Colombo (2002-05)
Matt Toeaina (2007-12)
Kyle Long (2013-19)
Larry Borom (2022)

76

Charles Miller (1932-37)
Milford Miller (1932)
Lester McDonald (1937-39)
Hampton Pool (1940-43)
Elmo Kelly (1944)
Bob Cross (1952-53)
Ed Meadows (1954-56)
John Mellekas (1956-61)
John Johnson (1963-68)
Bill Staley (1970-71)
Dave Gallagher (1974)
Ron Rydalch (1975-80)
Steve McMichael (1981-93)
Marcus Spears (1995-96)
Shawn Lee (1998)
Brad Culpepper (2000)
Bobby Setzer (2002)
John Tait (2004-08)
Orlando Pace (2009)
Cory Brandon (2012)
Joe Long (2013)
Trevor Scott (2014)
Bruce Gaston (2015)
Mike Adams (2016)
Tom Compton (2017)
Abdullah Anderson (2019)
Teven Jenkins (2021-22)

77

Harold "Red" Grange (1925, 1929-34)
Link Lyman (1926-28, 30-31, 33-34)
RETIRED FOR GRANGE

78

Art Davis (1953-54)
Stan Jones (1954-65)
Harry Gunner (1970)
Bob Newton (1971-75)
John Ward (1976)

Greg Johnson (1977)
Keith Van Horne (1981-92)
Pat Riley (1995)
Blake Brockermeyer (1999-2001)
Aaron Gibson (2003-04)
John St. Clair (2005-08)
Kevin Shaffer (2009-10)
James Brown (2012-13)
Bryan Witzman (2018)
Jason Spriggs (2020)

79

Dick Klein (1958-59)
Art Anderson (1961-62)
Dick Evey (1964-68)
John Hoffman (1971)
Lionel Antoine (1972-76)
Emanuel Zanders (1981)
Kurt Becker (1982-89)
Louis Age (1992)
Marcus Spears (1994)
Scotty Lewis (1995)
Jerry Wisne (1999-2000)
Steve Edwards (2002-05)
Levi Horn (2011)
Jonathan Scott (2012-13)
Ryan Groy (2014)
Terry Williams (2015)
Bradley Sowell (2017-18)
MICHAEL SCHOFIELD III (2022)

80

Earl Britton (1925)
Clement Neacy (1927)
Ted Drews (1928)
Tom Hearndon (1929)
John Helwig (1953-56)
Ralph Anderson (1958)
Ed Cooke (1958)
Robert Jencks (1963-64)
Jimmy Jones (1965-67)
Jon Kilgore (1968)
Jerry Simmons (1969)
Craig Cotton (1973)
Bo Rather (1974-78)
Rickey Watts (1979-83)
Tim Wrightman (1985-86)
James Thornton (1988-92)
Curtis Conway (1993-99)
Dez White (2000-03)
Bernard Berrian (2004-07)
Brandon Lloyd (2008)
Earl Bennett (2009-13)
Marc Mariani (2014-15)
MyCole Pruitt (2016)
Trey Burton (2018-19)
Jimmy Graham (2020-21)

81

George Connor (1948-51)

Larry Brink (1954)
Doug Atkins (1955-66)
Marty Amstler (1967, 69)
Mike Reppond (1973)
Clint Haselrig (1974)
Gary Butler (1975)
Bob Bruer (1976)
Chuck Bradley (1977)
Robin Earl (1977-82)
Harry Washington (1979)
Jay Saldi (1983-84)
James Maness (1985)
Lew Barnes (1986)
Don Kindt (1987)
Anthony Morgan (1991-93)
Fred Banks (1993)
Jeff Graham (1994-95)
Bobby Engram (1996-2000)
Ahmad Merritt (2001-03)
Rashied Davis (2006-10)
Sam Hurd (2011)
Cameron Meredith (2015-16)
J.P. Holtz (2019-21)
Jake Tonges (2022)

82

Del Bjork (1937-38)
Ray Bray (1939-42, 46-51)
Ed Bannon (1942)
Anthony Ippolito (1943)
Tom Roberts (1943-44)
Jack Hoffman (1949-56)
Dick Hensley (1953)
Maury Youmans (1960-63)
Rich Kreitling (1964)
Emilo Vallez (1968-69)
Earl Thomas (1971-73)
Matt Maslowski (1972)
Fred Pagac (1974)
Royce Berry (1976)
John Gilliam (1977)
Alan Page (1978-81)
Ken Margerum (1982-84)
Brian Glasgow (1987)
Wendell Davis (1988-93)
Nate Lewis (1994-95)
John Jackson (1996)
Fabien Bownes (1996-98)
Eddie Kennison (2000)
John Davis (2001-02)
Daryl Jones (2004)
John Owens (2004)
Gabe Reid (2005-06)
Greg Olsen (2007-10)
Chris Williams (2013-14)
Khari Lee (2015)
Logan Paulsen (2016)
Ben Braunecker (2019)
Dwayne Harris (2020)

83

Bill McColl (1952-59)
 Roger LeClerc (1960-66)
 Mac Percival (1967-73)
 Charles Wade (1974)
 Randy Burks (1976)
 Steve Rivera (1977)
 Golden Richards (1978-79)
 Kris Haines (1979-81)
 Willie Gault (1983-87)
 Lawrence White (1987)
 Eric Wright (1991-92)
 Terry Obee (1993-94)
 Michael Timpson (1995-96)
 Eric Smith (1997)
 Macey Brooks (1999-2000)
 David Terrell (2001-04)
 Mike Hass (2007)
 Max Komar (2011)
 Martellus Bennett (2013-15)
 Daniel Braverman (2016)
 Javon Wims (2018-20)
 Dazz Newsome (2021)
 Nsimba Webster (2022)

84

Gerald Weatherly (1950; 1952-54)
 John Farrington (1960-63)
 Ron Smith (1965)
 Austin Denney (1967-69)
 Jim Seymour (1970-72)
 Richard Harris (1974-75)
 Brian Baschnagel (1976-84)
 Sam Bowers (1987)
 Ron Morris (1987-92)
 Chris Gedney (1993-96)
 Kerry Cash (1996)
 John Allred (1997-2000)
 Fred Baxter (2001-02)
 Bobby Wade (2003-05)
 Brandon Rideau (2008)
 Blake Annen (2014)
 Ben Braunecker (2016-18)
 Cordarrelle Patterson (2019-20)
 Marquise Goodwin (2021)
 Ryan Griffen (2022)

85

Bob Carey (1958)
 Bill Martin (1964-65)
 Duane Allen (1966-67)
 Willie Holman (1968-73)
 Wayne Wheeler (1974)
 Steve Schubert (1975-79)
 Bob Fisher (1980-81)
 Dennis McKinnon (1983-89)
 Quintin Smith (1990)
 Keith Jennings (1991-97)
 Alonzo Mayes (1998-2000)
 Kaseem Sinceno (2000)

John Gilmore (2002-07)
 Earl Bennett (2008)
 Matthew Mulligan (2014)
 Daniel Brown (2016-18)
 Bradley Sowell (2019)
 Cole Kmet (2020-22)

86

Bill Wightkin (1950-57)
 Brad Rowland (1951)
 Ed Meadows (1954-56)
 Bob Jewett (1958)
 Pete Manning (1960-61)
 Gary Barnes (1964)
 Loyd Phillips (1967-69)
 Jim Hester (1970)
 Bob Parsons (1972-83)
 Brad Anderson (1984-85)
 Clay Pickering (1986)
 Cap Boso (1987-91)
 Barry Wagner (1992)
 Willie Harris (1993)
 Marv Cook (1994)
 Chris Penn (1997-98)
 Marty Booker (1999-2003; 2008)
 Eddie Berlin (2005)
 Michael Gaines (2009)
 Brandon Manumaleuna (2010)
 Kyle Adams (2011-13)
 Zach Miller (2015-17)
 Demetrius Harris (2020)

87

Harlon Hill (1954-61)
 Ed O'Bradovich (1962-71)
 Steve DeLong (1972)
 Tom Reynolds (1973)
 Billy Newsome (1977)
 Mike Cobb (1978-81)
 Emery Moorehead (1981-88)
 Tom Waddle (1989-94)
 Greg Primus (1995)
 Andre President (1995)
 Bobby Neely (1996)
 Ricky Proehl (1997)
 D'Wayne Bates (1999-2001)
 Vinny Sutherland (2002)
 Jamin Elliott (2002)
 Justin Gage (2003-04)
 Muhsin Muhammad (2005-07)
 Kellen Davis (2008-12)
 Steve Maneri (2013)
 Greg Scruggs (2016)
 Adam Shaheen (2017-19)
 Jesper Horsted (2021)
 Chase Allen (2022)

88

Gene Schroeder (1951-52; 54-57)
 Willard Dewveall (1959-60)
 Bobby Joe Green (1962-73)

Jim Kelly (1974)
 Greg Latta (1975-80)
 Marcus Anderson (1981)
 Brooks Williams (1981-82)
 Ken Knapczyk (1987)
 Glen Kozlowski (1987-92)
 Danta Whitaker (1993)
 Greg McMurtry (1988)
 Fabien Bowens (1995)
 Jack Jackson (1996)
 Harper Le Bel (1997)
 Marcus Robinson (1998-2002)
 Desmond Clark (2003-10)
 Brody Eldridge (2012)
 Dante Rosario (2013-14)
 Rob Housler (2015)
 Dion Sims (2017-18)
 Riley Ridley (2019-20)
 Trevon Wesco (2022)

89

Jack Hoffman (1949-56)
 Les Cowan (1951)
 John Aveni (1959-60)
 Mike Ditka (1961-66)
 Terry Stoepel (1967)
 Bob Wallace (1968-72)
 Mel Tom (1973-75)
 James Scott (1976-80, 1982)
 Ken Margerum (1981)
 Mitch Krenk (1984)
 Keith Ortego (1985-88)
 Will Johnson (1987)
 Brent Novoselsky (1988)
 James Coley (1990)
 Ryan Wetnight (1993-99)
 Dustin Lyman (2000-04)
 Fontel Mines (2007)
 Matt Spaeth (2011-12)
 RETIRED FOR DITKA

90

Henry Mosley (1955)
 Al Harris (1979-87)
 Alonzo Spellman (1992-97)
 Van Tuinei (1999-2001)
 Bryan Knight (2002-03)
 Antonio Garay (2006-07)
 Joey LaRocque (2008)
 Jarron Gilbert (2009)
 Julius Peppers (2010-13)
 Jeremiah Ratliff (2014-15)
 Ziggy Hood (2015)
 Greg Scruggs (2015)
 Cornelius Washington (2016)
 Jonathan Bullard (2017-18)
 John Jenkins (2020)
 Angelo Blackson (2021-22)

91

Pat Dunsmore (1983-84)



Jay Norvell (1987)
 Fred Washington (1990)
 Kelly Blackwell (1992)
 Myron Baker (1993-95)
 Rob Davis (1996)
 John Thierry (1997-98)
 Khari Samuel (1999-2000)
 Tommie Harris (2004-10)
 Amobi Okoye (2011-12)
 David Bass (2013-14)
 DeDe Lattimore (2014)
 Eddie Goldman (2015-21)
 Dominique Robinson (2022)

92

Rob Fada (1983-84)
 Raymond Morris (1987)
 Troy Johnson (1988-89)
 Barry Minter (1993-2000)
 Ted Washington (2001-02)
 Hunter Hillenmeyer (2003-10)
 Stephen Paea (2011-14)
 Pernel McPhee (2015-17)
 Brent Urban (2019-20)
 Caleb Johnson (2021)

93

Oliver Williams (1983)
 Will Johnson (1987)
 Guy Teafatiller (1987)
 Trace Armstrong (1989-94)
 Ervin Collier (1995)
 Paul Grasmanis (1996-98)
 Phillip Daniels (2000-03)
 Adewale Ogunleye (2004-09)
 Thaddeus Gibson (2011)
 Nate Collins (2012-13)
 Will Sutton (2014-16)
 Sam Acho (2017-18)
 James Vaughters (2019-20)
 Margus Hunt (2021)
 Justin Jones (2022)

94

Mike January (1987)
 Dick Chapura (1987-89)
 John Thierry (1994-96)
 Shane Burton (1999)
 Ty Hallock (2000)
 Keith Traylor (2001-03)
 Alain Kashama (2004)

Brendon Ayanbadejo (2005-07)
 Marcus Harrison (2008-09)
 Charles Grant (2010)
 Nick Reed (2011)
 Chauncey Davis (2011)
 Cornelius Washington (2013-15)
 Leonard Floyd (2016-19)
 Robert Quinn (2020-22)
 Andrew Brown (2022)

95

Richard Dent (1983-93, 1995)
 Pat Riley (1995)
 Dana Howard (1996)
 Mark Thomas (1997-98)
 Russell Davis (1999)
 Troy Wilson (2000)
 Karon Riley (2001)
 Keith McKenzie (2002)
 John Stamper (2002)
 Ian Scott (2003-06)
 Anthony Adams (2007-11)
 Larry Grant (2013)
 Cheta Ozougwu (2012-13)
 Ego Ferguson (2014-15)
 Roy Robertson-Harris (2017-20)
 Khyiris Tonga (2021)
 Jalyn Holmes (2022)

96

Keith Ortego (1985-87)
 Greg Fitzgerald (1987)
 Tim Ryan (1990-93)
 Percy Snow (1993)
 Al Fontenot (1993-96)
 Tyrone Williams (1997)
 Chris Draft (1998)
 Clyde Simmons (1999-2000)
 Henry Taylor (2001)
 Alex Brown (2002-09)
 Barry Turner (2010)
 Mario Addison (2011)
 Zach Minter (2013)
 Jeremiah Ratliff (2013)
 Terrell Manning (2014)
 Jarvis Jenkins (2015)
 Akiem Hicks (2016-21)
 Armon Watts (2022)

97

Bobby Bell (1987)

Sean Smith (1987-88)
 Chris Zorich (1991-97)
 Mike Wells (1998-2000)
 Christian Peter (2002)
 Michael Haynes (2003-05)
 Mark Anderson (2006-10)
 J. T. Thomas (2012)
 Landon Cohen (2013)
 Willie Young (2014-17)
 Nick Williams (2018-19)
 Mario Edwards Jr. (2020-21)
 Taco Charleton (2022)

98

Tyrone Keys (1983-85)
 Brian Glasgow (1987)
 Jon Norris (1987)
 Greg Clark (1988)
 Carl Simpson (1993-97)
 Bryan Robinson (1998-2003)
 Shurron Pierson (2004)
 Dusty Dvoracek (2007-08)
 Darrell McClover (2009)
 Corey Wootton (2010-13)
 Brandon Dunn (2014-15)
 Mitch Unrein (2015-17)
 Bilal Nichols (2018-21)
 Gerri Green (2022)

99

Jim Daniell (1945)
 Dan Hampton (1979-90)
 Tim Ryan (1990-93)
 Jim Flanigan (1995-2000)
 Joe Tafoya (2001-03)
 Tank Johnson (2004-06)
 Darwin Walker (2007)
 Gaines Adams (2009)
 Marcus Harrison (2010)
 Shea McClellin (2012-13)
 Lamarr Houston (2014-17)
 Aaron Lynch (2018-19)
 Trevis Gipson (2020-22)

HISTORY

RETIRED NUMBERS

The Bears have retired 14 jersey numbers, most in the NFL, but trail both baseball's New York Yankees and basketball's Boston Celtics who each have 23 retired numbers.

3 Bronko Nagurski, RB-T
 5 George McAfee, RB-DB
 7 George Halas, E
 28 Willie Galimore, RB
 34 Walter Payton, RB

40 Gale Sayers, RB
 41 Brian Piccolo, RB
 42 Sid Luckman, QB-P-DB
 51 Dick Butkus, LB
 56 Bill Hewitt, E

61 Bill George, G-LB
 66 Clyde "Bulldog" Turner, C-LB
 77 Harold "Red" Grange, RB-DB
 89 Mike Ditka, TE

This is a list of players who have been on the Chicago Bears active roster for at least one NFL game from 1920 through 1994. Beginning in 1995, the list includes players who were on the 53-man roster but may not have appeared in one game.

* indicates deceased players

** indicates no known jersey number

A	#	Years
Abbey, Joe* (North Texas State), E.....	26	1948
Abdullah, Rabih (Lehigh), RB.....	27	2002-03
Abraham, Clifton (Florida State), CB.....	48	1996
Acho, Sam (Texas), LB.....	49, 93	2015-18
Adamle, Mike (Northwestern), RB.....	20	1975-76
Adams, Anthony (Penn State), DT.....	95	2007-11
Adams, Gaines* (Clemson), DE.....	99	2009
Adams, John* (Los Angeles State), B.....	39	1959-62
Adams, Kyle (Purdue), TE.....	86	2011-13
Adams, Matthew (Houston)< LB.....	44	2022
Adams, Mike (Ohio State), OL.....	76	2016
Adams, Rodney (South Florida), WR.....	13	2021
Adams, Scott (Georgia), T.....	72	1995
Addison, Bralon (Texas), LB.....	45	2016
Addison, Mario (Troy), DE.....	96	2011
Adickes, John (Baylor), C.....	54	1987-88
Adkins, Roy* (Millikin & Bethany), G.....	22	1920-21
Afalava, Al (Oregon State), S.....	24	2009
Age, Louis (SW Louisiana), T.....	79	1992
Aguiar, Louie (Utah State), P.....	10	2000
Akin, Len* (Baylor), G.....	31	1942
Albrecht, Ted (California), T.....	64	1977-81
Allen, Armando (Notre Dame), RB.....	25	2011-12
Allen, Chase (Iowa State), TE.....	87	2022
Allen, Duane (Santa Ana), E.....	85	1966-67
Allen, Eddie* (Penn), FB.....	3	1947
Allen, Egypt (TCU), DB.....	47	1987
Allen, James (Oklahoma), RB.....	20	1998-2001
Allen, Jared (Idaho State), DE.....	69	2014-15
Allen, Tremayne (Florida), TE.....	49	1997-98
Allman, Robert* (Michigan State), E.....	28	1936
Allred, John (USC), TE.....	84	1997-2000
Althoff, Jim (Winona State), DT.....	70	1987
Amos, Adrian (Penn State), S.....	38	2015-18
Amsler, Marty (Evansville), DE.....	81	1967, 69
Amukamara, Prince (Nebraska), CB.....	20	2017-19
Anderson, Abdullah (Bucknell) DL.....	76	2019
Anderson, Art* (Idaho), T.....	79	1961-62
Anderson, Brad (Arizona), WR.....	86	1984-85
Anderson, Bryan (Pittsburgh), G.....	68	2004
Anderson, Ed* (Notre Dame), E.....	18	1923
Anderson, Henry* (Northwestern), G.....	16	1931
Anderson, Hunk* (Notre Dame), G.....	18, 24	1922-27
Anderson, James (Virginia Tech), LB.....	50	2013
Anderson, Joe (Texas Southern), WR.....	19	2012-13
Anderson, Jonathan (TCU), LB.....	58	2015-17
Anderson, Ken* (Arkansas), DT.....	70	1999

Anderson, Marcus (Tulane), WR.....	88	1981
Anderson, Mark (Alabama), DE.....	97	2006-10
Anderson, Neal (Florida), RB.....	35	1986-93
Anderson, Ralph* (Los Ang. St.), E.....	39, 80	1953
Anderson, William (Compton JC), HB.....	46	1953-54
Andrews, Tom (Louisville), C.....	60	1984-85
Annen, Blake (Cincinnati), TE.....	84	2014
Antoine, Lionel (Southern Illinois), T.....	79	1972-76, 78
Apolskis, Charles* (DePaul), E.....	26, 38	1938-39
Archuleta, Adam (Arizona State), S.....	20	2007
Ardiszone, Tony (Northwestern), C.....	63	1979
Armstrong, Trace (Florida), DE.....	93	1989-94
Arnett, Jon (USC), HB.....	21	1964-66
Aromashodu, Devin (Auburn), WR.....	19	2008-10
Arp, John (Lincoln), T.....	67	1987
Artoe, Lee* (California), T.....	1, 35	1940-43
Ashburn, Clifford* (Nebraska), T.....	3	1930
Asher, Bob (Vanderbilt), T.....	74	1972-75
Ashmore, M. Roger* (Gonzaga), T.....	38	1927
Asiata, Johan (UNLV), G.....	62	2010
Aspatore, Edward* (Marquette), T.....	37	1934
Atkins, Doug* (Tennessee), E.....	81	1955-66
Atkins, Kelvin (Illinois), LB.....	51	1983
Attachou, Jeremiah (Georgia Tech), LB.....	50	2021
Austin, Ray (Tennessee), S.....	36	1998-99
Austin, Reggie (Wake Forest), CB.....	24, 39	2001-02
Autrey, Billy* (Stephen F. Austin), C.....	53	1953
Autry, Darnell (Northwestern), RB.....	21	1997
Auzenne, Troy (California), T.....	70	1992-95
Avellini, Bob (Maryland), QB.....	7	1975-84
Aveni, John* (Indiana), E.....	89	1959-60
Ayanbadejo, Brendon (UCLA), LB.....	94	2005-07
Azumah, Jerry (New Hampshire), CB.....	23	1999-2005

B	#	Years
Babartsky, Al* (Fordham), T.....	46	1943-45
Babinecz, John (Villanova), LB.....	52	1975
Badaczewski, John* (Western Reserve), G.....	68	1953
Badgley, Michael (Miami), K.....	10	2022
Bailey, Johnny* (Texas A&I), WR.....	22	1990-91
Baisi, Al* (West Virginia), G.....	26	1940-42
Baker, Myron (Louisiana Tech), LB.....	91	1993-95
Baldwin, Ervin (Michigan St.), DE.....	99	2008
Ball, Alan (Illinois), CB.....	24	2015
Banks, Fred (Liberty), WR.....	81	1993
Banks, Johnthan (Mississippi State), DB.....	35	2016
Barber, Kurt (USC), DE.....	97	1997
Barber, Marion (Minnesota), RB.....	24	2011
Barker, Richard* (Iowa State), G.....	18	1921
Barkley, Matt (USC), QB.....	12	2016
Barnard, Brooks (Maryland), P.....	16	2003
Barnes, Erich (Purdue), HB/DB.....	24	1958-60
Barnes, Gary (Clemson), E.....	86	1964
Barnes, Joe (Texas Tech), QB.....	23	1974
Barnes, Lew (Oregon), WR.....	81	1986

Barnes, Marlon (Colorado), RB	32	2000	Bjork, Del* (Oregon), T.....	82	1937-38
Barnett, Steve (Oregon), T.....	73	1963	Blackburn, JA, T.....	**	1923
Barnhardt, Tom (North Carolina), P.....	17	1987	Blacklock, Hugh* (Michigan State), T.....	21	1920-25
Barrow, Lamin (LSU), LB.....	57	2015	Blackman, Lennox* (Tulsa), HB.....	11, 19	1930
Bars, Alex (Notre Dame) OL.....	63	2019-21	Blackson, Angelo (Auburn), DE.....	90	2021-22
Barth, Connor (North Carolina), K.....	4	2016-17	Blackwell, Josh (Duke), CB.....	39	2022
Bartholomew, Brent (Ohio State), P.....	12	2000	Blackwell, Kelly (TCU), TE.....	91	1992
Barton, Kirk, (Ohio State), T.....	69	2008	Blair, Paul (Oklahoma State), T.....	68	1986-87
Barwegan, Richard* (Purdue), G.....	26, 61	1950-52	Blake, Jeff (East Carolina), QB.....	11	2005
Basanez, Brett (Northwestern), QB.....	14	2009	Blanda, George* (Kentucky), QB/K.....	16, 22	1949-58
Baschnagel, Brian (Ohio State), WR.....	84	1976-84	Blasingame, Khari (Vanderbilt), FB.....	35	2022
Bass, David (Missouri Western St.), DE.....	91	2013-14	Blaylock, Anthony (Winston-Salem), CB.....	47	1993
Bass, Robert (Miami-FL), LB.....	52	1995	Boden, Lynn (South Dakota State), G.....	60	1979
Bassi, Dick* (Santa Clara), G.....	35	1938-39	Boggs, Taylor (Humboldt State), G/C.....	60	2013-14
Bates, DWayne (Northwestern), WR.....	87	1999-2001	Boland, George* (Purdue), FB.....	5, 19	1921-24
Battles, Bill* (Brown), E.....	**	1939	Bond, Devante (Oklahoma) LB.....	53	2019-20
Bauman, Alf* (Northwestern), T.....	41	1948-50	Bonderant, JB* (DePaw), C.....	**	1922
Bausby, DeVante (Pittsburgh State), DB.....	20	2016	Boniol, Chris (Louisiana Tech), K.....	18	1999
Bausch, Frank* (Kansas), C.....	24	1937-40	Booker, Marty (NW Louisiana), WR.....	86	1999-2003; 08
Baxter, Fred (Auburn), TE.....	84	2001-02	Boone, Alfonso (Mt. San Ant. JC), DT.....	70	2001-06
Baynham, Craig (Georgia Tech), RB.....	46	1970	Boone, JR* (Tulsa), HB.....	55, 57	1948-51
Becker, Dave (Iowa), S.....	49	1980	Borders, Breon (Duke), CB.....	20	2022
Becker, Doug (Notre Dame), LB.....	51	1978	Borom, Larry (Mizzou), OL.....	75	2021-22
Becker, Kurt (Michigan), G.....	79	1982-88; 90	Bortz, Mark (Iowa), G.....	62	1983-94
Becker, Wayland* (Marquette), E.....	21	1934	Boso, Cap (Illinois), TE.....	86	1987-91
Becton, Nick (Virginia Tech), G/T.....	71	2015	Bostic, Jonathan (Florida), LB.....	57, 52	2013-15
Beekman, Josh (Boston College), G.....	67	2007-09	Bowers, Sam (Fordham), TE.....	84	1987
Bell, Bob (Missouri), LB.....	97	1987	Bowman, Zackary (Nebraska), CB.....	35, 38	2008-13
Bell, Joique (Wayne State), RB.....	43	2016	Bownes, Fabien (W. Illinois), WR.....	82, 88	1995-98
Bell, Kahlil (UCLA), RB.....	32	2009-12	Boyle, Tim (Uconn), QB.....	17	2022
Bell, Kay* (Washington State), T.....	26	1937	Brackett, ML (Auburn), T.....	63	1956-57
Bell, Ricky (NC State), CB.....	30, 32	1997-98	Bradley, Chuck (Oregon), TE.....	81	1977
Bell, Todd* (Ohio State), S.....	25	1981-84;86	Bradley, Ed* (Wake Forest), G.....	38, 67	1950; 52
Bellamy, Josh (Louisville).....	11, 15	2014-18	Bradley, Mark (Oklahoma), WR.....	16	2005-08
Belton, Keith (Syracuse), FB.....	44	2004	Bradley, Steve (Indiana), QB.....	12	1987
Benjamin, Ryan (South Florida), LS.....	63	2001	Braidwood, Charles* (Chattanooga), E.....	16	1932
Bennett, Ben (Duke), QB.....	14	1987	Bramhall, Art* (DePaul), HB.....	**	1931
Bennett, Earl (Vanderbilt), WR.....	85, 80	2008-13	Brandon, Cory (Oklahoma), T.....	76	2012
Bennett, Edgar (Florida State), RB.....	32	1998-99	Bratkowski, Edmund "Zeke" (Ga.), QB.....	12	1954;57-60;72
Bennett, Martellus (Texas A&M), TE.....	83	2013-15	Braunacker, Ben (Harvard), TE.....	84	2016-19
Benson, Cedric* (Texas), RB.....	32	2005-07	Braverman, Daniel (Western Michigan), WR.....	83	2016
Benton, Jim* (Arkansas), E.....	12	1943	Bray, Ray* (Western Michigan), G.....	82	1939-42;46-51
Berger, Mitch (Colorado), P.....	17	1995	Bray, Tyler (Tennessee), QB.....	9	2018
Bergerson, Gilbert* (Oregon State), G.....	23	1932-33	Brewer, Chris (Arizona), RB.....	32	1987
Berlin, Eddie (Northern Iowa), WR.....	86	2005	Briggs, Greg (Texas Southern), LB.....	54	1996
Berrian, Bernard (Fresno State), WR.....	80	2004-07	Briggs, Lance (Arizona), LB.....	55	2003-14
Berry, Connie, M.* (NC State), E.....	23	1942-46	Brien, Doug (California), K.....	10	2005
Berry, Royce (Houston), DE.....	82	1976	Brink, Larry (Northern Illinois), E.....	80	1954
Best, Art* (Kent State), RB.....	25	1977-78	Brisker, Jaquan (Penn State), S.....	9	2022
Bettis, Tom (Purdue), LB.....	65	1963	Britton, Earl* (Illinois), FB.....	80	1925
Betttridge, John* (Ohio State), HB.....	9	1937	Britton, Eben (Arizona), G/T.....	62	2013-14
Bingham, Don* (Sul Ross), HB.....	46	1956	Brockermeyer, Blake (Texas), T.....	78	1999-2001
Bishop, Bill* (North Texas), T.....	73	1952-60	Brockman, Edward (Oklahoma), B.....	**	1930
Bishop, Don* (Los Angeles City), E.....	45	1959	Brooks, Anthony (E. Texas St.), WR.....	10	1993
Bivins, Charles* (Morris Brown), HB.....	49	1960-66	Brooks, Macey (James Madison), WR.....	83	1999-2000

Brown, Alex (Florida), DE.....	96	2002-09
Brown, Andrew (Virginia), DL.....	94	2022
Brown, Daniel (James Madison), TE.....	85	2016-18
Brown, Charlie (Syracuse), DB.....	22	1966-67
Brown, Ed* (San Francisco), QB/P.....	15	1954-61
Brown, James (Troy), T/G.....	78	2012-13
Brown, Kevin (W. Texas State), P.....	11	1987
Brown, Mike (Nebraska), S.....	30	2000-08
Brown, Ruben (Pittsburgh), G.....	74	2004-07
Brown, William (Illinois), FB.....	38	1961
Bruer, Bob (Mankato State), TE.....	81	1976
Brumbaugh, Carl* (Florida), QB.....	8	1930-37
Brupbacher, Ross (Texas A&M), LB.....	31	1970-73
Bryan, Johnny* (Chicago), HB.....	4, 8, 9	1922-25
Bryant, Waymond (Tennessee St.), LB.....	50	1974-77
Buckler, William "Bill" (Alabama), G.....	5, 15, 16	1926-31
Buenning, Dan (Wisconsin), G.....	72	2008
Buffone, Doug* (Louisville), LB.....	55	1966-79
Buford, Maury (Texas Tech), P.....	8	1985-86;89-91
Buivid, Ray* (Marquette), QB/HB.....	9	1937-38
Bukich, Rudy (USC), QB.....	10, 14	1958-59;62-68
Bull, Ronnie (Baylor), B.....	29	1962-70
Bullard, Jonathan (Florida), DL.....	74	2016-18
Bullocks, Josh (Nebraska), S.....	36	2009-10
Burdick, Lloyd* (Illinois), T.....	14	1931-32
Burgeis, Glenn* (Tulsa), T.....	29	1945
Burger, Todd (Penn State), G.....	63	1993-97
Burks, Randy (SE Oklahoma St.), WR.....	83	1976
Burman, George (Northwestern), T.....	68	1964
Burns, Artie (Miami), DB.....	25	2021
Burns, Keith (Oklahoma State), LB.....	52	1999
Burris, Henry (Temple), QB.....	10	2002
Burton, James (Fresno State), CB.....	35	1994-97
Burton, Michael (Rutgers), FB.....	46	2018
Burton, Shane (Tennessee), DT.....	94	1999
Burton, Trey (Florida), TE.....	80	2018-19
Bush, Deon (Miami, Fla.), DB.....	26	2016-21
Bush, Michael (Louisville), RB.....	29	2012-13
Bushrod, Jermon (Towson), T.....	74	2013-15
Buss, Arthur* (Michigan State), T.....	10, 11	1934-35
Bussey, Young* (LSU), QB.....	37	1940-41
Butkus, Dick (Illinois), LB.....	51	1965-73
Butler, Gary (Rice), TE.....	81	1975
Butler, Kevin (Georgia), K.....	6	1985-95
Butterfield, Mark (Stanford), QB.....	10	1996
Buzin, Rich (Penn State), T.....	73	1972
Byrd, Damiere (South Carolina), WR.....	10	2021

Callahan, Bryce (Rice), CB.....	37	2015-18
Calland, Lee (Louisville), CB.....	23	1969
Cameron, Jack (Winston-Salem), WR.....	30	1984
Campana, Al* (Youngstown), HB.....	10, 40	1950-53
Campbell, Gary (Colorado), LB.....	59	1977-83
Campbell, Jason (Auburn), QB.....	2	2012
Campbell, Leon* (Arkansas), FB.....	32	1952-54
Canady, James* (Texas), HB.....	8	1948-49
Carey, Bob* (Michigan State), E.....	85	1958
Carey, KaDeem (Arizona), RB.....	25	2014-16
Carimi, Gabe (Wisconsin), G/T.....	72	2011-12
Carl, Harland (Wisconsin), HB.....	41	1956
Carlson, Jules "Zuck" (Oregon St.), G.....	20	1929-36
Caroline, JC (Illinois), DB.....	25	1956-65
Carrier, Mark (USC), S.....	20	1990-96
Carter, Daryl (Wisconsin), LB.....	59	1997
Carter, DeAndre (Sacramento State), WR.....	19	2020
Carter, JaTyre (Southern), OL.....	69	2022
Carter, Marty (Mid. Tenn. St.), S.....	23	1995-98
Carter, Tom (Notre Dame), CB.....	25	1997-99
Carter, Tony (Minnesota), RB.....	30	1994-97
Carter, Virgil (BYU), QB.....	9, 11, 15	1968-69; 76-77
Casares, Rick* (Florida), FB.....	35	1955-64
Casey, Tim (Oregon), LB.....	34	1969
Cash, Kerry (Texas), TE.....	84	1996
Castete, Jesse (McNeese State), HB.....	22	1956
Catthouse, Sean (California), S.....	36	2013
Cerqua, Marq (Carson-Newman), LB.....	49	2002
Chamberlin, Guy* (Nebraska), E.....	13, 23	1920-21
Chambers, Wally* (E Kentucky), DT.....	60	1973-77
Chancey, Robert, FB.....	38	1998
Chandler, Chris (Washington), QB.....	12	2002-03
Chapura, Dick (Missouri), DT.....	94	1987-89
Charlton, Taco (Michigan), DE.....	97	2022
Chesley, Al (Pittsburgh), LB.....	57	1982
Chesney, Chester "Chet" (DePaul), C.....	28	1939-40
Childs, Clarence (Florida A&M), DB.....	23	1968
Christian, Bob (Northwestern), FB.....	44	1992-94
Christian, Marqui (Midwestern State), DB.....	43	2021
Cifers, Ed* (Tennessee), E.....	14	1947-48
Clark, Darryl (Texas), RB.....	37	1987
Clark, Desmond (Wake Forest), TE.....	88	2003-10
Clark, Gail (Michigan State), LB.....	53	1973
Clark, Greg (Arizona State), LB.....	98	1988
Clark, Herman* (Oregon State), G.....	65, 74	1952-56
Clark, Jon (Temple), T.....	72	1996-97
Clark, Phil (Northwestern), DB.....	39	1970
Clarke, Harry* (West Virginia), HB.....	4	1940-43
Clarkson, Stuart* (Texas A&I), G.....	31, 36	1942, 46-50
Claypool, Chase (Notre Dame), WR.....	10	2022
Clausen, Jimmy (Notre Dame), QB.....	8	2014-15
Clemons, Craig (Iowa), S.....	43	1972-77
Clinton-Dix, Ha Ha (Alabama), S.....	21	2019
Clutts, Tyler (Fresno State), FB.....	44	2011
Coady, Rich (Memphis State), C/E.....	37, 52	1970-74

C	#	Years
Cabral, Brian (Colorado), LB.....	54	1981-86
Cadile, James (San Jose State), G.....	72	1962-72
Caffey, Lee Roy* (Texas A&M), LB.....	60	1970
Cain, Jeremy (Massachusetts), LB/LS.....	58, 44	2004-05; 13-14
Cain, Joe (Oregon Tech), LB.....	59	1993-96
Caldwell, Mike (Middle Tenn. St.), LB.....	55	2002

HISTORY

Cobb, Mike (Michigan State), TE.....	87	1978-81
Cobb, Trevor (Rice), RB.....	43	1994
Cody, Ed* (Purdue), FB.....	16	1949-50
Cohen, Landon (Ohio), DT.....	29	2013
Cohen, Tarik (North Carolina A&T), RB.....	97	2017-20
Coia, Angelo* (USC), HB.....	46	1960-63
Colbert, Adrian (Texas), S.....	23	2022
Cole, Emerson* (Toledo), FB.....	31	1952
Cole, Linzy (TCU), WR.....	25	1970
Coleman, Quincy (Jackson State), CB.....	43	1998
Coleman, Travis (Hampton), DB.....	39	2002
Coley, James (Clemson), TE.....	89	1990
Collier, Ervin (Florida A&M), DT.....	93	1995
Collins, Andre (Penn State), LB.....	52	1998
Collins, Nate (Virginia), DT.....	93	2012-13
Collins, Todd (Michigan), QB.....	10	2010
Colombo, Marc (Boston College), T.....	75	2002-05
Colvin, Roosevelt (Purdue), LB.....	59	1999-2002
Compton, Tom (South Dakota), OL.....	76	2017
Concannon, Jack* (Boston College), QB.....	11	1967-71
Conkright, Bill* (Oklahoma), C.....	47	1937-38
Connor, George* (Notre Dame), T/LB.....	71, 81	1948-55
Conte, Chris (California), S.....	47	2011-14
Conway, Curtis (USC), WR.....	80	1993-99
Conzelman, Jim* (Washington), QB.....	1, 15	1920
Cook, Daimon (Bethune-Cookman), T.....	76	2001
Cook, Marv (Iowa), TE.....	86	1994
Cooke, Ed (Maryland), E.....	80	1958
Cooper Sr., Marcus (Rutgers), DB.....	31	2017-18
Copeland, Ron* (UCLA), WR.....	36	1969
Corbett, George* (Millikin), HB.....	5	1932-38
Cornish, Frank (Grambling), DT.....	73	1966-70
Corzine, Lester* (Davis & Elkins), HB.....	**	1938
Costanzo, Blake (Lafayette), LB.....	52	2012-13
Cotton, Craig (Youngstown), TE.....	80	1973
Coulter, Isaiah (Rhode Island), WR.....	19	2021
Cousin, Terry (South Carolina), CB.....	21, 24	1997-99
Covert, Jim (Pittsburgh), T.....	74	1983-90
Cowan, Les* (McMurry), T.....	89	1951
Coward, Rashaad (Old Dominion), DL.....	69	2017-2020
Cowsette, Delbert (Maryland), DT.....	73	2006
Cox, Bryan (W. Illinois), LB.....	52	1996-97
Cox, Ron (Fresno State), LB.....	54	1990-95, '97
Crawford, Fred* (Duke), T.....	14	1934-35
Crawford, James* (Illinois), G.....	27	1925
Crawford, Xavier (Central Michigan), DB.....	47	2020-21
Croft, Abe* (SMU), E.....	12	1944-45
Croftcheck, Don (Indiana), G.....	61	1967
Cross, Bob* (Stephen F. Austin), T.....	76	1952-53
Cruikshank, Dane (Arizona), S.....	29	2022
Culpepper, Brad (Florida), DT.....	76	2000
Culver, Alvin* (Notre Dame), T.....	27, 70	1932
Cunningham, Benny (Middle Tennessee), RB.....	30	2017-18
Cunningham, Harold* (Ohio State), E.....	14	1929
Curchin, Jeff* (Florida State), T.....	70	1970-71

Currie, Airese (Clemson), WR.....	17	2006
Cutler, Jay (Vanderbilt), QB.....	6	2009-16

D	#	Years
Daffer, Terrell "Ted" (Tennessee), E.....	64	1954
Dalton, Andy (TCU), QB.....	14	2021
Damore, John (Northwestern), C.....	50	1957, 59
Daniel, Chase (Missouri), QB.....	4	2018-19
Daniell, Jim* (Ohio State), T.....	99	1945
Daniels, Dick (Pacific-Oregon), S.....	23	1969-70
Daniels, James (Iowa), OL.....	68	2018-21
Daniels, Phillip (Georgia), DE.....	93	2000-03
Davis, Art* (Alabama State), T.....	70, 78	1953-54
Davis, Chauncey (Florida State), DE.....	94	2011
Davis, Fred* (Alabama), T.....	24	1946-51
Davis, Harper (Miss. St.), HB.....	19	1950
Davis, Jason (Illinois), FB.....	43	2008
Davis, John (Emporia State), TE.....	82	2001-02
Davis, John (Missouri), DB.....	47	1970
Davis, Kellen (Michigan State), TE.....	87	2008-12
Davis, Mike (South Carolina) RB.....	25	2019
Davis, Rashied (San Jose St.), CB/WR.....	21, 81	2005-10
Davis, Rob (Shippensburg - PA), DT/LS.....	91	1996
Davis, Roger (Syracuse), G.....	60	1960-63
Davis, Russell (North Carolina), DE.....	95	1999
Davis, Wendell (LSU), WR.....	82	1988-93
de la Puente, Brian (California), C/G.....	64	2014
Dean, Fred (Texas Southern), G.....	63	1977
DeCicco, Dom (Pittsburgh), LB.....	57, 58	2011-12
DeCorrevont, Bill* (Northwestern), HB.....	36	1948-49
DeLong, Steve* (Tennessee), DE.....	87	1972
Deloplaïne, Jack (Salem), RB.....	33	1979
Demps, Quintin (UTEP), DB.....	21	2017
Dempsey, Frank* (Florida), G.....	40, 62	1950-53
Denney, Austin* (Tennessee), E.....	84	1967-69
Denson, Autry (Notre Dame), RB.....	25	2001
Dent, Richard (Tennessee St.), DE.....	95	1983-93; 95
DePaola, Andrew (Rutgers), LS.....	49	2017
Devlin, Chris (Penn State), LB.....	50	1978
Dewveall, Willard* (SMU), E.....	88	1959-60
Digris, Bernie* (Holy Cross), T.....	37	1943
Dimancheff, Boris "Babe" (Purdue), HB.....	41	1952
Ditka, Mike (Pittsburgh), TE.....	89	1961-66
Dixon, Ahmad (Baylor), S.....	36	2014
Dodd, Al* (NW Louisiana), DB.....	23	1967
Doehring, John "Bull", FB.....	11, 27	1932-37
Doerger, Jerry (Wisconsin), T.....	72	1982
Dogins, Kevin (Texas A&M-Kville), C.....	73	2001-02
Donchez, Tom (Penn State), RB.....	36	1975
Dooley, Jim* (Miami-FL), E.....	43	52-54; 56-57; 59-62
Dorsey, Quinn (Oregon), DE.....	90	2004
Dottley, John* (Mississippi), FB.....	34	1951-53
Douglas, Merrill (Utah), FB.....	36	1958-60
Douglass, Bobby (Kansas), QB.....	10	1969-75
Douglass, Maurice (Kentucky), DB.....	36, 37	1986-94

Douthitt, Earl (Iowa), S.....	43	1975
Dowden, Corey (Tulane), CB.....	20	1997
Draft, Chris (Stanford), LB.....	96	1998
Dragos, Scott (Boston College), FB/TE.....	45	2000-01
Draughn, Shaun (North Carolina), RB.....	38	2014
Dreher, Ferd* (Denver), E.....	20	1938
Dressen, Charley*, QB.....	5	1920
Drews, Ted* (Princeton), E.....	20, 80	1928
Dreyer, Wally* (Wisconsin), HB.....	3	1949
Driscoll, Paddy* (Northwestern), HB.....	1, 20	1920; 26-29
Druilis, Chuck* (Temple), G.....	14, 21	1942, 45-50
Drury, Lyle* (St. Louis), E.....	23	1930-31
Drzewiecki, Ron* (Marquette), HB.....	21	1955; 57
Duarte, George (N Arizona), CB.....	30	1987
Ducasse, Vladimir (Massachusetts), G.....	62	2015
Duerson, Dave* (Notre Dame), S.....	22	1983-89
Dugger, Jack* (Ohio State), E.....	12	1949
Dulaney, Mike (North Carolina), RB.....	38	1997
Dunlap, Bob* (Oklahoma), QB.....	30	1935
Dunn, Brandon (Louisville), DT.....	98	2014-15
Dunsmore, Pat (Drake), TE.....	91	1983-84
Duvic, John (Northwestern), K.....	10	1987
Dvoracek, Dusty (Oklahoma), DT.....	98	2007-08
Dyko, Chris* (Washington St.), T.....	68	1989

E	#	Years
Earl, Robin (Washington), RB/TE.....	39, 81	1977-82
Ebner, Trestan (Baylor), RB.....	25	2022
Ecker, Ed* (John Carroll), T.....	22	1947
Edinger, Paul (Michigan State), K.....	2	2000-04
Edison, Cornelius (Portland State), OL.....	60	2016
Edwards, Brian (East Tenn. St.), RB.....	38	2000
Edwards, Cid (Tennessee State), RB.....	37	1975
Edwards, Lavar (LSU), DL.....	76	2015
Edwards, Marc (Notre Dame), FB.....	49	2005
Edwards Jr., Mario (Florida State), DL.....	97	2020-21
Edwards, Steve (Central Florida), T.....	79	2002-05
Eilers, Pat (Notre Dame), S.....	25, 37	1995
Eiselen, Dieter (Yale), OL.....	60	2020-22
Eldridge, Brody (Oklahoma), TE.....	88	2012
Elliott, Jamin (Delaware), WR.....	87	2002
Ellis, Allan* (UCLA), CB.....	48	73-77; 79-80
Elnes, Leland* (Bradley), QB.....	10, 11	1929
Ely, Harold* (Iowa), G.....	11	1932
Ely, Larry (Iowa), LB.....	54	1975
Enderle, Nathan (Idaho), QB.....	10	2011
Engelbreten, Paul* (Northwestern), G.....	21	1932
Englund, Harry*, E.....	15	1920-23
Engram, Bobby (Penn State), WR.....	81	1996-2000
Enis, Curtis (Penn State), RB.....	39, 44	1998-2000
Epps, Tory* (Memphis State), DT.....	65	1993-94
Erickson, Craig (Miami-FL), QB.....	19	1999
Erickson, Harold* (Wash. & Jeff.), HB.....	26	1925
Evans, Darrynton (Appalachian State), RB.....	21	2022
Evans, Earl* (Harvard), T.....	19, 44	1926-29

Evans, Fred* (Notre Dame), HB.....	11	1948
Evans, Vince (USC), QB.....	8	1977-83
Everett, Tyler (Ohio State), S.....	22	2006
Evey, Dick* (Tennessee), T.....	79	1964-69

F	#	Years
Fabulaje, Tayo (TCU), T.....	73	2015
Fada, Rob (Pittsburgh), G.....	92	1983-84
Fain, Richard (Florida), CB.....	24	1992
Fales, David (San Jose State), QB.....	12, 9	2014-16
Falkenberg, Herb* (Trinity), FB.....	30	1952
Famiglietti, Gary* (Boston U.), FB.....	2	1938-45
Fanning, Stan* (Idaho), T.....	65	1960-62
Farmer, George (UCLA), WR.....	43	1970-75
Farrington, John* (Prairie View), E.....	84	1960-63
Farris, Tom* (Wisconsin), QB.....	36	1946-47
Faulkerson, Mike (North Carolina), FB.....	38	1995-96
Feathers, Beattie* (Tennessee), HB.....	48	1934-37
Febel, Fritz* (Purdue), G.....	28	1935
Federovitch, John* (Davis & Elkins), T.....	34	1941, 1946
Feely, Jay (Michigan), K.....	4	2014
Feichtinger, Andy*, E.....	11	1920-21
Fencik, Gary (Yale), S.....	45	1976-87
Fenimore, Bob* (Oklahoma A&M), HB.....	55	1947
Ferguson, Ego (LSU), DT.....	95	2014-15
Ferguson, JB, T.....	**	1932
Ferguson, Jim (South Carolina), C/LB.....	58	1969
Fetz, Gus*, FB.....	10	1923
Fiammetta, Tony (Syracuse), FB.....	43	2013-14
Fields, Justin (Ohio State), QB.....	1	2021-22
Figner, George "Bunny" (Colorado), HB.....	21	1953
Finzer, Dave (DePauw), P.....	15	1984
Fisher, Bob (SMU), TE.....	85	1980-81
Fisher, Jeff (USC), CB.....	24	1981-84
Fittz, Kylie (Utah), LB.....	49	2018
Fitzgerald, Greg (Iowa), DT.....	96	1987
Flaherty, Pat* (Princeton), E.....	15	1923
Flanagan, Dick* (Ohio State), G.....	9	1948-49
Flanagan, Latham* (Carnegie Tech), E.....	19	1931
Flanigan, Jim (Notre Dame), DT.....	68, 99	1994-2000
Fleckenstein, Bill* (Iowa), G.....	15	1925-30
Floyd, Bobby Jack (TCU), FB.....	30	1953
Floyd, Leonard (Georgia), LB.....	94	2016-19
Flutie, Doug (Boston College), QB.....	2	1986
Foles, Nick (Arizona), QB.....	9	2020-21
Fontenot, Al (Baylor), DE.....	96	1993-96
Fontenot, Jerry (Texas A&M), G.....	67	1989-96
Forbes, Marlon (Penn State), S.....	46	1996-98
Ford, Carl (Toledo), WR.....	19	2005
Ford, Charlie (Houston), CB.....	32	1971-73
Ford, Michael (LSU), RB.....	32	2013
Fordham, Jim* (Georgia), FB.....	3	1944-45
Forrest, Tom* (Cincinnati), G.....	62	1974
Forsey, Brock (Boise State), RB.....	44	2003
Forte, Aldo* (Montana State), G.....	23	1939-42

Forté, Matt (Tulane), RB.....	22	2008-15
Fortmann, Dan* (Colgate), G.....	21	1936-43
Fortunato, Joe* (Mississippi State), LB.....	31	1955-66
Francis, Sam* (Nebraska), FB.....	38	1937-38
Franklin, Jerry (Arkansas), LB.....	59	2012-13
Franklin, Paul* (Franklin), E.....	9	1930-34
Frazier, Leslie (Alcorn State), CB.....	21	1981-85
Frederick, Andy (New Mexico), T.....	71, 72	1983-85
Freeman, Jerrell (Mary Hardin-Baylor), LB.....	50	2016-17
Frey, Isaiah (Nevada), CB.....	31	2013-14
Friedman, Lennie (Duke), G.....	62	2005
Frump, Milton* (Ohio Wesleyan), G.....	17	1930
Fuller, Kyle (Virginia Tech), CB.....	23	2014-20
Fuller, Steve (Clemson), QB.....	4	1984-86
Furrer, Will (Virginia Tech), QB.....	2	1992

G

	#	Years
Gabriel, Taylor (Abilene Christian), WR.....	18	2018-19
Gafford, Thomas (Houston), LS.....	43	2015
Gage, Justin (Missouri), WR.....	87, 12	2003-06
Gagnon, Dave (Ferris State), RB.....	21	1974
Gaines, Michael (Central Florida), TE.....	85	2009
Gaines, Wentford (Cincinnati), CB.....	36	1978-80
Galimore, Willie* (Florida A&M), HB.....	28	1957-63
Gallagher, Dave (Michigan), DE.....	76	1974
Gallarneau, Hugh* (Stanford), HB.....	8	1941-42; 45-47
Gandy, Mike (Notre Dame), G.....	69	2002-04
Garay, Antonio (Boston College), DT.....	90	2006-07
Gardner, Gilbert (Purdue), LB.....	59	2008
Gardocki, Chris (Clemson), P/K.....	17	1991-94
Garrett, Carl (New Mexico H'lands), RB.....	26	1973-74
Garrett, T.* (Oklahoma A&M), C.....	13	1947-48
Garrett, WD* (Mississippi State), T.....	44	1950
Garvey, Art "Hec" (Notre Dame), E.....	6	1922-23
Garvey, Ed* (Notre Dame), HB.....	28	1925
Garza, Roberto (Texas A&M-K'ville), G.....	63	2005-14
Gaston, Bruce (Purdue), DL.....	76	2015
Gates, DeMarquis (Ole Miss), LB.....	43	2022
Gattis, Josh (Wake Forest), S.....	43	2007
Gault, Willie (Tennessee), WR.....	83	1983-87
Gayle, Shaun (Ohio State), S.....	23	1984-94
Gedney, Chris* (Syracuse), TE.....	84	1993-96
Gentry, Curtis (Maryland Eastern Shore), DB.....	46	1966-68
Gentry, Dennis (Baylor), WR.....	29	1982-92
Gentry, Tanner (Wyoming), WR.....	19	2017
George, Bill* (Wake Forest), G/LB.....	61, 72	1952-65
George, Jeff (Illinois), QB.....	11	2004
Gepford, Sid* (Millikin & Bethany), B.....	6	1920
Gersbach, Carl (West Chester St.), LB.....	59	1975
Geyer, Bill* (Colgate), HB.....	7, 11	1942-43, 46
Gibron, Abe* (Purdue), G.....	65	1958-59
Gibson, Aaron (Wisconsin), G/T.....	78	2003-04
Gibson, Thadeus (Ohio State), DE.....	93	2011
Gilbert, Jarron (San Jose State), DT.....	90	2009
Gilbert, Kline* (Mississippi), T.....	62	1953-57

Gill, Trenton (NC State), P.....	16	2022
Gilliam, John (South Carolina St.), WR.....	82	1977
Gilmore, John (Penn State), TE.....	85	2002-07
Ginn Jr., Ted (Ohio State), WR.....	19	2020
Gipson Sr., Tashawn (Wyoming), S.....	38	2020-21
Gipson, Trevis (Tulsa), LB.....	99	2020-22
Glasgow, Brian (N Illinois), TE.....	82, 98	1987
Glenn, Bill* (E Illinois), QB.....	8	1944
Glenn, Jacoby (Central Florida), CB.....	39	2015-16
Glennon, Mike (NC State), QB.....	8	2017
Glueck, Larry (Villanova), B.....	43	1963-65
Goebel, Paul* (Michigan), E.....	44	1925
Goldman, Eddie (Florida State), DL.....	91	2015-21
Goodnight, Owen* (Hardin-Simmons), QB.....	27	1946
Gordon, Dick (Michigan State), WR.....	45	1965-71
Gordon, Kyler (Washington), CB.....	6	2022
Gordon, Lou* (Illinois), T.....	19	1938
Gorgal, Ken* (Purdue), HB.....	14	1955-56
Gould, Robbie (Penn State), K.....	9	2005-15
Gowins, Brian (Northwestern), K.....	11	1999
Grabowski, Jim (Illinois), RB.....	33	1971
Graham, Conrad (Tennessee), DB.....	37	1973
Graham, Corey (New Hampshire), CB.....	21	2007-11
Graham, Jeff (Ohio State), WR.....	81	1994-95
Graham, Jimmy (Miami-FL), TE.....	80	2020-21
Graham Jr., Thomas (Oregon), DB.....	21	2021
Grandberry, Ken (Wash. St.), RB.....	47	1974
Grange, Garland "Gardie" (Illinois), E.....	25	1929-31
Grange, Harold "Red" (Illinois), HB/DB.....	77	1925; 29-34
Grant, Charles (Georgia), DE.....	94	2010
Grant, Ernest (Ark.-Pine Bluff), DT.....	72	2002-74
Grant Sr., Jakeem (Texas Tech), WR.....	17	2021
Grant, Larry (Ohio State), LB.....	95	2013
Grasmanis, Paul (Notre Dame), DT.....	93	1996-98
Grasu, Hroniss (Oregon), C.....	55	2015-17
Gray, Bobby (Louisiana Tech), SS.....	25	2002-04
Gray, Chris (Auburn), G.....	62	1997
Green, Bobby Joe* (Florida), P.....	88	1962-73
Green, Gerri (Mississippi State), LB.....	98	2022
Green, Mark (Notre Dame), RB.....	31	1989-92
Green, Mike (Northwestern St.), S.....	43	2000-05
Green, Robert (William & Mary), RB.....	22	1993-96
Greene, Khaseem (Rutgers), LB.....	59	2013-14
Greenwood, Glen* (Iowa), HB.....	**	1924
Griese, Brian (Michigan), QB.....	14	2006-07
Griffin, Ryan (Tulane), TE.....	84	2022
Grim, Bob (Oregon State), WR.....	27	1975
Grossman, Rex (Florida), QB.....	8	2003-08
Grosvenor, George* (Colorado), HB.....	8	1935-36
Groy, Ryan (Wisconsin), G.....	79	2014
Grygo, Al* (South Carolina), HB.....	32	1944-45
Gudauskas, Pete* (Murray State), G.....	17	1943-44
Gulyanics, George* (Ellisville JC), HB/P.....	39	1947-55
Gunn, Jimmy* (USC), LB.....	30	1970-75
Gunner, Harry (Oregon State), DE.....	78	1970

Gurode, Andre (Colorado), C/G	64	2012
H	#	Years
Haddon, Aldous* (Wash. & Jeff.), B.....	28	1928
Haines, Kris (Notre Dame), WR	83	1979-81
Halas, George* (Illinois), E	7	1920-29
Hale, Dave (Ottawa), DE	75	1969-73
Hall, Deiondre* (Northern Iowa), DB.....	32	2016-17
Hall, Lemanski (Alabama), LB	53	1998
Hallock, Ty (Michigan State), FB.....	49, 94	1998-99
Haluska, Jim (Wisconsin), HB.....	11	1956
Hambright, Arlington (Colorado), OL	71	2020
Hamilton, Marcus (Virginia), CB	24	2008
Hamity, Lewis* (Chicago), HB	3	1941
Hamlin, Gene (Western Michigan), C.....	50	1971
Hammond, Henry* (Southwestern), E	15	1937
Hampton, Dan (Arkansas), DE/DT.....	99	1979-90
Hand, Harrison (Temple), CB	30	2022
Hanie, Caleb (Colorado State), QB	12	2008-11
Hanke, Carl* (Minnesota), G	5	1922
Hanny, Frank* (Indiana), E	19	1922-26
Hansen, Wayne* (Texas Western), C.....	14, 51	1950-59
Harbaugh, Jim (Michigan), QB.....	4, 14	1987-93
Hardy, Cliff (Michigan State), CB	17	1971
Hardy, John (California), DB	38	1991
Harley, Charles "Chic" (Ohio State), RB	4	1921
Harmon, Ronnie (Iowa), RB	22	1997
Harper, LaSalle (Arkansas), LB	54	1989
Harper, Roland (Louisiana Tech), RB	35	75-78; 80-82
Harris, Al (Arizona State), DE.....	90	1979-84;86-87
Harris, Chris (Louisiana-Monroe), S.....	46	2005-06; 10-11
Harris, Chuck (West Virginia), T.....	75	1987
Harris, Demetrius (UW-Milwaukee).....	86	2020
Harris, Dwayne (East Carolina).....	82	2020
Harris, Frank (NC State), RB	36	1987
Harris, Jonathan (Lindenwood) DL.....	71	2019
Harris, Raymond (Ohio State), RB	29	1994-97
Harris, Richard* (Grambling), DE	84	1974-75
Harris, Sean (Arizona), LB	55	1995-2000
Harris, Tommie (Oklahoma), DT	91	2004-10
Harris, Walt (Mississippi State), CB.....	27	1996-2001
Harris, Willie (Mississippi State), WR	86	1993
Harrison, Jim (Missouri), RB	35	1971-74
Harrison, Marcus (Arkansas), DT.....	94, 99	2008-10
Harry, N'Keal (Arizona State), WR	8	2022
Hart, Tommy (Morris Brown), DE.....	53	1978-79
Hartenstine, Mike (Penn State), DE	73	1975-86
Hartman, Fred* (Rice), T.....	35	1947
Hartnett, Perry (SMU), G.....	71	1982-83
Hartsell, Mark (Boston College), QB.....	11	2000
Haselrig, Clint (Michigan), WR.....	81	1974
Hass, Mike (Oregon State), WR	83	2007
Hatley, John* (Sul Ross), G.....	65	1953
Hawkins, Garland (Syracuse), DE	74	1995
Hayden, Kelvin (Illinois), CB	24	2012, 14

Hayes, Geno* (Florida State), LB.....	58	2012
Haynes, Michael (Penn State), DE.....	97	2003-05
Hazelton, Major (Florida A&M), DB	49	1968-69
Healey, Ed* (Dartmouth), T.....	16	1922-27
Healy, Don (Maryland), G.....	60	1958-59
Hearden, Tom* (Notre Dame), QB	80	1929
Heck, Andy (Notre Dame), T.....	64	1994-98
Heileman, Charles* (Iowa State), E.....	8	1939
Heimuli, Lakei (BYU), RB	38	1987
Helwig, John* (Notre Dame), G.....	80	1953-56
Hempel, Bill* (Carroll), T.....	19	1942
Henderson, Reuben (San Diego St.), CB	20	1981-82
Henry, Ricky (Nebraska), G.....	64	2011
Hensley, Dick (Kentucky), E.....	82	1953
Herbert, Khalil (Virginia Tech), RB.....	24	2021-22
Hernandez, Adam (Yale), G.....	78	1998
Herndon, Jimmy (Houston), T.....	74	1997-2001
Herron, Bruce (New Mexico), LB.....	51	1978-82
Hester, Devin (Miami-FL), CB/KR/PR/WR.....	23	2006-13
Hester, Jim* (North Dakota), TE.....	86	1970
Hewitt, Bill* (Michigan), E.....	56	1932-36
Heyward, Craig* (Pittsburgh), FB.....	45	1993
Hibbs, Jesse* (USC), T.....	54	1931
Hicks, Akiem (Regina), DL.....	96	2016-21
Hicks, Elijah (California), S.....	37	2022
Hicks, Michael (S. Carolina St.), RB	44	1996-97
Hicks, Tom (Illinois), LB	54	1976-80
High, Lennie*, HB.....	24	1920
Hiles, Van (Kentucky), S.....	48	1997
Hilgenberg, Jay (Iowa), C.....	63	1981-91
Hill, Charles (Maryland), DT.....	74	2003
Hill, Harlon* (North Alabama), E.....	87	1954-61
Hill, Ike (Catawba), WR.....	17	1973-74
Hills, Keno (Southwestern La.), G/T.....	68	1999
Hillenmeyer, Hunter (Vanderbilt), LB.....	92	2003-10
Hilliard, Randy (NW Louisiana), CB.....	47	1998
Hintz, Mike (Wis-Platteville), DB.....	35	1987
Hoban, Mike (Michigan), G.....	67	1974
Hobscheid, Fred* (Chicago), G.....	**	1927
Hodgins, Norm (LSU), S.....	34	1974
Hoffman, Jack* (Xavier), E.....	82	1952-56
Hoffman, John (Hawaii), DE.....	79	1971
Hoffman, John "Jack"* (Arkansas), E.....	29, 89, 82	1949-56
Hoge, Merril (Idaho State), RB.....	33	1994
Hohensee, Mike (Minnesota), QB.....	8	1987
Hoke, Jonathan (Ball State), CB.....	47	1980
Holdman, Warrick (Texas A&M), LB.....	53	1999-2003
Holloway, Glen* (N Texas State), G.....	61, 62	1970-73
Holly, Daven (Cincinnati), CB.....	26	2005
Holman, Willie* (South Carolina St.), DE.....	85	1968-73
Holmer, Walter* (Northwestern), FB.....	9	1929-30
Holmes, Jalyn (Ohio State), DE.....	95	2022
Holmes, Jaret (Auburn), K.....	10	1999
Holmes, Santonio (Ohio State), WR.....	14	2014
Holovak, Mike* (Boston College), FB.....	15	1947-48

Holt, Terrence (NC State), S.....	32	2008
Holtz, J.P. (Pitt), TE.....	81	2019-21
Hood, Ziggy (Missouri), DL.....	90	2015
Hoptowitz, Al* (Washington State), T.....	26	1941-45
Horan, Mike (Long Beach State), P.....	2	1998
Horn, Levi (Montana), T.....	79	2011
Horsted, Jesper (Princeton), TE.....	49	2019-21
Horton, Larry (Iowa), DT.....	64	1972-73
Housler, Rob (Florida Atlantic), TE.....	88	2015
Houston, Lamarr (Texas), DT.....	99	2014-17
Houston-Carson, DeAndre (William & Mary), DB.....	36	2016-22
Howard, Bobbie (Notre Dame), LB.....	52	2001-03
Howard, Dana (Illinois), LB.....	95	1996
Howard, Jordan (Indiana), RB.....	24	2016-18
Howley, Charles (West Virginia), C.....	54	1958-59
Hoyer, Brian (Michigan State), QB.....	2	2016
Hrivnak, Gary (Purdue), DT.....	72	1973-76
Huarte, John (Notre Dame), QB.....	7	1972
Huerta, Carlos (Miami-FL), K.....	8	1996
Hudson, Chris (Colorado), S.....	47	1999
Huff, Gary (Florida State), QB.....	19	1973-76
Huffine, Ken* (Purdue), FB.....	5	1921
Hugasian, Harry (Stanford), HB.....	48	1955
Hughes, Billy* (Texas), C.....	24	1940-41
Hughes, Tyrone (Nebraska), PR/KR.....	33	1997
Hull, Mike (USC), FB.....	33	1968-70
Hultz, Don (Southern Miss.), DT.....	67	1974
Humphries, Stefan (Michigan), G.....	75	1984-86
Hunsinger, Chuck (Florida), HB.....	46	1950-52
Hunt, Jackie* (Marshall), HB.....	25	1945
Hunt, Margus (Southern Methodist), DL.....	93	2021
Huntington, Greg (Penn State), G.....	67	1997-99
Hurd, Sam (Northern Illinois), WR.....	81	2011
Hurst, Demontre (Oklahoma), CB.....	30	2014-16
Hurst, William* (Oregon), G.....	**	1924
Hutchison, Anthony (Texas Tech), RB.....	31	1983-84
Hutchinson, Chad (Stanford), QB.....	9	2004
Huther, Bruce (New Hampshire), LB.....	57	1982
Hyche, Steve (Livingston), LB.....	58	1989
Hyland, Bob (Boston College), C.....	50	1970

Jackson, Bobby* (Alabama), HB.....	20	1961
Jackson, Eddie (Alabama), DB.....	4/39	2017-22
Jackson, Jack (Florida), WR.....	88	1995-96
Jackson, John (USC), WR.....	82	1996
Jackson, Lamar (Nebraska), CB.....	23	2022
Jackson, Noah (Tampa), G.....	65	1975-83
Jackson, Randy (Florida), T.....	65	1967-74
Jackson, Vestee (Washington), CB.....	24	1986-90
Jaeger, Jeff (Washington), K.....	1	1996-99
Jagade, Chick* (Indiana), FB.....	30	1954-55
James, Dan* (Ohio State), T.....	74	1967
James, Jesse (Penn State), TE.....	18	2021
Janata, John (Illinois), T.....	72	1983
Janet, Ernie (Washington), G.....	64	1972-74
January, Mike (Texas), LB.....	94	1987
Jarmoluk, Mike* (Temple), T.....	25	1946-47
Jecha, Ralph* (Northwestern), G.....	69	1955
Jeffery, Alshon (South Carolina), WR.....	17	2012-16
Jeffries, Eric (Texas), CB.....	24, 31	1987
Jencks, Robert* (Miami, OH), E.....	80	1963-64
Jenkins, Corey (South Carolina), LB.....	53	2004
Jenkins, Jarvis (Clemson), DL.....	96	2015
Jenkins, John (Georgia), DL.....	73	2017, 2020
Jenkins, Teven (Oklahoma State), OL.....	76	2021-22
Jennings, Keith (Clemson), TE.....	85	1991-97
Jennings, Tim (Georgia), CB.....	26	2010-14
Jensvold, Leo* (Iowa), QB.....	10	1931
Jeter, Bob (Iowa), CB.....	29	1971-73
Jeter, Perry* (California Poly Tech), RB.....	21	1956-57
Jewett, Bob (Michigan State), E.....	86	1958
Jiggetts, Dan (Harvard), T.....	62	1976-82
Jimoh, Ade (Utah State), CB.....	35	2007
Joe, Leon (Maryland), LB.....	53	2004-06
Joesting, Herb* (Minnesota), FB.....	33	1931-32
Johnson, Albert* (Kentucky), FB.....	3	1938
Johnson, Anthony (Notre Dame), RB.....	25	1995
Johnson, Bill* (SMU), G.....	33	1946-47
Johnson, Brent (Tenn.-Chattonooga), C/G.....	53	1987
Johnson, Bryan (Boise State), FB.....	47	2004-05
Johnson, Caleb (Houston Baptist), LB.....	92	2021
Johnson, Clyde (Kansas State), DB.....	35	1997
Johnson, Greg (Florida State), DT.....	78	1977
Johnson, Herman (LSU), G.....	67	2010
Johnson, Jack (Miami-FL), B.....	49	1957-59
Johnson, Jaylon (Utah), DB.....	33	2020-22
Johnson, John (Indiana), T.....	76	1963-68
Johnson, Keshon (Arizona), CB.....	25, 37	1993-95
Johnson, Leo* (Millikin), HB.....	8	1920
Johnson, Leon (North Carolina), RB.....	32	2001-02
Johnson, Oscar*, (Vermont), FB.....	1, 10	1924
Johnson, Pete (VMI), B.....	20	1959
Johnson, Robert (Auburn), TE.....	82	2003
Johnson, Tank (Washington), DT.....	99	2004-06
Johnson, Todd (Florida), S.....	32, 35	2003-06
Johnson, Troy (Oklahoma), LB.....	92	1988-89
Johnson, Will (NE Louisiana), LB.....	89, 93	1987

I	#	Years
Idonije, Israel (Manitoba), DE.....	71	2004-12
Iredi, Germain (Texas A&M), OL.....	74	2020-21
Iglesias, Juquin (Oklahoma), WR.....	17	2009
Ingwerson, Burt* (Illinois), G.....	10	1920-21
Inman, Dontrelle (Virginia), WR.....	17	2017
Ippolito, Anthony* (Purdue), G.....	82	1943
Ireland, Darwin (Arkansas), LB.....	52, 60	1994-95
Irvin, Bruce (West Virginia), LB.....	55	2021
Irving, Isaiah (San Jose State), LB.....	47	2017-19
Ivlow, John (Colorado State), RB.....	46	1993
Iwuh, Brian (Colorado), LB.....	52	2010-11
Iyegbuniwe, Joel (Western Kentucky), LB.....	45	2018-21

J	#	Years
---	---	-------

Johnsons, Luke* (Northwestern), E.....	24	1929-36
Jonathan, Kingsley (Syracuse), DE.....	59	2022
Jones, Bob (San Diego State), E.....	43	1967
Jones, Braxton (Southern Utah), OL.....	70	2022
Jones, Christian (Florida State), LB.....	59, 52, 57	2014-17, 2021
Jones, Dante (Oklahoma), LB.....	53	1988-94
Jones, Daryl (Miami-FL), WR.....	82	2004
Jones, Edgar* (Pittsburgh), HB.....	27, 37	1945
Jones, Greg (Colorado), LB.....	55	2001
Jones, Howard (Shepherd), LB.....	57	2017
Jones, Jayton (Texas A&M), CB.....	31	2022
Jones, Jeremy (Wayne State), S.....	46	2012
Jones, Jermaine (Northwestern St.), CB.....	26	1999
Jones, Jerry* (Notre Dame), G.....	12	1920-21
Jones, Jimmy (Wisconsin), E.....	80	1965-67
Jones, Justin (NC State), DL.....	93	2022
Jones, Kevin (Virginia Tech), RB.....	27	2008-09
Jones, Stan* (Maryland), T.....	78	1954-65
Jones, Thomas (Virginia), RB.....	20	2004-06
Jones Jr., Velus (Tennessee), WR.....	12	2022
Jones-Quartey, Harold (Findlay), S.....	29	2015-16
Joyce, Eric (Tennessee State), DB.....	38	2002
Jordan, Donald (Houston), RB.....	49	1984
Joseph, Dwayne (Syracuse), CB.....	32	1995-96
Joseph, Michael (Dubuque), DB.....	30	2021
Juenger, Dave (Ohio U.), WR.....	38	1973
June, Cato (Michigan), LB.....	59	2009
Jurkovic, Mirko* (Notre Dame), G.....	64	1992

Kinney, Steve (Utah State), T.....	63	1973-74
Kirk, Ken* (Mississippi), C.....	53	1960
Kissell, Adolph* (Boston College), FB.....	18	1942
Kittner, Kurt (Illinois), QB.....	15	2005
Klawitter, Dick* (S. Dakota State), C.....	54	1956-57
Klein, A.J. (Iowa State), LB.....	47	2022
Klein, Richard* (Iowa), T.....	79	1958-59
Kmet, Cole (Notre Dame), TE.....	85	2020-22
Knapczyk, Ken (Northern Iowa), WR.....	88	1987
Knight, Bryan (Pittsburgh), LB.....	90	2002-03
Knop, Oscar* (Illinois), FB.....	11	1923-28
Knox, Bill (Purdue), DB.....	31	1974-76
Knox, Johnny (Abilene Christian), WR/KR.....	13	2009-12
Knox, Ron* (UCLA), QB.....	18	1957
Koehler, Robert* (Northwestern), FB.....	3	1920-21
Kolman, Ed* (Temple), T.....	29	1940-44
Komar, Max (Idaho), WR.....	83	2011
Konovsky, Bob* (Wisconsin), G.....	58	1960
Kopcha, Joe* (Chattanooga), G.....	29	1929-35
Kortas, Kenneth (Louisville), T.....	70	1969
Kosins, Gary (Dayton), RB.....	33	1972-74
Kozlowski, Glen (BYU), WR.....	88	1987-92
Kramer, Erik (NC State), QB.....	12	1994-98
Kreamcheck, John* (Wm. & Mary), T.....	58	1953-55
Kreitling, Rich (Illinois), E.....	82	1964
Krenk, Mitch (Nebraska), TE.....	89	1984
Krenzell, Craig (Ohio State), QB.....	16	2004
Kreutz, Olin (Washington), C.....	57	1998-2010
Krieg, Dave (Milton College -WI), QB.....	17	1996
Kriewald, Doug (West Texas State), G.....	60	1967-68
Krumm, Todd (Michigan State), S.....	44	1988
Kuechenberg, Rudy (Indiana), LB.....	59	1967-69
Kunz, Lee (Nebraska), LB.....	57	1979-81
Kurek, Ralph (Wisconsin), FB.....	32	1965-70
Kush, Eric (California, Pa.), OL.....	64	2016-18, 20
Kwiatkoski, Nick (West Virginia), LB.....	44	2016-19

K	#	Years
Kamara, Sam (Stony Brook), LB.....	46	2021
Karr, William* (West Virginia), E.....	22	1933-38
Karras, Ted* (Indiana), G.....	67	1960-64
Karwales, Jack* (Michigan), E.....	33	1946-47
Kashama, Alain (Michigan), DE.....	94	2004
Kassel, Chuck* (Illinois), E.....	24	1927
Kavanaugh, Ken* (LSU), E.....	51	40-41; 45-50
Kawal, Ed* (Illinois), C.....	19, 27	1931-36
Keane, Jim* (Iowa State), E.....	20	1946-51
Keefe, Jerry* (Notre Dame), G.....	**	1920
Kelly, Elmo* (Wichita), E.....	76	1944
Kelly, Jim (Tennessee State), TE.....	88	1974
Kendrick, Jim* (Texas A&M), T.....	6, 26	1924
Kennedy, Jimmy (Penn State), DT.....	72	2007
Kennison, Eddie (LSU), WR.....	82	2000
Keriasotis, Nick* (St. Ambrose), G.....	19	1942-44
Keys, Marcus (North Alabama), DT.....	73	1996-97
Keys, BoPete (Tulane), DB.....	39	2021
Keys, Tyrone (Mississippi St.), DE.....	98	1983-85
Kiesling, Walter* (St. Thomas), G.....	25	1934
Kilcullen, Bob* (Texas Tech), T.....	74	1957-65
Kilgore, Jon* (Auburn), P.....	80	1968
Kindt, Don* (Wisconsin), HB.....	6, 81	1947-55
Kindt, Don Jr. (Wis-LaCrosse), TE.....	81	1987
King, Ralph* (Chicago), T.....	2	1925

L	#	Years
Lacina, Corbin (Augustana), G.....	63	2003
Lacy, Bo (Arkansas), G.....	69	2004
LaFavor, Tron (Florida), DT.....	73	2003
LaFleur, Joe* (Marquette), FB.....	2	1922-24
LaForest, W.*, FB.....	**	1920
Lahar, Harold* (Oklahoma), G.....	12	1941;1945
Lamb, Walter* (Oklahoma), E.....	12	1946
Landry, Greg (Massachusetts), QB.....	11	1984
Lane, Austen (Murray State), DE.....	73	2014
Langford, Jeremy (Michigan State), RB.....	33	2015-16
Lanning, Spencer (South Carolina), P.....	4	2015
Langum, R. "Jake" (Ill & Millikin), QB.....	1	1920-24
LaRoccaque, Joey (Oregon State), LB.....	90	2008
Larson, Fred* (Notre Dame), C.....	14, 17	1922
Larsen, Ted (N.C. State), OL.....	62	2016, 2019
Lashar, Tim (Oklahoma), K.....	16	1987
Lasike, Paul (BYU), RB/FB.....	47	2016

Lasker, Greg (Arkansas), S.....	31	1988
Latta, Greg* (Morgan State), TE.....	88	1975-80
Lattimore, DeDe (South Florida), LB.....	96	2014
Lawler, Allen* (Texas), HB.....	33	1948
Lawson, Roger (W. Michigan), RB.....	36	1972-73
Layne, Bobby* (Texas), QB.....	22	1948
Layne, Justin (Michigan State), CB.....	24	2022
Leahy, Bernie* (Notre Dame), HB.....	6	1932
Leatherwood, Alex (Alabama), OL.....	72	2022
LeBlanc, CreVon (Florida Atlantic), DB.....	22	2016-17
Leclerc, Roger* (Trinity), K/LB.....	54, 83	1960-66
Le Bel, Harper (Colorado State), LS.....	88	1997
Lee, Buddy (LSU), QB.....	14	1971
Lee, Cameron (Illinois State), OL.....	63	2017
Lee, Elijah (Kansas State), LB.....	47	2022
Lee, Herman* (Florida A&M), T.....	70	1958-66
Lee, Khari (Bowie State), TE.....	82	2015
Lee, Shawn* (North Alabama), DE.....	76	1998
Leeuwenburg, Jay (Colorado), G.....	58	1992-95
Leeuwenburg, Rich (Stanford), T.....	57	1965
Leggett, Earl* (LSU), T.....	71	1957-65
Lemon, Clifford* (Centre), T.....	9	1926
Leno, Jr., Charles (Boise State), T.....	72	2014-20
Leonard, James* (Colgate), T.....	**	1924
Lesane, James* (Virginia), HB.....	49	1952-53
Lewis, Darren (Texas A&M), RB.....	33	1991-93
Lewis, Nate (Oregon Tech), WR.....	82	1994-95
Lewis, Scotty (Baylor), DT.....	79	1995
Lick, Dennis (Wisconsin), T.....	70	1976-81
Lincoln, Jeremy (Tennessee), CB.....	39	1992-95
Line, Bill (SMU), DT.....	67	1972
Lintzenich, Joseph* (St. Louis), FB.....	7	1930-31
Lipscomb, Paul* (Tennessee), T.....	74	1954
Lisch, Rusty (Notre Dame), QB.....	12	1984
Littleton, Jody (Baylor), LS.....	63	2002
Livers, Virgil (W. Kentucky), CB.....	24	1975-79
Livingston, Andy (Phoenix JC), B.....	48	1964-65
Livingston, Howie* (Fullerton JC), DB.....	48	1953
Lloyd, Brandon (Illinois), WR.....	80	2008
Logan, James (Indiana), G.....	20, 37	1942-43
London, Lacale (Western Illinois), DL.....	63	2021
Long, Harvey* (Detroit), T.....	27	1929
Long, Joe (Wayne State), T.....	76	2013
Long, Kyle (Oregon), G.....	75	2013-19
Long, Johnny* (Colgate), QB.....	33	1944-45
Lott, Andre (Tennessee), DB.....	26	2006
Louis, Lance (San Diego State), G/T.....	60	2009-12
Louis-Jean, Al (Boston College), CB.....	39	2014
Lowe, Lloyd* (North Texas State), HB.....	28	1953-54
Lowery, Michael (Mississippi), LB.....	53	1996-97
Lucas, Cornelius III (Kansas State) OL.....	73	2019
Luckman, Sid* (Columbia), QB/P/DB.....	42	1939-50
Lujack, Johnny (Notre Dame), QB.....	32	1948-51
Lundy, Dennis (Northwestern), RB.....	43	1995
Lusby, Vaughn (Arkansas), CB.....	29	1980

Lyle, Garry (G. Washington), CB.....	44	1968-74
Lyman, Dustin (Wake Forest), TE.....	89	2000-04
Lyman, Roy "Link"* (Neb.), T.....	2, 11, 12, 14, 77	1926-28;30-31;33-34
Lynch, Aaron (USF), LB.....	99	2018-19
Lynch, Lorenzo (Cal St.-Sac.), DB.....	43	1987-89
Lyon, George* (Kansas State), T.....	17	1929

M	#	Years
Mack, Khalil (Buffalo), LB.....	52	2018-21
Mack, Ledarius (Buffalo), LB.....	53	2021
MacLeod, Robert* (Dartmouth), HB.....	5	1939-40
Macon, Ed* (College of Pacific), HB.....	25	1952-53
MacWherter, Kile* (Bethany), FB.....	14	1920
Magnani, Dante* (St. Mary's), HB.....	3, 4, 8	1943; 46; 49
Maillard, Ralph* (Creighton), T.....	23	1929
Malone, Charles* (Texas A&M), E.....	25	1933
Manders, Jack* (Minnesota), HB.....	10	1933-40
Maneri, Steve (Temple), TE.....	87	2013
Maness, James (TCU), WR.....	81	1985
Mangum, John (Alabama), S.....	26	1990-98
Maniaci, Joe* (Fordham), RB.....	11	1938-41
Mannelly, Patrick (Duke), T/LS.....	65	1998-2013
Manning, Danieal (Abilene Christian), S/KR.....	38	2006-10
Manning, Pete (Wake Forest), E.....	86	1960-61
Manning, Terrell (NC State), LB.....	53	2014
Manning, Jr., Ricky (UCLA), CB.....	24	2006-07
Manske, Edgar "Eggs"* (Northwestern), E.....	7, 17	1937-40
Manumaleuna, Brandon (Arizona), TE.....	86	2010
Marconi, Joe* (West Virginia), FB.....	34	1962-66
Mare, Olindo (Syracuse), K.....	10	2012
Margarita, Bob* (Brown), HB.....	44	1944-46
Margerum, Ken (Stanford), WR.....	82, 89	81-83;85-86
Mariani, Marc (Montana), WR/KR.....	80	2014-15
Marsh, Cassius (UCLA), LB.....	59	2021
Marshall, Alfonso (Miami-FL), CB.....	22	2004
Marshall, Anthony (LSU), DB.....	36	1994-97
Marshall, Brandon (Central Florida), WR.....	15	2012-14
Marshall, Wilber (Florida), LB.....	58	1984-87
Marten, James (Boston College), T.....	72	2009
Martin, Bill (Georgia Tech), E.....	22, 85	1964-65
Martin, Billy* (Minnesota), HB.....	22	1962-64
Martin, Chris (Northwestern), CB.....	25	1996
Martin, Dave (Notre Dame), LB.....	53	1969
Martin, Derrick (Wyoming), CB.....	39	2013
Martin, Frank* (Alabama), HB.....	33	1941
Martin, Sherrod (Troy), S.....	36	2015
Martinovich, Phil* (Coll. of Pacific), G.....	19, 66	1940
Maslowski, Matt (San Diego U.), WR.....	46, 82	1972
Mass, Wayne* (Clemson), OT.....	74	1968-70
Massey, Chris (Marshall), LS.....	45	2011
Massie, Bobby (Mississippi), OL.....	70	2016-20
Masters, Bob* (Baylor), FB.....	37	1943-44
Masterson, Bernie* (Nebraska), QB.....	33	1934-40
Masterson, Forrest (Iowa), C.....	15	1945
Mastrogany, Gus* (Iowa), E.....	29	1931

Matheson, Jack* (W. Michigan), E.....	41	1947	Mellekas, John* (Arizona), T/C.....	76	1956-61
Mattes, Ron (Virginia), T.....	75	1991	Melton, Henry (Texas), DE.....	69	2010-13
Matthews, Shane (Florida), QB.....	9	1993-96; 99-01	Meredith, Cameron (Illinois State), WR.....	81	2015-16
Mattson, Riley (Oregon), T.....	75	1965	Meriweather, Brandon (Miami), S.....	31	2011
Matuza, Al* (Georgetown), C.....	15	1941-44	Merkel, Monte* (Kansas), G.....	13	1942-43
Maumalanga, Chris (Kansas), DT.....	72	1997	Merrill, Mark (Minnesota), LB.....	50	1979
Maxey, Marcus (Miami-FL), CB.....	27	2006	Merrill, Than (Yale), S.....	22	2001
May, Chester*, G.....	19	1920	Merritt, Ahmad (Wisconsin), WR.....	81	2001-03
May, Walter O. "Red", G.....	19	1920	Metcalf, Terrence (Mississippi), T/G.....	60	2002-08
Mayes, Alonzo (Oklahoma State), TE.....	85	1998-2000	Meyers, Denny* (Iowa), T.....	33	1931
Mayes, Rufus* (Ohio State), T.....	71	1969	Meyers, Jerry* (N Illinois), DL.....	74	1976-79
Maynard, Brad (Ball State), P.....	4	2001-10	Michaels, Edward* (Villanova), G.....	18	1936
Maznicki, Frank* (Boston College), HB.....	4	1942; 46	Mihal, Joe* (Purdue), T.....	27	1940-41
McAfee, George* (Duke), HB/DB.....	5, 33	1940-41;45-50	Milburn, Glyn (Stanford), RB/KR.....	24	1998-2001
McBride, Tre (William & Mary), WR.....	18	2017	Miller, Anthony (Memphis), WR.....	17	2018-20
McBride, Trumaine (Mississippi), CB.....	26	2007-09	Miller, Charles "Ookie" (Purdue), C.....	76	1932-37
McCants, Matt (UAB), OL.....	68	2016	Miller, Fred (Baylor), T.....	69	2005-08
McClellin, Shea (Boise State), DE.....	50, 99	2012-15	Miller, Jim (Michigan State), QB.....	15	1999-2002
McClendon, Willie (Georgia), RB.....	37	1979-82	Miller, Jordan (Southern), DT.....	96	2011
McClover, Darrell (Miami-FL), LB.....	58, 98	2006-09	Miller, Lamar (Texas), RB.....	25	2020
McColl, Bill (Stanford), E.....	83	1952-59	Miller, Milford* (Chadron), T.....	26, 76	1932
McCown, Josh (Sam Houston St.), QB.....	12, 15	2011-13	Miller, Zach (Nebraska-Omaha).....	86	2015-17
McCray, Bruce (W Illinois), CB.....	31	1987	Mills, Jordan (Louisiana Tech), T.....	67	2013-14
McCray, Danny (LSU), S.....	29	2014	Milner, Bill* (Duke), G.....	38	1947-49
McCullers, Daniel (Tennessee), DL.....	75	2020	Milton, Eldridge (Clemson), LB.....	57	1987
McDonald, Lester* (Nebraska), E.....	76	1937-39	Mines, Fontel (Virginia), TE.....	89	2007
McDonald, Rico (Pittsburgh), LB.....	54	1998-99	Mingo, Barkevious (LSU), LB.....	50	2020
McElroy, Ray (Eastern Illinois), S.....	47	2000	Miniefield, Kevin (Arizona State), CB.....	24	1993-96
McElwain, Bill* (Northwestern), HB.....	29	1925	Minini, Frank (San Jose State), HB.....	44	1947-49
McEnulty, Doug* (Wichita), FB/P.....	29	1943-44	Minter, Barry (Tulsa), LB.....	92	1993-2000
McGee, Richmond (Texas), P.....	10	2009	Minter, Zach (Montana State), DT.....	96	2013
McGee, Tony (Bishop College), DE.....	71	1971-73	Mintun, John F. "Jake", C.....	20	1920-21
McGowan, Brandon (Maine), S.....	36	2005-08	Mirer, Rick (Notre Dame), QB.....	13	1997
McGuire, Gene (Notre Dame), C.....	60	1993	Mitchell, Charley* (Tulsa), HB.....	37	1945
McInerney, Sean (Frostburg State), DT.....	68	1987	Mitchell, Qasim (No. Car. A&T), T.....	72	2003-05
McKenzie, Keith (Ball State), DT.....	95	2002	Mitchell, Terrance (Oregon), CB.....	20	2014-15
McKie, Jason (Temple), FB.....	37	2003-09	Mizzell, Taquon (Virginia), RB.....	33	2017-18
McKinnely, Phil (UCLA), T.....	67	1982	Mohardt, John* (Notre Dame), HB.....	26	1925
McKinney, Bill (West Texas), LB.....	54	1972	Molesworth, Keith* (Monmouth), HB.....	4	1931-37
McKinnon, Dennis (Florida State), WR.....	85	83-85;87-89	Montgomery, David (Iowa State), RB.....	32	2019-22
McLean, Ray "Scooter" (St. Anselm), HB/K.....	57	1940-47	Montgomery, Randy (Weber State), CB.....	27	1974
McMahon, Jim (BYU), QB.....	9	1982-88	Montgomery, Ross (TCU), FB.....	22	1969-70
McManis, Sherrick (Northwestern), CB.....	27	2012-20	Montgomery, Will (Virginia Tech), C.....	64	2015
McMichael, Steve (Texas), DT.....	76	1981-93	Mooney, Darnell (Tulane), WR.....	11	2020-22
McMillen, Jim* (Illinois), G.....	22	1924-29	Mooney, Jim* (Georgetown), E.....	18	1935
McMillon, Todd (N. Arizona), CB.....	26	2000-04	Mooney, Tip* (Abilene Christian), HB.....	4	1944-46
McMullen, Daniel* (Nebraska), G.....	21	1930-31	Moore, Albert* (Northwestern), QB.....	8	1932
McMurtry, Greg (Michigan), WR.....	88	1994	Moore, Damon (Ohio State), SS.....	37	2002
McNown, Cade (UCLA), QB.....	8	1999-2000	Moore, D.J. (Vanderbilt), CB.....	30	2009-12
McPhee, Pernell (Mississippi State), LB.....	92	2015-17	Moore, Jerry (Arkansas), S.....	18	1971-72
McPherson, Forrest* (Nebraska), G.....	25	1935	Moore, Joe (Missouri), RB.....	49	1971-72
McQuarters, R.W. (Oklahoma St.), CB.....	21	2000-04	Moore, Joshua (Kansas State), CB.....	31	2010
McRae, Bennie* (Michigan), DB.....	26	1962-70	Moore, McNeil* (Sam Houston), HB.....	29	1954-56
McRae, Franklin* (Tenn. State), DT.....	58	1967	Moore, Rocco (Western Michigan), G.....	71	1980
Meadows, Ed* (Duke), E.....	76, 86	1954-56	Moorehead, Emery (Colorado), TE.....	43, 87	1981-88

Moreno, Moses (Colorado State), QB.....	4	1998
Morgan, Anthony (Tennessee), WR.....	81	1991-93
Morgan, Josh (Virginia Tech), WR.....	19	2014
Morgan, Mike (Wisconsin), RB.....	29	1978
Morris, Byron "Bam" (Texas Tech), RB.....	33	1998
Morris, Frank* (Boston U.), HB.....	11	1942
Morris, Johnny (Santa Barbara), FL.....	47	1958-67
Morris, Jon (Holy Cross), C.....	63	1978
Morris, Larry* (Georgia Tech), LB.....	33	1959-65
Morris, Ray (UTEP), LB.....	92	1987
Morris, Ron (SMU), WR.....	84	1987-92
Morrison, Fred "Curley" (Ohio State), FB/P.....	15	1950-53
Morrissey, Jim (Michigan State), LB.....	51	1985-93
Morrow, Nicholas (Greenville), LC.....	53	2022
Morton, John* (Missouri), HB.....	36	1945
Moser, Robert* (Pacific), C.....	55	1951-53
Mosley, Anthony (Fresno State), RB.....	46	1987
Mosley, Henry* (Morris Brown), HB.....	49, 90	1955
Mostert, Raheem (Purdue), RB.....	25	2016
Mucha, Charles (Washington), G.....	**	1935
Mucha, Rudy* (Washington), G.....	16	1945-46
Muckensturm, Jerry (Arkansas St.), LB.....	58	1976-80; 82-83
Mudd, Howard* (Hillsdale), G.....	68	1969-70
Muhammad, Al-Quadin (Miami), DE.....	55	2022
Muhammad, Muhsin (Michigan St.), WR.....	87	2005-07
Mullen, Verne* (Illinois), E.....	15, 21	1923-25
Mulligan, Matthew (Maine), TE.....	85	2014
Mullins, Don R.* (Houston), HB.....	40	1961-62
Mullins, Noah* (Kentucky), HB.....	10	1946-49
Mundee, Fred* (Notre Dame), C.....	20, 36	1943-45
Mundy, Ryan (West Virginia), S.....	21	2014
Murray, Richard* (Marquette), T.....	18	1924
Murry, Don* (Wisconsin), T.....	18	1924-31
Musso, George* (Millikin), G.....	16	1933-44
Musso, Johnny (Alabama), RB.....	22	1975-77
Muster, Brad (Stanford), FB.....	25	1988-92
Mustipher, Sam (Notre Dame), OL.....	67	2020-22
Myslinski, Tom (Tennessee), OL.....	69	1993-94

N	#	Years
Nagurski, Bronko* (Minnesota), FB/T.....	3, 16	1930-37; 43
Nall, Ryan (Oregon State) RB.....	35	2019-21
Neacy, Clement* (Colgate), E.....	80	1927
Neal, Dan (Kentucky), C.....	52	1975-83
Neal, Ed* (LSU), G.....	58	1951
Neck, Tommy* (LSU), HB.....	48	1962
Neely, Bobby (Virginia), TE.....	87	1996
Negus, Fred* (Wisconsin), C.....	18	1950
Neidert, John (Louisville), LB.....	63	1970
Nelson, Everett* (Illinois), T.....	17	1929
Nesbitt, Dick* (Drake), HB.....	2	1930-33
Newkirk, Robert (Michigan St.), DT.....	62	2000-01
Newsome, Billy (Grambling), DE.....	87	1977
Newsome, Dazz (North Carolina), WR.....	83	2021
Newton, Bob (Nebraska), G.....	78	1971-75

Nichols, Bilal (Delaware), DL.....	98	2018-21
Nickla, Ed (Maryland), G.....	72	1959
Nielsen, Hans (Michigan St.), K.....	6	1981
Nix, Kent (TCU), QB.....	16	1970-71
Nolan, Troy (Arizona State), S.....	43	2012
Nolting, Ray* (Cincinnati), HB.....	25, 33	1936-43
Norberg, Hank* (Stanford), E.....	16	1948
Nordquist, Mark (Pacific), G/C.....	63	1975-76
Nori, Reino* (DeKalb), HB.....	4	1938
Norman, Dick (Stanford), QB.....	12	1961
Norman, Tim (Illinois), G.....	67	1983
Norris, Jon (American Intl.), DE.....	98	1987
Norvell, Jay (Iowa), LB.....	91	1987
Novoselsky, Brent (Penn), TE.....	89	1988
Nowaskey, Bob* (G Washington), E.....	20	1940-42
Nugent, Mike (Ohio State), K.....	1	2017

O	#	Years
O'Bradovich, Ed (Illinois), DE.....	87	1962-71
O'Connell, JF* (Penn State), C.....	**	1924
O'Connell, Tom* (Illinois), QB.....	10	1953
O'Donnell, Patrick (Miami-FL), P.....	16	2014-21
O'Neill, Pat (Syracuse), P.....	8	1995
O'Quinn, John* (Wake Forest), E.....	37	1950-51
O'Rourke, Charles* (Boston College), QB.....	48	1942
Oakley, Anthony (Western Kentucky), G.....	68	2006-07
Obee, Terry (Oregon), WR.....	83	1993-94
Odom, Joe, (Purdue), LB.....	59	2003-05
Oech, Verne* (Minnesota), G.....	23	1936
Oelerich, John* (St. Ambrose), HB.....	7	1938
Ogden, Ray (Alabama), TE.....	38	1969-71
Ogletree, Alec (Georgia), LB.....	44	2021
Ogunleye, Adewale (Indiana), DE.....	93	2004-09
Ojemudia, Michael (Iowa), CB.....	26	2022
Okoye, Amobi (Louisville), DT.....	91	2011-12
Ola, Michael (Hampton), T/G.....	70	2014
Oliver, Jack (Memphis State), T.....	71	1987
Olsen, Greg (Miami-FL), TE.....	82	2007-10
O'mameh, Patrick (Michigan), G/T.....	65	2015
Omiyale, Frank (Tennessee Tech), G/T.....	68	2009-11
Ortego, Keith (McNeese St.), WR.....	89, 96	1985-87
Orton, Kyle (Purdue), QB.....	18	2005-07
Osborne, Jim (Southern), DT.....	68	1972-84
Oshinowo, Babatunde (Stanford), DT.....	70	2007
Osmanski, Bill* (Holy Cross), FB.....	9	39-43;46-47
Osmanski, Joe* (Holy Cross), FB.....	18	1946-49
Overhauser, Chad (UCLA), T.....	69	1998
Owens, John (Notre Dame), TE.....	82	2004
Owens, Montell (Maine), FB.....	24	2014
Ozougwu, Cheta (Rice), DE.....	95	2012-13

P	#	Years
Pace, Orlando (Ohio State), T.....	76	2009
Parkey, Cody (Auburn), K.....	1	2018
Paea, Stephen (Oregon State), DT.....	92	2011-14

Pagac, Fred (Ohio State), TE.....	82	1974
Page, Alan (Notre Dame), DT.....	82	1978-81
Palmer, Dan (Air Force), T.....	73	1999
Palmer, Jordan (Texas-El Paso), QB.....	2	2013
Parrish, James (Temple), T.....	79	1996
Parrish, Tony (Washington), S.....	37	1998-2001
Parsons, Bob (Penn State), P/TE.....	86	1972-83
Patrick, Lucas (Duke), OL.....	62	2022
Patterson, Billy* (Baylor), QB.....	57	1939
Patterson, Cordarrelle (Tennessee) WR.....	84	2019-20
Paul, Markus* (Syracuse), S.....	36	1989-92
Pauley, Frank Don* (Wash. & Jeff.), T.....	14	1930
Paulsen, Logan (UCLA), TE.....	82	2016
Payne, Kevin (La.-Monroe), S.....	44	2007-09
Payton, Sean (E Illinois), QB.....	17	1987
Payton, Walter* (Jackson State), RB.....	34	1975-87
Pearce, W. "Pard" (Penn), QB.....	4	1920-22
Pearson, Madison* (Kansas), C.....	26	1929-34
Pederson, Jim* (Augsburg), HB.....	17	1932
Peiffer, Dan (SE Missouri State), C.....	53	1975-77
Penn, Chris (Tulsa), WR.....	86	1997-98
Pennel Jr., Mike (Colorado State), DL.....	64	2022
Peppers, Julius (North Carolina), DE.....	90	2010-13
Percival, Mac (Texas Tech), K.....	83	1967-73
Perez, Peter* (Illinois), G.....	19	1945
Perina, Bob* (Princeton), HB.....	33	1949-50
Perini, Pete* (Ohio State), FB.....	39	1954-55
Perkins, Don* (Plattesville), FB.....	19	1945-46
Perrin, Lonnie (Illinois), RB.....	25	1979
Perry, Seniorise (Louisville), RB.....	32	2014
Perry, Todd (Kentucky), G.....	75	1993-2000
Perry, William "Refrigerator" (Clemson), DT.....	72	1985-93
Peter, Christian (Nebraska), DT.....	97	2002
Peterman, Nathan (Pittsburgh), QB.....	14	2022
Peters, Jason (Arkansas), OL.....	71	2021
Peterson, Adrian (Ga. Southern), RB.....	29	2002-09
Peterson, Anthony (Notre Dame), LB.....	57	1997
Petitbon, Richie (Tulane), S.....	17	1959-68
Pettis, Dante (Washington), WR.....	18	2022
Petty, John* (Purdue), FB.....	10	1942
Petty, Ross* (Illinois), G.....	17	1920
Phillips, Loyd* (Arkansas), DE.....	86	1967-69
Phillips, Reggie (SMU), CB.....	21, 48	1985-87
Phipps, Mike (Purdue), QB.....	15	1977-81
Piccolo, Brian* (Wake Forest), RB.....	41	1966-69
Pickens, Bob* (Nebraska), T.....	70	1967-68
Pickering, Clay (BYU), WR.....	86	1986
Pierce, Artavis (Oregon State), RB.....	46	2020-21
Pierre-Louis, Kevin (Boston College) LB.....	57	2019
Pierson, Shurren (South Florida), DE.....	98	2004
Pifferini, Bob (UCLA), LB.....	58	1972-75
Pilgrim, Evan (BYU), G.....	65	1995-97
Pinder, Cyril* (Illinois), RB.....	22	1971-72
Pineiro, Eddy (Florida), K.....	15	2019
Pippens, Jerrell (Nebraska), S.....	36	2004

Plank, Doug (Ohio State), S.....	46	1975-82
Plasman, Dick* (Vanderbilt), E.....	14	1937-41; 44
Podlesh, Adam (Maryland), P.....	8	2011-13
Podmajersky, Paul* (Illinois), G.....	31	1944
Polisky, John* (Notre Dame), G.....	16, 27	1929
Polite, Lousaka (Pittsburgh), FB.....	39	2007
Polk, Octus (Stephen F. Austin), G.....	69	1995-96
Pollock, Bill* (Penn. Military Acdy.), HB.....	2	1935-36
Pool, Hampton* (Stanford), E.....	76	1940-43
Porter, Tracy (Indiana), CB.....	21	2015-16
Potter, Kevin (Missouri), S.....	20	1983-84
Powell, Carl (Louisville), DT.....	72	2001
Preston, Pat* (Wake Forest), G.....	53	1946-49
President, Andre (Angelo St.), TE.....	87	1995
Price, Terry (Texas A&M), DT.....	65	1990
Pride, Dan (Jackson State), LB.....	57	1968-69
Primus, Greg (Colorado State), WR.....	87	1994-95
Pringle, Byron (Kansas State), WR.....	13	2022
Pritchett, Stanley (South Carolina), FB.....	36	2001-03
Proctor, Rex* (Rice), HB.....	47	1953
Prosinski, Chris (Wyoming), DB.....	43	2015-17
Proehl, Ricky (Wake Forest), WR.....	87	1997
Pruitt, MyCole (Southern Illinois), TE.....	80	2016
Pruitt, Mickey (Colorado), LB.....	46, 52	1988-90
Purnell, James* (Wisconsin), LB.....	53	1964-68
Pyle, Mike (Yale), C.....	50	1961-69

Q	#	Years
Quigley, Ryan (Boston College), P.....	1	2012
Quinn, Jonathan (Middle Tenn. St.), QB.....	12	2004
Quinn, Robert (North Carolina), LB.....	94	2020-22

R	#	Years
Rabold, Mike* (Indiana), G.....	64	1964-66
Rachal, Chilo (USC), G.....	62	2012
Rains, Dan (Cincinnati), LB.....	53	1982-85
Rakestraw, Larry* (Georgia), QB.....	12	1964-67
Ramsey, Frank* (Oregon State), G.....	13	1945
Rather, Bo (Michigan), WR.....	80	1974-78
Ratliff, Jeremiah (Auburn), DT.....	90, 96	2013-15
Reader, Russ* (Michigan State), HB.....	11	1947
Reed, Nick (Oregon), DE.....	94	2011
Reese, Lloyd* (Tennessee), FB.....	22	1946
Reese, Marcus (UCLA), LB.....	52	2004
Reeves, Carl (NC State), DE.....	68	1996-98
Reid, Gabe (BYU), TE.....	48	2003, 05-06
Reiff, Riley (Iowa), OL.....	71	2022
Reilly, Mike* (Iowa), LB.....	62	1964-68
Rentie, Caesar (Oklahoma), T.....	71	1988
Rentner, Ernest* (Northwestern), HB.....	7, 23	1936-37
Reppond, Mike (Arkansas), WR.....	81	1973
Reynolds, LaRoy (Virginia), LB.....	52	2015
Reynolds, Tom (San Diego State), WR.....	87	1973
Rice, Andy (Texas Southern), DT.....	70	1972-73
Richards, Golden (Hawaii), WR.....	83	1978-79

Richards, Ray* (Nebraska), T.....	44	1933-36
Richardson, Mike (Arizona State), CB.....	27	1983-88
Richman, Harry* (Illinois), G.....	16	1929
Rideau, Brandon (Kansas), WR.....	84	2007-08
Ridley, Riley (Georgia), WR.....	88	2019-20
Riley, Karon (Minnesota), DE.....	95	2001
Riley, Pat (Miami-FL), DT.....	78, 95	1995
Riley, Phillip (Florida State), WR.....	15	1996
Rivera, Ron (California), LB.....	59	1984-92
Rivera, Steve (California), WR.....	83	1977
Rivers, Garland (Michigan), DB.....	32	1987
Rives, Don (Texas Tech), LB.....	57	1973-78
Roach, Nick (Northwestern), LB.....	53	2007-12
Roberts, Tom* (DePaul), G.....	82	1943-44
Roberts, Willie (Houston), CB.....	24	1973
Robertson, Bernard (Tulane), T.....	74	2001-02
Robertson, Tracy (Baylor), DE.....	72	2013
Robertson-Harris, Roy (UTEP), LB.....	45, 95	2016-19
Robinson II, Allen (Penn State), WR.....	12	2018-21
Robinson, Bryan* (Fresno State), DL.....	98	1998-2003
Robinson, Dominique (Miami OH), DE.....	91	2022
Robinson, Marcus (S. Carolina), WR.....	88	1997-2002
Rodenhauser, Mark (Illinois St.), C.....	51, 52	1987-88
Roder, Mirro*, K.....	15	1973-74
Rodgers, Jacquizz (Oregon State), RB.....	35	2015
Rodriguez, Evan (Temple), FB.....	48	2012
Roehik, Jon* (Iowa), G.....	64	1987
Roehnel, William* (Bradley), G.....	69	1958-59
Rogers, Mel (Florida A&M), LB.....	51	1977
Roggeman, Tom (Purdue), G.....	67	1956-57
Rolle, Antrei (Miami-FL), S.....	26	2015
Romanik, Steve* (Villanova), QB.....	12	1950-53
Romney, Milton* (Chicago), QB.....	10	1925-29
Ronzani, Gene* (Marquette), QB.....	6	33-38-44-45
Roper, John (Texas A&M), LB.....	55	1989-92
Rosario, Dante (Oregon), TE.....	88	2013-14
Rosequist, Ted* (Ohio State), T.....	23, 47	1934-36
Ross, Rashad (Arizona State), WR.....	13	2014
Rothschild, Doug (Wheaton), LB.....	54	1987
Rouse, James (Arkansas), RB.....	30	1990-91
Roveto, John (SW Louisiana), K.....	4, 9	1981-82
Rowden, Larry (Houston), LB.....	53	1971
Rowell, Eugene (Dubuque), DT.....	65	1987
Rowland, Brad* (McMurry), HB.....	86	1951
Rowland, Justin (TCU), HB.....	20	1960
Royal, Eddie (Virginia Tech), WR.....	19	2015-16
Rubens, Larry (Montana State), C.....	52, 53	1986
Runnels, J.D. (Oklahoma), FB.....	48	2006
Rupp, Nelson* (Dennison), QB.....	**	1921
Russell, Reginald (Northwestern), E.....	24	1928
Ryan, John* (Detroit), T.....	12	1929
Ryan, Rocky* (Illinois), E.....	45	1958
Ryan, Tim (USC), DT.....	96, 99	1990-93
Rydalch, Ron (Utah), DT.....	76	1975-80
Rydzewski, Frank* (Notre Dame), C.....	**	1923

Rykovich, Julie* (Illinois), HB.....	11	1949-51
--------------------------------------	----	---------

S	#	Years
Sacrinty, Nick* (Wake Forest), QB.....	4	1947
Salaam, Rashaan* (Colorado), RB.....	31	1995-97
Saldi, Jay (South Carolina), TE.....	81	1983-84
Samuel, Khari (Massachusetts), LB.....	91	1999-2001
Sanborn, Jack (Wisconsin), LB.....	57	2022
Sanchez, Mark (USC), QB.....	6	2017
Sanders, Glennell (Louisiana Tech), LB.....	64	1990
Sanders, Thomas (Texas A&M), RB.....	20, 31	1985-89
Sanderson, Reggie (Stanford), RB.....	39	1973
Sanderson, Scott (Washington St.), G.....	74	2003
Sanford, Sulecio (Middle Tenn. St.), WR.....	82	1999
Santos, Cairo (Tulane), K.....	2	2017, 2021-22
Sanzenbacher, Dane (Ohio State), WR.....	18	2011-12
Saubert, Eric (Drake), TE.....	43	2019
Sauerbrun, Todd (West Virginia), P.....	16	1995-99
Sauter, Cory (Minnesota), QB.....	17	2002
Savoldi, Joe* (Notre Dame), FB.....	54	1930
Sayers, Gale* (Kansas), HB.....	40	1965-71
Scales, Patrick (Utah State), LS.....	48	2015-22
Schiechl, John* (Santa Clara), C.....	41, 66	1945-46
Schmidt, Terry (Ball State), S.....	44	1976-84
Schofield III, Michael (Michigan), OL.....	79	2022
Schreiber, Larry (Tenn. Tech), RB.....	36	1976
Schroeder, Gene (Virginia), E/DB.....	88	51-52; 54-57
Schubert, Steve (Massachusetts), WR.....	85	1975-79
Schuette, Paul* (Wisconsin), G.....	22	1930-32
Schultz, Bill (USC), G.....	67	1997
Schwartz, Jim (Purdue), LB.....	59, 65	1992, 1998
Schweda, Brian (Kansas), DE.....	60	1966
Schweidler, Dick* (St. Louis), HB.....	31	1938-39; 46
Scott, Ian (Florida), DT.....	95	2003-06
Scott, Jonathan (Texas), T.....	79	2012-13
Scott, James (Trinity Valley CC), WR.....	89	1975-80; 82-83
Scott, Ralph* (Wisconsin), T.....	17	1921-25
Scott, Trevor (Buffalo), DE.....	76	2014
Scruggs, Greg (Louisville), DL.....	87, 90	2015-16
Seals, George (Missouri), G.....	67	1965-71
Seiberling, Gerald* (Drake), FB.....	30	1932
Senn, Bill* (Knox), HB.....	6	1926-31
Serini, Washington* (Kentucky), G.....	23	1948-51
Setzer, Bobby (Boise State), DE.....	76	2002
Sevy, Jeff (California), T/DE.....	75	1975-78
Seward, Len (E. Illinois), LS.....	52	1987
Seymour, Jim* (Notre Dame), WR.....	84	1970-72
Shaffer, Kevin (Tulsa), T.....	78	2009-10
Shaheen, Adam (Ashland), TE.....	87	2017-19
Shank, JL*, HB.....	18	1920 Shanklin,
Ron* (N Texas State), WR.....	25	1975-76
Shannon, John (Kentucky), DT.....	75	1988-89
Sharpton, Darryl (Miami-FL), LB.....	53	2014
Shaw, Glenn (Kentucky), HB.....	29	1960
Shaw, Tim (Penn State), LB.....	58	2009

HISTORY

Shearer, Brad (Texas), DT	72	1978-80
Shelley, Duke (Kansas State), DB	33	2019-21
Shellog, Alec* (Notre Dame), T	18	1939
Shelton, Daimon (Sacramento St.), FB	31	2001-02
Sherman, Saul* "Solly" (Chicago), QB	22	1939-40
Shipkey, Jerry* (UCLA), FB	23, 33	1953
Shirley, Josh (UNLV), LB	46	2016
Shivers, Jason (Arizona State), S	27	2004
Shoemaker, Hub* (Illinois), G	19	1920-21
Shy, Don* (San Diego State), RB	24	1970-72
Siegat, John* (Columbia), E	6, 19	1939-43
Siemian, Trevor (Northwestern), QB	15	2022
Sigillo, Dom* (Xavier), T	19	1943-44
Sigmund, Arthur W.*, G	**	1923
Simmons, Clyde (W. Carolina), DE	96	1999-2000
Simmons, David (North Carolina), LB	57	1983
Simmons, Jerry (Bethune-Cookman), WR	80	1969
Simmons, Lachavious (Tennessee State), OL	73	2020-21
Sims, Dion (Michigan State), TE	88	2017-18
Simpson, Carl (Florida State), DT	98	1993-97
Sinceno, Kaseem (Syracuse), TE	85	2000
Singleton, Mike (Baylor), LB	50	1981-92
Sisk, John* (Marquette), HB	7	1932-36
Sisk, John Jr. (Miami-FL), B	27	1964
Sitton, Josh (UCF), OL	71	2016-17
Skibinski, John (Purdue), RB	30	1978-81
Skrine, Buster (UT-Chattanooga), DB	24	2019-20
Slauson, Matt (Nebraska), G	68	2013-15
Smeja, Rudy* (Michigan), E	51	1944-45
Smith, Allen H.* (Mississippi), E	30, 32	1947-48
Smith, Andre (Virginia Tech), TE	85	2011
Smith, Antone (Florida State), RB	44	2015
Smith, Clarence (Georgia), E	**	1942
Smith, D'Anthony (Louisiana Tech), DL	70	2015
Smith, DeAngelo (Cincinnati), CB	26	2009
Smith, Eric (LSU), WR	83	1997
Smith, Eugene* (Georgia Tech), G	19	1930
Smith, Frankie (Baylor), CB	29	1998-2000
Smith, JD* (N Carolina A&T), FB	39	1956
Smith, James (Compton JC), HB	36	1961
Smith, Quintin (Kansas), WR	17	1990
Smith, Ray Gene* (Midwestern), HB	20	1954-57
Smith, Ron* (Wisconsin), S	48, 84	1965; 70-72
Smith, Roquan (Georgia), LB	58	2018-22
Smith, Russell* (Illinois), T	16	1921-23
Smith, Sean (Grambling State), DT	97	1987-88
Smith, Thomas (North Carolina), CB	25	2000
Smith, Vernice (Florida A&M), G	69	1993
Smith, Vinson (East Carolina), LB	55	1993-96
Smith-Marsette, Ihmir (Iowa), WR	17	2022
Snow, Percy (Michigan State), LB	96	1993
Snowden, Charles (Virginia), LB	49	2021
Snyder, Bob* (Ohio U.), QB	13, 17	1939-41; 43
Sorey, Revie (Illinois), G	69	1975-81; 83
Sowell, Bradley (Mississippi), OL/te	79, 85	2017-19

Spaeth, Matt (Minnesota), TE	89	2011-12
Spears, Marcus (NW Louisiana), T	76, 79	1994-96
Spellman, Alonzo (Ohio State), DL	90	1992-97
Spencer, Chris (Mississippi), C/G	67	2011-12
Spero, Kenny* (Morehead State), C	**	1942
Spivey, Mike (Colorado), CB	47	1977-79
Spriggs, Jason (Indiana), OL	78	2020
Sprinkle, Ed* (Hardin-Simmons), E	7	1944-55
Spurlock, Micheal (Mississippi), WR/KR	18	2014
Square, Damion (Alabama), DL	62	2021
St. Brown (Notre Dame), WR	19	2022
St. Clair, John (Virginia), T	78	2005-08
Stachowicz, Ray (Michigan State), P	19	1983
Stahlan, Dick* (DePaul), T	19	1933
Staley, Bill (Utah State), DT	76	1970-72
Stamper, John (South Carolina), DE	95	2002
Standlee, Norm* (Stanford), FB	22	1941
Stargell, Tony (Tennessee State), CB	45	1997
Stautberg, Gerald* (Cincinnati), G	68	1951
Steinbach, Larry* (St. Thomas), G	28	1930-31
Steinkemper, Bill* (Notre Dame), T	35, 36	1943
Steltz, Craig (LSU), S	20	2008-13
Stenn, Paul* (Villanova), G	35	1948-51
Stenstrom, Steve (Stanford), QB	18	1995-98
Sternaman, Edward* (Illinois), HB	3	1920-30
Sternaman, Joe* (Illinois), QB/K	4	1922-25; 27-30
Steuber, Bob* (Missouri), HB	28, 37	1943
Stewart, Kordell (Colorado), QB	10	2003
Stickel, Walt* (Penn), T	45	1946-49
Stillwell, Roger* (Stanford), DE/DT	71	1975-77
Stinchcomb, Pete* (Ohio State), QB	8	1921-22
Stinson, Lemuel (Texas Tech), CB	32	1988-92
Stoepel, Terry* (Tulsa), G	89	1967
Stoifa, Anton* (Luther), HB	5, 12	1939
Stone, Billy* (Bradley), HB	5, 45	1951-54
Stonebreaker, Michael (Notre Dame), LB	58	1991
Stoops, Mike (Iowa), DS	44	1987
Strait, Derek (Oklahoma), CB	25	2006
Streeter, George (Notre Dame), DB	30	1989
Strickland, Larry* (North Texas St.), C	55	1954-59
Stroman Jr., Greg (Virginia Tech), CB	27	2022
Sturtridge, Dick* (DePauw), HB	21	1928-29
Stydahar, Joe* (West Virginia), T/K	13, 18	1936-42; 45-46
Suhey, Matt (Penn State), RB	26	1980-89
Sullivan, Frank* (Loyola, NO), C	12	1935-39
Sumner, Charles (Wm & Mary), HB	26	1955; 58-60
Sutherland, Vinny (Purdue), WR	87	2002
Sutton, Will (Arizona State), DT	93	2014-16
Sweeney, Jake* (Cincinnati), T	13	1944
Swisher, Bob* (Northwestern), HB	48	1938-41; 45
Szymanski, Frank* (Notre Dame), C	44	1949

T	#	Years
Tabor, Paul (Oklahoma), C	53	1980
Tabor, Teez (Florida), DB	37	2021

Tackwell, Charles "CO", "Cookie" (Kansas St.), E.....	19	1931-33
Tafoya, Joe (Arizona), DE.....	99	2001-03
Taft, Merrill (Wisconsin), FB.....	**	1924
Tait, John (BYU), T.....	76	2004-08
Tate, David (Colorado), S.....	49	1988-92
Tate, Lars (Georgia), RB.....	33	1990
Taylor, Aaron (Nebraska), G.....	62	1998
Taylor, Brian (Oregon State), RB.....	27	1989
Taylor, Chester (Toledo), RB.....	29	2010
Taylor, Clifton* (Memphis State), RB.....	22	1974
Taylor, Cordell (Hampton), CB.....	33	1999
Taylor, Henry (South Carolina), DT.....	96	2001
Taylor, Joe* (N. Carolina A&T), DB.....	20	1967-74
Taylor, JR "Tarz" (Ohio State), G.....	14	1921-22
Taylor, Ken (Oregon State), CB.....	31	1985
Taylor, Lionel (NM Highlands), E.....	32	1959
Taylor, Roosevelt "Rosey" (Grambling), DB.....	24	1961-69
Teafattiler, Guy (Illinois), DL.....	93	1987
Terrell, David (Michigan), WR.....	83	2001-04
Thayer, Tom (Notre Dame), G.....	57	1985-92
Thierry, John* (Alcorn State), DE.....	91, 94	1994-98
Thomas, A.J. (Western Michigan), CB.....	38	2022
Thomas, Anthony (Michigan), RB.....	35	2001-04
Thomas, Bob (Notre Dame), K.....	16	1975-84
Thomas, Calvin (Illinois), FB.....	33	1982-87
Thomas, Earl* (Houston), WR.....	82	1971-73
Thomas, J.T. (West Virginia), LB.....	97	2012
Thomas, Joe (SC State), LB.....	45	2022
Thomas, Mark (NC State), DE.....	95	1997-98
Thomas, Stan (Texas), T.....	60	1991-92
Thompson, Chris (Nicholls State), CB.....	27	2005
Thompson, Deonte (Florida), WR.....	14	2015-17
Thompson, Russ* (Nebraska), T.....	29	1936-39
Thornton, James (Cal St.-Fullerton), TE.....	80	1988-92
Thrift, Cliff (E Central Oklahoma), LB.....	52	1985
Thrower, Willie* (Michigan State), QB.....	14	1953
Tillman, Charles "Peanut" (La.-Lafayette), CB.....	33	2003-14
Tillman, Lewis (Jackson St.), RB.....	27	1994-95
Timpson, Michael (Penn State), WR.....	83	1995-96
Timu, John (Washington), LB.....	53	2015-17
Tinoisamoa, Pisa (Hawaii), LB.....	59	2009-10
Toeaina, Matt (Oregon), DT.....	75	2007-12
Toliver II, Kevin (LSU), DB.....	22	2018-19
Tom, Mei (San Jose State), DE.....	89	1973-75
Tomczak, Mike (Ohio State), QB.....	18	1985-90
Tonga, Khyir (BYU), DL.....	95	2021
Tonges, Jake (California), TE.....	81	2022
Torrence, Jack* (LSU), T.....	34	1939-40
Trafton, George* (Notre Dame), C.....	13	1920-32
Trahan, Patrick (Mississippi), LB.....	59	2011-12
Traylor, Keith (Central State), DT.....	94	2001-03
Trevathan, Danny (Kentucky), LB.....	59	2016-21
Trimble, Steve (Maryland), DB.....	40	1987
Trost, Milt* (Marquette), T.....	27	1935-39
Trubisky, Mitchell (North Carolina), QB.....	10	2017-20
Tucker, Bill (Tennessee State), RB.....	34	1971

Tucker, Rex (Texas A&M), G.....	64	1999-2004
Tuinei, Van (Arizona), DE.....	90	1999-2000
Tupou, Christian (USC), DT.....	64	2013
Turenne, Woody (Louisville), CB.....	47	2009
Turnbull, Nick (Fla. Int'l), S.....	27	2006
Turner, Barry (Ohio State), DE.....	96	2010
Turner, Cecil (California Poly), FL.....	21	1968-73
Turner, Clyde* "Bulldog" (Hardin-Simm), C/LB.....	66	1940-52

U

	#	Years
Ulmer, Mike (Doane), CB.....	43	1980
Unga, Harvey (BYU), RB.....	45	2012
Unrein, Mitch (Wyoming), DL.....	98	2015-17
Urban, Brent (Virginia), DL.....	92	2019-20
Uriacher, Brian (New Mexico), LB.....	54	2000-12
Usher, Lou* (Syracuse), T.....	12	1921, 1923

V

	#	Years
Vactor, Ted (Nebraska), CB.....	33	1975
Vallez, Emilio (New Mexico), TE.....	82	1968-69
Van Horne, Keith (USC), T.....	78	1981-93
Van Valkenburg, Pete (BYU), RB.....	46	1974
Vasher, Nathan (Texas), CB.....	31	2004-09
Vaughters, James (Stanford), LB.....	93	2019-20
Veach, Walter*, HB.....	15	1920
Venable, Winston (Boise St.), S.....	49	2011
Venturelli, Fred*, T/K.....	55	1948
Vereen, Brock (Minnesota), S.....	45	2014-15
Vick, Ernie* (Michigan), C.....	23	1927-28
Vick, Richard* (Wash. & Jeff), QB.....	26	1925
Vildor, Kindle (Georgia Southern), DB.....	22	2020-22
Villarral, Chris (Indiana-PA), C.....	58	1996-2003
Virgin, Dee (West Alabama), DB.....	30	2021
Vodicka, Joe* (Lewis Institute), HB.....	48	1943-45
Voss, Walter "Tillie" (Detroit), E.....	27	1927-28
Vucinich, Milt* (Stanford), C.....	16	1945

W

	#	Years
Waddle, Tom (Boston College), WR.....	87	1989-94
Wade, Bobby (Arizona), WR.....	84	2003-05
Wade, Charles (Tennessee St.), WR.....	83	1974
Wade, William* (Vanderbilt), QB.....	9	1961-66
Waechter, Henry (Nebraska), DE.....	70, 75	1982; 84-86
Wager, Clinton* (St. Mary's), E.....	51	1942-43
Wagner, Barry (Alabama A&M), WR.....	86	1992
Wagner, Bryan (Cal St.-Northridge), P.....	15	1987-88
Walker, Darwin (Tennessee), DT.....	99	2007
Wallace, Alonzo (Maryland), DE.....	94	2000
Wallace, Bob (UTEP), E.....	89	1968-72
Wallace, John* (Notre Dame), E.....	29	1928
Wallace, Stan* (Illinois), HB.....	40	1954-58
Walquist, Laurie* (Illinois), QB.....	5	1922-31
Walsh, Steve (Miami-FL), QB.....	4	1994-95
Walters, Anthony (Delaware), S.....	37, 49	2011-14
Walterscheid, Len (S Utah), S.....	23	1977-82
Ward, John* (Oklahoma State), C/G.....	78	1976

Warner, Josh (SUNY-Brockport), C/G.....	67	2003
Washington, Cornelius (Georgia), DE.....	94, 90	2013-16
Washington, Fred* (TCU), DT.....	91	1990
Washington, Harry (Colorado St.), WR.....	81	1979
Washington, Ted (Louisville), DT.....	92	2001-02
Watkins, Bobby (Ohio State), HB.....	45	1955-57
Watts, Armon (Arkansas), DL.....	96	2022
Watts, Rickey (Tulsa), WR.....	80	1979-83
Weatherford, Sterling (Miami OH), LB.....	50	2022
Weatherly, Gerald "Bones" (Rice), C.....	45, 50, 84	1950, 52-54
Webb, JMarcus (West Texas A&M), T.....	73	2010-12
Webster, Nsimba (Eastern Washington).....	15	2021-22
Weems, Eric (Bethune-Cookman), WR.....	14	2012-13
Wells, Mike (Iowa), DT.....	97	1998-2000
Wesco, Trevon (West Virginia), TE.....	88	2022
Wesley, Dante (Ark.-Pine Bluff), CB.....	21	2006
Wetnight, Ryan* (Stanford), TE.....	89	1993-99
Wetoska, Bob (Notre Dame), T.....	63	1960-69
Wetzel, Damon* (Ohio State), HB.....	15	1935
Wheaton, Markus (Oregon State), WR.....	12	2017
Wheeler, Ted (W Texas State), G.....	69	1970
Wheeler, Wayne (Alabama), WR.....	85	1974
Whigham, Larry (NE Louisiana), S.....	33	2001-02
Whitaker, Danta (Miss. Valley St.), TE.....	88	1993
White, Dez (Georgia Tech), WR.....	80	2000-03
White, Kevin (West Virginia), WR.....	13, 11	2016-18
White, Lawrence (Dana), WR.....	83	1987
White, Roy* (Valparaiso), FB.....	8, 9, 23	1925, 1927-29
White, Wilford* (Arizona State), HB.....	33	1951-52
Whitehair, Cody (Kansas State), OL.....	65	2016-22
Whitman, SJ (Tulsa), HB/DB.....	22	1953-54
Whitsell, Dave* (Indiana), DB.....	23	1961-66
Whittenton, Jesse* (West Texas), HB.....	46	1958
Wiegman, Casey (Iowa), C/G.....	60	1997-2000
Wightkin, Bill* (Notre Dame), DT.....	53, 72, 86	1950-57
Wilkinson, Elijah (UMass), OL.....	70	2021
Williams, Bob* (Notre Dame), QB.....	9	1951-52; 55
Williams, Brock (Notre Dame), CB.....	22	2003
Williams, Brooks (N Carolina), TE.....	88	1981-82
Williams, Broughton* (Florida), T.....	37	1947
Williams, Chris (New Mexico State), WR.....	82	2013-14
Williams, Chris (Vanderbilt), T.....	74	2008-12
Williams, Damien (Oklahoma), RB.....	8	2021
Williams, Dave (Colorado), RB.....	22	1979-81
Williams, D.J. (Miami, FL), LB.....	58	2013-14
Williams, Edwin (Maryland), G/C.....	70	2010-12
Williams, Fred * (Arkansas), T.....	75	1952-63
Williams, Jabara (Stephen F. Austin), LB.....	52	2011
Williams, Jamar (Arizona State), LB.....	52	2006-09
Williams, James "Big Cat" (Cheyney St.), T/DT.....	71	1991-2002
Williams, Jeff (Rhode Island), G.....	74	1982
Williams, Marcus (NDSU), DB.....	31	2018
Williams, Nick (Samford), DL.....	97	2018 -19
Williams, Oliver (Illinois), WR.....	93	1983
Williams, Perry (Purdue), RB.....	36	1974
Williams, Roosevelt (Tuskegee), CB.....	20	2002

Williams, Roy (Texas), WR.....	11	2011
Williams, Teddy (Texas-San Antonio), CB.....	24	2014
Williams, Terry (Memphis), DL.....	79	2015
Williams, Tyrone (Wyoming), DT.....	96	1997
Williams, Walt (New Mexico St.), CB.....	43	1982-83
Willis, Peter Tom (Florida St.), QB.....	10	1990-93
Wilson, C.J. (East Carolina), DL.....	69	2016
Wilson, C.J. (NC State), CB.....	25	2013
Wilson, George* (Northwestern), E.....	30	1937-46
Wilson, Marquess (Washington St.), WR.....	10	2013-16
Wilson, Nemiah (Grambling), CB.....	21	1975
Wilson, Otis (Louisville), LB.....	55	1980-87
Wilson, Rod (South Carolina), LB.....	59, 58	2006-07; 10
Wilson, Troy (Pittsburg State), DE.....	95	2000
Wims, Javon (Georgia), WR.....	83	2018-20
Wise, Ty (Miami-FL), C.....	68	2000
Wisne, Jerry (Notre Dame), T.....	79	1999-2000
Witzman, Bryan (SDSU), OL.....	78	2018
Wojciechowski, John (Michigan St.), T.....	73	1987-93
Wolden, Allan (Bemidi State), RB.....	39	1987
Wolfe, Garrett (Northern Illinois), RB.....	25	2007-10
Wooden, Shawn (Notre Dame), S.....	22	2000
Woods, Josh (Maryland), LB.....	55	2019-21
Woods, Tony (Oklahoma), DT.....	65	1989
Woolford, Donnell (Clemson), CB.....	21	1989-96
Wootton, Corey (Northwestern), DE.....	98	2010-13
Worley, Tim (Georgia), RB.....	38	1993-94
Worrell, Cameron (Fresno State), S.....	24, 44, 45	2003-06; 08
Wright, Eric (Stephen F. Austin), WR.....	83	1991-92
Wright, Kendall (Baylor), WR.....	13	2017
Wright, Major (Florida), S.....	21, 27	2010-13
Wright, Steve (Alabama), T.....	73	1971
Wrightman, Tim (UCLA), TE.....	80	1985-86
Wrotto, Mansfield (Georgia Tech), G.....	76	2011
Wuerffel, Danny (Florida), QB.....	17	2001
Wynne, Elmer* (Notre Dame), FB.....	17	1928

Y	#	Years
Youmans, Maury (Syracuse), T.....	82	1960-63
Young, Adrian (USC), LB.....	54	1973
Young, Randolph* (Millikin), T.....	16	1920
Young, Willie (NC State), DE.....	97	2014-17
Youngblood, George (LSU), S.....	37	1969
Yourist, Abe* (Heidelberg), E.....	12	1923

Z	#	Years
Zanders, Emanuel (Jackson State), G.....	79	1981
Zarnas, Gust* (Ohio State), G.....	28	1938
Zawatson, Dave (California), T.....	64	1989
Zeller, Joe* (Indiana), G.....	17	1938
Zizak, Vince* (Villanova), G.....	23	1934
Zorich, Chris (Notre Dame), DT.....	97	1991-97
Zorich, George* (Northwestern), G.....	14	1944-46
Zucco, Vic (Michigan State), HB.....	48	1957-60

ILLINOIS HIGH SCHOOL BEARS

The following reflects Bears players who have appeared in at least one regular season game and who also played their high school football in the state of Illinois.

<u>Player</u>	<u>Illinois High School</u>
Jim Althoff	McHenry
Tony Ardizzone	Saint Joseph (Westchester)
Dick Barwegan	Fenger (Chicago)
Kurt Becker	Aurora East
Tom Bettis	Saint Mel (Chicago)
George Bolan	Deerfield
Fabien Bownes	Waubonsie Valley (Aurora)
Zeke Bratkowski	Schlarman (Danville)
Bill Brown	Mendota
Dick Butkus	Vocational (Chicago)
Sean Cattouse	Hubbard (Chicago)
Chet Chesney	St. Hyacinth; Lane Tech (Chicago)
Rich Coady	Taft (Chicago)
George Connor	De La Salle (Chicago)
George Corbett	Arthur
Bryan Cox	East Saint Louis
John Damore	Riverside Brookfield
Bill DeCorrevont	Austin (Chicago)
Maurice Douglass	Madison (Trotwood)
Chuck Dreesen	Assumption (East Saint Louis)
Paddy Driscoll	Evanston
Steve Edwards	Mount Carmel (Chicago)
Tom Farris	Englewood (Chicago)
Gary Fencik	Barrington
Dave Finzer	Loyola (Wilmette)
Aldo Forte	Fenger (Chicago)
Andy Frederick	Saint Joseph (Westchester)
Hugh Gallarneau	Morgan Park (Chicago)
Bruce Gaston	St. Rita (Chicago)
Brian Glasgow	Eisenhower (Blue Island)
Lou Gordon	Lane Tech (Chicago)
Ken Gorgal	Saint Bede (Peru)
Jim Grabowski	Taft (Chicago)
Garland Grange	Wheaton
Red Grange	Wheaton
George Halas	Crane Tech (Chicago)
Frank Hanny	Aurora East
Kelvin Hayden	Hubbard (Chicago)
Tom Hicks	Willowbrook (Villa Park)
Mike Hoban	Gordon Tech (Chicago)
Anthony Ippolito	Saint Ignatius (Chicago)
John Ivlow	Plainfield
Chick Jagade	East Leyden (Franklin Park)
Ralph Jecha	Argo (Summit)
Luke Johnsos	Schurz (Chicago)
Michael Joseph	Oswego High School
Nick Kerasiotis	Mooseheart
Cole Kmet	St. Viator High School
Kennth Kortas	Taft
Doug Kramer	Hinsdale Central
Jake Lanum	Champaign-Urbana
Tim Lashar	Barrington

Cameron Lee	Oakwood
Dennis Lick	St. Rita (Chicago)

<u>Player</u>	<u>Illinois High School</u>
Rusty Lisch	Belleville West
Bob MacLeod	Glenbard (Glen Ellyn)
Billy Martin	Phillips (Chicago)
Ray McElroy	Proviso West (Hillside)
Sherrick McManis	Richwoods (Peoria)
Cameron Meredith	Saint Joseph (Westchester)
Ahmad Merritt	St. Rita (Chicago)
Jerry Meyers	Lake View (Chicago)
Jim Mooney	Loyola (Wilmette)
Jerry Moore	Belleville
Emery Moorehead	Evanston
Rudy Mucha	Fenger (Chicago)
Jerry Muckensturm	Althoff (Belleville)
George Musso	Collinsville
Brent Novoselsky	Niles North (Skokie)
Ed O'Bradovich	Proviso East (Maywood)
Tommy O'Connell	South Shore (Chicago)
James O'Shaughnessy	Naperville North HS
Joe Odum	Civic Memorial (Bethalto)
Bob Pickens	Evanston
Paul Podmajersky	Lane Tech (Chicago)
Jim Purnell	Evanston
Mike Pyle	New Trier (Winnetka)
Mike Rabold	Fenwick (Oak Park)
Jack Sanborn	Lake Zurich
Eric Saubert	Hoffman Estates
Jim Schwantz	Fremd (Palatine)
Michael Schofield	Sandborg (Orland Park)
Bill Senn	Macomb
Solly Sherman	Marshall (Chicago)
Johnny Sisk	Saint Viator (Kankakee)
John Skibinski	LaSalle-Peru (LaSalle)
Rudy Smeja	Lindblom (Chicago)
Bill Steinkemper	De Paul (Chicago)
Ed Sternaman	Springfield
Joe Sternaman	Springfield
Billy Stone	Langhier (Springfield)
George Streeter	Julian (Chicago)
Bob Swisher	Peoria
Tom Thayer	Joliet Catholic
Mike Tomczak	Thornton Fractional N. (Calumet City)
George Trafton	Oak Park
Joe Vodicka	Lane Tech (Chicago)
Stan Wallace	Hillsboro
Laurie Walquist	Rockford Central; Evanston
Garrett Wolfe	Holy Cross (River Grove)
George Wilson	Austin (Chicago)
Connie Zelencik	Thornton Fractional N. (Calumet City)
Chris Zorich	Vocational (Chicago)

CHICAGO BEARS MILITARY SERVICE HONOR ROLL

Player	Conflict
Artoe, Lee	WWII
Baisi, Al	WWII
Bray, Ray	WWII
Brown, Ed	Korean War
Bussey, Young	WWII
Carey, Bob	Korean War
Casares, Rick	Korean War
Cifers, Ed	WWII
Clark, Harry	WWII
Connor, George	WWII
Davis, Art	Korean War
Davis, Fred	WWII
Evans, Fred	WWII
Flanagan, Dick	WWII
Forte, Aldo	WWII
Fortmann, Dan	WWII
Fortunato, Joe	Korean War
Gallerneau, Hugh	WWII
Goodnight, Owen	WWII
Gorgal, Ken	Korean War
Gulyanics, George	WWII
Halas, George	WWII
Hatley, John	Korean War
Hoffman, Jack	Korean War
Holovak, Mike	WWII
Hugasian, Harry	Korean War

Player	Conflict
Hughes, Billy	WWII
Hunsinger, Charlie	Korean War
Ingwerson, Burt	WWII
Ippolito, Anthony	WWII
Jones, Edgar	WWII
Kavanaugh, Ken	WWII
Keane, Jim	WWII
Kolman, Ed	WWII
Kopcha, Joe	WWII
Kreamcheck, John	Korean War
Lesane, Jimmy	Korean War
Lowe, Lloyd	Korean War
Luckman, Sid	WWII
Magnani, Dante	WWII
Maniaci, Joe	WWII
Manske, Edgar	WWII
Masterson, Bernie	WWII
Matuza, Al	WWII
Maznicki, Frank	WWII
McAfee, George	WWII
Merkel, Monte	WWII
Mihal, Joe	WWII
Mooney, Jim	WWII
Morris, Francis	WWII
Mucha, Rudy	WWII
Mullins, Noah	WWII

Player	Conflict
Nowanskey, Bob	WWII
O'Rourke, Charles	WWII
Osmanski, Bill	WWII
Osmanski, Joe	WWII
Patterson, Billy	WWII
Perina, Bob	Korean War
Perini, Pete	Korean War
Petty, John	WWII
Pifferini, Bob	Vietnam War
Plasman, Dick	WWII
Pool, Hampton	WWII
Preston, Pat	WWII
Roberts, Tom	WWII
Rosequist, Ted	WWII
Rowland, Brad	Korean War
Schroeder, Gene	Korean War
Siegal, John	WWII
Smith, Ray Gene	Korean War
Standlee, Norm	WWII
Stydahar, Joe	WWII
Turner, Clyde	WWII
Vodicka, Joe	WWII
Weatherly, Gerald	Korean War
Williams, Bob	Korean War
Zeller, Joe	WWII

Illinois High School Breakdown

The following reflects the most Illinois-area high schools which have contributed Bears players who have appeared in at least one regular season game and a list of players who played Illinois high school football and for the Bears who are enshrined in the Pro Football Hall of Fame.

High School	No.
Evanston	(4)
Fenger (Chicago)	(3)
Lane Tech (Chicago)	(3)
St. Joseph (Westchester)	(3)
St. Rita (Chicago)	(3)
Austin (Chicago)	(2)
Barrington	(2)
Hubbard (Chicago)	(2)

High School	No.
Loyola (Wilmette)	(2)
Peoria	(2)
Springfield	(2)
Taft (Chicago)	(2)
Thornton Fractional North	(2)
Vocational (Chicago)	(2)
Wheaton	(2)

Pro Football Hall of Famers	
Dick Butkus	Vocational (Chicago)
George Connor	De La Salle (Chicago)
Paddy Driscoll	Evanston
Red Grange	Wheaton
George Halas	Crane Tech (Chicago)
George Musso	Collinsville
George Trafton	Oak Park

College Accolades

The following reflects Bears players who earned Rose Bowl MVP or college football's most prestigious honor, the Heisman Trophy. Jay Berwanger was drafted but never played for the Bears.

Bears Rose Bowl MVPs

Player	Year	School
George Halas	1919	Great Lakes Navy
Fred "Curley" Morrison	1950	Ohio State
Rudy Bukich	1953	USC
Bob Jeter	1959	Iowa
Jim Grabowski	1964	Illinois
Vince Evans	1977	USC
Brian Griese	1998	Michigan
Roquan Smith	2018	Georgia

Bears Heisman Trophy Winners

Player	Year	School
Jay Berwanger	1935	Chicago
Tom Harmon	1940	Michigan
Johnny Lujack	1947	Notre Dame
John Huarte	1964	Notre Dame
Doug Flutie	1984	Boston College
Rashaan Salaam	1994	Colorado
Danny Wuerffel	1996	Florida

Below is an unofficial list of trades involving the Chicago Bears from 1960-present:

Date	Traded Away	To	For
3/15/23	2023 first-round pick	Carolina	DJ Moore & first-round pick
11/1/22	2023 second-round pick	Pittsburgh	WR Chase Claypool
10/31/22	Roquan Smith	Baltimore	2023 second and fifth-round picks & LB A.J. Klein
10/26/22	Robert Quinn	Philadelphia	2023 fourth-round draft pick
7/13/22	2024 7th Round Pick	New England	N'Keal Harry
10/5/21	2023 6th Round Pick	Miami	Jakeem Grant Sr.
7/26/21	Anthony Miller	Pittsburgh	2022 fifth-round draft pick
5/1/21	2021 (6th)	Seattle	2021 (6th) (RB Khalil Herbert), (7th) (Khyiris Tonga)
4/30/21	2021 (2nd), (3rd), (6th)	Carolina	2021 (2nd) (OL Teven Jenkins), 2021 (5th) (OL Larry Borom)
4/29/21	2021 (1st), (5th); 2022 (1st), (4th)	NY Giants	2021 (1st) (QB Justin Fields)
7/25/20	TE Adam Shaheen	Miami	Conditional 2021 7th-round pick
4/25/20	2020 (6th) (from Phi), (6th), (7th)	Philadelphia	2020 (5th) (WR Darnell Mooney), (7th) (OL Lachavious Simmons)
4/25/20	2021 (4th)	Minnesota	2020 (5th) (DE Trevis Gipson)
3/31/20	2020 (Comp. 4th)	Jacksonville	QB Nick Foles
5/7/19	2021 (Cond. 7th)	Oakland	K Eddy Pineiro
4/26/19	2019 (3rd), (5th); 2020 (4th)	New England	2019 (3rd) (RB David Montgomery)
3/29/19	RB Jordan Howard	Philadelphia	2020 (Cond. 6th) (traded)
9/1/18	Draft Picks: 2019 (1st), (6th); 2020 (1st), (3rd)	Oakland	LB Khalil Mack, 2020 (2) (TE Cole Kmet), (Cond. 7th) (OL Arlington Hargett)
9/1/18	DB Deiondre' Hall	Philadelphia	2019 (cond 7th) (RB Kerrith Whyte)
4/28/18	2018 (4th); 2019 (2nd)	New England	2018 (2nd) (WR Anthony Miller)
4/29/17	2017 (4th) (from Buf), 2017 (6th) (from Arz)	LA Rams	2017 (4th) (S Eddie Jackson)
4/28/17	2017 (2nd), 2017 (7th)	Arizona	2017 (2nd) (TE Adam Shaheen), 2017 (4th) (RB Tarik Cohen), 2017 (6th) (traded), 2018 (4th) (LB Joel Iyebuniwe)
4/27/17	2017 (1st), 2017 (3rd), 2017 (4th), 2018 (3rd)	San Francisco	2017 (1st) (QB Mitchell Trubisky)
10/25/17	Conditional 2018 7th-round pick	LA Chargers	WR Dontrelle Inman
4/30/16	2016 (4th) (from Buf), 2016 (6th) (from Car)	LA Rams	2016 (4th) (LB Nick Kwiatkoski)
4/29/16	2016 (2nd) (from Buf)	Seattle	2016 (2nd) (OL Cody Whitehair), 2016 (4th) (S Deon Bush)
4/29/16	2016 (2nd)	Buffalo	2016 (2nd) (traded), 2016 (4th) (traded), 2017 (4th) (traded)
4/28/16	2016 (1st), 2016 (4th)	Tampa Bay	2016 (1st) (LB Leonard Floyd)
3/17/16	TE Martellus Bennett, 2016 (6th)	New England	2016 (4th) (CB Deiondre Hall)
9/29/15	LB Jonathan Bostic	New England	2016 (6th) (traded)
9/28/15	LB Jared Allen	Carolina	2016 (6th) (traded)
9/2/15	2017 (6th)	Houston	TE Khari Lee
8/11/15	G Ryan Groy	New England	LB Matthew Wells
3/10/15	WR Brandon Marshall; 2015 (7th)	New York Jets	2015 (5th) (S Adrian Amos)
5/10/14	2014 (5th) (#156), 2015 (5th)	Denver	2014 (4th) (#131, S Brock Vereen), 2014 (7th) (#246), T Charles Leno
9/2/13	2014 (7th)	Dallas	TE Dante Rosario
6/9/13	G/T Gabe Carimi	Tampa Bay	2014 (6th) (#183, QB David Fales)
4/27/13	2013 (5th) (#153)	Atlanta	2013 (5th) (#163, T Jordan Mills), 2013 (7th) (#236, WR Marquess Wilson)
8/31/12	FB Tyler Clutts	Houston	CB Sherrick McManis
7/26/12	2013 (7th) (#226)	Tampa Bay	DT Brian Price
4/27/12	2012 (2nd) (#50), 2012 (5th) (#150)	St. Louis	2012 (2nd) (#45, WR Alshon Jeffery)
3/13/12	2012 (3rd from CAR) (#73), 2013 (3rd) (#82)	Miami	WR Brandon Marshall
7/28/11	TE Greg Olsen	Carolina	2012 (3rd) (#73, traded to MIA)
4/29/11	2011 (2nd) (#62), 2011 (4th) (#127)	Washington	#2011 (2nd) (#53, DT Stephen Paea)
10/16/09	2010 (2nd) (#42)	Tampa Bay	DE Gaines Adams
4/25/09	2009 (2nd) (#49)	Seattle	2009 (3rd) (#68, DE Jarron Gilbert), 2009 (4th) (#105, DL Henry Melton)
4/2/09	QB Kyle Orton, 2009 (1st) (#18), 2009 (3rd) (#84), 2010 (1st) (#11)	Denver	QB Jay Cutler, 2009 (5th) (#140, WR Johnny Knox)
9/2/08	2009 (6th from TB) (#191)	Tampa Bay	G Dan Buening
4/27/08	2008 (4th from MIA via PHI) (#115), 2008 (6th) (#175)	Tampa Bay	2008 (4th) (#120, S Craig Steltz), 2008 (5th) (#158, TE Kellen Davis)
4/27/08	2008 (4th) (#110)	Miami	2008 (4th) (#115, traded to TB), 2008 (7th) (#208, DE Ervin Baldwin)
3/3/08	QB Brian Griese, 2009 (7th) (#229)	Tampa Bay	2009 (6th) (#191, traded to TB)
8/2/07	S Chris Harris	Carolina	2008 (5th) (#142, CB Zack Bowman)
7/29/07	2008 (5th) (#143)	Buffalo	DT Darwin Walker

HISTORY

Date	Traded Away	To	For
4/28/07	2007 (2nd from NYJ via WAS) [#37]	San Diego	2007 (2nd) [#62, Dan Bazuin], 2007 (3rd) [#93, Garrett Wolfe], 2007 (5th) [#167, Kevin Payne], 2008 (3rd) [#90 Marcus Harrison]
3/22/07	2007 (6th) [#205]	Washington	S Adam Archuleta
3/6/07	RB Thomas Jones, 2007 (2nd) [#63]	NY Jets	2007 (2nd) [#37, traded to SD]
8/24/06	G Lennie Friedman	Cleveland	2007 (7th) [#221, CB Trumaine McBride]
4/29/06	2006 (1st) [#26]	Buffalo	2006 (2nd) [#42, S Danieal Manning], 2006 (3rd) [#73, DT Dusty Dvoracek]
4/25/06	S Mike Green	Seattle	2006 (6th) [#200, G Tyler Reed]
4/24/06	2006 (3rd) [#88]	Carolina	CB Ricky Manning, Jr. (RFA)
8/28/05	TE John Owens, 2006 (7th) [#233]	Miami	LB Brendon Ayanbadejo
8/21/04	WR Marty Booker, 2005 (3rd) [#70]	Miami	DE Adewalé Ogunsleye
4/25/04	2004 (4th from NE via WAS) [#104]	San Francisco	2004 (4th) [#112, LB Leon Joe], 2004 (5th) [#147, DE Claude Harriott]
3/29/04	2004 (6th) [#180]	Washington	FB Bryan Johnson
8/19/03	DT Ted Washington	New England	2004 (4th) [#104, traded to SF]
4/27/03	2003 (6th) [#176], 2003 (6th from NE) [#193], 2003 (7th) [#218]	Jacksonville	2003 (5th) [#143, WR Justin Gage]
4/26/03	2003 (1st from NYJ) [#13]	New England	2002 (14) [DE Michael Haynes], 2003 (6) [#193, traded to JAX]
4/26/03	2003 (1st) [#4]	N.Y. Jets	2003 (1st) [#13, traded to NE], 2003 (1st) [#22, QB Rex Grossman], 2003 (4th) [#116, DT Ian Scott]
4/20/02	2002 (2nd) [#63], 2002 (4th) [#129]	Dallas	2002 (3rd) [#72, CB Roosevelt Williams], 2002 (4th) [#104, DE Alex Brown], 2002 (5th) [#140, S Bobby Gray]
8/22/01	QB Cade McNown, 2002 (7th) [#24]	Miami	2002 (6th) [#199, RB Adrian Peterson], 2003 (6th) [#191, LB Joe Odom]
6/5/00	2001 (6th) [#169]	San Francisco	CB R.W. McQuarters
4/16/00	2000 (7th from CLE via MIN) [#232] 2001 (7th) [#208]	Miami	P Brent Bartholomew
4/16/00	2000 (7th from SF) [#209],	Cleveland	2000 (7th) [#223, LB James Cotton], 2000 (7th) [#232, traded to MIA], 2000 (7th) [#254, S Mike Green]
4/16/00	2000 (7th from STL via BAL) [#225] 2000 (5th from STL via DET via BAL) [#150]	San Francisco	2006 (6th) [#170, RB Frank Murphy], 2000 (7th) [#209, traded to CLE]
4/16/00	2000 (4th) [#104]	St. Louis	2000 (4th) [#125, CB Reggie Austin], 2000 (5th) [#150, traded to SF], 2000 (7th) [#225, traded to CLE]
2/21/00	2000 (5th) [#138]	New Orleans	WR Eddie Kennison
4/18/99	1999 (7th from CLE) [#207]	Cleveland	1999 (7) [#221, WR Sulcicio Sanford], 1999 (7th) [#253, RB James Finn]
4/18/99	1999 (6th) [#174]	Cleveland	1999 (6th) [#184, S Rashard Cook], 1999 (7th) [#207, traded to CLE]
4/17/99	1999 (1st) [#7]	Washington	1999 (1st) [#12, QB Cade McNown], 1999 (3rd) [#71, WR D'Wayne Bates], 1999 (4th) [#106, LB Warrick Holdman], 1999 (5th) [#143, T Jerry Wisne], 2000 (3rd) [#87, TE Dustin Lyman]
4/17/99	1999 (2nd from WAS) [#40], 1999 (4th) [#102]	Oakland	1999 (2nd) [#48, DT Russell Davis], 1999 (3rd) [#78, WR Marty Booker], 1999 (4th) [#111, LB Rosevelt Colvin]
4/17/99	1999 (2nd) [#37]	Washington	1999 (2nd) [#40, traded to OAK], 1999 (5th) [#144, LB Khari Samuel], 1999 (5th) [#147, CB Jerry Azumah]
10/13/98	RB Byron "Bam" Morris	Kansas City	LB Lemanski Hall
9/1/98	2000 (7th) [#213]	Tennessee	RB Glyn Milburn
8/29/98	1999 (7th) [#213]	Green Bay	DT Shawn Lee
6/8/98	1999 (5th) [#139]	San Diego	DT Shawn Lee
4/15/98	LB Anthony Peterson	San Francisco	1998 (7th) [#216, G Chad Overhauser]
8/24/97	1998 (5th) [#128]	Kansas City	WR Chris Penn
8/24/97	1998 (7th) [#192]	Jacksonville	T Jimmy Herndon
4/19/97	1997 (2nd) [#40], 1997 (6th) [#173]	St. Louis	1997 (2nd) [#38, TE John Allred]
2/18/97	1997 (1st) [#11]	Seattle	QB Rick Mirer, 1997 (4th) [#105, RB Darnell Autry]
4/20/96	1996 (1st) [#18], 1996 (3rd) [#83], 1996 (6th from DAL) [#201]	St. Louis	1996 (1st) [#13, CB Walt Harris]
4/4/95	DE Trace Armstrong	Miami	1995 (2nd) [#56, P Todd Sauerbrun], 1995 (3rd) [#87, C Evan Pilgrim]
8/28/94	LB Jim Schwantz	Dallas	1996 (6th) [#201, traded to STL]

Date	Traded Away	To	For
4/29/94	1995 (5th) [#151]	Pittsburgh	WR Jeff Graham
10/19/93	1994 (5th) [#140]	Pittsburgh	RB Tim Worley
8/17/93	LB John Roper, S Markus Paul, TE Kelly Blackwell	Dallas	LB Vinson Smith and LB Barry Minter 1995 (6th) [#198, DE Carl Reeves]
4/25/93	1993 (5th) [#119], 1993 (6th from IND) [#156]	Green Bay	1993 (4th) [#112, DE Al Fontenot]
4/25/93	1993 (4th) [#92]	Indianapolis	1993 (4th) [#100, LB Myron Baker], 1993 (6th) [#156, traded to GB]
3/10/93	1993 (8th) [#204]	Seattle	LB Joe Cain (RFA)
8/28/92	C Jay Hilgenberg	Cleveland	1993 (4th) [#97, G Todd Perry]
8/19/91	1992 (8th) [#219]	N.Y. Jets	T Ron Mattes
4/23/90	1990 (7th) [#173]	L.A. Raiders	1990 (7th) [#176, C Bill Anderson], 1990 (11th) [#298, T Roman Matusz]
8/19/89	QB Jim McMahon	San Diego	1990 (2nd) [#33, LB Ron Cox]
4/23/89	1989 (1st) [#25]	Miami	1989 (2nd) [#36, LB John Roper], 1989 (3rd) [#65, C Jerry Fontenot]
4/23/89	1989 (4th) [#110], 1989 (6th) [#165]	L.A. Raiders	1989 (4th) [#95, S Markus Paul]
4/23/89	1989 (3rd) [#81]	Philadelphia	1989 (5th) [#130, Mark Green], 1989 (7th) [#189, S Richard Brothers], 1989 (8th) [#216, DT Tony Woods], 1989 (9th) [#243, LB LaSalle Harper], 1989 (10th) [#270, TE Todd Millikan], 1989 (11th) [#297, DT Joe Nelms], 1989 (12th) [#330, WR Freddy Weygand]
7/28/88	WR Willie Gault	LA Raiders	1989 (1st) [#11, CB Donnell Woolford], 1990 (3rd) [#63 Peter Tom Willis]
3/18/88	LB Wilbur Marshall (RFA)	Washington	1988 (1st) [#28, WR Wendell Davis], 1989 (1st) [#12, DE Trace Armstrong]
10/13/87	QB Doug Flutie	New England	1988 (8th) [#208, S David Tate]
4/28/87	1987 (4th) [#110]	L.A. Raiders	1987 (5th) [#120, DE Steve Bryan], 1987 (6th) [#154, C John Adickes]
10/14/86	1987 (3rd) [#82], 1987 (6th) [#166]	L.A. Rams	Selection rights to QB Doug Flutie, 1987 (4th) [#101, DT Sean Smith]
8/20/85	1986 (12th) [#333]	San Diego	P Maury Buford
8/15/84	1985 (12th) [#329]	San Diego	P Dave Finzer
5/1/84	1984 (11th) [#293], 1985 (6th) [#161]	L.A. Rams	QB Steve Fuller
5/1/84	1984 Supp. (1st), 1984 Supp. (2nd), 1984 Supp. (3rd)	Cleveland	1984 (9th) [#244, QB Mark Cassale], 1984 (10th) [#271, S Shaun Gayle], 1984 (11th) [#297, DT Mark Butkus], 1984 (12th) [#330, RB Donald Jordan]
7/14/83	1985 (5th) [#134]	N.Y. Jets	DE Tyrone Keys
6/1/83	1984 (6th) [#152]	Dallas	TE Jay Saldi
4/27/83	Past Consideration	Cleveland	T Andy Frederick
4/26/83	T Jeff Williams	San Francisco	1983 (9th via CLE) [#235, LB Mark Zavagnin], 1983 (12th) [#313, WR Oliver Williams]
4/22/83	DB Reuben Henderson	San Diego	1983 (4th) [#107, TE Pat Dunsmore], 1983 (8th) [#219, DT Mark Bortz]
8/31/82	1983 (12th) [#314], 1984 (5th) [#125]	San Diego	T Jeff Williams
8/23/82	1983 (6th) [#145]	Cleveland	C Gerry Sullivan
8/5/82	1983 (7th) [#176]	Cleveland	LB Bruce Huther
4/28/82	1983 (5th) [#118]	New England	LB Rod Shoate
4/27/82	1982 (2nd) [#32]	Tampa Bay	1983 (1st) [#18, WR Willie Gault]
4/26/82	Past Consideration	San Diego	1982 (5th) [#134, DB Dennis Tabron]
8/3/81	\$100.00	St. Louis	WR Jeff Lee
4/28/81	1981 (2nd) [#40], 1981 (5th) [#122]	San Francisco	1981 (2nd) [#38, LB Mike Singletary]
7/21/80	DE Tommy Hart	New Orleans	Past Consideration
9/6/78	1979 (5th) [#121], 1980 (3rd) [#78]	Dallas	WR Golden Richards
9/5/78	RB Alvin Maxson	Pittsburgh	Past Consideration
8/23/78	1979 (4th) [#91]	Cincinnati	TE Mike Cobb
5/2/78	1978 (4th) [#104]	Kansas City	1978 (5th via HOU) [traded to SF to complete prior deal], 1978 (6th) [#139, RB John Skibinski]
4/20/78	1978 (2nd) [#47]	San Francisco	DE Tommy Hart
4/14/78	DT Wally Chambers	Tampa Bay	1979 (1st) [#4, DT Dan Hampton], TE Bob Moore
3/28/78	Selection rights to DB John Sciarra	Tampa Bay	Past Consideration
9/1/77	C Connie Zelencik	Buffalo	DE Billy Newsome
6/15/77	QB Pat Sullivan	San Francisco	\$1.00
5/3/77	1977 (4th from MIA via WAS via BAL) [#110], 1978 (1st) [#20]	Cleveland	QB Mike Phipps
5/2/77	1977 (3rd) [#71]	Miami	1977 (4th via BAL) [traded to CLE], 1977 (5th via CHI) [to OAK to complete prior deal]

HISTORY

Date	Traded Away	To	For
5/2/77	1977 (6th from TB via OAK) (#167)	Kansas City	RB Tommy Reamon
4/15/77	QB Gary Huff	Tampa Bay	1977 (6th) (#140, QB Vince Evans), 1977 (6th via OAK) (traded to KC)
9/6/76	1978 (5th from KC via HOU) (#127)	San Francisco	RB Larry Schreiber
6/8/76	1978 (5th) (#131)	Cincinnati	DE Royce Berry, LB Brad Cousino, rights to K Tom Kiaban
4/8/76	1976 (1st) (#10), 1976 (3rd) (#68)	Detroit	1976 (1st via GB) (#8, T Dennis Lick)
4/2/76	1976 (4th from NYJ) (#98); 1977 (5th) (#126)	Miami	1976 (4th via DET) (#108, DB Wayne Rhodes), 1976 (5th via CHI) (to BAL to complete prior deal)
9/9/75	RB Carl Garrett	N.Y. Jets	1976 (4th) (#98, traded to MIA), RB Mike Adaml, rights to DT Ron Rydalch
9/4/75	1976 (10th) (#272)	Washington	CB Ted Vactor
9/3/75	DE Dave Gallagher	N.Y. Giants	1977 (3rd) (#61, RB Robin Earl), WR Bob Grim
8/26/75	1976 (2nd) (#37), 1977 (4th) (#99)	Pittsburgh	WR Ron Shanklin
8/13/75	1976 (7th from BAL) (#201)	New Orleans	C John Didion
8/12/75	1977 (8th) (#210)	N.Y. Jets	DE John Ricca
8/7/75	QB Joe Barnes, TE Fred Pagac	N.Y. Jets	Past Consideration
7/30/75	DT Greg Wojcik	St. Louis	C Wes Miller
4/22/75	1976 (9th) (#247), 1977 (6th) (#154)	Philadelphia	G Mark Nordquist
4/8/75	1976 (8th) (#220), 1977 (5th) (#126)	Oakland	DB Nemiah Wilson
1/28/75	RB Jim Harrison	San Diego	1975 (6th via LA Rams) (#151, LB Tom Hicks)
1/28/75	1975 (7th from N.Y. Jets) (#168), 1976 (5th) (#134)	Baltimore	Rights to T Noah Jackson; 1976 (7th) (#201, traded to NO)
1/28/75	1975 (3rd from LA Rams) (#73)	San Diego	RB Sid Edwards
1/28/75	1975 (3rd) (#56), 1975 (7th) (#160)	Baltimore	Rights to TE Greg Latta
8/13/74	1975 (8th) (#187)	Denver	DB Randy Montgomery
8/9/74	1975 (10th) (#239)	Miami	WR Charles Wade
10/23/73	DE Willie Holman, 1975 (5th) (#108)	Washington	1974 (3rd via NE) (#62, RB Cliff Taylor)
1974	\$100.00	San Diego	G Tom Forrest
8/14/74	\$200.00	New England	G James Callier
8/16/74	DB Charles Ford	Philadelphia	DE Richard Harris
8/28/74	C Wayne Mulligan	N.Y. Jets	1975 (7th) (#168, traded to BAL)
8/23/74	WR Earl Thomas	St. Louis	C Wayne Mulligan, RB Cliff McClain, 1975 (7th via WAS) (#178, DB Earl Douthitt)
9/10/73	DB Jerry Moore	New Orleans	1975 (5th) (#110, G Revie Sorey)
4/2/74	G Greg Horton	L.A. Rams	1975 (3rd) (#73, traded to SD), 1975 (10th) (#254, G Mike Julius)
8/15/74	WR John Isenbarger, TE Dick Witcher	San Francisco	WR Cecil Turner
8/7/74	\$100.00	Dallas	T Bruce Craft
8/2/73	\$1.00	Denver	WR Ike Hill
7/19/73	\$1.00	San Francisco	WR John Wiegman
1/30/73	1973 (1st from DET) (#19)	New England	RB Carl Garrett
1/30/73	1973 (1st from KC) (#17), 1973 (3rd) (#58)	Detroit	TE Craig Cotton, 1973 (1st) (#19, traded to NE)
10/16/73	1974 (5th) (#108)	Philadelphia	DE Mel Tom
8/16/73	1974 (2nd) (#30), 1974 (4th) (#82)	New England	1974 (8th) (#190, RB Ken Grandberry), WR Tom Reynolds, LB Ken Lee
8/10/73	1974 (9th) (#212)	Miami	DB Dave McCurry
8/8/73	1974 (10th) (#238)	Cleveland	QB Randy Mattingly
5/25/73	DB Ron Smith	San Diego	1974 (3rd) (#54, WR Wayne Wheeler)
9/1/72	1974 (6th) (#134)	Green Bay	QB Zeke Bratkowski
10/13/72	Rights to WR Dick Gordon	L.A. Rams	1974 (1st via WAS) (#20, DT Dave Gallagher)
7/26/72	1973 (4th from STL) (#84)	San Diego	DE Steve DeLong
8/8/72	1973 (7th) (#161)	L.A. Rams	T Rich Buzin
8/8/72	DE John Hoffman, T Stephen Wright	St. Louis	1973 (4th) (#84, traded to SD)
8/17/72	Rights to QB Jack Concannon	Dallas	DE Billie Line, T Bob Asher, 1973 (2nd) (#48, DT Gary Hrivnak)
9/7/72	Rights to DT George Seals	Kansas City	1973 (1st) (#17, traded to DET)
9/22/71	LB Lee Roy Caffey	Dallas	1972 (7th) (#182, DT Jim Osborne)
9/13/71	1973 (5th) (#112)	San Francisco	RB Bill Tucker
9/13/71	C Bob Hyland, DB Bennie McRae	N.Y. Giants	1972 (1st) (#3, T Lionel Antoine)
9/13/71	1972 (2nd) (#37); 1973 (4th) (#83)	Philadelphia	RB Cyril Pinder
8/31/71	RB Mike Hull	Washington	RB Danny Pierce, T Steve Wright
7/21/71	Rights to RB Ronnie Bull	Philadelphia	1973 (5th) (#107, DB Allan Ellis)
7/20/71	1972 (6th) (#142)	Green Bay	DB Bobby Jeter
7/20/70	QB Virgil Carter (via waivers)	Buffalo	1971 (6th) (#135, TE Earl Thomas)
9/2/70	DT Frank Cornish (via waivers)	Cincinnati	1972 (6th) (#133, LB Bob Pifferini)
9/2/70	DT Dick Evey, 1972 (4th) (#87)	L.A. Rams	WR Jim Seymour, DB Ron Smith
3/2/70	DE Loyd Phillips	New Orleans	TE Jim Hester

Date	Traded Away	To	For
1/21/70	T Rufus Mayes	Cincinnati	DE Harry Gunner, DT Bill Staley
1/21/70	1970 (1st) [#2]	Green Bay	LB Lee Roy Caffey, C Bob Hyland, RB Elijah Pitts
1/21/70	1970 (2nd) [#27]	Dallas	RB Craig Baynham, DB Phil Clark
10/28/69	DB Roosevelt Taylor, 1971 (5th)	San Francisco	G Howard Mudd
9/8/69	1970 (5th) [#106]	New Orleans	DB George Youngblood
8/12/69	WR David McDaniels	L.A. Rams	1971 (7th) [#176, RB Dennis Ferris]
7/31/69	1970 (7th) [#158]	Philadelphia	WR David McDaniels
7/23/69	DB Curtis Gentry	St. Louis	WR Bobby Lee, 1970 (6th) [#136, T Jeff Curchin]
7/17/69	RB Andy Livingston	New Orleans	1971 (2nd) [#28, RB Jim Harrison]
7/12/69	P Jon Kilgore	L.A. Rams	\$1.00
7/3/69	LB Jim Purnell, CB Rudy Redmond	Atlanta	TE Ray Ogden
5/17/69	S Richie Petitbon	L.A. Rams	CB Lee Calland, 1970 (4th) [#100, LB Ross Brupbacher], 1971 (3rd via OAK) [#71, T Bob Newton]
9/6/67	1968 (3rd) [#71]	Dallas	TE Austin Denney, K Mac Percival
7/16/67	DE Doug Atkins, T Herman Lee	New Orleans	G Don Croftcheck
4/26/67	TE Mike Ditka	Philadelphia	QB Jack Concannon, 1968 (4th via L.A. Rams) [#106, G Alan Bush]
9/14/66	LB Larry Morris	Atlanta	1968 (3rd) [#57, DB Major Hazelton], 1967 (6th via PIT) [#142, QB Virgil Carter]
8/10/66	DT Earl Leggett	L.A. Rams	1967 (4th) [#95, DB Tom Greenlee], 1967 (8th) [#200, LB Jerry Griffin]
7/12/66	1967 (10th) [#247]	Washington	CB Johnny Sample
5/30/65	RB Rick Casares, TE Robert Jencks	Washington	C Fred Hageman, T Riley Mattson
5/22/65	1966 (5th) [#76]	Minnesota	G Palmer Pyle
6/25/64	1965 (2nd) [#17], 1965 (3rd) [#32], DB Lowell Caylor	Cleveland	WR Rich Kreitling
6/6/64	WR Angelo Coia, DT Fred Williams	Washington	1965 (1st) [#6, T Steve DeLong]
8/23/64	DB Frank Budka, C Joe Wendryhoski, G Roger Davis, 1965 (5th) [#60]	L.A. Rams	RB Jon Arnett
9/3/64	TE Chuck Logan	Pittsburgh	1966 (4th) [#51, T Randy Jackson]
9/11/64	T Steve Barnett	Washington	1966 (6th) [#85, T Dennis Brewster]
7/1/64	DB Tommy Neck	Washington	\$1.00
7/1/64	DE Maury Youmans	Dallas	WR Gary Barnes
12/2/63	1964 (2nd) [#28], 1964 (4th from PIT) [#51]	Pittsburgh	1965 (1st) [#3, LB Dick Butkus]
9/10/63	T Art Anderson	Pittsburgh	1964 (6th via CHI) [#84, E Jimmy Jones]
6/10/63	1964 (6th) [#84]	Pittsburgh	LB Tom Bettis
5/1/63	RB John Adams	L.A. Rams	1964 (2nd) [#21, E Billy Martin]
4/4/62	QB Ed Brown	Pittsburgh	1963 (1st) [#11, C Dave Behrman], 1964 (2nd) [#23, HB Pat Crain]
4/4/62	1963 (1st from PIT) [#11]	Pittsburgh	QB Rudy Bukich; 1963 (10th via CHI)
9/12/62	RB Bill Brown	Minnesota	1964 (4th) [#47, LB Mike Reilly]
7/22/62	WR Harlon Hill	Pittsburgh	1963 (4th) [#52, HB Charley Mitchell], 1964 (4th) [#51, traded to PIT]
7/1/62	C John Mellekas	San Francisco	1963 (4th) [#49, E Stan Sanders]
9/9/62	1963 (1st) [#10]	L.A. Rams	RB Joseph Marconi
7/1/62	1963 (4th) [#53]	Baltimore	DB Pete Manning
7/1/62	1963 (5th) [#66]	Dallas	RB Preston Powell (via clearing waivers)
4/3/62	1963 (10th) [#137]	Pittsburgh	P Bobby Joe Green
9/6/62	LB Ken Kirk	Pittsburgh	1963 (6th) [#80, T John Johnson]
7/1/62	T Clyde Brock	Dallas	\$3,500.00
6/14/61	LB Chuck Howley	Dallas	1963 (2nd) [#20, T Steve Barnett], 1963 (9th) [#118, T Monte Day]
1/28/61#	DB Erich Barnes, QB Zeke Bratkowski (the L.A. Rams then traded DB Erich Barnes and CB John Guzik to the New York Giants for CB Lindon Crow)	L.A. Rams	QB Bill Wade
7/14/60	QB Don Meredith	Dallas	1962 (3rd) [#32, E Jim Bates]
9/1/60	1962 (6th) [#77]	Philadelphia	DB Bobby Jackson
7/1/60	WR John Aveni	N.Y. Giants	DB Dave Whitsell, 1962 (8th) [#110, C Larry Onesti]
8/18/61	WR Bob Coronado	Pittsburgh	1962 (2nd) [#20, T Clyde Brock]
8/31/60	QB Rudy Bukich	Pittsburgh	1963 (1st) [#11, traded to PIT]
1/1/60	G Bill Roehnel	Washington	1962 (5th) [#57, E Mac Burton]

NOTES: Voided trades are not included.

() Indicates the round of a pick; {} Indicates pick # and the player selected at listed pick.

Three-team trade

HISTORY

ALL-TIME PRACTICE SQUAD

Adams, Kris (WR).....2011	Bowman, Zackary (CB).....2008	Deligianis, Harry (DL).....1998	Green, Gerri (DE).....2022
Adams, Rodney (WR).....2020	Bownes, Fabien (WR) 1995-96	Demaree, Chris (DE).....2002-03	Green, Jamaal (DE).....2005-06
Addison, Bralon (RB).....2016	Boyd, Dino (OL).....2019	Deng, Kuony (LB).....2022	Greene, Brandon (OL).....2017
Age, Louis (T).....1992	Bradford, Carl (LB).....2017	Denmark, Stephen (DB).....2019	Greer, Rashaun (WR).....2010
Aiken, Kamar (WR).....2012	Bragg, Craig (WR).....2005	Dennis, Derek (OL).....2012-13	Grice, Shane (G).....2001
Alford, Mario (WR).....2017	Brandon, Cory (T).....2012	Dew-Treadway, Micah (DL).....2022	Groy, Ryan (G).....2014
Allen, Armando (RB).....2011-12	Braunecker, Ben (TE) 2016-17	Diesch, Kellen (OL).....2022	Haggerty, Jonathan (WR) 2011
Allen, Chase (TE).....2022	Braverman, Daniel (WR) 2016	Dieugot, Joseph (OT).....2017	Hambright, Arlington (DL) 2021
Allen, Dejon (OL).....2018	Bray, Tyler (QB).....2018-20	Diggs, Carl (LB).....2004	Harrison, Hand (CB).....2022
Allen, James (RB).....1998	Brewer, Dewell (FB).....1993	Dinwiddie, Ryan (QB).....2004	Harrell, Reggie (WR).....2005
Allen, Jermaine (RB).....2007	Brock, Kevin (TE).....2009	Dorrestein, Perry (T).....2011	Harris, Davontae (CB).....2022
Allen, Tremayne (TE) 1997-98	Brooks, Macey (WR).....1998	Dorsey, Quinn (DB).....2004	Harris, Jonathan (DL).....2019
Alufohai, Auzoyah (DT).....2021	Broussard, John (WR).....2008	Draft, Chris (LB).....1998	Harris, Willie (WR).....1993
Amos, Willie (DB).....2005	Brown, Fadol (LB).....2019	Dragos, Scott (FB).....1999	Harrison, Todd (TE).....1992
Anderson, Abdullah (DL).....2018-19	Brown, James (G/T).....2012	Droege, Rob (T).....2005	Hartsell, Mark (DB).....2000
Anderson, Bryan (G) 2003-04	Brown, Jonathan (LB).....2014	Dulaney, Mike (FB).....1995	Hass, Mike (WR).....2006; 08
Anderson, Busta (TE).....2016	Bryan, Copeland (DE) 2006-07	Dunn, Brandon (DT).....2014-15	Hendrix, Dewayne (LB).....2019
Anderson, Dres (WR).....2016	Bugs, Marcus (LB).....2019	Edison, Cornelius (C).....2015-16	Henry, Ricky (G).....2011
Anderson, Joe (WR).....2012	Bunting, Ian (WR).....2019	Edwards, Brian (RB).....2000	Herd, Greg (WR).....2014
Anderson, Jonathan (LB).....2015-17	Burger, Todd (G).....1993	Eiselsen, Dieter (OL).....2020-22	Hicks, Dwone (RB).....2003
Anelli, Mark (TE).....2003	Burgess, Rudy (WR).....2008	Elliott, Jamin (WR).....2002	Hicks, Michael (RB).....1996-97
Angulo, Richard (TE).....2006	Cain, Jeremy (LB).....2004-05	Epps, Dedrick (TE).....2012	Hill, Bronson (RB).....2015
Annen, Blake (TE).....2014	Calitro, Austin (LB).....2021	Evans, Darrynton (RB).....2022	Hill, Eric (WR).....2005
Anthony, Andre (DE).....2022	Callahan, Bryce (CB).....2015	Everett, Tyler (S).....2006	Hillenmeyer, Hunter (LB) 2003
Ashman, Duane (DE).....1998	Campbell, Darrell (DT).....2005	Fales, David (QB).....2014-15	Hollowell, T.J. (LB).....2005
Asiata, Johan (G).....2009-10	Canaday, Kameron (LS).....2022	Fassitt, Greg (CB).....2007	Holmes, Jaret (K).....1999
Averill, Travis (OL).....2017	Carter, Alex (CB).....2017	Finn, Jim (FB).....1999	Holmes, Jalyn (DE).....2022
Ayers, Demarcus (WR).....2017	Carter, Daryl (LB).....1997	Fletcher, Bryan (TE).....2002	Horn, Levi (T).....2010-11
Babers, Rod (CB).....2005	Catthouse, Sean (DB).....2013	Folsom, J.D. (LB).....2010	Horsted, Jesper (TE).....2019-20
Backes, Tom (DT).....1991	Cerqua, Marq (LB).....2002	Fontenot, Chris (TE).....2000	Houston-Carson, DeAndre (S).....2017
Badgley, Michael (K).....2022	Chambers, Marlon (TE/DE) 1999	Forbes, Marlon (CB).....1995-96	Houston, Harrison (WR).....1995
Baldwin, Ervin (DE).....2008-10	Christian, Bob (FB).....1992	Foreman, Tyree (FB).....2002	Howard, Bobbie (LB).....2000
Ball, David (WR).....2007	Christian, Marqui (DB).....2020	Fountain, Daurice (WR).....2022	Hoyte, Brandon (LB).....2006
Ballard, Derrick (LB).....2004	Clermond, Joe (DE).....2008-09	Franklin, Jerry (LB).....2013	Hughes, Robert (RB).....2011
Balogh, Cody (T).....2008	Cobb, David (RB).....2016	Franklin III, John (DB).....2018	Hunt, Margus (DL).....2021
Barkley, Matt (QB).....2016	Cobb, Trevor (FB).....1994	Frey, Isaiah (CB).....2012; 14	Hurst, Demontre (CB).....2013, 2016
Barnes, Freddie (WR).....2010	Cohen, Dustin (LB).....2000	Frome, Chris (DE).....2007	Hyche, Steve (LB).....1989
Baron, James (DL).....1998	Colbert, Adrian (S).....2022	Fryzel, Jimmy (WR).....2003	Idonije, Israel (DT).....2003
Barrow, Lamin (LB).....2015	Coleman, Davon (DL).....2015	Gaines, Rogers (T).....2013	Iglesias, Juaquin (WR).....2010
Bars, Alex (OL).....2019	Coleman, Mill (WR).....1995-96	Gaines, Teddy (CB).....2002	Ilnat, Eric (TE).....1991
Basanez, Brett (QB).....2009	Coleman, Quincy (CB).....1998	Garay, Antonio (DT).....2005; 07	Ireland, Darwin (LB).....1995
Bass, David (DE).....2014	Coleman, Travis (CB).....2002	Gary, Shamel (S).....2014	Irvin, Bruce (LB).....2021
Bassby, DeVante (CB) 2015-16	Coley, James (TE).....1989	Gates, DeMarquis (LB).....2022	Irving, Isaiah (LB).....2017
Beavers, Willie (OL).....2018	Coley, Trevon (DT).....2022	Gattis, Josh (S).....2007	Ives, Thomas (WR).....2019-20
Beck, Tom (QB).....1998	Collier, Ervin (DT).....1994-95	Gentry, Tanner (WR).....2017-18	Ivlow, John (FB).....1993
Becton, Nick (T).....2015	Collins, Jed (FB).....2008	Gerard, K.J. (DB).....2010	Jefferson, Jason (DT).....2005
Bell, Kahlil (RB).....2009	Cooper, D.J. (DE).....2000	Gibbons, Ryan (OL).....2007	Jenkins, Kerry (T).....1997
Bell, Shonn (TE).....2000	Coulter, Isaiah (WR).....2021-22	Gibson, Laurence (T).....2016	Jennings, Jarvis (WR).....2016
Bellamy, Joshua (WR).....2014	Cousin, Terry (CB).....1997	Gibson, Thaddeas (DE).....2011	Jensen, Marcel (TE).....2016
Belton, Keith (RB).....2005	Coward, Rashaad (DT).....2017	Gilmore, John (TE).....2002	Johnson, Ben (G).....2004
Berlo, Brian (FB).....1989	Crawford, Xavier (DB) 2019-20	Glenn, Jacoby (CB).....2015-16	Johnson, Brian (K).....2021
Bennett, Brandon (RB) 1995-96	Cunningham, B.J. (WR).....2014	Gonzalez, Dan (QB).....1999	Johnson, Chris (LB).....2010
Blanchard, Matt (QB) 2012; 15	Daka, John (LB).....2021	Goolsby, Brian (FB).....1999	Johnson, Eric (DB).....2001-02
Boffelli, Conor (G).....2014	Davis, Jason (FB).....2008	Gowins, Brian (K).....1999	Johnson, Jerrod (QB).....2013
Boggs, Taylor (C).....2016	Davis, Josh (T).....2011	Graham Jr., Thomas (CB).....2021-22	Johnson, Kiah (LB).....2002
Bond, Devante (LB).....2020	Davis, Reggie (WR).....2019	Grant, Doran (CB).....2017	Johnson, Tim (LB).....2001
Borders, Breon (CB).....2022	Dawson, Curry (DT).....2002	Grayson, Cyril (WR).....2018	Johnson-Webb, Jamaal (T) 2013

ALL-TIME PRACTICE SQUAD (cont'd)

Jones, Barrett (C).....2015	McBride, Tre (WR).....2017	Ray, Rodney (DB).....1996	Thompson, Jason (DB)....2017
Jones, Carlos (CB).....1999	McCardell, Keenan (WR) 1993	Raymond, Dax (TE).....2019	Timu, John (LB).....2015-17
Jones, Danté (LB).....1990	McClain, Antoine (G).....2014	Redmond, Adam (OL).....2021	Toliver, Terrence (WR)....2013
Jones, Howard (LB).....2017	McGee, Richmond (P).....2010	Reed, Tyler (G).....2006-08	Trahan, Patrick (LB) ... 2011-12
Jones, Jermaine (CB).....1999	McKay, Mekale (WR).....2017	Reese, Marcus (LB).....2003	Tugbenyoh, Mawuko (LB)2000
Jones, Mike (G).....2007	McKie, Jason (FB).....2003	Reyes, Sammis (TE).....2022	Tupou, Christian (DT).....2013
Jones, Tyler (K).....2005	McMillon, Todd (CB).....2000-01	Reynolds, Rashaad (DB) 2016	Turenne, Woody (C).....2009
Joppru, Bennie (TE).....2006	McNichols, Jeremy (RB) ..2019	Richardson, Cyril (OL)....2016	Turner, Barry (DE).....2010
Joseph, Dwayne (CB).....1994	Merrill, Jamil (DE).....2014	Rideau, Brandon (WR)....2006; 08	Umodu, Emughedi 'Ify' (WR)2015
Joseph, Michael (DB)2018-19; 21	Merritt, Ahmad (WR) 2000-01	Riley, Chris (G).....2012	Unga, Harvey (RB).....2012-13
Jurovich, Kevin (WR).....2011	Miller, Chris (WR).....1997	Riley, Marcus (LB).....2008	Uzdavinis, Arturo (OL)....2016
Justin, Paul (QB).....1991	Miller, David (G).....2004	Roberson Jr., Reggie (WR)2022	Vaughters, James (LB) ... 2019
Kamara, Sam (LB) ... 2021-22	Miller, Gabe (TE).....2012	Robertson, Tracy (DE) ... 2013	Venable, Winston (S).....2011
Kashama, Alain (DE).....2004	Miller, Jordan (DT).....2011	Rogers, Darreus (WR)....2017	Virgin, Dee (DB).....2021
Kelly, Colin (T).....2016	Mines, Jonathan (DB).....2018	Ross, Drayton (TE).....2011	Waddle, Tom (WR).....1989
Kelly, Kareem (WR).....2004	Mines, Fontel (TE).....2007-08	Ross, Rashad (WR).....2014	Wagner, Barry (WR).....1992
Keys, BoPete (DB).....2021	Mitchell, Qasim (T).....2003	Rounds, Joshua (RB).....2017	Walters, Anthony (S).....2011
King, Jerome (DE).....2000	Mitchell, Terrance (CB) ... 2014	Russell, Fred (RB).....2004	Ware, Spencer (RB).....2020
Kmet, Frank (DL/OL).....1993	Moore, Josh (CB).....2011	Samuels, Stanford (CB).....2021	Warner, Josh (C/G).....2002
Komar, Max (WR).....2011	Moss, Dale (WR).....2012	Sanford, Sulecio (WR)....1999	Warner, Ron (DE).....1999
Laptad, Jake (DE).....2011	Mostert, Raheem (RB) ... 2016	Saunders, Jalen (WR)....2015	Washburn, Cliff (DE).....2003
LaRocque, Joey (LB).....2008	Moturi, Jeff (WR).....2010	Schumacher, Jerry (LB) 2004	Washington, Damon (FB) 1999
Lasike, Paul (RB/FB) ... 2015-16	Mustipher, Sam (OL).....2019	Schwartz, Jim (LB)....1992-93	Weaver, Jason (T).....2014; 16
Lattimore, DeDe (LB).....2014	Nall, Ryan (RB).....2018-19	Seymour, Ryan (C/G).....2015	Webster, Nsimba (WR) 2021-22
Lawrence, Rashad (WR) .. 2014	Newkirk, Robert (DT)....2000	Sharp, Brandon (S).....2007	Wesley, Alex (WR).....2019
Lawrence, Simoni (LB)....2010	Newsome, Dazz (WR)....2021	Sheldon, Dan (WR).....2006	Wetnight, Ryan (TE).....1993
Leatherwood, Frank (TE)2000	Niese, Michael (OL).....2022	Shepherd, Edell (WR)....2002	Whelihan, Tom (K/P).....1990
Lee, Cameron (OL).....2017	Norman, Todd (OL).....1994	Shepherd, Gannon (T)....2000	Whiteside, Aston (DE) 2012-13
Lee, Mark (DT).....1997	North, Ramondo (WR) ... 2001	Shirley, Josh (LB).....2016	Whyte, Kerrith (RB).....2019
Lemons, Devin (LB).....2001	Oakley, Anthony (OL) 2005; 07	Sinclair, Gannon (TE).....2015	Williams, Brad (G).....2000
Lethridge, Zebbie (CB)....1999	Okoye, Lawrence (OL).....2016	Slay, Dwayne (LB).....2006	Williams, Chris (WR).....2014
Levin, Corey (OL).....2019	Onobun, Fendi (TE).....2013	Sloter, Kyle (QB).....2020	Williams, Eddie (FB).....2010
LeVoi, Mark (T).....2006-07	Oshinwo, Babatunde (DT) ... 2007	Smith, Andre (TE).....2011	Williams, Harry, Jr. (WR) 2006
Lewis, Terrell (LB).....2022	O'Sullivan, J.T. (QB).....2005	Smith, D'Anthony (DL)....2015	Williams, Terry (DL).....2015
Lies, Michael (T).....2000	Ozougwu, Cheta (DE).....2013	Smith, DeAngelo (CB)....2009	Williams, Tyrone (DL)....1997
Lindstrom, Gabe (P).....2005	Palmer, Nathan (WR).....2015	Smith, Eric (WR).....1997	Willis, Ryan (QB).....2021
Lockette, Ricardo (WR) ... 2013	Pearson, Pepe (RB).....1998	Smith, Quintin (WR).....1990	Wilson, C.J. (CB).....2013
London, LaCale (DL) .. 2020-21	Pericak, Will (OL).....2017	Smith, Rashaad (LB).....2021	Wilson, Lawrence (LB)....2013
Long, Khari (DE).....2005	Pennel Jr., Mike (DL)....2022	Snowden, Charles (LB)....2021	Wilson, Rod (LB).....2006
Lott, James (CB).....1990-91	Perillo, Justin (TE).....2016	Snyder, Brent (QB).....1990	Wise, Ty (C).....2000
Louis-Jean, Al (CB).....2014	Perriman, Breshad (WR) 2021	Spencer, Willie (WR).....2001	Woodrum, Josh (QB).....2016
Lyons, Caushaud (DE).....2017	Perry, Senorise (RB).....2016	Spruce, Nelson (WR).....2017	Woods, Josh (LB).....2018
Mack, Ledarius (LB) .. 2020-21	Peterman, Eric (WR) 2009-11	Staten, Jimmy (DE).....2016	Worley, Justin (QB).....2015
Mackey, Chad (WR).....1999	Peterman, Nathan (QB) 2022	Stephens, Reggie (G) .. 2011-12	Wright, Eric (WR).....1991-92
Malast, Kevin (LB).....2009	Peters, Leonard (S).....2007	Stone, James (OL).....2018	Wrotto, Mansfield (G)....2011
Manning, Terrell (LB).....2014	Philon, Roy (DT).....2014	Streater, George (S).....1989	Young, Adam (TE).....2001
Marshall, Alfonso (CB).....2004	Pierce, Artavis (RB).....2020	Stroman Jr., Greg (CB)....2022	Zitelli, Emmett (C).....1997
Marshall, Anthony (S).....1994	Poehls, Will (OL).....2016	Sullen, Jordan (CB).....2014	
Marten, James (T).....2009-10	Polk, Octus (OL).....1995-96	Tabor, Teez (DB).....2020	
Martin, Chris (CB).....1996	Pope, P.J. (RB).....2006-07	Tafoya, Joe (DE).....2001	
Mason, Ben (FB).....2021	Powell, Ronald (LB)....2016	Ta'ufu'ou, Will (FB).....2009	
Mason, Danny (LB).....2015	Price, Terry (DT).....1990	Taylor, Aaron (G).....1998	
Mathews, Greg (WR).....2010	Primus, Greg (WR).....1994	Taylor, Brian (CB).....1989	
Mathews, Shane (QB)....1993	Purcell, Mike (DL).....2017	Té'o, Manti (LB).....2020	
Mathews, Roshawn (LB)2001	Radway, Raymond (WR)2012	Tialavea, D.J. (OL).....2017	
Matusz, Roman (T).....1990	Raiola, Donovan (C).....2009	Thompson, Chris (RB)....2021	
Maxwell, Jacob (TE).....2014	Randolph, Charles (TE) ... 1996	Thompson, Colin (TE).....2017	

PRACTICE SQUAD TO 53-MAN ROSTER

Adams, Rodney (WR)
 Addison, Bralon (RB)
 Age, Louis (T)
 Allen, Armando (RB)
 Allen, Chase (TE)
 Allen, James (RB)
 Allen, Tremayne (TE)
 Anderson, Abdullah (DL)
 Anderson, Bryan (G)
 Anderson, Joe (WR)
 Anderson, Jonathan (LB)
 Annen, Blake (TE)
 Asiasi, Johan (G)
 Badgley, Michael (K)
 Baldwin, Ervin (DE)
 Barkley, Matt (QB)
 Barrow, Lamin (LB)
 Bars, Alex (OL)
 Basanez, Brett (QB)
 Bass, David (DE)
 Bausby, DeVante (DB)
 Becton, Nick (T)
 Bell, Kahlil (RB)
 Bellamy, Josh (WR)
 Belton, Keith (RB)
 Boggs, Taylor (C)
 Bond, Devante (LB)
 Borders, Breon (CB)
 Bowman, Zackary (CB)
 Bownes, Fabien (WR)
 Brandon, Cory (T)
 Braunecker, Ben (TE)
 Bray, Tyler (QB)
 Brooks, Macey (WR)
 Brown, James (T/G)
 Burger, Todd (G)
 Cain, Jeremy (LB)
 Callahan, Bryce (CB)
 Carter, Daryl (LB)
 Cattouse, Sean (S)
 Cerqua, Marq (LB)
 Cobb, Trevor (FB)
 Colbert, Adrian (S)
 Coleman, Quincy (CB)
 Coleman, Travis (CB)
 Coley, James (TE)
 Collier, Ervin (DT)
 Coulter, Isaiah (WR)
 Cousin, Terry (CB)
 Coward, Rashaad (DL)
 Davis, Jason (FB)
 Dorsey, Quinn (DE)
 Draft, Chris (LB)
 Dragos, Scott (FB)
 Dulaney, Mike (FB)
 Dunn, Brandon (DT)
 Edison, Cornelius (OL)
 Edwards, Brian (RB)
 Eiselen, Dieter (OL)
 Elliott, Jamin (WR)

Evans, Darrynton (RB)
 Everett, Tyler (S)
 Fales, David (QB)
 Franklin, Jerry (LB)
 Frey, Isaiah (CB)
 Forbes, Marlon (CB)
 Garay, Antonio (DT)
 Gates, DeMarquis (LB)
 Gattis, Josh (S)
 Gentry, Tanner (WR)
 Gibson, Thaddeus (DE)
 Gilmore, John (TE)
 Glenn, Jacoby (CB)
 Gowins, Brian (K)
 Graham Jr., Thomas (DB)
 Green, Gerri (DE)
 Groy, Ryan (G)
 Hambright, Arlington (OL)
 Hand, Harrison (CB)
 Harris, Jonathan (DE)
 Harris, Willie (WR)
 Hartsell, Mark (QB)
 Hass, Mike (WR)
 Henry, Ricky (G)
 Hicks, Michael (RB)
 Hillenmeyer, Hunter (LB)
 Holmes, Jalyn (DE)
 Holmes, Jaret (K)
 Horn, Levi (T)
 Horsted, Jesper (TE)
 Houston-Carson, DeAndre (DB)
 Howard, Bobbie (LB)
 Hunt, Margus (DL)
 Hurst, Demontre (DB)
 Hyche, Steve (LB)
 Idonije, Israel (DT)
 Ireland, Darwin (LB)
 Irvin, Bruce (LB)
 Irving, Isaiah (LB)
 Ivlow, John (FB)
 Jones, Danté (LB)
 Jones, Howard (LB)
 Jones, Jermaine (CB)
 Joseph, Dwayne (CB)
 Joseph, Michael (CB)
 Kamara, Sam (DT)
 Kashama, Alain (DE)
 Keyes, BoPete (DB)
 Komar, Max (WR)
 LaRocque, Joey (LB)
 Lasike, Paul (RB/FB)
 Lattimore, DeDe (LB)
 Lee, Cameron (OL)
 Lewis, Terrell (LB)
 London, LaCale (DL)
 Louis-Jean, AI (CB)
 Mack, Ledarius (LB)
 Manning, Terrell (LB)
 Marsh, Cassius (LB)

Marshall, Alfonso (CB)
 Marshall, Anthony (S)
 Marten, James (T)
 Martin, Chris (CB)
 Matthews, Shane (QB)
 McBride, Tre (WR)
 McKie, Jason (FB)
 McMillon, Todd (CB)
 Merritt, Ahmad (WR)
 Mines, Fontel (TE)
 Mitchell, Qasim (T)
 Mitchell, Terrance (CB)
 Mizzell, Taquan (RB)
 Mostert, Raheem (RB)
 Nall, Ryan (RB)
 Newkirk, Robert (DT)
 Newsome, Dazz (WR)
 Oakley, Anthony (OL)
 Oshinowo, Babatunde (DT)
 Ozougwu, Cheta (DE)
 Pennel Jr., Mike (DL)
 Peterman, Nathan (DB)
 Pierce, Artavis (RB)
 Polk, Octus (OL)
 Price, Terry (DT)
 Primus, Greg (WR)
 Pruitt, MyCole (TE)
 Reese, Marcus (LB)
 Rideau, Brandon (WR)
 Robertson, Tracy (DT)
 Ross, Rashad (WR)
 Sanford, Sulecio (WR)
 Schwartz, Jim (LB)
 Shirley, Josh (LB)
 Smith, Andre (TE)
 Smith, D'Anthony (DL)
 Smith, DeAngelo (CB)
 Smith, Eric (WR)
 Smith, Quintin (WR)
 Snowden, Charles (LB)
 Square, Damion (DE)
 Staten, Jimmy (DE)
 Streater, George (S)
 Stroman Jr., Greg (CB)
 Tabor, Teez (DB)
 Tafoya, Joe (DE)
 Taylor, Aaron (G)
 Taylor, Alex (OL)
 Taylor, Brian (RB)
 Te'o, Manti (LB)
 Thomas, A.J. (S)
 Thomas, Joe (LB)
 Thompson, Deonte (WR)
 Timu, John (LB)
 Tonges, Jake (TE)
 Trahan, Patrick (LB)
 Tupou, Christian (DT)
 Turenne, Woody (CB)

Turner, Barry (DE)
 Unga, Harvey (RB)
 Vaughters, James (LB)
 Venable, Winston (S)
 Waddle, Tom (WR)
 Wagner, Barry (WR)
 Walters, Anthony (S)
 Warner, Josh (C/G)
 Webster, Nsimba (WR)
 Wetnight, Ryan (TE)
 Williams, Chris (WR)
 Williams, Tyrone (DL)
 Willis, Ryan (QB)
 Wilson, Rod (LB)
 Wise, Ty (C)
 Woods, Josh (LB)
 Wright, Eric (WR)

ALL-TIME ASSISTANT COACHES

Name	Seasons	Years
Abramowicz, Danny	5	1992-96
Adams, Mike	1	2021
Allen, George	8	1958-65
Anderson, Heartley "Hunk"	8	1940-42; 46-50
Anderson, Roy	2	2017-18
Armstrong, Keith	4	1997-2000
Arthur, Jim	12	2005-15; 2022
Austin, Bill	1	1971
Azzanni, Zach	1	2017
Babich, Bob	9	2004-12
Bajakian, Mike	3	2004-06
Barone, Clancy	2	2020-21
Bates, Jeremy	1	2012
Bedford, Vance	6	1999-2004
Bischoff, Andy	2	2013-14
Blache, Greg	5	1999-2003
Bollman, Jim	2	1999-2000
Boras, Rob	6	2004-09
Borgonzi, Mike	1	2022
Borich, Mike	2	1999-2000
Bratkowski, Zeke	3	1972-74
Brauch, Phil	2	2012-13
Brodsky, Joe	1	1998
Brooks, Clarence	6	1993-98
Brooks, Larry	1	2003
Brumbaugh, Carl	3	1938; 40; 44
Bullough, Chuck	5	1999-2003
Burris, Henry	3	2019-21
Butkus, Luke	3	2007-09
Byrd, Gill	7	2006-12
Callahan, Ray	3	1975-77
Carmichael, Pete	3	2001-03
Carr, Jim	3	1969; 73-74
Castillo, Juan	2	2020-21
Cavanaugh, Matt	4	1997-98; 2013-14
Cherundolo, Chuck	6	1966-68; 72-74
Childress, Brad	1	2019
Clark, Mike	2	2013-14
Cody, Ed	6	1965-70
Coiner, Charlie	5	2001-05
Connor, George	2	1956-57
Crowton, Gary	2	1999-2000
Curtis, Andre	1	2022
Day, Shane	2	2010-11
DeBord, Mike	3	2010-12
DeCamillis, Joe	2	2013-14
DeCorrevont, Billy	1	1949
DeFilippo, John	2	2020-21
DeLeone, Mark	2	2019-20
Dent, Richard	1	2003
Desai, Sean	9	2013-21
Dimancheff, Babe	3	1966-68
Donatell, Ed	4	2015-18
Dooley, Jim	14	1963-67; 81-89
Dovell, Whitey	3	1972-74
Drake, Darryl	9	2004-12
Dray, Jim	1	2022
Drayton, Stan	2	2015-16
Driscoll, Paddy	20	1941-55; 58-62

Name	Seasons	Years
Dunbar, Karl	1	2004
Dunn, John	1	2017
Ecklund, Brad	3	1975-77
Fangio, Vic	4	2015-18
Fears, Ivan	6	1993-98
Fewell, Perry	1	2005
Fichtner, Ross	3	1975-77
Flaherty, Pat	3	2001-03
Fortunato, Joe	2	1967-68
Furrey, Mike	4	2018-21
Frei, Jerry	3	1978-80
Garnes, Sam	2	2015-16
Gase, Adam	1	2015
George, Bill	1	1972
George, Jason	3	2015-17
George, Ryan	2	2007-08
Gerhart, Doug	1	1979
Getsy, Luke	1	2022
Gibron, Abe	7	1965-71
Gilbride, Kevin	2	2018-19
Gillman, Sid	1	1977
Ginn, Brian	4	2018-21
Goldston, Ralph	1	1974
Goodwin, Harold	3	2004-06
Grange, Red	8	1933-40
Gray, Torrian	2	2004-05
Groh, Mike	3	2013-15
Haley, Brick	2	2007-08
Haley, Todd	3	2001-03
Hamilton, Pep	3	2007-09
Handler, Phil	17	1952-68
Hardegree, Bo	1	2015
Harris, Chris	2	2013-14
Haupt, Dale	8	1978-85
Hayes-Stoker, Andrew	3	2010-12
Heifrich, Mark	2	2018-19
Herman, Tom	1	2021
Herring, Reggie	1	2014
Hibbert, Anthony	1	2021
Hiestand, Harry	7	2005-09; 2018-19
Hightower, Richard	2	2016; 2022
Hilton, John	3	1975-77
Hinds, Justin	1	2022
Hoener, Pete	1	2004
Hoke, Jon	6	2009-14
Holt, Tim	1	2012
Hughes, Ed	7	1982-88
Hurttt, Clint	3	2014-16
Jackson, Chris	3	2019-21
Jagade, Chick	1	1956
Janocko, Andrew	1	2022
Johnson, Curtis	1	2016
Johnson, Don	2	2005-06
Johnsos, Luke	30	1935-39; 41-42; 46-68
Jones, Rusty	8	2005-12
Kavanaugh, Ken	1	1951
Kazor, Steve	11	1982-92
King, Austin	1	2022
Koch, Kevin	1	2022

ALL-TIME ASSISTANT COACHES

Name	Seasons	Years
Kramer, Casey	4	2018-21
Kromer, Aaron	2	2013-14
Kuhlmann, Hank	5	1978-82
Landry, Greg	7	1986-92
Landry, Noble	1	2022
LaRue, Jim	12	1978-89
Lazor, Bill	2	2020-21
Lee, Lloyd	5	2004-08
Levra, John	7	1986-92
Lindsey, Dale	3	1999-2001
Loggains, Dowell	3	2015-17
London, Charles	6	2007-09, 2018-20
Lord, Bob	1	1974
Loscalzo, Jason	4	2018-21
Luckman, Sid	16	1954, 56-70
Magazu, Dave	2	2015-16
Mainord, Carlos	6	1993-98
Mangiero, Jimmy	1	2022
Marchibroda, Ted	1	1981
Marinelli, Rod	4	2009-12
Martz, Mike	2	2010-11
Mather, Chuck	8	1958-65
McDaniels, Ben	2	2016-17
McGinnis, David	10	1986-95
McGovern, Bill	1	2021
Meyer, Ken	3	1978-80
Meyer, Pat	2	2013-14
Modkins, Curtis	1	2017
Moeller, Gary	2	2002-03
Monachino, Ted	2	2019-20
Morgan, Chris	1	2022
Mosley, Earle	5	1999-2003
Moss, Perry	4	1970-73
Ngo, Pierre	4	2015, 2018-20
Nickerson, Hardy	1	2007
Norris, Rex	4	1999-2002
Nugent, Brandon	2	2013-14
O'Connor, Fred	3	1975-77
O'Dea, Kevin	4	2006-07; 11-12
Olson, Greg	1	2003
Olivo, Brock	2	2018-19
Overstreet, David	1	2022
Pagano, Chuck	2	2019-20
Pasqualoni, Paul	1	2014
Peete, Skip	2	2013-14
Peete, Willie	3	1995-97
Pendry, Joe	2	1993-94
Perry, Rick	3	2015-17
Pettine, Mike	1	2021
Phair, Mike	3	2011-13
Pires, Glenn	4	2015-18
Pitre, Michael	1	2021
Plumb, Ted	8	1980-85; 96-97
Polk, Carlos	1	2022
Ragone, Dave	5	2016-20
Raiola, Donovan	4	2018-21
Rapp, Vic	4	1989-92
Ringo, Jim	3	1969-71
Rivera, Ron	3	2004-06

Name	Seasons	Years
Rodgers, Jay	6	2015-20
Rodgers, Jeff	3	2015-17
Roland, Johnny	11	1982-92
Ronzani, Gene	3	1947-49
Rossley, Tom	1	1998
Rowe, James	1	2022
Rumph, Chris	1	2021
Ryan, Buddy	8	1978-85
Schiano, Greg	3	1996-98
Scovill, Doug	1	1978
Shaughnessy, Clark	12	1951-62
Shaw, Bob	3	1969-71
Shea, Terry	1	2004
Shinnick, Don	2	1970-71
Shoop, John	5	1999-2003
Shuey, Bill	4	2018-21
Shula, Mike	3	1993-95
Sinclair, Michael	1	2013
Slowik, Bob	6	1993-98
Smith, Frank	3	2015-17
Smith, Mikal	3	2010-12
Smith, Travis	1	2022
Snyder, Mike	4	2018-21
Spencer, Tim	9	2004-12
Staley, Brandon	2	2017-18
Stanfel, Dick	12	1981-92
Stoltz, Jerry	4	1973-76
Stukes, Dwayne	2	2013-14
Stydahar, Joe	2	1963-64
Sweatman, Mike	3	2001-03
Swinton, Derius	2	2015, 17
Tabor, Chris	7	2008-10, 2018-21
Tibesar, Tim	1	2013
Tice, Mike	3	2010-12
Tobin, Vince	7	1986-92
Tolbert, Tyke	1	2022
Toub, Dave	9	2004-12
Toub, Shane	3	2019-21
Townsend, Deshea	3	2019-21
Tucker, Mel	2	2013-14
Turner, Clyde "Bulldog"	5	1952-56
Turner, Ron	9	1993-96; 2005-09
Walch, Carson	2	2013-14
Walker, David	1	2022
Walquist, Laurie	2	1933-34
Washburn, Jeremiah	1	2017
Washington, Eric	3	2008-10
Wilkerson, Ben	3	2015-17
Wilks, Steven	3	2006-08
Williams, Alan	1	2022
Williams, Ronell	4	2019-22
Wilson, George	2	1947-48
Wilson, Wade	3	2004-06
Wise, Tony	6	1993-98
Wylie, Bob	5	1999-2003
Yaralian, Zaven	3	1990-92
Young, Omar	1	2022
Zetts, Tim	1	2022

1921 – 1-0 Chi Opp

0 2 Waukegan Legion	W	35	0
---------------------	---	----	---

1923 – 0-0-1 Chi Opp

D 16 Milwaukee Badgers	T	0	0
------------------------	---	---	---

1924 – 2-1 Chi Opp

D 7 Cleveland Bulldogs	W	23	0
------------------------	---	----	---

D 13 Frankford Yellow Jackets	W	13	10
-------------------------------	---	----	----

D 14 Rock Island Independents	L	6	7
-------------------------------	---	---	---

1927 – 1-0 Chi Opp

S 18 LaGrange All-Suburbans	W	28	0
-----------------------------	---	----	---

1928 – 1-0 Chi Opp

0 7 Minneapolis Marines	W	12	6
-------------------------	---	----	---

1929 – 1-1 Chi Opp

N 23 Memphis Tigers	W	39	19
---------------------	---	----	----

D 22 Memphis Tigers	L	6	16
---------------------	---	---	----

1930 – 1-1 Chi Opp

0 2 Milwaukee Nighthawks	W	26	0
--------------------------	---	----	---

N 23 Ironton (OH) Tanks	L	13	26
-------------------------	---	----	----

D 15 Chicago Cardinals	W	9	7
------------------------	---	---	---

1931 – 1-0 Chi Opp

0 4 Cicero Boosters	W	43	0
---------------------	---	----	---

1932 – 3-0-1 Chi Opp

S 18 Cleveland Panthers	W	26	0
-------------------------	---	----	---

N 16 St. Louis Gunners	W	35	0
------------------------	---	----	---

D 25 Portsmouth Spartans	T	6	6
--------------------------	---	---	---

D 26 Boston Braves	W	21	0
--------------------	---	----	---

1933 – 2-0 Chi Opp

S 10 Cicero Boosters	W	60	0
----------------------	---	----	---

S 16 Notre Dame All-Stars	W	14	0
---------------------------	---	----	---

1934 – 3-0-1 Chi Opp

A 30 College All-Stars	T	0	0
------------------------	---	---	---

S 6 Indiana Harbor Gophers	W	19	6
----------------------------	---	----	---

S 9 Chicago Tigers	W	41	0
--------------------	---	----	---

S 12 LaCrosse Old Style Lagers	W	25	0
--------------------------------	---	----	---

0 17 Green Bay Packers	W	10	6
------------------------	---	----	---

N 7 Minnesota Stars	W	14	3
---------------------	---	----	---

D 15 Philadelphia Eagles	W	28	14
--------------------------	---	----	----

D 22 Brooklyn Dodgers	W	20	6
-----------------------	---	----	---

D 23 Memphis Tigers	W	30	13
---------------------	---	----	----

J 13 Chicago Cardinals	L	9	13
------------------------	---	---	----

J 20 Pacific Coast Stars	W	26	7
--------------------------	---	----	---

J 27 New York Giants	W	21	0
----------------------	---	----	---

Italics indicates mid- or post-season exhibition games.

1935 – 5-0 Chi Opp

A 30 College All-Stars	W	5	0
------------------------	---	---	---

S 8 Badger All-Stars	W	58	0
----------------------	---	----	---

S 11 Calumet All-Stars	W	40	0
------------------------	---	----	---

S 15 American Legion All-Stars	W	41	0
--------------------------------	---	----	---

1936 – 3-1 Chi Opp

S 7 Texas All-Stars	L	6	7
---------------------	---	---	---

S 8 Oklahoma All-Stars	W	14	6
------------------------	---	----	---

S 22 Rock Island Independents	W	34	6
-------------------------------	---	----	---

0 14 Calumet All-Stars	W	20	0
------------------------	---	----	---

1937 – 3-1 Chi Opp

S 6 Texas All-Stars	L	0	6
---------------------	---	---	---

S 7 Oklahoma All-Stars	W	25	0
------------------------	---	----	---

S 10 Calumet Indians	W	34	0
----------------------	---	----	---

S 12 Des Moines Comets	W	39	0
------------------------	---	----	---

1938 – 5-1 Chi Opp

S 1 Eastern All-Stars	W	26	14
-----------------------	---	----	----

S 5 Southern All-Stars	W	32	18
------------------------	---	----	----

S 23 Negro All-Stars	W	51	0
----------------------	---	----	---

S 25 Cincinnati Bengals	L	13	17
-------------------------	---	----	----

S 27 Los Angeles Bulldogs	W	14	12
---------------------------	---	----	----

0 18 East Chicago Indians	W	23	6
---------------------------	---	----	---

1939 – 3-0 Chi Opp

S 5 East Chicago Indians	W	13	0
--------------------------	---	----	---

S 9 Glen Ellyn All-Stars	W	55	6
--------------------------	---	----	---

S 27 Cincinnati Bengals	W	26	6
-------------------------	---	----	---

1940 – 6-1 Chi Opp

A 24 Calumet Indians	W	48	6
----------------------	---	----	---

A 30 Pittsburgh Steelers	L	9	10
--------------------------	---	---	----

S 5 Philadelphia Eagles	W	27	21
-------------------------	---	----	----

S 8 Newark Bears	W	35	7
------------------	---	----	---

S 12 Calumet Indians	W	52	0
----------------------	---	----	---

S 15 St. Louis Gunners	W	59	0
------------------------	---	----	---

D 29 National League All-Stars	W	28	14
--------------------------------	---	----	----

1941 – 6-0 Chi Opp

A 19 Kenosha Cardinals	W	27	6
------------------------	---	----	---

A 28 College All-Stars	W	37	13
------------------------	---	----	----

S 9 Brooklyn Dodgers	W	14	9
----------------------	---	----	---

S 11 Eastern All-Stars	W	23	6
------------------------	---	----	---

S 14 Newark Bears	W	47	12
-------------------	---	----	----

J 4 National League All-Stars	W	35	24
-------------------------------	---	----	----

1942 – 5-0 Chi Opp

A 22 Camp Grant	W	32	6
-----------------	---	----	---

A 28 College All-Stars	W	21	0
------------------------	---	----	---

S 5 Pittsburgh Steelers	W	40	20
-------------------------	---	----	----

S 13 Washington Redskins	W	38	14
--------------------------	---	----	----

S 20 Army All-Stars	W	14	7
---------------------	---	----	---

1943 – 3-0 Chi Opp

S 5	New York Giants	W	42	28
S 12	Washington Redskins	W	21	14
S 16	Phil.-Pitt. Steagles	W	20	7

1944 – 3-1 Chi Opp

A 30	College All-Stars	W	24	21
S 10	Washington Redskins	L	7	21
S 17	New York Giants	W	20	10
O 1	Washington Redskins	W	28	0

1945 – 1-2 Chi Opp

S 11	Washington Redskins	L	7	14
S 19	Philadelphia Eagles	L	21	38
S 23	New York Giants	W	14	13

1946 – 5-0 Chi Opp

S 1	New York Giants	W	19	0
S 5	Boston Yanks	W	24	17
S 13	Philadelphia Eagles	W	24	12
S 17	Akron Bears	W	38	13
S 22	Washington Redskins	W	20	14

1947 – 3-1 Chi Opp

A 22	College All-Stars	L	0	16
S 7	Boston Yanks	W	37	20
S 13	Philadelphia Eagles	W	13	10
S 17	Washington Redskins	W	28	7

1948 – 4-1 Chi Opp

A 22	Pittsburgh Steelers	W	28	14
A 28	Philadelphia Eagles	W	24	23
S 5	Boston Yanks	W	42	7
S 9	Boston Yanks	W	24	14
S 14	New York Giants	L	7	17

1949 – 4-1 Chi Opp

A 20	Pittsburgh Steelers	W	34	0
A 28	New York Bulldogs	W	14	7
S 4	Washington Redskins	W	28	17
S 10	New York Giants	W	20	17
S 17	Philadelphia Eagles	L	7	14

1950 – 5-2 Chi Opp

A 12	New York Yanks	W	34	33
A 18	New York Giants	L	7	10
A 24	Baltimore Colts	W	21	17
A 26	Pittsburgh Steelers	W	30	14
S 1	Cleveland Browns	L	23	27
S 10	Philadelphia Eagles	W	10	3
O 22	Richmond Rebels	W	47	14

1951 – 3-4 Chi Opp

A 23	Los Angeles Rams	L	14	42
A 26	San Francisco 49ers	W	24	7
S 2	New York Giants	L	0	14
S 9	Cleveland Browns	L	21	32

S 15	Philadelphia Eagles	W	31	6
S 19	Washington Redskins	W	21	19
S 23	Pittsburgh Steelers	L	17	21

1952 – 4-1 Chi Opp

A 12	Pittsburgh Steelers	W	14	9
A 29	Cleveland Browns	L	7	14
S 6	Philadelphia Eagles	W	37	7
S 14	New York Giants	W	17	7
S 20	Pittsburgh Steelers	W	22	0

1953 – 2-4 Chi Opp

A 15	Pittsburgh Steelers	L	10	29
A 22	Philadelphia Eagles	L	10	24
A 29	Pittsburgh Steelers	W	31	28
S 3	New York Giants	L	7	14
S 11	Cleveland Browns	L	14	20
S 20	Chicago Cardinals	W	14	13

1954 – 3-3 Chi Opp

A 14	Pittsburgh Steelers	W	21	14
A 18	Chicago Cardinals	L	0	10
A 28	Philadelphia Eagles	L	21	24
S 4	Washington Redskins	W	28	24
S 12	New York Giants	W	28	24
S 18	Cleveland Browns	L	7	35

1955 – 3-2 Chi Opp

A 20	Chicago Cardinals	L	6	21
A 26	Philadelphia Eagles	L	20	27
S 3	Washington Redskins	W	45	10
S 10	New York Giants	W	7	0
S 15	Cleveland Browns	W	24	21

1956 – 5-1 Chi Opp

A 18	Chicago Cardinals	W	31	7
A 24	Philadelphia Eagles	W	28	21
S 1	Washington Redskins	W	17	3
S 8	Pittsburgh Steelers	W	21	10
S 15	New York Giants	W	20	10
S 21	Cleveland Browns	L	14	24

1957 – 4-1-1 Chi Opp

A 17	Pittsburgh Steelers	W	24	7
A 24	Baltimore Colts	T	24	24
A 30	New York Giants	L	17	24
S 8	Philadelphia Eagles	W	24	14
S 14	Pittsburgh Steelers	W	37	10
S 20	Cleveland Browns	W	29	3

1958 – 6-0 Chi Opp

A 17	Chicago Cardinals	W	24	7
A 24	Philadelphia Eagles	W	3	0
A 30	Pittsburgh Steelers	W	17	10
S 5	Detroit Lions	W	24	17
S 12	Cleveland Browns	W	42	31
S 21	Washington Redskins	W	27	24

1959 – 5-1		Chi Opp	
A 15	Green Bay Packers	W 19	16
A 22	Philadelphia Eagles	W 24	21
A 29	Pittsburgh Steelers	W 54	17
S 5	Washington Redskins	W 52	14
S 11	New York Giants	W 18	6
S 19	Cleveland Browns	L 31	33

1960 – 3-2		Chi Opp	
A 15	New York Giants	W 16	7
A 27	Green Bay Packers	L 7	35
S 3	Washington Redskins	W 17	0
S 10	Cleveland Browns	L 10	16
S 16	Pittsburgh Steelers	W 21	10

1961 – 4-2		Chi Opp	
A 5	Montreal Alouettes	W 34	16
A 12	Philadelphia Eagles	L 10	38
A 19	Washington Redskins	W 29	13
A 26	Green Bay Packers	L 14	24
S 2	Minnesota Vikings	W 30	7
S 8	Pittsburgh Steelers	W 24	21

1962 – 0-5		Chi Opp	
A 11	Pittsburgh Steelers	L 14	19
A 18	Philadelphia Eagles	L 14	28
A 25	Green Bay Packers	L 21	35
S 1	Washington Redskins	L 28	29
S 7	Cleveland Browns	L 24	28

1963 – 3-2		Chi Opp	
A 10	New York Giants	W 17	7
A 15	Washington Redskins	W 28	26
A 24	Green Bay Packers	L 7	26
A 31	St. Louis Cardinals	L 14	17
S 7	Baltimore Colts	W 14	7

1964 – 3-2		Chi Opp	
A 7	College All-Stars	W 28	17
A 14	Washington Redskins	W 14	13
A 22	Green Bay Packers	L 7	21
A 28	St. Louis Cardinals	L 3	7
S 7	Dallas Cowboys	W 21	6

1965 – 2-3		Chi Opp	
A 12	Washington Redskins	W 31	30
A 21	Green Bay Packers	L 14	31
A 28	Los Angeles Rams	W 28	14
S 3	St. Louis Cardinals	L 3	25
S 11	Dallas Cowboys	L 21	34

1966 – 3-1		Chi Opp	
A 6	Philadelphia Eagles	L 21	40
A 12	Green Bay Packers	W 13	10
A 20	Washington Redskins	W 21	10
S 2	St. Louis Cardinals	W 22	20

1967 – 2-3		Chi Opp	
A 9	Washington Redskins	L 14	37
A 18	Green Bay Packers	L 0	18
A 23	Kansas City Chiefs	L 24	66
S 1	St. Louis Cardinals	W 42	14
S 9	Philadelphia Eagles	W 14	0

1968 – 4-1		Chi Opp	
A 3	Dallas Cowboys	W 30	24
A 10	Baltimore Colts	L 0	10
A 19	Green Bay Packers	W 10	7
A 24	Washington Redskins	W 45	13
S 6	St. Louis Cardinals	W 19	17

1969 – 3-3		Chi Opp	
A 2	Washington Redskins	L 7	13
A 9	Miami Dolphins	W 16	10
A 16	Green Bay Packers	W 19	9
A 22	Houston Oilers	L 17	19
A 30	Buffalo Bills	W 23	16
S 12	St. Louis Cardinals	L 31	37

1970 – 1-4-1		Chi Opp	
A 8	Houston Oilers	W 23	13
A 15	Green Bay Packers	T 6	6
A 24	San Diego Chargers	L 9	14
A 29	St. Louis Cardinals	L 3	24
S 5	Denver Broncos	L 17	30
S 11	Minnesota Vikings	L 30	31

1971 – 3-3		Chi Opp	
A 7	Green Bay Packers	W 2	0
A 14	Baltimore Colts	L 13	21
A 21	Minnesota Vikings	L 14	34
A 28	Cleveland Browns	W 20	19
S 4	Houston Oilers	L 17	37
S 12	Denver Broncos	W 33	17

1972 – 1-4-1		Chi Opp	
A 5	Kansas City Chiefs	L 10	24
A 10	Houston Oilers	W 20	17
A 20	New England Patriots	L 17	27
A 27	Green Bay Packers	L 7	10
S 3	Buffalo Bills	T 24	24
S 9	St. Louis Cardinals	L 14	33

1973 – 3-1-2		Chi Opp	
A 4	Green Bay Packers	T 13	13
A 11	Houston Oilers	W 34	7
A 18	Miami Dolphins	T 9	9
A 26	Buffalo Bills	W 13	10
S 1	St. Louis Cardinals	W 31	20
S 9	Washington Redskins	L 3	7

1974 – 1-5		Chi Opp	
A 3	St. Louis Cardinals	L	7 10
A 12	Pittsburgh Steelers	L	21 50
A 17	Green Bay Packers	L	10 20
A 26	Baltimore Colts	W	20 16
A 31	Houston Oilers	L	20 37
S 9	Miami Dolphins	L	7 30

1975 – 2-4		Chi Opp	
A 9	San Diego Chargers (SD)	W	22 0
A 16	Green Bay Packers (ML)	L	9 13
A 23	St. Louis Cardinals (IL)	W	14 13
A 30	Denver Broncos (S)	L	0 13
S 6	Miami Dolphins (MI)	L	10 21
S 13	Houston Oilers (S)	L	13 24

1976 – 5-1		Chi Opp	
J 31	Denver Broncos (DN)	W	15 14
A 7	Seattle Seahawks (SP)	W	27 16
A 14	Baltimore Colts (S)	W	25 14
A 21	St. Louis Cardinals (S)	L	14 20
A 28	Tampa Bay Buccaneers (TB)	W	10 7
S 3	Washington Redskins (DC)	W	9 7

1977 – 3-4		Chi Opp	
J 30	New York Jets (CN)	W	20 6
A 6	New Orleans Saints (S)	L	14 20
A 13	Oakland Raiders (O)	W	20 13
A 20	Houston Oilers (H)	W	14 10
A 25	Cleveland Browns (CC)	L	7 14
S 2	St. Louis Cardinals (SC)	L	14 23
S 10	Cincinnati Bengals (S)	L	6 24

1978 – 0-4		Chi Opp	
A 5	Oakland Raiders (S)	L	13 14
A 12	St. Louis Cardinals (S)	L	14 26
A 19	Cincinnati Bengals (CI)	L	3 27
A 24	Seattle Seahawks (SE)	L	7 16

1979 – 3-1		Chi Opp	
A 4	New York Jets (S)	W	27 14
A 11	New Orleans Saints (NO)	W	13 6
A 18	Cincinnati Bengals (S)	W	17 13
A 25	St. Louis Cardinals (SL)	L	7 10

1980 – 1-3		Chi Opp	
A 10	New York Jets (NJ)	W	21 9
A 16	Cincinnati Bengals (CI)	L	3 21
A 23	Cleveland Browns (S)	L	31 33
A 30	St. Louis Cardinals (S)	L	13 21

1981 – 2-2		Chi Opp	
A 8	New York Giants (S)	L	7 23
A 15	Kansas City Chiefs (KC)	L	0 13
A 22	Cincinnati Bengals (S)	W	24 21
A 29	St. Louis Cardinals (SL)	W	31 27

1982 – 1-3		Chi Opp	
A 16	San Diego Chargers (SD)	L	27 28
A 21	Buffalo Bills (BF)	W	21 14
A 28	St. Louis Cardinals (S)	L	3 10
S 4	Baltimore Colts (S)	L	17 26

1983 – 3-1		Chi Opp	
A 6	Buffalo Bills (S)	W	27 17
A 13	St. Louis Cardinals (SL)	L	24 27
A 20	Los Angeles Raiders (LA)	W	27 21
A 27	Kansas City Chiefs (S)	W	20 17

1984 – 1-3		Chi Opp	
A 4	St. Louis Cardinals (S)	L	10 19
A 11	Green Bay Packers (ML)	L	10 17
A 18	Cincinnati Bengals (S)	L	17 25
A 26	Buffalo Bills (I)	W	38 7

1985 – 1-3		Chi Opp	
A 9	St. Louis Cardinals (SL)	L	3 10
A 17	Indianapolis Colts (S)	L	13 24
A 26	*Dallas Cowboys (DA)	L	13 15
A 31	Buffalo Bills (S)	W	45 14

1986 – 4-1		Chi Opp	
A 3	**Dallas Cowboys (LN)	W	17 6
A 9	Pittsburgh Steelers (TR)	W	33 13
A 16	Indianapolis Colts (S)	W	38 21
A 23	St. Louis Cardinals (S)	L	7 14
A 30	Buffalo Bills (ND)	W	31 17

1987 – 3-1		Chi Opp	
A 16	Miami Dolphins (JR)	W	10 3
A 22	Pittsburgh Steelers (S)	W	50 14
A 31	*St. Louis Cardinals (S)	L	16 20
S 5	Los Angeles Raiders (LA)	W	20 17

1988 – 1-3		Chi Opp	
A 6	Miami Dolphins (S)	W	20 17
A 14	**Minnesota Vikings (SW)	L	21 28
A 22	*Dallas Cowboys (DA)	L	9 17
A 26	Los Angeles Raiders (S)	L	22 37

1989 – 2-2		Chi Opp	
A 14	*Miami Dolphins (JR)	W	28 20
A 19	San Diego Chargers (S)	L	7 24
A 27	Kansas City Chiefs (S)	L	17 22
S 2	Los Angeles Raiders (LA)	W	41 38

1990 – 4-1		Chi Opp	
A 4	Cleveland Browns (CN)	W	13 0
A 11	Miami Dolphins (S)	W	10 6
A 18	Phoenix Cardinals (TM)	W	17 9
A 24	Los Angeles Raiders (S)	L	3 20
A 30	Buffalo Bills (SC)	W	35 7

1991 – 2-3		Chi Opp	
J 26	Miami Dolphins (JR)	W 6	0
A 3	**San Francisco 49ers (G)	L 7	21
A 11	Phoenix Cardinals (S)	L 10	12
A 17	Los Angeles Raiders (LA)	L 10	13
A 24	Buffalo Bills (S)	W 30	13

1992 – 1-3		Chi Opp	
A 10	*New Orleans Saints (S)	L 31	34
A 15	Phoenix Cardinals (TM)	L 17	20
A 23	Pittsburgh Steelers (S)	L 17	28
A 28	Dallas Cowboys (TX)	W 20	13

1993 – 1-3		Chi Opp	
A 8	Philadelphia Eagles (V)	L 9	13
A 14	Phoenix Cardinals (S)	L 10	11
A 23	*New Orleans Saints (NO)	L 14	20
A 27	Dallas Cowboys (S)	W 23	21

1994 – 4-0		Chi Opp	
A 5	Philadelphia Eagles (S)	W 12	6
A 13	Arizona Cardinals (TM)	W 16	0
A 22	*Kansas City Chiefs (KC)	W 21	18
A 27	New York Giants (S)	W 27	21

1995 – 1-3		Chi Opp	
A 4	Carolina Panthers (S)	W 18	15
A 14	*Cleveland Browns (CL)	L 13	55
A 20	Arizona Cardinals (S)	L 16	17
A 24	Indianapolis Colts (I)	L 7	29

1996 – 1-3		Chi Opp	
A 3	Carolina Panthers (C)	L 12	30
A 11	Miami Dolphins (S)	W 24	21
A 17	New Orleans Saints (NO)	L 21	31
A 22	# Kansas City Chiefs (S)	L 10	14

1997 – 2-3		Chi Opp	
J 27	**Pittsburgh Steelers (DB)	L 17	30
A 2	Buffalo Bills (BF)	W 20	17 ot
A 10	Miami Dolphins (PP)	L 14	21
A 17	Arizona Cardinals (S)	W 22	10
A 22	New Orleans Saints (S)	L 7	13

1998 – 0-4		Chi Opp	
A 8	Baltimore Ravens (BA)	L 14	19
A 14	Arizona Cardinals (TM)	L 24	27
A 21	Buffalo Bills (S)	L 9	17
A 28	New York Jets (S)	L 7	24

1999 – 2-2		Chi Opp	
A 7	Indianapolis Colts (S)	W 9	6
A 13	Pittsburgh Steelers (TR)	L 23	30
A 21	St. Louis Rams (S)	W 38	24
A 28	Cleveland Browns (CB)	L 24	35

2000 – 2-2		Chi Opp	
A 5	New York Giants (NJ)	W 20	8
A 12	Cleveland Browns (S)	W 19	6
A 19	Cincinnati Bengals (CI)	L 20	24
A 26	Tennessee Titans (S)	L 28	34

2001 – 1-3		Chi Opp	
A 4	Cincinnati Bengals (S)	W 16	13 ot
A 11	Tennessee Titans (AD)	L 24	27
A 18	Kansas City Chiefs (KC)	L 9	10
A 25	Arizona Cardinals (S)	L 20	24

2002 – 1-3		Chi Opp	
A 10	Denver Broncos (IL)	L 3	27
A 16	St. Louis Rams (AC)	W 19	17
A 23	Jacksonville Jaguars (IL)	L 16	24
A 29	Miami Dolphins (PP)	L 22	24

2003 – 1-3		Chi Opp	
A 9	Indianapolis Colts (IL)	W 20	18
A 16	Denver Broncos (IL)	L 10	15
A 23	Arizona Cardinals (TM)	L 17	27
A 29	New England Patriots (CG)	L 23	38

2004 – 2-2		Chi Opp	
A 12	St. Louis Rams (EJ)	W 13	10 ot
A 21	San Francisco 49ers (S)	W 20	13
A 27	New Orleans Saints (S)	L 13	17
S 3	Cleveland Browns (CB)	L 10	24

2005 – 3-2		Chi Opp	
A 8	Miami Dolphins (CN)	W 27	24
A 12	St. Louis Rams (EJ)	L 13	17
A 20	Indianapolis Colts (I)	W 24	17
A 26	Buffalo Bills (S)	W 16	12
S 1	Cleveland Browns (S)	L 6	16

2006 – 2-2		Chi Opp	
A 11	San Francisco 49ers (SF)	L 14	28
A 18	San Diego Chargers (S)	W 24	3
A 25	Arizona Cardinals (S)	L 16	23
A 31	Cleveland Browns (CB)	W 20	7

2007 – 3-1		Chi Opp	
A 11	Houston Texans (R)	W 20	19
A 20	Indianapolis Colts (I)	W 27	24
A 25	San Francisco 49ers (S)	W 31	28
A 30	Cleveland Browns (S)	L 9	19

2008 – 1-3		Chi Opp	
A 7	Kansas City Chiefs (S)	L 20	24
A 16	Seattle Seahawks (SS)	L 26	29
A 21	San Francisco 49ers (S)	L 30	37
A 28	Cleveland Browns (CB)	W 16	10

2009 – 3-1		Chi Opp	
A 15	Buffalo Bills (BF)	L 20	27

A 22	New York Giants	(S)	W	17	3
A 30	Denver Broncos	(IN)	W	27	17
S 3	Cleveland Browns	(S)	W	26	23

2010 – 0-4 Chi Opp

A 14	San Diego Chargers	(SD)	L	10	25
A 21	Oakland Raiders	(S)	L	17	32
A 28	Arizona Cardinals	(S)	L	9	14
S 2	Cleveland Browns	(CB)	L	10	13

2011 – 2-2 Chi Opp

A 13	Buffalo Bills	(S)	W	10	3
A 22	New York Giants	(NM)	L	13	41
A 27	Tennessee Titans	(CO)	L	13	14
S 1	Cleveland Browns	(S)	W	24	14

2012 – 3-1 Chi Opp

A 9	Denver Broncos	(S)	L	3	31
A 22	Washington Redskins	(S)	W	33	31
A 27	New York Giants	(NM)	W	20	17
S 1	Cleveland Browns	(CB)	W	28	20

2013 – 2-2 Chi Opp

A 9	Carolina Panthers	(C)	L	17	24
A 15	San Diego Chargers	(S)	W	33	28
A 23	Oakland Raiders	(O)	W	34	26
A 29	Cleveland Browns	(S)	L	16	18

2014 – 2-2 Chi Opp

A 8	Philadelphia Eagles	(S)	W	34	28
A 14	Jacksonville Jaguars	(S)	W	20	19
A 22	Seattle Seahawks	(SS)	L	6	34
A 28	Cleveland Browns	(CB)	L	13	33

2015 – 3-1 Chi Opp

A 13	Miami Dolphins	(S)	W	27	10
A 22	Indianapolis Colts	(LO)	W	23	11
A 29	Cincinnati Bengals	(PB)	L	10	21
S 3	Cleveland Browns	(S)	W	24	0

2016 – 1-3 Chi Opp

A 11	Denver Broncos	(S)	L	0	22
A 18	New England Patriots	(GI)	L	22	23
A 27	Kansas City Chiefs	(KC)	L	7	23
S 1	Cleveland Browns	(CB)	W	21	7

2017 – 2-2 Chi Opp

A 10	Denver Broncos	(S)	L	17	24
A 19	Arizona Cardinals	(PX)	W	24	23
A 27	Tennessee Titans	(CO)	W	19	7
A 31	Cleveland Browns	(S)	L	0	25

2018 – 2-3 Chi Opp

A 2	Baltimore Ravens	(CN)	L	16	17
-----	------------------	------	---	----	----

A 9	Cincinnati Bengals	(PB)	L	27	30
A 18	Denver Broncos	(DN)	W	24	23
A 25	Kansas City Chiefs	(S)	W	27	20
A 30	Buffalo Bills	(S)	L	27	28

2019 – 1-3 Chi Opp

A 8	Carolina Panthers	(S)	L	13	23
A 16	New York Giants	(NM)	L	13	32
A 24	Indianapolis Colts	(LO)	W	27	17
A 29	Tennessee Titans	(S)	L	15	19

2020 NA

Preseason Games Canceled Due to COVID-19

2021 – 1-3 Chi Opp

A 14	Miami Dolphins	(S)	W	20	13
A 21	Buffalo Bills	(S)	L	15	41
A 28	Tennessee Titans	(NIS)	W	27	24

2022 – 3-0 Chi Opp

A 13	Kansas City Chiefs	(S)	W	19	14
A 18	Seattle Seahawks	(SS)	L	27	11
A 27	Cleveland Browns	(CB)	W	21	20

All-time Preseason/Exhibition Record:
254-182-8 (.586)

* Indicates Monday Night Football
** American Bowl game (overseas)

Game terminated in 3rd quarter due to lightning.
† See page 416 for stadium codes.

Date	Game	Winner	Loser	Chi-Opp	Site
12-17-33	NFL Championship	BEARS	NY Giants	23-21	Wrigley Field
12-9-34	NFL Championship	NY Giants	BEARS	13-30	Polo Grounds
12-12-37	NFL Championship	Washington	BEARS	21-28	Wrigley Field
12-8-40	NFL Championship	BEARS	Washington	73- 0	Griffith Stadium
12-14-41	Conference Championship	BEARS	Green Bay	33-14	Wrigley Field
12-21-41	NFL Championship	BEARS	NY Giants	37- 9	Wrigley Field
12-13-42	NFL Championship	Washington	BEARS	6-14	Griffith Stadium
12-26-43	NFL Championship	BEARS	Washington	41-21	Wrigley Field
12-15-46	NFL Championship	BEARS	NY Giants	24-14	Polo Grounds
12-17-50	Conference Championship	LA Rams	BEARS	14-24	LA Coliseum
12-30-56	NFL Championship	NY Giants	BEARS	7-47	Yankee Stadium
12-29-63	NFL Championship	BEARS	NY Giants	14-10	Wrigley Field
12-26-77	NFC Divisional	Dallas	BEARS	7-37	Texas Stadium
12-23-79	NFC Wild Card	Philadelphia	BEARS	17-27	Veterans Stadium
12-30-84	NFC Divisional	BEARS	Washington	23-19	RFK Memorial
1-6-85	Conference Championship	San Francisco	BEARS	0-23	Candlestick Park
1-5-86	NFC Divisional	BEARS	NY Giants	21- 0	Soldier Field
1-12-86	Conference Championship	BEARS	LA Rams	24- 0	Soldier Field
1-26-86	Super Bowl XX	BEARS	New England	46-10	Louisiana Superdome
1-3-87	NFC Divisional	Washington	BEARS	13-27	Soldier Field
1-10-88	NFC Divisional	Washington	BEARS	17-21	Soldier Field
12-31-88	NFC Divisional	BEARS	Philadelphia	20-12	Soldier Field
1-8-89	Conference Championship	San Francisco	BEARS	3-28	Soldier Field
1-6-91	NFC Wild Card	BEARS	New Orleans	16- 6	Soldier Field
1-13-91	NFC Divisional	NY Giants	BEARS	3-31	Giants Stadium
12-29-91	NFC Wild Card	Dallas	BEARS	13-17	Soldier Field
1-1-95	NFC Wild Card	BEARS	Minnesota	35-18	HHH Metrodome
1-7-95	NFC Divisional	San Francisco	BEARS	15-44	Candlestick Park
1-19-02	NFC Divisional	Philadelphia	BEARS	19-33	Soldier Field
1-15-06	NFC Divisional	Carolina	BEARS	21-29	Soldier Field
1-14-07	NFC Divisional	BEARS	Seattle	27-24 (ot)	Soldier Field
1-21-07	Conference Championship	BEARS	New Orleans	39-14	Soldier Field
2-4-07	Super Bowl XLI	Indianapolis	BEARS	17-29	Dolphin Stadium
1-16-11	NFC Divisional	BEARS	Seattle	35-24	Soldier Field
1-23-11	Conference Championship	Green Bay	BEARS	14-21	Soldier Field
1-6-19	NFC Wild Card	Philadelphia	BEARS	15-16	Soldier Field
1-10-21	NFC Wild Card	New Orleans	BEARS	21-9	Mercedes-Benz Superdome

PLAYOFF APPEARANCES

The Bears are tied for ninth in the NFL in all-time playoff appearances with an overall playoff record of 17-20, including a 12-9 (.571) record at home, a 4-10 (.286) mark on the road and 1-1 in two Super Bowl appearances.

Team	Playoff App.	Team	Playoff App.	Team	Playoff App.
Green Bay	34	San Francisco	27	Cincinnati	14
Dallas	33	Washington	25	N.Y. Jets	14
N.Y. Giants	32	Tennessee	24	Atlanta	14
Pittsburgh	32	Miami	23	New Orleans	14
Minnesota	30	Kansas City	23	Baltimore	13
L.A. Rams	29	Denver	22	Tampa Bay	11
Cleveland	29	Las Vegas	22	Arizona	10
Indianapolis	29	Buffalo	20	Carolina	8
CHICAGO	27	L.A. Chargers	19	Jacksonville	7
New England	27	Seattle	19	Houston	6
Philadelphia	27	Detroit	17		

1963 NFL Championship

Chicago Bears 14, New York Giants 10

December 29, 1963

Wrigley Field

Attendance: 45,801

Weather: 11 degrees; wind W 11 mph

	1	2	3	4	Final
Chicago Bears	7	0	7	0	14
New York Giants	7	3	0	0	10

Team	Q	Play	NYG	CHI
NYG	1	Gifford 14-yard pass from Tittle (Chandler kick)	7	0
CHI	1	Wade 2-yard run (Jencks kick)	7	7
NYG	2	Chandler 13-yard field goal	10	7
CHI	3	Wade 1-yard run (Jencks kick)	10	14

TEAM STATISTICS	CHI	NYG
Total First Downs	14	17
By Rushing	6	8
By Passing	7	9
By Penalty	1	0
Third Down: Md/Att:	5/15	7/14
Third Down: Eff.	33%	50%
Total Net Yards	222	268
Total Offensive Plays	60	69
Average Per Play	3.7	3.9
Net Yards Rushing	93	128
Total Rushing Plays	31	38
Avg. Per Rush	3.0	3.4
Net Yards Passing	129	140
Sacked/Yards Lost	1/9	1/7
Gross Yards Passing	138	147
Att.-Comp.-Int.	28-10-0	30-11-5
Completion Pct.	35.7	36.7
Punts/Average	7/40.9	4/43.3
Penalties/Yards	5/35	3/25
Fumbles/Lost	2/2	2/1
Field Goals	28, 34	13, 37

FINAL INDIVIDUAL STATISTICS

Chicago Bears

RUSHING	NO	YDS	AVG	LG	TD
Bull	13	42	3.2	12	0
Wade	8	34	4.3	12	2
Galimore	7	12	1.7	7	0
Marconi	3	5	1.7	3	0

RECEIVING	NO	YDS	AVG	LG	TD
Marconi	3	64	21.3	34	0
Ditka	3	38	12.7	15	0
Morris	2	19	9.5	11	0
Coia	1	22	22.0	22	0
Bull	1	-5	-5.0	-5	0

INTERCEPTIONS	NO	YDS	AVG	LG	TD
L. Morris	1	61	61.0	61	0
O'Bradovich	1	10	10.0	10	0
McRae	1	0	0.0	0	0
Petitbon	1	0	0.0	0	0
Whitsell	1	0	0.0	0	0

PUNTING	NO	YDS	AVG	LG	IN20	TB
Green	7	286	40.9	48	3	0

PUNT RETURNS	NO	YDS	AVG	LG	TD
J. Morris	2	5	2.5	3	0
Taylor	1	0	0.0	0	0

KICKOFF RET.	NO	YDS	AVG	LG	TD
Martin	1	11	11.0	11	0
Bull	2	24	12.0	14	0

PASSING (CHI)	ATT	COMP	YDS	PCT	TD	INT	LG	SK/YDS
Wade	28	10	138	35.7	0	0	34	1/9

PASSING (NYG)	ATT	COMP	YDS	PCT	TD	INT	LG	SK/YDS
Tittle	29	11	147	37.9	1	5	36	1/7
Griffing	1	0	0	0.0	0	0	0	0/0

New York Giants

RUSHING	NO	YDS	AVG	LG	TD
Morrison	18	61	3.4	20	0
King	9	39	4.3	10	0
McElhenny	7	19	2.7	8	0
Webster	3	7	2.3	6	0
Tittle	1	2	2.0	2	0

RECEIVING	NO	YDS	AVG	LG	TD
Gifford	3	45	15.0	16	1
Morrison	3	18	6.0	11	0
Thomas	2	46	23.0	36	0
McElhenny	2	20	10.0	12	0
Webster	1	18	18.0	18	0

INTERCEPTIONS	NO	YDS	AVG	LG	TD
None					

PUNTING	NO	YDS	AVG	LG	IN20	TB
Chandler	4	173	43.3	52	2	0

PUNT RETURNS	NO	YDS	AVG	LG	TD
McElhenny	2	19	9.5	10	0
Dove	1	2	2.0	2	0

KICKOFF RET.	NO	YDS	AVG	LG	TD
Dove	2	50	25.0	26	0
McElhenny	1	47	47.0	47	0

Chicago Bears Starting Lineups

LE J. Farrington	LE E. O'Bradovich
LT H. Lee	LT S. Jones
LG T. Karras	RT F. Williams
C M. Pyle	RE D. Atkins
RG R. Davis	LLB J. Fortunato
RT B. Wetoska	MLB B. George
RE M. Ditka	RLB L. Morris
QB B. Wade	LHB B. McRae
FL J. Morris	RHB D. Whitsell
HB W. Galimore	LS R. Petitbon
FB J. Marconi	RS R. Taylor

New York Giants Starting Lineups

LE D. Shofner	LE J. Katcavage
LT R. Brown	LT D. Modzelewski
LG D. Dess	RT J. LoVetere
C G. Larson	RE A. Robustelli
RG B. Bolin	LLB J. Hillebrand
RT J. Stroud	MLB S. Huff
RE J. Walton	RLB T. Scott
QB Y.A. Tittle	LHB E. Barnes
FL F. Gifford	RHB D. Lynch
HB P. King	LS D. Pesonen
FB J. Morrison	RS J. Patton

1977 NFC Divisional

Dallas Cowboys 37, Chicago Bears 7

December 26, 1977

Texas Stadium

Attendance: 64,758

Weather: 46 degrees; wind S 12 mph

	1	2	3	4	Final
Chicago Bears	0	0	0	7	7
Dallas Cowboys	7	10	17	3	37

Team	Q	Play	CHI	DAL
DAL	1	Dennison 2-yard run (Herrera kick)	0	7
DAL	2	DuPree 28-yard pass from Staubach (Herrera kick)	0	14
DAL	2	Herrera 21-yard field goal	0	17
DAL	3	Dorsett 23-yard run (Herrera kick)	0	24
DAL	3	Herrera 31-yard field goal	0	27
DAL	3	Dorsett 7-yard run (Herrera kick)	0	34
DAL	4	Herrera 27-yard field goal	0	37
CHI	4	Schubert 34-yard pass from Avellini (Thomas kick)	7	37

FINAL INDIVIDUAL STATISTICS

Chicago Bears

RUSHING	NO	YDS	AVG	LG	TD
Payton	19	60	3.1	11	0
Harper	5	11	2.2	6	0
Earl	2	6	3.0	3	0
Avellini	1	4	4.0	4	0

RECEIVING	NO	YDS	AVG	LG	TD
Schubert	5	69	13.8	34t	1
Payton	3	33	11.0	20	0
Scott	3	29	9.7	15	0
Latta	2	25	12.5	16	0
Earl	1	15	15.0	15	0
Harper	1	6	6.0	6	0

INTERCEPTIONS	NO	YDS	AVG	LG	TD
Livers	1	8	8.0	8	0

PUNTING	NO	YDS	AVG	LG	IN20	TB
Parsons	6	255	42.5	52	0	1

PUNT RETURNS	NO	YDS	AVG	LG	TD
Schubert	1	7	7.0	7	0

KICKOFF RET.	NO	YDS	AVG	LG	TD
Walterscheid	4	98	24.5	40	0
Payton	3	57	19.0	27	0
Musso	1	7	7.0	7	0

PASSING (CHI)	ATT	COMP	YDS	PCT	TD	INT	LG	SK/YDS
Avellini	25	15	177	60.0	1	4	34t	3/34

PASSING (DAL)	ATT	COMP	YDS	PCT	TD	INT	LG	SK/YDS
Staubach	13	8	134	61.5	1	1	32	2/2
D. White	1	0	0	0.0	0	0	0	0/0

Dallas Cowboys

RUSHING	NO	YDS	AVG	LG	TD
Dorsett	17	85	5.0	23t	2
Newhouse	16	80	5.0	19	0
Dennison	8	40	5.0	11	1
Staubach	4	25	6.2	11	0
Brinson	3	3	1.0	3	0

RECEIVING	NO	YDS	AVG	LG	TD
D. Pearson	2	38	19.0	31	0
Dorsett	2	37	18.5	32	0
DuPree	1	28	28.0	28t	1
Newhouse	1	13	13.0	13	0
Richards	1	12	12.0	12	0
Brinson	1	6	6.0	6	0

INTERCEPTIONS	NO	YDS	AVG	LG	TD
Waters	3	53	17.7	25	0
Lewis	1	23	23.0	23	0

PUNTING	NO	YDS	AVG	LG	IN20	TB
D. White	3	111	37.0	41	1	0

PUNT RETURNS	NO	YDS	AVG	LG	TD
Johnson	3	26	8.7	13	0
Hill	1	12	12.0	12	0

KICKOFF RET.	NO	YDS	AVG	LG	TD
Brinson	1	28	28.0	28	0
Johnson	1	16	16.0	16	0

TEAM STATISTICS	CHI	DAL
Total First Downs	15	20
By Rushing	4	13
By Passing	9	7
By Penalty	2	0
Third Down: Md/Att.	2/10	3/9
Third Down: Eff.	20%	33%
Total Net Yards	224	365
Total Offensive Plays	55	64
Average Per Play	4.0	5.7
Net Yards Rushing	81	233
Total Rushing Plays	27	48
Avg. Per Rush	3.0	4.8
Net Yards Passing	143	132
Sacked/Yards Lost	3/34	2/2
Gross Yards Passing	177	134
Att.-Comp.-Int.	25-15-4	14-8-1
Completion Pct.	60.0	57.1
Punts/Average	6/42.5	3/37.0
Penalties/Yards	4/43	3/35
Fumbles/Lost	3/3	2/2
Field Goals	21	31

_ Denotes Converted Field Goal

Chicago Bears Starting Lineups

WR B. Rather	LE M. Hartenstine
LT T. Albrecht	LT J. Osborne
LG N. Jackson	RT R. Rydalch
C D. Peiffer	RE B. Newsome
RG R. Sorey	LLB D. Buffone
RT D. Lick	MLB T. Hicks
TE G. Latta	RLB W. Bryant
WR J. Scott	LCB A. Ellis
QB B. Avellini	RCB V. Livers
RB R. Harper	SS G. Fencik
RB W. Payton	FS D. Plank

Dallas Cowboys Starting Lineups

WR G. Richards	LT J. Pugh
LT R. Neely	RT R. White
LG H. Scott	RE H. Martin
C J. Fitzgerald	LLB T. Henderson
RG T. Rafferty	MLB B. Breunig
RT P. Donovan	RLB D.D. Lewis
TE B. DuPree	LCB B. Baines
WR D. Pearson	RCB A. Kyle
QB R. Staubach	SS C. Waters
RB T. Dorsett	FS C. Harris
RB R. Newhouse	

1979 NFC Wildcard

Philadelphia Eagles 27, Chicago Bears 17

December 23, 1979

Veterans Stadium

Attendance: 70,756

Weather: 45 degrees; wind W 7 mph

	1	2	3	4	Final
Chicago Bears	7	10	0	0	17
Philadelphia Eagles	7	3	7	10	27

Team	Q	Play	CHI	PHI
PHI	1	Carmichael 17-yard pass from Jaworski (Franklin kick)	0	7
CHI	1	Payton 2-yard run (Thomas kick)	7	7
PHI	2	Franklin 29-yard field goal	7	10
CHI	2	Payton 1-yard run (Thomas kick)	14	10
CHI	2	Thomas 30-yard field goal	17	10
PHI	3	Carmichael 29-yard pass from Jaworski (Franklin kick)	17	17
PHI	4	Campfield 63-yard pass from Jaworski (Franklin kick)	17	24
PHI	4	Franklin 34-yard field goal	17	27

FINAL INDIVIDUAL STATISTICS

Chicago Bears

RUSHING	NO	YDS	AVG	LG	TD
Payton	16	67	4.2	12	2
Williams	10	23	2.3	12	0
McClendon	2	6	3.0	3	0
Phipps	1	3	3.0	3	0

RECEIVING	NO	YDS	AVG	LG	TD
Payton	3	52	17.3	31	0
Watts	3	42	14.0	19	0
Baschnagel	3	38	12.7	15	0
Latta	2	6	3.0	4	0
Williams	2	4	2.0	4	0

INTERCEPTIONS	NO	YDS	AVG	LG	TD
Ellis	1	25	25.0	25	0

PUNTING	NO	YDS	AVG	LG	IN20	TB
Parsons	6	234	39.0	47	1	0

PUNT RETURNS	NO	YDS	AVG	LG	TD
Walterscheid	0	0	0.0	0	0

KICKOFF RET.	NO	YDS	AVG	LG	TD
Walterschied	3	66	22.0	24	0
Watts	2	31	15.5	22	0
Baschnagel	1	27	27.0	27	0

PASSING (CHI)	ATT	COMP	YDS	PCT	TD	INT	LG	SK/YDS
Phipps	30	13	142	43.3	0	2	31	1/0

PASSING (PHI)	ATT	COMP	YDS	PCT	TD	INT	LG	SK/YDS
Jaworski	23	12	204	52.2	3	1	63t	3/28

Philadelphia Eagles

RUSHING	NO	YDS	AVG	LG	TD
Montgomery	26	87	3.4	12	0
Harris	8	33	4.1	16	0
Jaworski	3	19	6.3	20	0

RECEIVING	NO	YDS	AVG	LG	TD
Carmichael	6	111	18.5	29t	2
Campfield	2	70	35	63t	1
Montgomery	2	0	0.0	8	0
Harris	1	15	15.0	15	0
Smith	1	8	8.0	8	0

INTERCEPTIONS	NO	YDS	AVG	LG	TD
Howard	1	0	0.0	0	0
Edwards	1	5	5.0	5	0

PUNTING	NO	YDS	AVG	LG	IN20	TB
Runager	4	162	40.5	50	2	0

PUNT RETURNS	NO	YDS	AVG	LG	TD
Henry	4	51	12.8	34	0

KICKOFF RET.	NO	YDS	AVG	LG	TD
Henry	3	76	25.3	29	0

TEAM STATISTICS	CHI	PHI
Total First Downs	15	18
By Rushing	7	8
By Passing	7	8
By Penalty	1	2
Third Down: Md/Att.	4/14	5/13
Third Down: Eff.	29%	38%
Total Net Yards	241	315
Total Offensive Plays	60	63
Average Per Play	4.0	5.0
Net Yards Rushing	99	139
Total Rushing Plays	29	37
Avg. Per Rush	3.4	3.8
Net Yards Passing	142	176
Sacked/Yards Lost	1/0	3/28
Gross Yards Passing	142	204
Att.-Comp.-Int.	30-13-2	23-12-1
Completion Pct.	43.3	52.2
Punts/Average	6/39.0	4/40.5
Penalties/Yards	4/35	4/46
Fumbles/Lost	1/1	4/2
Field Goals	30, 50	29, 34

_ Denotes Converted Field Goal

Chicago Bears Starting Lineups

WR R. Watts	LE D. Hampton
LT T. Albrecht	LT J. Osborne
LG N. Jackson	RT A. Page
C D. Neal	RE M. Hartenstine
RG R. Sorey	LLB J. Muckensturm
RT D. Lick	MLB T. Hicks
TE M. Cobb	RLB G. Campbell
WR B. Baschnagel	LCB T. Schmidt
QB M. Phipps	RCB A. Ellis
HB W. Payton	SS G. Fencik
FB D. Williams	FS D. Plank

Philadelphia Eagles Starting Lineups

WR H. Carmichael	LE C. Humphrey
LT S. Walters	MG C. Johnson
LG W. Key	RE C. Hairston
C G. Morriss	OLB J. Bunting
RG W. Peoples	LILB J. Robinson
RT J. Sisemore	RILB F. LeMaster
TE K. Krepfle	OLB R. Wilkes
WR C. Smith	LCB B. Howard
QB R. Jaworski	RCB H. Edwards
HB W. Montgomery	SS R. Logan
FB L. Harris	FS J. Sciarra

1984 NFC Divisional

Chicago Bears 23, Washington Redskins 19

December 30, 1984

RFK Memorial

Attendance: 55,431

Weather: 57 degrees; wind N 12 mph

	1	2	3	4	Final
Chicago Bears	0	10	13	0	23
Washington Redskins	3	0	14	2	19

Team	Q	Play	CHI	WAS
WAS	1	Moseley 25-yard field goal	0	3
CHI	2	Thomas 34-yard field goal	3	3
CHI	2	Dunsmore 19-yard pass from Payton (Thomas kick)	10	3
CHI	3	Gault 75-yard pass from Fuller (kick failed)	16	3
WAS	3	Riggins 1-yard run (Moseley kick)	16	10
CHI	3	McKinnon 16-yard pass from Fuller (Thomas kick)	23	10
WAS	3	Riggins 1-yard run (Moseley kick)	23	17
WAS	4	Finzer takes safety	23	19

FINAL INDIVIDUAL STATISTICS

Chicago Bears

RUSHING	NO	YDS	AVG	LG	TD
Payton	24	104	4.3	12	0
Suhey	7	7	1.0	6	0
Fuller	2	5	2.5	5	0
C. Thomas	1	5	5.0	5	0
Finzer	1	-7	-7.0	-7	0

RECEIVING	NO	YDS	AVG	LG	TD
McKinnon	4	72	18.0	36	1
Gault	1	75	75.0	75	1
Suhey	1	33	33.0	33	0
Dunsmore	1	19	19.0	19	0
C. Thomas	1	13	13.0	13	0
Payton	1	12	12.0	12	0
Moorehead	1	6	6.0	6	0

INTERCEPTIONS	NO	YDS	AVG	LG	TD
Richardson	1	0	0.0	0	0

PUNTING	NO	YDS	AVG	LG	IN20	TB
Finzer	5	197	39.4	45	3	0

PUNT RETURNS	NO	YDS	AVG	LG	TD
Fisher	2	17	8.5	11	0

KICKOFF RET.	NO	YDS	AVG	LG	TD
Gault	3	74	24.6	29	0

PASSING (CHI)	ATT	COMP	YDS	PCT	TD	INT	LG	SK/YDS
Fuller	15	9	211	60.0	2	0	75	5/34
Payton	2	1	19	50.0	1	0	19	0/0

PASSING (WAS)	ATT	COMP	YDS	PCT	TD	INT	LG	SK/YDS
Theismann	42	22	292	52.4	0	1	35	7/49

Washington Redskins

RUSHING	NO	YDS	AVG	LG	TD
Riggins	21	50	2.4	8	2
Theismann	5	38	7.6	13	0
Washington	1	5	5.0	5	0

RECEIVING	NO	YDS	AVG	LG	TD
Monk	10	122	12.2	35	0
Muhammad	5	62	12.4	23	0
Didier	4	85	21.3	29	0
Washington	2	12	6.0	8	0
Warren	1	11	11.0	11	0

INTERCEPTIONS	NO	YDS	AVG	LG	TD
None					

PUNTING	NO	YDS	AVG	LG	IN20	TB
Hayes	5	184	36.8	45	3	0

PUNT RETURNS	NO	YDS	AVG	LG	TD
Nelms	3	29	9.7	20	0

KICKOFF RET.	NO	YDS	AVG	LG	TD
Nelms	4	77	19.3	27	0
Kane	1	10	10.0	10	0
Griffin	1	0	0.0	0	0
Coleman	0	25	25.0	25	0

TEAM STATISTICS	CHI	WAS
Total First Downs	13	22
By Rushing	5	6
By Passing	7	14
By Penalty	1	2
Third Down: Md/Att.	3/13	6/16
Third Down: Eff.	23%	38%
Total Net Yards	310	336
Total Offensive Plays	57	76
Average Per Play	5.4	4.4
Net Yards Rushing	114	93
Total Rushing Plays	35	27
Avg. Per Rush	3.3	3.4
Net Yards Passing	196	243
Sacked/Yards Lost	5/34	7/49
Gross Yards Passing	230	292
Att.-Comp.-Int.	17-10-0	42-22-1
Completion Pct.	58.8	52.4
Punts/Average	5/39.4	5/36.8
Penalties/Yards	6/34	7/55
Fumbles/Lost	2/1	3/2
Field Goals	3	2

_ Denotes Converted Field Goal

Chicago Bears Starting Lineups

WR W. Gault	LE M. Hartenstine
LT J. Covert	LT S. McMichael
LG M. Bortz	RT D. Hampton
C J. Hilgenberg	RE R. Dent
RG K. Becker	LLB O. Wilson
RT K. Van Horne	MLB M. Singletary
TE E. Moorehead	RLB A. Harris
WR D. McKinnon	LCB M. Richardson
QB S. Fuller	RCB T. Schmidt
FB M. Suhey	SS T. Bell
RB W. Payton	FS G. Fencik

Washington Redskins Starting Lineups

WR C. Muhammad	LE C. Mann
TE C. Didier	LT D. Butz
LT J. Jacoby	RT D. Grant
LG R. Grimm	RE D. Manley
C R. Donnalley	LLB M. Kaufman
RG K. Huff	MLB N. Olkewicz
RT M. May	RLB R. Milot
TE D. Warren	LCB D. Green
WR A. Monk	RCB V. Dean
QB J. Theismann	SS K. Coffey
RB J. Riggins	FS C. Jordan

1984 NFC Championship

San Francisco 49ers 23, Chicago Bears 0

January 6, 1985

Candlestick Park

Attendance: 61,040

Weather: 49 degrees; wind light

	1	2	3	4	Final
Chicago Bears	0	0	0	0	0
San Francisco 49ers	3	3	7	10	23

Team	Q	Play	CHI	SF
SF	1	Wersching 21-yard field goal	0	3
SF	2	Wersching 22-yard field goal	0	6
SF	3	Tyler 9-yard run (Wersching kick)	0	13
SF	4	Solomon 10-yard pass from Montana (Wersching kick)	0	20
SF	4	Wersching 34-yard field goal	0	23

FINAL INDIVIDUAL STATISTICS

Chicago Bears

RUSHING	NO	YDS	AVG	LG	TD
Payton	22	92	4.2	20	0
Fuller	6	39	6.5	23	0
Suhey	3	16	5.3	15	0
C. Thomas	1	2	2.0	2	0

RECEIVING	NO	YDS	AVG	LG	TD
Suhey	4	11	2.8	7	0
McKinnon	3	48	16.0	21	0
Payton	3	11	3.7	5	0
Moorehead	2	14	7.0	8	0
Dunsmore	1	3	3.0	3	0

INTERCEPTIONS	NO	YDS	AVG	LG	TD
Fencik	2	5	2.5	5	0

PUNTING	NO	YDS	AVG	LG	IN20	TB
Finzer	7	302	43.1	55	1	0

PUNT RETURNS	NO	YDS	AVG	LG	TD
Fisher	2	12	6.0	9	0

KICKOFF RET.	NO	YDS	AVG	LG	TD
Gentry	3	49	16.3	18	0
Gault	1	18	18.0	18	0

PASSING (CHI)	ATT	COMP	YDS	PCT	TD	INT	LG	SK/YDS
Fuller	22	13	87	59.1	0	1	21	8/50
Payton	0	0	0	00.0	0	0	0	1/0

PASSING (SF)	ATT	COMP	YDS	PCT	TD	INT	LG	SK/YDS
Montana	34	18	233	52.9	1	2	38	3/8
Cavanaugh	1	1	3	100.0	0	0	3	0/0

San Francisco 49ers

RUSHING	NO	YDS	AVG	LG	TD
Tyler	10	68	6.8	25	1
Craig	8	44	5.5	39	0
Montana	5	22	4.4	9	0
Harmon	3	18	6.0	14	0
Ring	2	5	2.5	3	0
Cavanaugh	1	2	2.0	2	0

RECEIVING	NO	YDS	AVG	LG	TD
Solomon	7	73	10.4	15	1
D. Clark	4	83	20.8	38	0
Wilson	2	25	12.5	14	0
Tyler	2	22	11.0	16	0
Francis	2	20	10.0	12	0
Nehemiah	1	10	10.0	10	0
Harmon	1	3	3.0	3	0

INTERCEPTIONS	NO	YDS	AVG	LG	TD
Hicks	1	0	0.0	0	0

PUNTING	NO	YDS	AVG	LG	IN20	TB
Runager	3	117	39.0	41	1	0

PUNT RETURNS	NO	YDS	AVG	LG	TD
McLemore	4	69	17.8	25	0

KICKOFF RET.	NO	YDS	AVG	LG	TD
Harmon	1	15	15.0	15	0

TEAM STATISTICS	CHI	SF
Total First Downs	13	25
By Rushing	9	9
By Passing	3	14
By Penalty	1	2
Third Down: Md/Att.	5/16	4/11
Third Down: Eff.	31%	36%
Total Net Yards	186	387
Total Offensive Plays	63	67
Average Per Play	3.0	5.8
Net Yards Rushing	149	159
Total Rushing Plays	32	29
Avg. Per Rush	4.7	5.5
Net Yards Passing	37	228
Sacked/Yards Lost	9/50	3/8
Gross Yards Passing	87	236
Att.-Comp.-Int.	22-13-1	35-19-2
Completion Pct.	59.1	54.3
Punts/Average	7/43.1	3/39.0
Penalties/Yards	7/50	3/20
Fumbles/Lost	1/0	1/0
Field Goals	41	21

_ Denotes Converted Field Goal

Chicago Bears Starting Lineups

WR W. Gault	LE M. Hartenstine
LT J. Covert	LT S. McMichael
LG M. Bortz	RT D. Hampton
C J. Hilgenberg	RE R. Dent
RG K. Becker	LLB O. Wilson
RT K. Van Horne	MLB M. Singletary
TE E. Moorehead	RLB A. Harris
WR D. McKinnon	LCB M. Richardson
QB S. Fuller	RCB L. Frazier
FB M. Suhey	SS T. Bell
TB W. Payton	FS G. Fencik

San Francisco 49ers Starting Lineups

WR D. Clark	LE L. Pillers
LT B. Paris	NT M. Tuiaosopu
LG J. Ayers	RE D. Board
C F. Quillan	OLB D. Bunz
RG R. Cross	LILB R. Ellison
RT K. Fahnhorst	RILB J. Reynolds
TE R. Francis	OLB K. Turner
WR F. Solomon	LCB R. Lott
QB J. Montana	RCB E. Wright
RB W. Tyler	SS C. Williamson
FB R. Craig	FS D. Hicks

1985 NFC Divisional

Chicago Bears 21, New York Giants 0

January 5, 1986

Soldier Field

Attendance: 62,076

Weather: 14 degrees; wind W 13 mph

	1	2	3	4	Final
New York Giants	0	0	0	0	0
Chicago Bears	7	0	14	0	21

Team	Q	Play	NYG	CHI
CHI	1	Gayle 5-yard punt return (Butler kick)	0	7
CHI	3	McKinnon 23-yard pass from McMahon (Butler kick)	0	14
CHI	3	McKinnon 20-yard pass from McMahon (Butler kick)	0	21

FINAL INDIVIDUAL STATISTICS

Chicago Bears

RUSHING	NO	YDS	AVG	LG	TD
Payton	27	93	3.4	12	0
Suhey	6	33	5.5	9	0
McMahon	5	18	3.6	10	0
Thomas	4	11	2.8	5	0
McKinnon	1	-7	-7.0	-7	0
Gentry	1	-1	-1.0	-1	0

RECEIVING	NO	YDS	AVG	LG	TD
Gault	3	68	22.7	28	0
McKinnon	3	52	17.3	23t	2
Suhey	2	5	2.5	3	0
Wrightman	1	46	46.0	46	0
Gentry	1	41	41.0	41	0
Payton	1	4	4.0	4	0

INTERCEPTIONS	NO	YDS	AVG	LG	TD
None					

PUNTING	NO	YDS	AVG	LG	IN20	TB
Burford	6	224	37.3	51	1	1

PUNT RETURNS	NO	YDS	AVG	LG	TD
Ortego	5	22	4.4	9	0
Gayle	1	5	5.0	5t	1

KICKOFF RET.	NO	YDS	AVG	LG	TD
Gault	1	21	21.0	21	0

PASSING (CHI)	ATT	COMP	YDS	PCT	TD	INT	LG	SK/YDS
McMahon	21	11	216	52.4	2	0	46	0/0

PASSING (NYG)	ATT	COMP	YDS	PCT	TD	INT	LG	SK/YDS
Simms	35	14	209	40.0	0	0	33	6/60

New York Giants

RUSHING	NO	YDS	AVG	LG	TD
Morris	12	32	2.7	14	0
Galbreath	1	9	9.0	9	0
B. Williams	1	-9	-9.0	-9	0

RECEIVING	NO	YDS	AVG	LG	TD
Bavaro	4	36	9.0	11	0
Adams	3	65	21.7	31	0
Carpenter	3	24	8.0	16	0
B. Williams	1	33	33.0	33	0
McConkey	1	23	23.0	23	0
Johnson	1	17	17.0	17	0
Galbreath	1	11	11.0	11	0

INTERCEPTIONS	NO	YDS	AVG	LG	TD
None					

PUNTING	NO	YDS	AVG	LG	IN20	TB
Landeta	9	343	38.1	63	3	0

PUNT RETURNS	NO	YDS	AVG	LG	TD
McConkey	2	9	4.5	5	0

KICKOFF RET.	NO	YDS	AVG	LG	TD
Rouson	2	58	29.0	42	0
Hasselbeck	1	20	20.0	20	0
Galbreath	1	17	17.0	17	0

TEAM STATISTICS	CHI	NYG
Total First Downs	17	10
By Rushing	9	1
By Passing	8	8
By Penalty	0	1
Third Down: Md/Att.	7/16	0/12
Third Down: Eff.	44%	0%
Total Net Yards	363	181
Total Offensive Plays	66	55
Average Per Play	5.6	3.3
Net Yards Rushing	147	32
Total Rushing Plays	44	14
Avg. Per Rush	3.3	2.3
Net Yards Passing	216	149
Sacked/Yards Lost	0/0	6/60
Gross Yards Passing	216	209
Att.-Comp.-Int.	21-11-0	35-14-0
Completion Pct.	52.4	40.0
Punts/Average	6/37.3	9/38.1
Penalties/Yards	2/20	4/25
Fumbles/Lost	0/0	3/1
Field Goals	26, 49, 38	19

_ Denotes Converted Field Goal

Chicago Bears Starting Lineups

WR W. Gault	LE D. Hampton
LT J. Covert	LT S. McMichael
LG M. Bortz	RT W. Perry
C J. Hilgenberg	RE R. Dent
RG T. Thayer	LLB O. Wilson
RT K. Van Horne	MLB M. Singletary
TE E. Moorehead	RLB W. Marshall
WR D. McKinnon	LCB M. Richardson
QB J. McMahon	RCB L. Frazier
FB M. Suhey	SS D. Duerson
RB W. Payton	FS G. Fencik

New York Giants Starting Lineups

WR B. Johnson	LE C. McGriff
LT B. Benson	NT J. Burt
LG B. Ard	RE L. Marshall
C B. Oates	OLB B. Hunt
RG C. Godfrey	LILB G. Reasons
RT K. Nelson	RILB H. Carson
TE M. Bavaro	OLB L. Taylor
WR L. Manuel	LCB E. Patterson
QB P. Simms	RCB P. Williams
RB J. Morris	SS K. Hill
RB R. Carpenter	FS T. Kinard

1985 NFC Championship

Chicago Bears 24, Los Angeles Rams 0

January 12, 1986

Soldier Field

Attendance: 63,522

Weather: 39 degrees; wind W 23 mph

	1	2	3	4	Final
L.A. Rams	0	0	0	0	0
Chicago Bears	10	0	7	7	24

Team	Q	Play	LAR	CHI
CHI	1	McMahon 16-yard run (Butler kick)	0	7
CHI	1	Butler 34-yard field goal	0	10
CHI	3	Gault 22-yard pass from McMahon (Butler kick)	0	17
CHI	4	Marshall 52-yard fumble return (Butler kick)	0	24

TEAM STATISTICS	CHI	LAR
Total First Downs	13	9
By Rushing	5	5
By Passing	8	3
By Penalty	0	1
Third Down: Md/Att.	4/16	2/14
Third Down: Eff.	25%	14%
Total Net Yards	232	130
Total Offensive Plays	61	60
Average Per Play	3.8	2.2
Net Yards Rushing	91	86
Total Rushing Plays	33	26
Avg. Per Rush	2.8	3.3
Net Yards Passing	141	44
Sacked/Yards Lost	3/23	3/22
Gross Yards Passing	164	66
Att-Comp-Int.	25-16-0	31-10-1
Completion Pct.	64.0	32.3
Punts/Average	10/36.3	11/39.2
Penalties/Yards	6/48	4/25
Fumbles/Lost	3/1	4/2
Field Goals	3	4

FINAL INDIVIDUAL STATISTICS

Chicago Bears

RUSHING	NO	YDS	AVG	LG	TD
Payton	18	32	1.8	8	0
Suhey	6	23	3.8	9	0
McMahon	4	28	7.0	16t	1
Thomas	3	-1	-0.3	1	0
Gentry	2	9	4.5	7	0

RECEIVING	NO	YDS	AVG	LG	TD
Payton	7	48	6.9	19	0
Gault	4	56	14.0	22t	1
Moorehead	2	28	14.0	20	0
McKinnon	1	11	11.0	17	0
Wrightman	1	8	8.0	8	0
Suhey	1	7	7.0	7	0

INTERCEPTIONS	NO	YDS	AVG	LG	TD
Frazier	1	-3	-3.0	-3	0

PUNTING	NO	YDS	AVG	LG	IN20	TB
Buford	10	363	36.3	55	2	0

PUNT RETURNS	NO	YDS	AVG	LG	TD
Ortego	4	21	5.3	8	0
Phillips	1	0	0.0	0	0

KICKOFF RET.	NO	YDS	AVG	LG	TD
Gentry	1	22	22.0	22	0

PASSING (CHI)	ATT	COMP	YDS	PCT	TD	INT	LG	SK/YDS
McMahon	25	16	164	64.0	1	0	22t	3/23

PASSING (LAR)	ATT	COMP	YDS	PCT	TD	INT	LG	SK/YDS
Brock	31	10	66	32.3	0	1	15	3/22

Los Angeles Rams

RUSHING	NO	YDS	AVG	LG	TD
Dickerson	17	46	2.7	9	0
Redden	9	40	4.4	12	0

RECEIVING	NO	YDS	AVG	LG	TD
Hunter	3	29	9.7	15	0
Dickerson	3	10	3.3	7	0
Brown	2	14	7.0	11	0
Duckworth	1	8	8.0	8	0
Ellard	1	5	5.0	5	0

INTERCEPTIONS	NO	YDS	AVG	LG	TD
None					

PUNTING	NO	YDS	AVG	LG	IN20	TB
Hatcher	11	431	39.2	51	3	0

PUNT RETURNS	NO	YDS	AVG	LG	TD
Johnson	2	6	3.0	3	0
Ellard	1	6	6.0	6	0
Irvin	1	4	4.0	4	0

KICKOFF RET.	NO	YDS	AVG	LG	TD
Brown	3	63	21.0	45	0
Redden	1	13	13.0	13	0

Chicago Bears Starting Lineups

WR W. Gault	LE D. Hampton
LT J. Covert	LT S. McMichael
LG M. Bortz	RT W. Perry
C J. Hilgenberg	RE R. Dent
RG T. Thayer	LLB O. Wilson
RT K. Van Horne	MLB M. Singletary
TE E. Moorehead	RLB W. Marshall
WR D. McKinnon	LCB M. Richardson
QB J. McMahon	RCB L. Frazier
FB M. Suhey	SS D. Duerson
RB W. Payton	FS G. Fencik

Los Angeles Rams Starting Lineups

WR H. Ellard	LE D. Reed
LT I. Pankey	NT C. DeJurnett
LG K. Hill	RE R. Doss
C T. Slaton	OLB M.Owens
RG D. Harrah	LILB C. Eckern
RT J. Slater	RILB J. Collins
TE D. Hill	OLB M. Wilcher
WR R. Brown	LCB G. Green
QB D. Brock	RCB L. Irvin
RB B. Redden	SS N. Cromwell
RB E. Dickerson	FS J. Johnson

1985 Super Bowl XX

Chicago Bears 46, New England Patriots 10

January 26, 1986

Louisiana Superdome

Attendance: 73,818

Weather: Indoors

	1	2	3	4	Final
Chicago Bears	13	10	21	2	46
New England Patriots	3	0	0	7	10

Team	Q	Play	CHI	NE
NE	1	Franklin 36-yard field goal	0	3
CHI	1	Butler 28-yard field goal	3	3
CHI	1	Butler 24-yard field goal	6	3
CHI	1	Suhey 11-yard run (Butler kick)	13	3
CHI	2	McMahon 2-yard run (Butler kick)	20	3
CHI	2	Butler 24-yard field goal	23	3
CHI	3	McMahon 1-yard run (Butler kick)	30	3
CHI	3	Phillips 28-yard interception return (Butler kick)	37	3
CHI	3	Perry 1-yard run (Butler kick)	44	3
NE	4	Fryar 8-yard pass from Grogan (Franklin kick)	44	10
CHI	4	Safety, Grogan tackled by Waechter in end zone	46	10

FINAL INDIVIDUAL STATISTICS

Chicago Bears

RUSHING	NO	YDS	AVG	LG	TD
Payton	22	61	2.8	7	0
Suhey	11	52	4.7	11t	1
McMahon	5	14	2.8	7	2
Sanders	4	15	3.8	10	0
Gentry	3	15	5.0	8	0
Thomas	2	8	4.0	7	0
Perry	1	1	1.0	1t	1
Fuller	1	1	1.0	1	0

RECEIVING

NO	YDS	AVG	LG	TD	
Gault	4	129	32.3	60	0
Gentry	2	41	20.5	27	0
Margerum	2	36	18.0	29	0
Moorehead	2	22	11.0	14	0
Suhey	1	24	24.0	24	0
Thomas	1	4	4.0	4	0

INTERCEPTIONS

NO	YDS	AVG	LG	TD	
Morrissey	1	47	47.0	47	0
Phillips	1	28	28.0	28t	1

PUNTING

NO	YDS	AVG	LG	IN20	TB
Buford	4	173	43.3	52	1

PUNT RETURNS

NO	YDS	AVG	LG	TD	
Ortego	2	20	10.0	12	0

KICKOFF RET.

NO	YDS	AVG	LG	TD	
Gault	4	49	12.3	18	0

PASSING (CHI)

ATT	COMP	YDS	PCT	TD	INT	LG	SK/YDS
McMahon	20	12	256	0	0	0	1/3
Fuller	4	0	0	00.0	0	0	1/11
Perry	0	0	0	00.0	0	0	1/1

PASSING (NE)

ATT	COMP	YDS	PCT	TD	INT	LG	SK/YDS
Grogan	30	17	177	56.2	1	2	4/33
Eason	6	0	0	00.0	0	0	3/28

New England Patriots

RUSHING	NO	YDS	AVG	LG	TD
C. James	5	1	0.2	3	0
Collins	3	4	1.3	3	0
Grogan	1	3	3.0	3	0
Weathers	1	3	3.0	3	0
Hawthorne	1	-4	-4.0	-4	0

RECEIVING

NO	YDS	AVG	LG	TD	
Morgan	7	70	10.0	19	0
Starring	2	39	19.5	24	0
Fryar	2	24	12.0	16	1
Collins	2	19	9.5	11	0
Ramsey	2	16	8.0	11	0
C. James	1	6	6.0	6	0
Weathers	1	3	3.0	3	0

INTERCEPTIONS

NO	YDS	AVG	LG	TD
None				

PUNTING

NO	YDS	AVG	LG	IN20	TB
Camarillo	6	263	43.8	62	1

PUNT RETURNS

NO	YDS	AVG	LG	TD	
Fryar	2	22	11.0	12	0

KICKOFF RET.

NO	YDS	AVG	LG	TD	
Starring	7	153	21.9	36	0

TEAM STATISTICS

	CHI	NE
Total First Downs	23	12
By Rushing	13	1
By Passing	9	10
By Penalty	1	1
Third Down: Md/Att.	7/14	1/10
Third Down: Eff.	50%	10%
Total Net Yards	408	123
Total Offensive Plays	76	54
Average Per Play	5.4	2.3
Net Yards Rushing	167	7
Total Rushing Plays	49	11
Avg. Per Rush	3.4	0.6
Net Yards Passing	241	116
Sacked/Yards Lost	3/15	7/61
Gross Yards Passing	256	177
Att.-Comp.-Int.	24-12-0	36-17-2
Completion Pct.	50.0	47.2
Punts/Average	4/43.3	6/43.8
Penalties/Yards	7/40	5/35
Fumbles/Lost	3/2	4/4
Field Goals	28, 24, 24	36

_ Denotes Converted Field Goal

Chicago Bears Starting Lineups

WR W. Gault	LE D. Hampton
LT J. Covert	LT S. McMichael
LG M. Bortz	RT W. Perry
C J. Hilgenberg	RE R. Dent
RG T. Thayer	MLB O. Wilson
RT K. Van Horne	MLB M. Singletery
TE E. Moorehead	RLB W. Marshall
WR D. McKinnon	LCB M. Richardson
QB J. McMahon	RCB L. Frazier
FB M. Suhey	SS D. Duerson
RB W. Payton	FS G. Fencik

New England Patriots Starting Lineups

WR S. Morgan	LE G. Varis
LT B. Holloway	NT L. Williams
LG J. Hannah	RE J. Adams
C P. Brock	OLB A. Tippett
RG R. Wooten	MLB S. Nelson
RT S. Moore	RILB L. McGrew
TE L. Dawson	OLB D. Blackmon
WR S. Starring	LCB R. Lippett
QB T. Eason	RCB R. Clayborn
RB T. Collins	SS R. James
FB C. James	FS F. Marion

1986 NFC Divisional

Washington Redskins 27, Chicago Bears 13

January 3, 1987

Soldier Field

Attendance: 65,141

Weather: 35 degrees; wind NW 6 mph

	1	2	3	4	Final
Washington Redskins	7	0	7	13	27
Chicago Bears	0	13	0	0	13

Team	Q	Play	WAS	CHI
WAS	1	Monk 28-yard pass from Schroeder (Atkinson kick)	7	0
CHI	2	Gault 50-yard pass from Flutie (Butler kick)	7	7
CHI	2	Butler 23-yard field goal	7	10
CHI	2	Butler 41-yard field goal	7	13
WAS	3	Monk 23-yard pass from Schroeder (Atkinson kick)	14	13
WAS	4	Rogers 1-yard run (Atkinson kick)	21	13
WAS	4	Atkinson 35-yard field goal	24	13
WAS	4	Atkinson 25-yard field goal	27	13

TEAM STATISTICS	CHI	WAS
Total First Downs	14	19
By Rushing	8	8
By Passing	5	8
By Penalty	1	3
Third Down: Md/Att.	1/11	6/16
Third Down: Eff.	9%	38%
Total Net Yards	220	302
Total Offensive Plays	56	73
Average Per Play	3.9	4.1
Net Yards Rushing	93	134
Total Rushing Plays	24	39
Avg. Per Rush	3.9	3.4
Net Yards Passing	127	168
Sacked/Yards Lost	1/7	2/16
Gross Yards Passing	134	184
Att.-Comp.-Int.	31-11-2	32-15-1
Completion Pct.	35.5	46.9
Punts/Average	5/40.6	7/39.3
Penalties/Yards	4/42	8/65
Fumbles/Lost	3/2	2/0
Field Goals	23. 41	35. 25.

FINAL INDIVIDUAL STATISTICS

Chicago Bears

RUSHING	NO	YDS	AVG	LG	TD
Payton	14	38	2.7	9	0
Suhey	4	14	3.5	5	0
Thomas	3	18	6.0	13	0
Flutie	2	12	6.0	11	0
Anderson	1	11	11.0	11	0

RECEIVING	NO	YDS	AVG	LG	TD
Gault	5	82	16.4	50t	1
Ortego	2	36	18.0	27	0
Wrightman	2	16	8.0	9	0
Suhey	1	2	2.0	2	0
Payton	1	-2	-2.0	-2	0

INTERCEPTIONS	NO	YDS	AVG	LG	TD
Richardson	1	43	43.0	43	0

PUNTING	NO	YDS	AVG	LG	IN20	TB
Burford	5	203	40.6	49	0	0

PUNT RETURNS	NO	YDS	AVG	LG	TD
Barnes	5	27	5.4	23	0

KICKOFF RET.	NO	YDS	AVG	LG	TD
Gentry	3	127	42.3	60	0
Thomas	2	15	7.5	11	0
Anderson	1	17	17.0	17	0

PASSING (CHI)	ATT	COMP	YDS	PCT	TD	INT	LG	SK/YDS
Flutie	31	11	134	35.5	1	2	50t	1/7

PASSING (WAS)	ATT	COMP	YDS	PCT	TD	INT	LG	SK/YDS
Schroeder	32	15	184	46.9	2	1	28t	2/16

Washington Redskins

RUSHING	NO	YDS	AVG	LG	TD
Rogers	28	72	2.6	9	1
Bryant	8	46	5.8	12	0
Schroeder	3	16	5.3	11	0

RECEIVING	NO	YDS	AVG	LG	TD
Monk	5	81	16.2	28t	2
Clark	5	37	7.4	13	0
Bryant	4	61	15.3	24	0
Warren	1	5	5.0	5	0

INTERCEPTIONS	NO	YDS	AVG	LG	TD
Green	1	17	17.0	17	0
Dean	1	16	16.0	16	0

PUNTING	NO	YDS	AVG	LG	IN20	TB
Cox	7	275	39.3	54	1	0

PUNT RETURNS	NO	YDS	AVG	LG	TD
Yarber	3	22	7.3	8	0

KICKOFF RET.	NO	YDS	AVG	LG	TD
Garner	3	71	23.7	36	0

_ Denotes Converted Field Goal

Chicago Bears Starting Lineups

WR W. Gault	LE D. Hampton
LT J. Covert	LT S. McMichael
LG M. Bortz	RT W. Perry
C J. Hilgenberg	RE R. Dent
RG T. Thayer	LLB O. Wilson
RT K. Van Horne	MLB M. Singletary
TE E. Moorehead	RLB W. Marshall
WR K. Ortego	LCB M. Richardson
QB D. Flutie	RCB V. Jackson
FB M. Suhey	SS D. Duerson
RB W. Payton	FS G. Fencik

Washington Redskins Starting Lineups

WR A. Monk	LE C. Mann
TE D. Warren	LT D. Butz
LT J. Jacoby	RT D. Grant
LG R. Grimm	RE D. Manley
C J. Bostic	LLB C. Daniels
RG R. Thielemann	MLB N. Olkewicz
RT M. May	RLB R. Milot
TE C. Didier	LCB D. Green
WR G. Clark	RCB V. Dean
QB J. Schroeder	SS A. Walton
RB G. Rogers	FS C. Jordan

1987 NFC Divisional

Washington Redskins 21, Chicago Bears 17

January 10, 1988

Soldier Field

Attendance: 58,153

Weather: 4 degrees; wind SW 12 mph

	1	2	3	4	Final
Washington Redskins	0	14	7	0	21
Chicago Bears	7	7	3	0	17

Team	Q	Play	WAS	CHI
CHI	1	Thomas 2-yard run (Butler kick)	0	7
CHI	2	Morris 14-yard pass from McMahon (Butler kick)	0	14
WAS	2	Rogers 3-yard run (Haji-Shiekh kick)	7	14
WAS	2	Didier 18-yard pass from Williams (Haji-Shiekh kick)	14	14
WAS	3	Green 52-yard punt return (Haji-Shiekh kick)	21	14
CHI	3	Butler 25-yard field goal	21	17

FINAL INDIVIDUAL STATISTICS

Chicago Bears

RUSHING	NO	YDS	AVG	LG	TD
Payton	18	85	4.7	16	0
Suhey	4	8	2.0	5	0
Gentry	2	5	2.5	3	0
McMahon	2	5	2.5	5	0
Sanders	2	4	2.0	3	0
Thomas	2	3	1.5	2t	1

RECEIVING	NO	YDS	AVG	LG	TD
Gentry	3	43	14.3	24	0
Payton	3	20	6.7	9	0
Boso	3	19	6.3	10	0
Morris	2	47	23.5	33	1
Gault	1	44	44.0	44	0
McKinnon	1	16	16.0	16	0
Suhey	1	6	6.0	6	0
Sanders	1	2	2.0	2	0

INTERCEPTIONS	NO	YDS	AVG	LG	TD
Richardson	1	0	0.0	0	0

PUNTING	NO	YDS	AVG	LG	IN20	TB
Barnhardt	4	145	36.3	44	0	0

PUNT RETURNS	NO	YDS	AVG	LG	TD
McKinnon	2	12	6.0	13	0

KICKOFF RET.	NO	YDS	AVG	LG	TD
Gault	1	29	29.0	29	0

PASSING (CHI)	ATT	COMP	YDS	PCT	TD	INT	LG	SK/YDS
McMahon	29	15	197	51.7	1	3	44	5/27

PASSING (WAS)	ATT	COMP	YDS	PCT	TD	INT	LG	SK/YDS
Williams	29	14	207	48.3	1	1	32	1/7

Washington Redskins

RUSHING	NO	YDS	AVG	LG	TD
Smith	16	66	4.1	13	0
Rogers	6	13	2.2	4	1
Bryant	3	8	2.7	6	0
Williams	2	-1	-0.5	-1	0
Clark	1	-6	-6.0	-6	0
Schroeder	1	-8	-8.0	-8	0

RECEIVING	NO	YDS	AVG	LG	TD
Sanders	6	92	15.3	32	0
Clark	4	56	14.0	21	0
Didier	2	32	16.0	18t	1
Warren	1	16	16.0	16	0
Rogers	1	11	11.0	11	0

INTERCEPTIONS	NO	YDS	AVG	LG	TD
Davis	1	23	23.0	23	0
Wilburn	1	0	0.0	0	0
Woodbury	1	0	0.0	0	0

PUNTING	NO	YDS	AVG	LG	IN20	TB
Cox	4	169	42.3	46	1	1

PUNT RETURNS	NO	YDS	AVG	LG	TD
Yarber	2	13	6.5	8	0
Green	1	52	52.0	52t	1

KICKOFF RET.	NO	YDS	AVG	LG	TD
Sanders	2	25	12.5	13	0
Smith	1	19	19.0	19	0
Branch	1	12	12.0	12	0

TEAM STATISTICS	CHI	WAS
Total First Downs	15	17
By Rushing	8	4
By Passing	7	11
By Penalty	0	2
Third Down: Md/Att.	4/13	7/14
Third Down: Eff.	31%	50%
Total Net Yards	280	272
Total Offensive Plays	64	59
Average Per Play	4.6	4.6
Net Yards Rushing	110	72
Total Rushing Plays	30	29
Av. Per Rush	3.7	2.5
Net Yards Passing	170	200
Sacked/Yards Lost	5/27	1/7
Gross Yards Passing	197	207
Att.-Comp.-Int.	29-15-3	29-14-1
Completion Pct.	51.7	48.3
Punts/Average	4/36.3	4/42.3
Penalties/Yards	5/50	3/20
Fumbles/Lost	1/0	1/0
Field Goals	48, 25	

_ Denotes Converted Field Goal

Chicago Bears Starting Lineups

WR W. Gault	LE A. Harris
LT J. Covert	LT S. McMichael
LG M. Bortz	RT D. Hampton
C J. Hilgenberg	RE R. Dent
RG T. Thayer	LLB R. Rivera
RT K. Van Horne	MLB M. Singletary
TE E. Moorehead	RLB W. Marshall
WR R. Morris	LCB M. Douglass
QB J. McMahon	RCB V. Jackson
FB M. Suhey	SS D. Duerson
RB W. Payton	FS G. Fencik

Washington Redskins Starting Lineups

WR A. Jones	LE C. Mann
TE D. Warren	LT D. Butz
LT J. Jacoby	RT D. Grant
LG R. McKenzie	RE D. Manley
C J. Bostic	MLB M. Kaufman
RG R. Thielemann	MLB N. Olkewicz
RT M. May	RLB M. Coleman
TE C. Didier	LCB D. Green
WR G. Clark	RCB B. Wilburn
QB D. Williams	SS A. Walton
RB G. Rogers	FS T. Bowles

1988 NFC Divisional

Chicago Bears 20, Philadelphia Eagles 12

December 31, 1988

Soldier Field

Attendance: 65,534

Weather: 29 degrees; wind SW 5 mph (Fog Bowl)

	1	2	3	4	Final
Philadelphia Eagles	3	6	3	0	12
Chicago Bears	7	10	0	3	20

Team	Q	Play	PHI	CHI
CHI	1	McKinnon 64-yard pass from Tomczak (Butler kick)	0	7
PHI	1	Zendejas 42-yard field goal	3	7
PHI	2	Zendejas 29-yard field goal	6	7
CHI	2	Anderson 4-yard run (Butler kick)	6	14
CHI	2	Butler 46-yard field goal	6	17
PHI	2	Zendejas 30-yard field goal	9	17
PHI	3	Zendejas 35-yard field goal	12	17
CHI	4	Butler 27-yard field goal	12	20

TEAM STATISTICS	CHI	PHI
Total First Downs	14	22
By Rushing	8	1
By Passing	6	21
By Penalty	0	0
Third Down: Md/Att.	4/13	3/14
Third Down: Effic.	31%	21%
Total Net Yards	341	430
Total Offensive Plays	57	75
Average Per Play	6.0	5.7
Net Yards Rushing	164	52
Total Rushing Plays	33	16
Avg. Per Rush	5.0	3.3
Net Yards Passing	177	378
Sacked/Yards Lost	1/8	4/29
Gross Yards Passing	185	407
Att.-Comp.-Int.	23-12-3	55-27-3
Completion Pct.	52.2	49.1
Punts/Average	2/43.0	4/32.5
Penalties/Yards	1/5	7/60
Fumbles/Lost	1/1	0/0
Field Goals	51, 46, 33, 27	43, 42, 29, 30, 35

FINAL INDIVIDUAL STATISTICS

Chicago Bears

RUSHING	NO	YDS	AVG	LG	TD
Anderson	14	54	3.9	23	1
Sanders	8	94	11.8	58	0
Muster	6	12	2.0	6	0
Gentry	1	6	6.0	6	0
Suhey	1	0	0.0	0	0
Tomczak	1	0	0.0	0	0
McMahon	2	-2	-1.0	0	0

RECEIVING	NO	YDS	AVG	LG	TD
McKinnon	4	108	27.0	64t	1
Boso	2	16	8.0	9	0
Gentry	2	9	4.5	7	0
Morris	1	27	27.0	27	0
Davis	1	11	11.0	11	0
Sanders	1	8	8.0	8	0
Anderson	1	6	6.0	6	0

INTERCEPTIONS	NO	YDS	AVG	LG	TD
Jackson	1	51	51.0	51	0
Douglass	1	47	47.0	47	0
Pruitt	1	0	0.0	0	0

PUNTING	NO	YDS	AVG	LG	IN20	TB
Wagner	2	86	43.0	46	0	0

PUNT RETURNS	NO	YDS	AVG	LG	TD
McKinnon	1	0	0.0	0	0

KICKOFF RET.	NO	YDS	AVG	LG	TD
Gentry	4	63	15.8	23	0
Kozlowski	1	23	23.0	23	0

PASSING (CHI)	ATT	COMP	YDS	PCT	TD	INT	LG	SK/YDS
Tomczak	20	10	172	50.0	1	3	64t	0/0
McMahon	3	2	13	66.7	0	0	7	1/8

PASSING (PHI)	ATT	COMP	YDS	PCT	TD	INT	LG	SK/YDS
Cunningham	54	27	407	50.0	0	3	65	4/29
Carter	1	0	0	0.0	0	0	0	0/0

Philadelphia Eagles

RUSHING	NO	YDS	AVG	LG	TD
Byars	7	34	4.9	13	0
Toney	5	3	0.6	3	0
Cunningham	3	12	4.0	11	0
Haddix	1	3	3.0	3	0

RECEIVING	NO	YDS	AVG	LG	TD
Byars	9	103	11.4	24	0
Jackson	7	142	20.3	65	0
Quick	5	82	16.4	23	0
Haddix	2	23	11.5	13	0
Toney	2	9	4.5	7	0
Johnson	1	31	31.0	31	0
Carter	1	17	17.0	17	0

INTERCEPTIONS	NO	YDS	AVG	LG	TD
Hoage	1	12	12.0	12	0
Joyner	1	8	8.0	8	0
Bell	1	4	4.0	4	0

PUNTING	NO	YDS	AVG	LG	IN20	TB
Teltschik	4	130	32.5	36	3	0

PUNT RETURNS	NO	YDS	AVG	LG	TD
Garrity	1	3	3.0	3	0

KICKOFF RET.	NO	YDS	AVG	LG	TD
Jenkins	5	101	20.2	25	0

— Denotes Converted Field Goal

Chicago Bears Starting Lineups

WR D. Gentry	LE A. Harris
LT J. Covert	LT S. McMichael
LG M. Bortz	RT D. Hampton
C J. Hilgenberg	RE S. Smith
RG T. Thayer	LLB R. Rivera
RT K. Van Horne	MLB M. Singletary
TE J. Thornton	RLB J. Morrissey
WR D. McKinnon	LCB M. Richardson
QB M. Tomczak	RCB V. Jackson
FB M. Suhey	SS D. Duerson
RB N. Anderson	FS M. Douglass

Philadelphia Eagles Starting Lineups

WR M. Quick	LE R. White
LT M. Darwin	LT M. Pitts
LG D. Alexander	RT J. Brown
C D. Rimington	RE C. Simmons
RG R. Baker	LLB S. Joyner
RT R. Heller	MLB M. Reichenbach
TE K. Jackson	RLB T. Bell
WR C. Carter	LCB R. Young
QB R. Cunningham	RCB E. Allen
FB A. Toney	SS A. Waters
RB K. Byars	FS W. Hopkins

1988 NFC Championship

San Francisco 49ers 28, Chicago Bears 3

January 8, 1989

Soldier Field

Attendance: 64,830

Weather: 17 degrees; wind W 29 mph

	1	2	3	4	Final
San Francisco 49ers	7	7	7	7	28
Chicago Bears	0	3	0	0	3

Team	Q	Play	SF	CHI
SF	1	Rice 61-yard pass from Montana (Cofer kick)	7	0
SF	2	Rice 27-yard pass from Montana (Cofer kick)	14	0
CHI	2	Butler 25-yard field goal	14	3
SF	3	Frank 5-yard pass from Montana (Cofer kick)	21	3
SF	4	Rathman 4-yard run (Cofer kick)	28	3

FINAL INDIVIDUAL STATISTICS

Chicago Bears

RUSHING	NO	YDS	AVG	LG	TD
Anderson	14	59	4.2	16	0
Sanders	7	22	3.1	14	0
McMahon	1	9	9.0	9	0
Suhey	1	3	3.0	3	0
Muster	1	2	2.0	2	0
McKinnon	1	-4	-4.0	-4	0

RECEIVING	NO	YDS	AVG	LG	TD
Anderson	5	31	6.2	13	0
Thornton	4	52	13.0	18	0
McKinnon	4	32	8.0	13	0
Morris	2	25	12.5	18	0
Suhey	2	8	4.0	4	0
Sanders	1	12	12.0	12	0
Muster	1	9	9.0	9	0
Gentry	1	7	7.0	7	0

INTERCEPTIONS	NO	YDS	AVG	LG	TD
None					

PUNTING	NO	YDS	AVG	LG	IN20	TB
Wagner	7	220	31.4	48	2	0

PUNT RETURNS	NO	YDS	AVG	LG	TD
McKinnon	1	1	1.0	1	0

KICKOFF RET.	NO	YDS	AVG	LG	TD
Sanders	2	31	15.5	19	0
Muster	1	21	21.0	21	0
Gentry	1	19	19.0	19	0
Stinson	1	18	18.0	18	0

PASSING (CHI)	ATT	COMP	YDS	PCT	TD	INT	LG	SK/YDS
McMahon	29	14	121	48.3	0	1	18	0/0
Tomczak	12	6	55	50.0	0	0	13	0/0

PASSING (SF)	ATT	COMP	YDS	PCT	TD	INT	LG	SK/YDS
Montana	27	17	288	63.0	3	0	61t	2/20

San Francisco 49ers

RUSHING	NO	YDS	AVG	LG	TD
Craig	18	68	3.8	11	0
Rathman	10	36	3.6	12	1
Montana	3	12	4.0	7	0
Flagler	3	7	2.3	6	0
Sydney	2	12	6.0	8	0
Rice	1	3	3.0	3	0

RECEIVING	NO	YDS	AVG	LG	TD
Rice	5	133	26.6	61t	2
Rathman	5	51	10.2	22	0
Taylor	3	51	17.0	32	0
Craig	2	33	16.5	23	0
Frank	2	20	10.0	15	1

INTERCEPTIONS	NO	YDS	AVG	LG	TD
Fuller	1	0	0.0	0	0

PUNTING	NO	YDS	AVG	LG	IN20	TB
Helton	6	207	34.5	55	2	1

PUNT RETURNS	NO	YDS	AVG	LG	TD
Taylor	4	24	6.0	11	0

KICKOFF RET.	NO	YDS	AVG	LG	TD
Sydney	1	14	14.0	14	0
Taylor	1	22	22.0	22	0

TEAM STATISTICS	CHI	SF
Total First Downs	15	21
By Rushing	8	9
By Passing	7	12
By Penalty	0	0
Third Down: Md/Att.	4/14	9/15
Third Down: Eff.	29%	60%
Total Net Yards	267	406
Total Offensive Plays	66	66
Average Per Play	4.0	6.2
Net Yards Rushing	91	138
Total Rushing Plays	25	37
Avg. Per Rush	3.6	3.7
Net Yards Passing	176	268
Sacked/Yards Lost	0/0	2/20
Gross Yards Passing	176	288
Att.-Comp.-Int.	41-20-1	27-17-0
Completion Pct.	48.8	63.0
Punts/Average	7/31.4	6/34.5
Penalties/Yards	3/35	0/0
Fumbles/Lost	2/1	1/1
Field Goals	25	

_ Denotes Converted Field Goal

Chicago Bears Starting Lineups

WR D. Gentry	LE A. Harris
LT J. Covert	LT S. McMichael
LG M. Bortz	RT D. Hampton
C J. Hilgenberg	RE S. Smith
RG T. Thayer	LLB R. Rivera
RT K. Van Horne	MLB M. Singletary
TE J. Thornton	RLB J. Morrissey
WR D. McKinnon	LCB M. Richardson
QB J. McMahon	RCB V. Jackson
FB M. Suhey	SS D. Duerson
RB N. Anderson	FS M. Douglass

San Francisco 49ers Starting Lineups

SE J. Taylor	LE L. Roberts
LT S. Wallace	NT M. Carter
LG J. Sapolu	RE K. Fagan
C R. Cross	OLB C. Haley
RG G. McIntyre	LILB J. Fahnhorst
RT H. Barton	RILB M. Walter
TE J. Frank	OLB K. Turner
FL J. Rice	LCB T. McKyer
QB J. Montana	RCB D. Griffin
RB R. Craig	SS J. Fuller
TE B. Jones	FS R. Lott

1990 NFC First Round

Chicago Bears 16, New Orleans Saints 6

January 6, 1991

Soldier Field

Attendance: 60,767

Weather: 30 degrees; wind N 13 mph

	1	2	3	4	Final
New Orleans Saints	0	3	0	3	6
Chicago Bears	3	7	3	3	16

Team	Q	Play	NO	CHI
CHI	1	Butler 19-yard field goal	0	3
CHI	2	Thornton 18-yard pass from Tomczak (Butler Kick)	0	10
NO	2	Andersen 47-yard field goal	3	10
CHI	3	Butler 22-yard field goal	3	13
NO	4	Andersen 38-yard field goal	6	13
CHI	4	Butler 21-yard field goal	6	16

FINAL INDIVIDUAL STATISTICS

Chicago Bears

RUSHING	NO	YDS	AVG	LG	TD
Anderson	27	102	3.8	13	0
Muster	12	71	5.9	28	0
Tomczak	2	8	4.0	10	0
Green	2	8	4.0	5	0

RECEIVING	NO	YDS	AVG	LG	TD
Anderson	4	42	10.5	31	0
Thornton	2	43	21.5	25	1
Gentry	2	41	20.5	38	0
Morris	2	28	14.0	22	0
Muster	2	21	10.5	11	0
Davis	1	13	13.0	13	0

INTERCEPTIONS	NO	YDS	AVG	LG	TD
Gayle	1	27	27.0	27	0
Mangum	1	9	9.0	9	0
Carrier	1	0	0.0	0	0

PUNTING	NO	YDS	AVG	LG	IN20	TB
Buford	2	55	27.5	36	0	0

PUNT RETURNS	NO	YDS	AVG	LG	TD
Bailey	1	13	13.0	13	0
Jackson	1	0	0.0	0	0

KICKOFF RET.	NO	YDS	AVG	LG	TD
Gentry	1	39	39.0	39	0

PASSING (CHI)	ATT	COMP	YDS	PCT	TD	INT	LG	SK/YDS
Tomczak	25	12	166	48.0	1	0	38	2/12
Anderson	1	1	22	100.0	0	0	22	0/0

PASSING (NO)	ATT	COMP	YDS	PCT	TD	INT	LG	SK/YDS
Fourcade	18	5	79	27.8	0	2	31	1/16
Walsh	16	6	74	37.5	0	1	36	1/9

New Orleans Saints

RUSHING	NO	YDS	AVG	LG	TD
Fenerty	8	29	3.6	14	0
Hilliard	4	13	3.3	9	0
Heyward	4	10	2.5	6	0
Fourcade	2	13	6.5	9	0

RECEIVING	NO	YDS	AVG	LG	TD
Fenerty	4	22	5.5	9	0
Martin	2	47	23.5	36	0
Scales	1	31	31.0	31	0
Tice	1	19	19.0	19	0
Brenner	1	17	17.0	17	0
Perriman	1	11	11.0	11	0
Turner	1	6	6.0	6	0

INTERCEPTIONS	NO	YDS	AVG	LG	TD
None					

PUNTING	NO	YDS	AVG	LG	IN20	TB
Barnhardt	3	90	30.0	38	0	0

PUNT RETURNS	NO	YDS	AVG	LG	TD
Buck	1	2	2.0	2	0

KICKOFF RET.	NO	YDS	AVG	LG	TD
Fenerty	2	33	16.5	18	0
Hilliard	1	21	21.0	21	0
Jordan	1	17	17.0	17	0
Heyward	1	14	14.0	14	0

TEAM STATISTICS	CHI	NO
Total First Downs	18	11
By Rushing	9	2
By Passing	8	7
By Penalty	1	2
Third Down: Md/Att.	5/16	2/13
Third Down: Eff.	31%	15%
Total Net Yards	365	193
Total Offensive Plays	71	54
Average Per Play	5.1	3.6
Net Yards Rushing	189	65
Total Rushing Plays	43	18
Avg. Per Rush	4.4	3.6
Net Yards Passing	176	128
Sacked/Yards Lost	2/12	2/25
Gross Yards Passing	188	153
Att.-Comp.-Int.	26-13-0	34-11-3
Completion Pct.	50.0	32.0
Punts/Average	2/27.5	3/30.0
Penalties/Yards	7/57	2/10
Fumbles/Lost	2/1	1/0
Field Goals	19, 22, 36, 21	41, 47, 42, 38

_ Denotes Converted Field Goal

Chicago Bears Starting Lineups

WR W. Davis	LE T. Armstrong
LT J. Covert	LT W. Perry
LG M. Bortz	RT S. McMichael
C J. Hilgenberg	RE R. Dent
RG T. Thayer	LLB R. Rivera
RT K. Van Horne	MLB M. Singletary
TE J. Thornton	RLB J. Morrissey
WR R. Morris	LCB D. Woolford
QB M. Tomczak	RCB V. Jackson
FB B. Muster	SS S. Gayle
RB N. Anderson	FS M. Carrier

New Orleans Saints Starting Lineups

WR E. Martin	LE R. Turnbull
LT K. Haverdink	NT R. Goff
LG J. Dombrowski	RE J. Wilks
C J. Hilgenberg	OLB R. Jackson
RG S. Trapilo	S S. Mills
RT S. Brock	ILB V. Johnson
TE H. Brenner	OLB P. Swilling
WR B. Perriman	LCB R. Massey
QB S. Walsh	RCB T. Cook
HB R. Mayes	SS B. Maxie
RB C. Heyward	FS G. Atkins

1990 NFC Divisional

New York Giants 31, Chicago Bears 3

January 13, 1991

Giants Stadium

Attendance: 77,025

Weather: 32 degrees; wind NW 13 mph

	1	2	3	4	Final
Chicago Bears	0	3	0	0	3
New York Giants	10	7	7	7	31

Team	Q	Play	CHI	NYG
NYG	1	Bahr 46-yard field goal	0	3
NYG	1	Baker 21-yard pass from Hostetler (Bahr kick)	0	10
CHI	2	Butler 33-yard field goal	3	10
NYG	2	Cross 5-yard pass from Hostetler (Bahr kick)	3	17
NYG	3	Hostetler 3-yard run (Bahr kick)	3	24
NYG	4	Carthon 1-yard run (Bahr kick)	3	31

FINAL INDIVIDUAL STATISTICS

Chicago Bears

RUSHING	NO	YDS	AVG	LG	TD
Anderson	12	19	1.6	9	0
Muster	4	8	2.0	3	0

RECEIVING	NO	YDS	AVG	LG	TD
Anderson	4	23	5.8	12	0
Davis	3	76	25.3	37	0
Thornton	3	28	9.3	18	0
Muster	3	21	7.0	20	0
Gentry	2	23	11.5	12	0
Morris	1	24	24.0	24	0
Kozlowski	1	10	10.0	10	0

INTERCEPTIONS	NO	YDS	AVG	LG	TD
None					

PUNTING	NO	YDS	AVG	LG	IN20	TB
Buford	2	84	42.0	50	1	0

PUNT RETURNS	NO	YDS	AVG	LG	TD
Bailey	2	3	1.5	2	0

KICKOFF RET.	NO	YDS	AVG	LG	TD
Bailey	2	61	30.5	44	0
Gentry	2	42	21.0	29	0
Rouse	1	9	9.0	9	0

PASSING (CHI)	ATT	COMP	YDS	PCT	TD	INT	LG	SK/YDS
Tomczak	36	17	205	47.2	0	2	37	0/0

PASSING (NYG)	ATT	COMP	YDS	PCT	TD	INT	LG	SK/YDS
Hostetler	17	10	112	58.8	2	0	25	3/18

New York Giants

RUSHING	NO	YDS	AVG	LG	TD
Anderson	21	80	3.8	10	0
Tillman	9	31	3.4	6	0
Carthon	8	19	2.4	5	1
Hostetler	6	43	7.2	11	1
Meggett	2	18	9.0	10	0
Hampton	2	3	1.5	3	0

RECEIVING	NO	YDS	AVG	LG	TD
Baker	3	58	19.3	25	1
Bavaro	3	25	8.3	11	0
Ingram	1	12	12.0	12	0
Mrosko	1	6	6.0	6	0
Anderson	1	6	6.0	6	0
Cross	1	5	5.0	5	1

INTERCEPTIONS	NO	YDS	AVG	LG	TD
Walls	1	37	37.0	37	0
Collins	1	11	11.0	11	0

PUNTING	NO	YDS	AVG	LG	IN20	TB
Landeta	3	122	40.7	51	0	0

PUNT RETURNS	NO	YDS	AVG	LG	TD
Meggett	1	13	13.0	13	0

KICKOFF RET.	NO	YDS	AVG	LG	TD
Ingram	1	18	18.0	18	0

TEAM STATISTICS	CHI	NYG
Total First Downs	11	23
By Rushing	0	16
By Passing	11	7
By Penalty	0	0
Third Down: Md/Att.	3/11	6/14
Third Down: Eff.	27%	43%
Total Net Yards	232	288
Total Offensive Plays	52	68
Average Per Play	4.5	4.2
Net Yards Rushing	27	194
Total Rushing Plays	16	48
Avg. Per Rush	1.7	4.0
Net Yards Passing	205	94
Sacked/Yards Lost	0/0	3/18
Gross Yards Passing	205	112
Att.-Comp.-Int.	36-17-2	17-10-0
Completion Pct.	47.2	58.8
Punts/Average	2/42.0	3/40.7
Penalties/Yards	4/30	2/15
Fumbles/Lost	0/0	1/1
Field Goals	3/3	4/6

_ Denotes Converted Field Goal

Chicago Bears Starting Lineups

WR W. Davis	LLE T. Armstrong
LT J. Covert	LT W. Perry
LG M. Bortz	RT S. McMichael
C J. Hilgenberg	RE R. Dent
RG T. Thayer	RLB R. Rivera
RT K. Van Horne	MLB M. Singletary
TE J. Thornton	RLB J. Morrissey
WR R. Morris	LCB D. Woolford
QB M. Tomczak	RCB V. Jackson
FB B. Muster	SS S. Gayle
RB N. Anderson	FS M. Carrier

New York Giants Starting Lineups

WR M. Ingram	LE J. Washington
LT J. Elliott	LT M. Fox
LG W. Roberts	RT E. Howard
C B. Oates	RE L. Marshall
RG E. Moore	LLB C. Banks
RT D. Riesenberg	MLB P. Johnson
TE M. Bavaro	RLB L. Taylor
WR S. Baker	LCB M. Collins
QB J. Hostetler	RCB E. Walls
RB O. Anderson	SS G. Jackson
FB M. Carthon	FS M. Guyton

1991 NFC First Round

Dallas Cowboys 17, Chicago Bears 13

December 29, 1991

Soldier Field

Attendance: 62,594

Weather: 35 degrees; wind NW 9 mph

	1	2	3	4	Final
Dallas Cowboys	10	0	7	0	17
Chicago Bears	0	3	3	7	13

Team	Q	Play	DAL	CHI
DAL	1	Willis 27-yard field goal	3	0
DAL	1	Smith 1-yard run (Willis kick)	10	0
CHI	2	Butler 19-yard field goal	10	3
CHI	3	Butler 43-yard field goal	10	6
DAL	3	Novacek 3-yard pass from Beuerlein (Willis kick)	17	6
CHI	4	Waddle 6-yard pass from Harbaugh (Butler kick)	17	13

TEAM STATISTICS	CHI	DAL
Total First Downs	26	15
By Rushing	12	6
By Passing	14	7
By Penalty	0	2
Third Down: Md/Att.	10/17	3/9
Third Down: Eff.	59%	33%
Total Net Yards	372	288
Total Offensive Plays	82	48
Average Per Play	4.5	6.0
Net Yards Rushing	150	108
Total Rushing Plays	34	30
Avg. Per Rush	4.4	3.6
Net Yards Passing	222	180
Sacked/Yards Lost	3/11	0/0
Gross Yards Passing	233	180
Att.-Comp.-Int.	45-23-2	18-9-0
Completion Pct.	51.1	50.0
Punts/Average	1/0.0	3/44.7
Penalties/Yards	4/16	2/16
Fumbles/Lost	1/1	2/0
Field Goals	19. 43	27. 38.

FINAL INDIVIDUAL STATISTICS

Chicago Bears

RUSHING	NO	YDS	AVG	LG	TD
Anderson	13	34	2.6	15	0
Lewis	9	65	7.2	11	0
Harbaugh	7	26	3.7	9	0
Muster	5	25	5.0	9	0

RECEIVING	NO	YDS	AVG	LG	TD
Waddle	9	104	11.6	19	1
Davis	7	79	11.3	17	0
Anderson	3	5	1.7	8	0
Lewis	2	18	9.0	11	0
Rivera	1	15	15.0	15	0
Thornton	1	12	12.0	12	0

INTERCEPTIONS	NO	YDS	AVG	LG	TD
None					

PUNTING	NO	YDS	AVG	LG	IN20	TB
Blocked	1					

PUNT RETURNS	NO	YDS	AVG	LG	TD
Woolford	2	5	2.5	5	0

KICKOFF RET.	NO	YDS	AVG	LG	TD
Lewis	3	44	14.7	26	0
Green	1	15	15.0	15	0

PASSING (CHI)	ATT	COMP	YDS	PCT	TD	INT	LG	SK/YDS
Harbaugh	44	22	218	50.0	1	2	19	3/11
Buford	1	1	15	100.0	0	0	15	0/0

PASSING (DAL)	ATT	COMP	YDS	PCT	TD	INT	LG	SK/YDS
Beuerlein	18	9	180	50.0	1	0	45	0/0

Dallas Cowboys

RUSHING	NO	YDS	AVG	LG	TD
Smith	26	105	4.0	18	1
Beuerlein	4	3	0.8	5	0

RECEIVING	NO	YDS	AVG	LG	TD
Irvin	4	83	20.8	25	0
Harper	3	88	29.3	45	0
Johnston	1	6	6.0	6	0
Novacek	1	3	3.0	3t	1

INTERCEPTIONS	NO	YDS	AVG	LG	TD
Bates	1	7	7.0	7	0
Brown	1	0	0.0	0	0

PUNTING	NO	YDS	AVG	LG	IN20	TB
Saxon	3	134	44.7	52	1	0

PUNT RETURNS	NO	YDS	AVG	LG	TD
None					

KICKOFF RET.	NO	YDS	AVG	LG	TD
Wright	1	18	18.0	18	0
Gant	1	16	16.0	16	0

_ Denotes Converted Field Goal47

Chicago Bears Starting Lineups

WR W. Davis	LE T. Armstrong
LT J. Wojciechowski	LT S. McMichael
LG M. Bortz	RT W. Perry
C J. Hilgenberg	RE R. Dent
RG T. Thayer	LLB R. Rivera
RT K. Van Horne	MLB M. Singletary
TE K. Jennings	RLB J. Morrissey
WR T. Waddle	LCB D. Woolford
QB J. Harbaugh	RCB L. Stinson
FB B. Muster	SS S. Gayle
RB N. Anderson	FS M. Carrier

Dallas Cowboys Starting Lineups

TE R. Awalt	LE T. Tolbert
LT M. Tuinei	LT T. Casillas
LG K. Gogan	RT R. Maryland
C M. Stepnoski	RE J. Jeffcoat
RG J. Gesek	SLB K. Norton
RT N. Newton	MLB J. Del Rio
TE J. Novacek	WLB V. Smith
TE A. Roberts	LCB I. Holt
WR M. Irvin	RCB L. Brown
QB S. Beuerlein	SS J. Washington
RB E. Smith	FS R. Horton

1994 NFC First Round

Chicago Bears 35, Minnesota Vikings 18

January 1, 1995

HHH Metrodome

Attendance: 60,347

Weather: Indoors

	1	2	3	4	Final
Chicago Bears	0	14	7	14	35
Minnesota Vikings	3	6	3	6	18

Team	Q	Play	CHI	MIN
MIN	1	Reveiz 29-yard field goal	0	3
CHI	2	Tillman 1-yard run (Butler kick)	7	3
CHI	2	Jennings 9-yard pass from Walsh (Butler kick)	14	3
MIN	2	Carter 4-yard pass from Moon (Two-pt failed)	14	9
CHI	3	Harris 29-yard run (Butler kick)	21	9
MIN	3	Reveiz 48-yard field goal	21	12
CHI	4	Graham 21-yard pass from Walsh (Butler kick)	28	12
MIN	4	Lee 11-yard pass from Moon (Two-pt failed)	28	18
CHI	4	Miniefield 48-yard fumble return (Butler kick)	35	18

TEAM STATISTICS	CHI	MIN
Total First Downs	18	22
By Rushing	5	3
By Passing	11	18
By Penalty	2	1
Third Down: Md/Att.	5/11	11/20
Third Down: Eff.	45%	55%
Total Net Yards	308	389
Total Offensive Plays	54	82
Average Per Play	5.7	4.7
Net Yards Rushing	94	49
Total Rushing Plays	30	19
Avg. Per Rush	3.1	2.6
Net Yards Passing	214	340
Sacked/Yards Lost	1/7	2/11
Gross Yards Passing	221	351
Att.-Comp.-Int.	23-15-1	61-33-2
Completion Pct.	65.2	54.1
Punts/Average	3/38.7	4/32.8
Penalties/Yards	6/30	11/85
Fumbles/Lost	1/1	3/2
Field Goals		29. 48

FINAL INDIVIDUAL STATISTICS

Chicago Bears

RUSHING	NO	YDS	AVG	LG	TD
Harris	13	67	5.2	29t	1
Tillman	11	19	1.7	8	1
Walsh	5	5	1.0	5	0
Graham	1	3	3.0	3	0

RECEIVING	NO	YDS	AVG	LG	TD
Graham	4	108	27.0	52	1
Conway	4	56	14.0	23	0
Harris	3	20	6.7	8	0
Carter	1	16	16.0	16	0
Jennings	1	9	9.0	9t	1
Tillman	1	7	7.0	7	0
Green	1	5	5.0	5	0

INTERCEPTIONS	NO	YDS	AVG	LG	TD
Lincoln	1	12	12.0	12	0
Minter	1	7	7.0	7	0

PUNTING	NO	YDS	AVG	LG	IN20	TB
Gardocki	3	116	38.7	45	1	0

PUNT RETURNS	NO	YDS	AVG	LG	TD
Graham	1	1	1.0	1	0

KICKOFF RET.	NO	YDS	AVG	LG	TD
Lewis	2	47	23.5	28	0
Green	1	18	18.0	18	0

PASSING (CHI)	ATT	COMP	YDS	PCT	TD	INT	LG	SK/YDS
Walsh	23	15	221	65.2	2	1	52	1/7

PASSING (MIN)	ATT	COMP	YDS	PCT	TD	INT	LG	SK/YDS
Moon	52	29	292	55.8	2	2	38	2/11
Salisbury	9	4	59	44.4	0	0	18	0/0

Minnesota Vikings

RUSHING	NO	YDS	AVG	LG	TD
Allen	12	27	2.3	10	0
Graham	4	13	3.3	9	0
Moon	2	9	4.5	9	0
Smith	1	0	0.0	0	0

RECEIVING	NO	YDS	AVG	LG	TD
Lee	11	159	14.5	38	1
Carter	8	61	7.6	19	1
P. Jordan	4	35	8.8	16	0
Reed	3	39	13.0	18	0
Ismail	3	29	9.7	20	0
S. Jordan	2	16	8.0	11	0
Palmer	1	11	11.0	11	0
Allen	1	1	1.0	1	0

INTERCEPTIONS	NO	YDS	AVG	LG	TD
Parker	1	10	10.0	10	0

PUNTING	NO	YDS	AVG	LG	IN20	TB
Saxon	4	131	32.8	34	3	0

PUNT RETURNS	NO	YDS	AVG	LG	TD
Palmer	0	0	0.0	0	0

KICKOFF RET.	NO	YDS	AVG	LG	TD
Smith	6	132	22.0	58	0

_ Denotes Converted Field Goal

Chicago Bears Starting Lineups

WR J. Graham	LE T. Armstrong
LT A. Heck	LT C. Simpson
LG T. Perry	RT C. Zorich
C J. Fontenot	RE A. Spellman
RG J. Leeuwenburg	WLB J. Cain
RT J. Williams	MLB D. Jones
TE M. Cook	SLB V. Smith
WR C. Conway	LCB D. Woolford
QB S. Walsh	RCB M. Douglass
FB R. Harris	SS S. Gayle
RB L. Tillman	FS M. Carrier

Minnesota Vikings Starting Lineups

TE S. Jordan	LE R. Harris
TE A. Jordan	LT H. Thomas
LT T. Steussie	RT J. Randle
LG R. McDaniel	RE J. Harris
C J. Christy	SLB C. Jenkins
RG B. Dafney	MLB J. Del Rio
RT C. Hinton	WLB E. McDaniel
TE J. Gerek	LCB A. Parker
WR C. Carter	RCB D. Washington
QB W. Moon	SS T. Scott
RB T. Allen	FS V. Glenn

1994 NFC Divisional

San Francisco 49ers 44, Chicago Bears 15

January 7, 1995

Candlestick Park

Attendance: 64,644

Weather: 60 degrees; wind S 17 mph

	1	2	3	4	Final
Chicago Bears	3	0	0	12	15
San Francisco 49ers	7	23	7	7	44

Team	Q	Play	CHI	SF
CHI	1	Butler 39-yard field goal	3	0
SF	1	Floyd 2-yard run (Brien kick)	3	7
SF	2	Jones 8-yard pass from Young (kick failed)	3	13
SF	2	Floyd 4-yard run (Brien kick)	3	20
SF	2	Brien 36-yard field goal	3	23
SF	2	Young 6-yard run (Brien kick)	3	30
SF	3	Floyd 1-yard run (Brien kick)	3	37
CHI	4	Flanigan 2-yard pass from Kramer (Two-pt failed)	9	37
SF	4	Walker 1-yard run (Brien kick)	9	44
CHI	4	Tillman 1-yard run (Two-pt failed)	15	44

FINAL INDIVIDUAL STATISTICS

Chicago Bears

RUSHING	NO	YDS	AVG	LG	TD
Harris	8	26	3.3	11	0
Tillman	6	5	0.8	3	1
Green	2	8	4.0	5	0
Walsh	1	0	0.0	0	0
T. Carter	1	0	0.0	0	0

RECEIVING	NO	YDS	AVG	LG	TD
Green	5	43	8.6	22	0
Wetnight	5	39	7.8	19	0
Harris	5	24	4.8	10	0
Graham	4	33	8.3	13	0
Waddle	3	49	16.3	20	0
Conway	3	25	8.3	9	0
Jennings	2	20	10.0	14	0
Tillman	1	4	4.0	4	0
Flanigan	1	2	2.0	2t	1

INTERCEPTIONS	NO	YDS	AVG	LG	TD
None					

PUNTING	NO	YDS	AVG	LG	IN20	TB
Gardocki	4	147	36.8	50	0	0

PUNT RETURNS	NO	YDS	AVG	LG	TD
Graham	0	0	0.0	0	0

KICKOFF RET.	NO	YDS	AVG	LG	TD
Lewis	5	125	25.0	32	0
Green	1	12	12.0	12	0

PASSING (CHI)	ATT	COMP	YDS	PCT	TD	INT	LG	SK/YDS
Kramer	28	19	161	67.9	1	0	20	4/31
Walsh	19	10	78	52.6	0	2	22	0/0

PASSING (SF)	ATT	COMP	YDS	PCT	TD	INT	LG	SK/YDS
Young	22	16	143	72.3	1	0	18	1/5
Grbac	4	2	47	50.0	0	0	44	0/0

San Francisco 49ers

RUSHING	NO	YDS	AVG	LG	TD
Watters	11	55	5.0	15	0
Floyd	10	25	2.5	5	3
Young	5	32	6.4	7	1
Grbac	4	-5	-1.3	0	0
D. Carter	3	20	6.7	23	0
Walker	3	3	1.0	2	1
Taylor	1	15	15.0	15	0

RECEIVING	NO	YDS	AVG	LG	TD
Jones	5	26	5.2	11	1
Taylor	4	51	12.8	15	0
Rice	4	48	12.0	18	0
Watters	3	18	6.0	11	0
D. Carter	1	44	44.0	44	0
Popson	1	3	3.0	3	0

INTERCEPTIONS	NO	YDS	AVG	LG	TD
Hanks	1	31	31.0	31	0
Davis	1	0	0.0	0	0

PUNTING	NO	YDS	AVG	LG	IN20	TB
Wilmsmeyer	2	77	38.5	39	0	1

PUNT RETURNS	NO	YDS	AVG	LG	TD
D. Carter	2	6	3.0	6	0

KICKOFF RET.	NO	YDS	AVG	LG	TD
Walker	1	14	14.0	14	0
D. Carter	1	10	10.0	10	0

TEAM STATISTICS	CHI	SF
Total First Downs	20	27
By Rushing	4	13
By Passing	13	11
By Penalty	3	3
Third Down: Md/Att.	8/16	4/9
Third Down: Eff.	50%	44%
Total Net Yards	247	330
Total Offensive Plays	69	64
Average Per Play	3.6	5.2
Net Yards Rushing	39	145
Total Rushing Plays	18	37
Avg. Per Rush	2.2	3.9
Net Yards Passing	208	185
Sacked/Yards Lost	4/31	1/5
Gross Yards Passing	239	190
Att.-Comp.-Int.	47-29-2	26-18-0
Completion Pct.	61.7	69.2
Punts/Average	4/36.8	2/38.5
Penalties/Yards	4/32	3/16
Fumbles/Lost	2/0	3/1
Field Goals	3	3

_ Denotes Converted Field Goal

Chicago Bears Starting Lineups

WR J. Graham	LE T. Armstrong
LT A. Heck	LT C. Simpson
LG T. Perry	RT C. Zorich
C J. Fontenot	RE A. Spellman
RG J. Leeuwenburg	WLB J. Cain
RT J. Williams	MLB D. Jones
TE K. Jennings	SLB V. Smith
WR C. Conway	LCB D. Woolford
QB S. Walsh	RCB J. Lincoln
FB R. Harris	SS S. Gayle
TE R. Wetnight	FS M. Carrier

San Francisco 49ers Starting Lineups

SE J. Taylor	LE D. Brown
LT S. Wallace	LT B. Young
LG J. Sapolu	RT D.Stubblefield
C B. Oates	RE R. Jackson
RG D. Deese	LLB L. Woodall
RT H. Barton	MLB G. Plummer
TE B. Jones	RLB K. Norton
FL J. Rice	LCB E. Davis
QB S. Young	RCB D. Sanders
RB R. Watters	SS T. McDonald
FB W. Floyd	FS M. Hanks

2001 NFC Divisional

Philadelphia Eagles 33, Chicago Bears 19

January 19, 2002

Soldier Field

Attendance: 66,944

Weather: 31 degrees; wind W 8 mph

	1	2	3	4	Final
Philadelphia Eagles	6	7	7	13	33
Chicago Bears	0	7	7	5	19

Team	Q	Play	PHI	CHI
PHI	1	Akers 34-yard field goal	3	0
PHI	1	Akers 23-yard field goal	6	0
CHI	2	Merritt 47-yard run (Edinger kick)	6	7
PHI	2	Martin 13-yard pass from McNabb (Akers kick)	13	7
CHI	3	Azumah 39-yard interception return (Edinger kick)	13	14
PHI	3	Staley 6-yard pass from McNabb (Akers kick)	20	14
CHI	4	Edinger 38-yard field goal	20	17
PHI	4	Akers 40-yard field goal	23	17
PHI	4	Akers 46-yard field goal	26	17
PHI	4	McNabb 5-yard run (Akers kick)	33	17
CHI	4	Safety, Landeta OB in end zone	33	19

FINAL INDIVIDUAL STATISTICS

Chicago Bears

RUSHING	NO	YDS	AVG	LG	TD
Thomas	15	36	2.4	6	0
Johnson	3	7	2.3	3	0
Allen	2	7	3.5	4	0
Merritt	1	47	47.0	47	1
White	1	15	15.0	15	0
Matthews	1	-1	-1.0	-1	0

RECEIVING

NO	YDS	AVG	LG	TD	
White	4	30	7.5	12	0
Booker	2	18	9.0	14	0
Terrell	2	18	9.0	11	0
Thomas	1	11	11.0	11	0
Allen	1	9	9.0	9	0
Baxter	1	3	3.0	3	0

INTERCEPTIONS

NO	YDS	AVG	LG	TD	
Azumah	1	39	39.0	39	1

PUNTING

NO	YDS	AVG	LG	IN20	TB	
Maynard	5	191	38.2	54	1	0

PUNT RETURNS

NO	YDS	AVG	LG	TD	
McQuarters	1	10	10.0	10	0
Johnson	1	3	3.0	3	0

KICKOFF RET.

NO	YDS	AVG	LG	TD	
Denson	6	120	20.0	24	0
Johnson	2	60	30.0	32	0

PASSING (CHI)

ATT	COMP	YDS	PCT	TD	INT	LG	SK/YDS	RATING
Matthews	17	8	66	47.1	0	2	12	17.9
Miller	5	3	23	60.0	0	1	14	31.7

PASSING (PHI)

ATT	COMP	YDS	PCT	TD	INT	LG	SK/YDS	RATING
McNabb	40	26	262	65.0	2	1	43	89.8

Philadelphia Eagles

RUSHING	NO	YDS	AVG	LG	TD
Staley	18	66	3.7	13	0
McNabb	8	37	4.6	14	1
Buckhalter	3	5	1.7	2	0
Reader	1	-1	-1.0	-1	0
Landeta	1	-20	-20.0	-20	0

RECEIVING

NO	YDS	AVG	LG	TD	
Staley	7	54	7.7	14	1
Thrash	5	73	14.6	43	0
Lewis	3	32	10.7	14	0
Martin	3	18	6.0	13	1
Thomason	2	39	19.5	30	0
Pinkston	2	19	9.5	13	0
Mitchell	2	14	7.0	8	0
Buckhalter	2	13	6.5	9	0

INTERCEPTIONS

NO	YDS	AVG	LG	TD	
Moore	1	18	18.0	18	0
Cook	1	15	15.0	15	0
Emmons	1	0	0.0	0	0

PUNTING

NO	YDS	AVG	LG	IN20	TB	
Landeta	4	166	41.5	49	1	0

PUNT RETURNS

NO	YDS	AVG	LG	TD	
Mitchell	2	27	13.5	15	0

KICKOFF RET.

NO	YDS	AVG	LG	TD	
Mitchell	4	84	21.0	30	0

TEAM STATISTICS

	CHI	PHI
Total First Downs	10	19
By Rushing	6	6
By Passing	2	13
By Penalty	2	0
Third Down: Md/Att.	5/14	4/15
Third Down: Eff.	36%	27%
Total Net Yards	184	336
Total Offensive Plays	47	73
Average Per Play	3.9	4.6
Net Yards Rushing	111	87
Total Rushing Plays	23	31
Avg. Per Rush	4.8	2.8
Net Yards Passing	73	249
Sacked/Yards Lost	2/16	2/13
Gross Yards Passing	89	262
Att.-Comp.-Int.	22-11-3	40-26-1
Completion Pct.	50.0	65.0
Punts/Average	5/38.2	4/41.5
Penalties/Yards	1/5	6/60
Fumbles/Lost	1/1	0/0
Field Goals	3	3
	23	23
	40	46

_ Denotes Converted Field Goal

Chicago Bears Starting Lineups

WR D. Terrell	LE B. Robinson
LT B. Brockermeyer	LT T. Washington
LG R. Tucker	RT K. Traylor
C O. Kreutz	RE P. Daniels
RG C. Villarrial	WLB W. Holdman
RT J. Williams	MLB B. Urlacher
TE F. Baxter	SLB R. Colvin
WR M. Booker	LCB R. McQuarters
QB J. Miller	RCB W. Harris
RB A. Thomas	SS T. Parrish
TE J. Davis	FS M. Brown

Philadelphia Eagles Starting Lineups

WR T. Pinkston	LE B. Whiting
LT T. Thomas	LT C. Simon
LG J. Welbourn	RT P. Gasmanis
C H. Fraley	RE H. Douglas
RG J. Mayberry	WLB M. Caldwell
RT J. Runyan	MLB J. Trotter
TE C. Lewis	SLB C. Emmons
WR J. Thrash	LCB T. Vincent
QB D. McNabb	RCB B. Taylor
RB D. Staley	FS B. Dawkins
FB C. Martin	SS D. Moore

2005 NFC Divisional

Carolina Panthers 29, Chicago Bears 21

January 15, 2006

Soldier Field

Attendance: 62,209

Weather: 40 degrees; wind SE 15 mph

	1	2	3	4	Final
Carolina Panthers	7	9	7	6	29
Chicago Bears	0	7	7	7	21

Team	Q	Play	CAR	CHI
CAR	1	Smith 58-yard pass from Delhomme (Kasay kick)	7	0
CAR	2	Kasay 20-yard field goal	10	0
CAR	2	Kasay 38-yard field goal	13	0
CHI	2	Peterson 1-yard run (Gould kick)	13	7
CAR	2	Kasay 37-yard field goal	16	7
CHI	3	Clark 1-yard pass from Grossman (Gould kick)	16	14
CAR	3	Smith 39-yard pass from Delhomme (Kasay kick)	23	14
CHI	4	McKie 3-yard run (Gould kick)	23	21
CAR	4	Mangum 1-yard pass from Delhomme (kick failed)	29	21

TEAM STATISTICS	CAR	CHI
Total First Downs	21	23
By Rushing	6	6
By Passing	14	11
By Penalty	1	6
Third Down: Md/Att.	5/12	3/13
Third Down: Eff.	42%	23%
Total Net Yards	434	282
Total Offensive Plays	65	69
Average Per Play	6.7	4.1
Net Yards Rushing	123	97
Total Rushing Plays	31	27
Avg. Per Rush	4.0	3.6
Net Yards Passing	311	185
Sacked/Yards Lost	1/8	1/7
Gross Yards Passing	319	192
Att.-Comp.-Int.	33-24-1	41-17-1
Completion Pct.	72.7	41.5
Punts/Average	5/41.2	7/35.1
Penalties/Yards	9/50	4/19
Fumbles/Lost	3/0	0/0
Field Goals	20, 38, 37	

FINAL INDIVIDUAL STATISTICS

Chicago Bears

RUSHING	NO	YDS	AVG	LG	TD
Jones	20	80	4.0	24	0
Peterson	5	9	1.8	5	1
Grossman	1	5	5.0	5	0
McKie	1	3	3.0	3t	1

RECEIVING	NO	YDS	AVG	LG	TD
Berrian	5	68	13.6	17	0
Muhammad	3	58	19.3	24	0
Jones	3	30	10.0	27	0
Gage	3	28	9.3	24	0
Clark	2	5	2.5	4	1
Peterson	1	3	3.0	3	0

INTERCEPTIONS	NO	YDS	AVG	LG	TD
Urlacher	1	20	20.0	20	0

PUNTING	NO	YDS	AVG	LG	IN20	TB
Maynard	7	246	35.1	54	0	0

PUNT RETURNS	NO	YDS	AVG	LG	TD
Vasher	2	1	0.5	6	0

KICKOFF RET.	NO	YDS	AVG	LG	TD
Davis	5	115	23.0	31	0
Peterson	1	17	17.0	17	0

PASSING (CHI)	ATT	COMP	YDS	PCT	TD	INT	LG	SK/YDS	RATING
Grossman	41	17	192	41.5	1	1	27	1/7	54.1

PASSING (CAR)	ATT	COMP	YDS	PCT	TD	INT	LG	SK/YDS	RATING
Delhomme	33	24	319	72.7	3	1	58t	1/8	120.6

Carolina Panthers

RUSHING	NO	YDS	AVG	LG	TD
Foster	16	54	3.4	17	0
Goings	10	34	3.4	10	0
Smith	3	26	8.7	22	0
Delhomme	2	9	4.5	9	0

RECEIVING	NO	YDS	AVG	LG	TD
Smith	12	218	18.2	58t	2
Proehl	3	28	9.3	11	0
Carter	2	43	21.5	29	0
Hoover	2	13	6.5	7	0
Goings	1	14	14.0	14	0
Colbert	1	9	9.0	9	0
Foster	1	3	3.0	3	0
Mangum	1	1	1.0	1t	1
Robertson	1	-10	-10.0	-10	0

INTERCEPTIONS	NO	YDS	AVG	LG	TD
Lucas	1	1	1.0	1	0

PUNTING	NO	YDS	AVG	LG	IN20	TB
Baker	5	206	41.2	47	3	1

PUNT RETURNS	NO	YDS	AVG	LG	TD
Smith	2	-1	-0.5	0	0

KICKOFF RET.	NO	YDS	AVG	LG	TD
Robertson	4	100	25.0	34	0

Chicago Bears Starting Lineups

WR M. Muhammad	LE A. Ogunleye
LT J. Tait	LT T. Harris
LG R. Brown	RT I. Scott
C O. Kreuzt	RE A. Brown
RG R. Garza	WLB L. Briggs
RT F. Miller	MLB B. Urlacher
TE D. Clark	SLB H. Hillenmeyer
WR J. Gage	LCB C. Tillman
QB R. Grossman	RCB N. Vasher
RB T. Jones	SS M. Brown
TE J. McKie	FS C. Harris

Carolina Panthers Starting Lineups

WR S. Smith	LE J. Peppers
LT T. Wharton	LT B. Buckner
LG M. Wahle	RT J. Carstens
C J. Mitchell	RE M. Rucker
RG T. Reyes	WLB W. Witherspoon
RT J. Gross	MLB D. Morgan
WR M. Gaines	SLB B. Short
WR K. Colbert	LCB C. Gamble
QB J. Delhomme	RCB K. Lucas
RB D. Foster	SS M. McCree
FB B. Hoover	FS M. Minter

HISTORY

2006 NFC Divisional

Chicago Bears 27, Seattle Seahawks 24 OT

January 14, 2007

Soldier Field

Attendance: 62,184

Weather: 32 degrees; wind N 8 mph

	1	2	3	4	OT	Final
Seattle Seahawks	0	14	10	0	0	24
Chicago Bears	7	14	0	3	3	27

Team	Q	Play	SEA	CHI
CHI	1	Jones 9-yard run (Gould kick)	0	7
SEA	2	Burleson 16-yard pass from Hasselbeck (Brown kick)	7	7
CHI	2	Berrian 68-yard pass from Grossman (Gould kick)	7	14
SEA	2	Alexander 4-yard run (Brown kick)	14	14
CHI	2	Jones 7-yard run (Gould kick)	14	21
SEA	3	Brown 40-yard field goal	17	21
SEA	3	Alexander 13-yard run (Brown kick)	24	21
CHI	4	Gould 41-yard field goal	24	24
CHI	5	Gould 49-yard field goal	24	27

TEAM STATISTICS	SEA	CHI
Total First Downs	18	21
By Rushing	12	8
By Passing	6	10
By Penalty	0	3
Third Down: Md/Att.	5/15	8/20
Third Down: Eff.	33%	40%
Total Net Yards	306	371
Total Offensive Plays	67	75
Average Per Play	4.6	4.9
Net Yards Rushing	127	120
Total Rushing Plays	31	34
Avg. Per Rush	4.1	3.5
Net Yards Passing	179	251
Sacked/Yards Lost	3/16	3/31
Gross Yards Passing	195	282
Att.-Comp.-Int.	33-18-1	38-21-1
Completion Pct.	54.5	55.2
Punts/Average	6/36.3	6/40.3
Penalties/Yards	4/16	5/40
Fumbles/Lost	0/0	4/1
Field Goals	4/0	4/49

FINAL INDIVIDUAL STATISTICS

Chicago Bears

RUSHING	NO	YDS	AVG	LG	TD
Jones	21	66	3.1	9	2
Benson	12	45	3.8	12	0
Davis	1	9	9.0	9	0

RECEIVING	NO	YDS	AVG	LG	TD
Berrian	5	105	21.0	68t	1
Davis	4	84	21.0	37	0
Muhammad	3	38	12.7	21	0
Benson	3	24	8.0	11	0
Jones	2	6	3.0	3	0
Clark	1	13	13.0	13	0
Bradley	1	5	5.0	5	0
Reid	1	5	5.0	5	0
McKie	1	2	2.0	2	0

INTERCEPTIONS	NO	YDS	AVG	LG	TD
R. Manning	1	6	6.0	6	0

PUNTING	NO	YDS	AVG	LG	IN20	TB
Maynard	6	242	40.3	51	1	1

PUNT RETURNS	NO	YDS	AVG	LG	TD
Hester	3	5	1.7	5	0

KICKOFF RET.	NO	YDS	AVG	LG	TD
Hester	3	53	17.7	20	0
Reid	1	20	20.0	20	0

PASSING (CHI)	ATT	COMP	YDS	PCT	TD	INT	LG	SK/YDS	RATING
Grossman	38	21	282	55.2	1	1	68t	3/31	76.9

PASSING (SEA)	ATT	COMP	YDS	PCT	TD	INT	LG	SK/YDS	RATING
Hasselbeck	33	18	195	54.5	1	1	24	3/16	69.6

Seattle Seahawks

RUSHING	NO	YDS	AVG	LG	TD
Alexander	26	108	4.2	13t	2
Morris	4	11	2.8	6	0
Hasselbeck	1	8	8.0	8	0

RECEIVING	NO	YDS	AVG	LG	TD
Jackson	4	49	12.3	24	0
Branch	4	48	12.0	22	0
Engram	3	32	10.7	16	0
Heller	3	20	6.7	10	0
Stevens	2	18	9.0	10	0
Burleson	1	16	16.0	16t	1
Alexander	1	12	12.0	0	0

INTERCEPTIONS	NO	YDS	AVG	LG	TD
Hunter	1	16	16.0	16	0

PUNTING	NO	YDS	AVG	LG	IN20	TB
Plackemeier	6	218	36.3	56	2	0

PUNT RETURNS	NO	YDS	AVG	LG	TD
Burleson	3	2	0.7	2	0

KICKOFF RET.	NO	YDS	AVG	LG	TD
Burleson	6	166	27.7	41	0

_ Denotes Converted Field Goal

Chicago Bears Starting Lineups

WR M. Muhammad	LE A. Ogunleye
LT J. Tait	LT Ta. Johnson
LG R. Brown	RT I. Scott
C O. Kreutz	RE A. Brown
RG R. Garza	WLB L. Briggs
RT F. Miller	MLB B. Urlacher
TE D. Clark	SLB H. Hillenmeyer
WR B. Berrian	LCB C. Tillman
QB R. Grossman	RCB N. Vasher
RB T. Jones	SS C. Harris
FB J. McKie	FS D. Manning

Seattle Seahawks Starting Lineups

WR D. Branch	LE B. Fisher
LT W. Jones	LT C. Darby
LG R. Sims	RT R. Bernard
C C. Spencer	RE G. Wistrom
RG C. Gray	WLB L. Hill
RT S. Locklear	MLB L. Tatupu
TE J. Stevens	SLB J. Peterson
TE W. Heller	LCB J. Babineaux
WR D. Jackson	RCB K. Jennings
QB M. Hasselbeck	SS M. Boulware
RB S. Alexander	FS K. Hamlin

2006 NFC Championship

Chicago Bears 39, New Orleans Saints 14

January 21, 2007

Soldier Field

Attendance: 61,817

Weather: 28 degrees; wind E 10 mph

	1	2	3	4	Final
New Orleans Saints	0	7	7	0	14
Chicago Bears	3	13	2	21	39

Team	Q	Play	NO	CHI
CHI	1	Gould 19-yard field goal	0	3
CHI	2	Gould 43-yard field goal	0	6
CHI	2	Gould 24-yard field goal	0	9
CHI	2	Jones 2-yard run (Gould kick)	0	16
NO	2	Colston 13-yard pass from Brees (Carney kick)	7	16
NO	3	Bush 88-yard pass from Brees (Carney kick)	14	16
CHI	3	Penalty of Brees enforced in end zone for safety	14	18
CHI	4	Berrian 33-yard pass from Grossman (Gould kick)	14	25
CHI	4	Benson 12-yard run (Gould kick)	14	32
CHI	4	Jones 15-yard run (Gould kick)	14	39

FINAL INDIVIDUAL STATISTICS

Chicago Bears

RUSHING	NO	YDS	AVG	LG	TD
Jones	19	123	6.5	33	2
Benson	24	60	2.5	12t	1
Davis	1	16	16.0	16	0
Grossman	2	-3	-1.5	-1	0

RECEIVING	NO	YDS	AVG	LG	TD
Berrian	5	85	17.0	33t	1
McKie	3	6	2.0	4	0
Clark	1	30	30.0	30	0
Muhammad	1	20	20.0	20	0
Gilmore	1	3	3.0	3	0

INTERCEPTIONS	NO	YDS	AVG	LG	TD
Vasher	1	0	0.0	0	0

PUNTING	NO	YDS	AVG	LG	IN20	TB
Maynard	7	332	47.4	66	4	1

PUNT RETURNS	NO	YDS	AVG	LG	TD
Hester	2	24	12.0	14	0

KICKOFF RET.	NO	YDS	AVG	LG	TD
Hester	3	39	13.0	19	0

PASSING (CHI)	ATT	COMP	YDS	PCT	TD	INT	LG	SK/YDS	RATING
Grossman	26	11	144	42.3	1	0	33t	0/0	73.2

PASSING (NO)	ATT	COMP	YDS	PCT	TD	INT	LG	SK/YDS	RATING
Brees	49	27	354	55.1	2	1	88t	3/35	83.2

New Orleans Saints

RUSHING	NO	YDS	AVG	LG	TD
Bush	4	19	4.8	12	0
McAllister	6	18	3.0	6	0
Karney	1	11	11.0	11	0
Brees	1	8	8.0	8	0

RECEIVING	NO	YDS	AVG	LG	TD
Bush	7	132	18.9	88t	1
Colston	5	63	12.6	29	1
Miller	4	31	7.8	12	0
Copper	3	29	9.7	14	0
McAllister	3	27	9.0	15	0
Henderson	2	57	28.5	40	0
Campbell	2	6	3.0	5	0
Karney	1	9	9.0	9	0

INTERCEPTIONS	NO	YDS	AVG	LG	TD
None					

PUNTING	NO	YDS	AVG	LG	IN20	TB
Weatherford	5	194	38.8	45	1	1

PUNT RETURNS	NO	YDS	AVG	LG	TD
Bush	3	10	3.3	8	0
Lewis	1	5	5.0	5	0

KICKOFF RET.	NO	YDS	AVG	LG	TD
Lewis	7	132	18.9	25	0

TEAM STATISTICS	NO	CHI
Total First Downs	15	18
By Rushing	3	12
By Passing	12	6
By Penalty	0	0
Third Down: Md/Att.	5/13	3/16
Third Down: Eff.	38%	19%
Total Net Yards	375	340
Total Offensive Plays	64	72
Average Per Play	5.9	4.7
Net Yards Rushing	56	196
Total Rushing Plays	12	46
Avg. Per Rush	4.7	4.3
Net Yards Passing	319	144
Sacked/Yards Lost	3/35	0/0
Gross Yards Passing	354	144
Att.-Comp.-Int.	49-27-1	26-11-0
Completion Pct.	55.1	42.3
Punts/Average	5/38.8	7/47.4
Penalties/Yards	7/47	1/5
Fumbles/Lost	4/3	1/0
Field Goals	47	19, 43.

_ Denotes Converted Field Goal

Chicago Bears Starting Lineups

WR M. Muhammad	LE A. Ogunleye
LT J. Tait	LT Ta. Johnson
LG R. Brown	RT I. Scott
C O. Kreutz	RE A. Brown
RG R. Garza	WLB L. Briggs
RT F. Miller	MLB B. Urlacher
TE D. Clark	DB R. Manning
WR B. Berrian	LCB C. Tillman
QB R. Grossman	RCB N. Vasher
RB T. Jones	SS C. Harris
FB J. McKie	FS D. Manning

New Orleans Saints Starting Lineups

WR M. Colston	LE C. Grant
LT J. Brown	LT H. Thomas
LG J. Nesbit	RT B. Young
C J. Faine	RE W. Smith
RG J. Evans	WLB S. Shanle
RT J. Stinchcomb	MLB M. Simoneau
TE M. Campbell	SLB S. Fujita
WR T. Copper	LCB M. McKenzie
QB D. Brees	RCB F. Thomas
RB D. McAllister	SS J. Bellamy
RB R. Bush	FS J. Bullocks

Super Bowl XLI

Indianapolis Colts 29, Chicago Bears 17

February 4, 2007

Dolphin Stadium

Attendance: 74,512

Weather: 67 degrees; wind N 10 mph, rain

	1	2	3	4	Final
Indianapolis Colts	6	10	6	7	29
Chicago Bears	14	0	3	0	17

Team	Q	Play	IND	CHI
CHI	1	Hester 92-yard kickoff return (Gould kick)	0	7
IND	1	Wayne 53-yard pass from Manning (kick aborted)	6	7
CHI	1	Muhammad 4-yard pass from Grossman (Gould kick)	6	14
IND	2	Vinatieri 29-yard field goal	9	14
IND	2	Rhodes 1-yard run (Vinatieri kick)	16	14
IND	3	Vinatieri 24-yard field goal	19	14
IND	3	Vinatieri 20-yard field goal	22	14
CHI	3	Gould 44-yard field goal	22	17
IND	4	Hayden 56-yard interception return (Vinatieri kick)	29	17

FINAL INDIVIDUAL STATISTICS

Chicago Bears

RUSHING	NO	YDS	AVG	LG	TD
Jones	15	112	7.5	52	0
Grossman	2	0	0.0	0	0
Benson	2	-1	-0.5	4	0

RECEIVING	NO	YDS	AVG	LG	TD
Clark	6	64	10.7	18	0
Berrian	4	38	9.5	14	0
Jones	4	18	4.5	14	0
Muhammad	3	35	11.7	22	1
McKie	2	8	4.0	4	0
Davis	1	2	2.0	2	0

INTERCEPTIONS	NO	YDS	AVG	LG	TD
C. Harris	1	6	6.0	6	0

PUNTING	NO	YDS	AVG	LG	IN20	TB
Maynard	5	226	45.2	58	0	1

PUNT RETURNS	NO	YDS	AVG	LG	TD
Hester	1	3	3.0	3	0

KICKOFF RET.	NO	YDS	AVG	LG	TD
Gilmore	2	12	6.0	9	0
Hester	1	92	92.0	92t	1
Davis	1	15	15.0	15	0
Peterson	1	10	10.0	10	0
Reid	1	9	9.0	9	0

PASSING (CHI)	ATT	COMP	YDS	PCT	TD	INT	LG	SK/YDS	RATING
Grossman	28	20	165	71.4	1	2	22	1/11	68.3

PASSING (IND)	ATT	COMP	YDS	PCT	TD	INT	LG	SK/YDS	RATING
Manning	38	25	247	65.7	1	1	53t	1/8	81.8

TEAM STATISTICS

	IND	CHI
--	-----	-----

Total First Downs	24	11
By Rushing	12	3
By Passing	11	8
By Penalty	1	0
Third Down: Md/Att.	8/18	3/10
Third Down: Eff.	44%	30%
Total Net Yards	430	265
Total Offensive Plays	81	48
Average Per Play	5.3	5.5
Net Yards Rushing	191	111
Total Rushing Plays	42	19
Avg. Per Rush	4.5	5.8
Net Yards Passing	239	154
Sacked/Yards Lost	1/8	1/11
Gross Yards Passing	247	165
Att.-Comp.-Int.	38-25-1	28-20-2
Completion Pct.	65.7	71.4
Punts/Average	4/40.5	5/45.2
Penalties/Yards	6/40	4/35
Fumbles/Lost	2/2	4/3
Field Goals	29, 36, 44	24, 20

Denotes Converted Field Goal

Chicago Bears Starting Lineups

WR M. Muhammad	LE A. Ogunleye
LT J. Tait	LT Ta. Johnson
LG R. Brown	RT I. Scott
C O. Kretz	RE A. Brown
RG R. Garza	WLB L. Briggs
RT F. Miller	MLB B. Urlacher
TE D. Clark	SLB H. Hillenmeyer
WR B. Berrian	LCB C. Tillman
QB R. Grossman	RCB N. Vasher
RB T. Jones	SS C. Harris
FB J. McKie	FS D. Manning

Indianapolis Colts Starting Lineups

WR R. Wayne	LE R. Mathis
LT T. Glenn	LT A. McFarland
LG R. Lilja	RT R. Brock
C J. Saturday	RE D. Freene
RG J. Scott	WLB C. June
RT R. Diem	MLB G. Brackett
TE D. Clark	SLB R. Morris
WR M. Harrison	LCB N. Harper
QB P. Manning	RCB J. David
RB J. Addai	SS A. Bethea
HB B. Utecht	FS B. Sanders

2010 NFC Divisional

Chicago Bears 35, Seattle Seahawks 24

January 16, 2011

Soldier Field

Attendance: 62,265

Weather: 24 degrees; wind WNW 4 mph

	1	2	3	4	Final
Seattle Seahawks	0	0	3	21	24
Chicago Bears	14	7	7	7	35

Team	Q	Play	SEA	CHI
CHI	1	Olsen 58-yard pass from Cutler (Gould kick)	0	7
CHI	1	Taylor 1-yard run (Gould kick)	0	14
CHI	2	Cutler 6-yard run (Gould kick)	0	21
CHI	3	Cutler 9-yard run (Gould kick)	0	28
SEA	3	Mare 30-yard field goal	3	28
SEA	4	Williams 2-yard pass from Hasselbeck (Mare kick)	10	28
CHI	4	K. Davis 39-yard pass from Cutler (Gould kick)	10	35
SEA	4	Williams 3-yard pass from Hasselbeck (Mare kick)	17	35
SEA	4	Stokley 9-yard pass from Hasselbeck (Mare kick)	24	35

TEAM STATISTICS	SEA	CHI
Total First Downs	18	21
By Rushing	1	11
By Passing	14	10
By Penalty	3	0
Third Down: Md/Att.	3/14	10/18
Third Down: Eff.	21%	56%
Total Net Yards	276	437
Total Offensive Plays	60	77
Average Per Play	4.6	5.7
Net Yards Rushing	34	176
Total Rushing Plays	12	45
Avg. Per Rush	2.8	3.9
Net Yards Passing	242	261
Sacked/Yards Lost	2/16	3/13
Gross Yards Passing	258	274
Att.-Comp.-Int.	46-26-0	29-15-1
Completion Pct.	56.5	51.7
Punts/Average	9/35.0	5/39.0
Penalties/Yards	3/20	8/71
Fumbles/Lost	1/0	2/0
Field Goals	3/0	0/0

FINAL INDIVIDUAL STATISTICS

Chicago Bears

RUSHING	NO	YDS	AVG	LG	TD
Forté	25	80	3.2	11	0
Taylor	11	44	4.0	11	1
Cutler	8	43	5.4	21	2
Bennett	1	9	9.0	9	0

RECEIVING	NO	YDS	AVG	LG	TD
Knox	4	48	12.0	18	0
Olsen	3	113	37.7	58t	1
Forté	3	54	18.0	26	0
K. Davis	2	42	21.0	39t	1
Hester	2	4	2.0	6	0
Bennett	1	13	13.0	13	0

INTERCEPTIONS	NO	YDS	AVG	LG	TD
None					

PUNTING	NO	YDS	AVG	LG	IN20	TB
Maynard	5	195	39.0	47	3	0

PUNT RETURNS	NO	YDS	AVG	LG	TD
Hester	2	30	15.0	26	0

KICKOFF RET.	NO	YDS	AVG	LG	TD
Manning	1	18	18.0	18	0
Hester	1	6	6.0	6	0
Knox	1	0	0.0	0	0

PASSING (CHI)	ATT	COMP	YDS	PCT	TD	INT	LG	SK/YDS	RATING
Cutler	28	15	274	53.6	2	0	58t	3/13	111.3
Forté	1	0	0	0.0	0	1	0	0/0	0.0

PASSING (SEA)	ATT	COMP	YDS	PCT	TD	INT	LG	SK/YDS	RATING
Hasselbeck	46	26	258	56.5	3	0	46	2/16	94.3

Seattle Seahawks

RUSHING	NO	YDS	AVG	LG	TD
Tate	1	13	13.0	13	0
Forsett	4	9	2.3	8	0
Washington	1	9	9.0	9	0
Lynch	4	2	0.5	4	0
Robinson	1	1	1.0	1	0
Hasselbeck	1	0	0.0	0	0

RECEIVING	NO	YDS	AVG	LG	TD
Stokley	8	85	10.6	21	1
Obomanu	4	68	17.0	46	0
Williams	4	15	3.8	7	2
Morrah	3	25	8.3	10	0
Forsett	3	25	8.3	16	0
Carlson	1	14	14.0	14	0
Martin	1	13	13.0	13	0
Washington	1	10	10.0	10	0
Robinson	1	3	3.0	3	0

INTERCEPTIONS	NO	YDS	AVG	LG	TD
Curry	1	23	23.0	23	0

PUNTING	NO	YDS	AVG	LG	IN20	TB
Ryan	9	315	35.0	42	1	0

PUNT RETURNS	NO	YDS	AVG	LG	TD
Tate	1	11	11.0	11	0

KICKOFF RET.	NO	YDS	AVG	LG	TD
Washington	5	143	28.6	62	0

_ Denotes Converted Field Goal

Chicago Bears Starting Lineups

WR J. Knox	LE I. Donijie
LT F. Omiyale	DT T. Harris
LG C. Williams	NT A. Adams
C O. Kreuzt	RE J. Peppers
RG R. Garza	WLB L. Briggs
RT J. Webb	MLB B. Urlacher
TE G. Olsen	LCB T. Jennings
WR D. Hester	RCB C. Tillman
QB J. Cutler	SS D. Manning
RB M. Forté	FS C. Harris
FB B. Manumaleuna	N D. Moore

Seattle Seahawks Starting Lineups

WR B. Obomanu	LE C. Clemons
LT R. Okung	LT B. Mebane
LG T. Polunbus	RT C. Cole
C C. Spencer	RE K. Balmer
RG M. Gibson	OLB D. Hawthorne
RT S. Locklear	MLB L. Tatupu
WR B. Stokley	OLB A. Curry
WR M. Williams	LCB M. Trufant
QB M. Hasselbeck	RCB K. Jennings
RB L. Washington	SS L. Milloy
RB J. Forsett	FS E. Thomas

2010 NFC Championship

Green Bay Packers 21, Chicago Bears 14

January 23, 2011

Soldier Field

Attendance: 62,377

Weather: 20 degrees; wind SE 14 mph

	1	2	3	4	Final
Green Bay Packers	7	7	0	7	21
Chicago Bears	0	0	0	14	14

Team	Q	Play	GB	CHI
GB	1	Rodgers 1-yard run (Crosby kick)	7	0
GB	2	Stark 4-yard run (Crosby kick)	14	0
CHI	4	Taylor 1-yard run (Gould kick)	14	7
GB	4	Raji 18-yard interception return (Crosby kick)	21	7
CHI	4	Bennett 35-yard pass from Hanie (Gould kick)	21	14

FINAL INDIVIDUAL STATISTICS

Chicago Bears

RUSHING	NO	YDS	AVG	LG	TD
Forté	17	70	4.1	14	0
Cutler	2	10	5.0	9	0
Hanie	1	3	3.0	3	0
Taylor	3	2	0.7	4	1
Bennett	1	-2	-2.0	-2	0

RECEIVING	NO	YDS	AVG	LG	TD
Forté	10	90	9.0	24	0
Bennett	3	45	15.0	35t	1
Olsen	3	30	10.0	13	0
Knox	2	56	28.0	32	0
Taylor	1	12	12.0	12	0

INTERCEPTIONS	NO	YDS	AVG	LG	TD
Urlacher	1	39	39.0	39	0
Briggs	1	4	4.0	4	0

PUNTING	NO	YDS	AVG	LG	IN20	TB
Maynard	9	334	37.1	48	2	1

PUNT RETURNS	NO	YDS	AVG	LG	TD
Hester	3	16	5.3	11	0
Bennett	1	22	22.0	22	0

KICKOFF RET.	NO	YDS	AVG	LG	TD
Hester	1	24	24.0	24	0
R. Davis	1	16	16.0	16	0
Manning	1	15	15.0	15	0
K. Davis	1	8	8.0	8	0

PASSING (CHI)	ATT	COMP	YDS	PCT	TD	INT	LG	SK/YDS	RATING
Hanie	20	13	153	65.0	1	2	35t	0/0	65.2
Cutler	14	6	80	42.8	0	1	24	2/15	31.8
Collins	4	0	0	0.0	0	0	0	0/0	39.6

PASSING (GB)	ATT	COMP	YDS	PCT	TD	INT	LG	SK/YDS	RATING
Rodgers	30	17	244	56.6	0	2	26	1/8	55.4

Green Bay Packers

RUSHING	NO	YDS	AVG	LG	TD
Starks	22	74	3.4	16	1
Rodgers	7	39	5.6	25	1
Jackson	2	5	2.5	10	0
Kuhn	1	2	2.0	2	0

RECEIVING	NO	YDS	AVG	LG	TD
Jennings	8	130	16.3	26	0
Nelson	4	67	16.8	22	0
Jackson	1	16	16.0	16	0
Jones	1	10	10.0	10	0
Driver	1	9	9.0	9	0
Kuhn	1	6	6.0	6	0
Starks	1	6	6.0	6	0

INTERCEPTIONS	NO	YDS	AVG	LG	TD
Shields	2	40	20.0	32	0
Raji	1	18	18.0	18t	1

PUNTING	NO	YDS	AVG	LG	IN20	TB
Masthay	8	334	41.8	65	5	1

PUNT RETURNS	NO	YDS	AVG	LG	TD
Williams	3	13	4.3	11	0

KICKOFF RET.	NO	YDS	AVG	LG	TD
Starks	2	30	15.0	18	0
Woodson	1	14	14.0	14	0

TEAM STATISTICS

	GB	CHI
Total First Downs	23	17
By Rushing	9	5
By Passing	11	11
By Penalty	3	1
Third Down: Md/Att.	2/11	1/13
Third Down: Eff.	18%	8%
Total Net Yards	356	301
Total Offensive Plays	63	64
Average Per Play	5.7	4.7
Net Yards Rushing	120	83
Total Rushing Plays	32	24
Avg. Per Rush	3.8	3.5
Net Yards Passing	236	218
Sacked/Yards Lost	1/8	2/15
Gross Yards Passing	244	233
Att.-Comp.-Int.	30-17-2	38-19-3
Completion Pct.	56.6	50.0
Punts/Average	8/41.8	9/37.1
Penalties/Yards	6/40	9/89
Fumbles/Lost	2/0	1/0

Field Goals

_ Denotes Converted Field Goal

Chicago Bears Starting Lineups

WR J. Knox	LE I. Idonije
LT F. Omiyale	DT T. Harris
LG C. Williams	NT A. Adams
C O. Kreuzt	RE J. Peppers
RG R. Garza	WLB L. Briggs
RT J. Webb	MLB B. Urlacher
TE G. Olsen	SLB P. Tinoisamoa
WR D. Hester	LCB T. Jennings
QB J. Cutler	RCB C. Tillman
RB M. Forté	SS D. Manning
FB B. Manumaleuna	FS C. Harris

Green Bay Packers Starting Lineups

WR G. Jennings	NT B. Raji
LT C. Clifton	RE H. Green
LG D. Colledge	LOLB C. Matthews
C S. Wells	LILB A. Hawk
RG J. Sitton	RILB D. Bishop
RT B. Bulaga	ROLB E. Walden
TE D. Lee	LCB C. Woodson
WR J. Nelson	RCB T. Williams
QB A. Rodgers	SS S. Shields
FB Q. Johnson	FS N. Collins
RB J. Starks	

2018 Wild Card Round Philadelphia Eagles 16, Chicago Bears 15
 January 6, 2019 Soldier Field Attendance: 62,462 Weather: 39 degrees; wind ENE 12 mph

	1	2	3	4	Final
Philadelphia Eagles	3	0	7	6	16
Chicago Bears	0	6	0	9	15

Team	Q	Time	Play	PHI	CHI
Phi	1	9:32	J. Elliott 43-yard field goal	3	0
Chi	2	9:38	C. Parkey 36-yard field goal	3	3
Chi	2	0:00	C. Parkey 29-yard field goal	3	6
Phi	3	5:20	D. Goedert 10-yard pass from N.Foles	10	6
Chi	4	14:13	C. Parkey 34-yard field goal	10	9
Chi	4	9:04	A. Robinson II 22-yard pass from M.Trubisky	10	15
Phi	4	0:56	G. Tate 2-yard pass from N.Foles	16	15

FINAL INDIVIDUAL STATISTICS

Chicago Bears

RUSHING	NO	YDS	AVG	LG	TD
Howard	10	35	3.5	12	0
Gabriel	2	20	10.0	21	0
Trubisky	3	9	3.0	6	0
Cunningham	1	2	2.0	2	0
Cohen	1	0	0.0	0	0
Mizzell	1	-1	-1.0	-1	0

RECEIVING	NO	YDS	AVG	LG	TD
Robinson II	10	143	14.3	45	1
Gabriel	4	37	9.3	19	0
Miller	3	34	11.3	23	0
Cohen	3	27	9.0	19	0
Shaheen	3	13	4.3	7	0
Brauneccker	2	15	7.5	9	0
Bellamy	1	34	34.0	34	0

INTERCEPTIONS	NO	YDS	AVG	LG	TD
Smith	1	0	0.0	0	0
Amos	1	0	0.0	0	0

PUNTING	NO	YDS	AVG	LG	IN20	TB
O'Donnell	6	243	40.5	49	4	0

PUNT RETURNS	NO	YDS	AVG	FC	TD
Cohen	0	0	0.0	4	0

KICKOFF RET.	NO	YDS	AVG	LG	TD
Bellamy	2	30	15.0	0	0
Cohen	1	35.0	35.0	35	0

PASSING (CHI)	ATT	COMP	YDS	PCT	TD	INT	LG	SK/YDS	RATING
Trubisky	43	26	303	60.1	1	0	45	2/12	89.6

PASSING (PHI)	ATT	COMP	YDS	PCT	TD	INT	LG	SK/YDS	RATING
Foles	40	25	266	62.5	2	2	30	1/8	77.7

Philadelphia Eagles

RUSHING	NO	YDS	AVG	LG	TD
Sproles	13	21	1.6	10	0
Smallwood	8	20	2.5	10	0
Adams	1	2	2.0	2	0
Foles	1	-1	-1.0	-1	0

RECEIVING	NO	YDS	AVG	LG	TD
Jeffery	6	82	13.7	30	0
Ertz	5	52	10.4	17	0
Tate	5	46	9.2	28	1
Agholor	3	32	10.7	13	0
Goedert	2	20	10.0	10	1
Smallwood	2	20	10.0	22	0
Sproles	2	14	7.0	10	0

INTERCEPTIONS	NO	YDS	AVG	LG	TD
None					

PUNTING	NO	YDS	AVG	LG	IN20	TB
Johnson	5	226	45.2	53	1	0

PUNT RETURNS	NO	YDS	AVG	LG	TD
Sproles	1	-1	-1.0	-1	0

KICKOFF RET.	NO	YDS	AVG	LG	TD
Scott	2	35	17.5	21	0

TEAM STATISTICS PHI CHI

Total First Downs	21	17
By Rushing	2	3
By Passing	17	12
By Penalty	2	2

Third Down: Md/Att.	6/13	5/16
Third Down: Eff.	46%	31%

Total Net Yards	300	356
Total Offensive Plays	64	63
Average Per Play	4.7	5.7

Net Yards Rushing	42	65
Total Rushing Plays	23	18
Avg. Per Rush	1.8	3.6

Net Yards Passing	258	291
Sacked/Yards Lost	1/8	2/12
Gross Yards Passing	266	303
Att.-Comp.-Int.	40-25-2	43-26-0
Completion Pct.	62.5	60.1

Punts/Average	5/45.2	6/40.5
----------------------	---------------	---------------

Penalties/Yards	3/25	3/52
------------------------	-------------	-------------

Fumbles/Lost	0/0	0/0
---------------------	------------	------------

Field Goals	4/3	36/29
		34/43

_ Denotes Converted Field Goal

Chicago Bears Starting Lineups

TE A. Shaheen	DT A. Hicks
RT B. Massie	NT E. Goldman
RG K. Long	N D. Bush
C C. Whitehair	OLB K. Mack
LG J. Daniels	ILB D. Trevathan
LT C. Leno Jr.	ILB R. Smith
QB M. Trubisky	OLB L. Floyd
RB J. Howard	CB K. Fuller
TE B. Brauneccker	S S. McManus
WR T. Gabriel	S A.Amos
WR A. Robinson II	CB P. Amukamara

Philadelphia Eagles Starting Lineups

WR A. Jeffery	DE M. Bennett
LT J. Peters	DT T. Jernigan
LG I. Seumalo	DT F. Cox
C J. Kelce	DE B. Graham
RG B. Brooks	OLB K. Grugier-Hill
RT L. Johnson	MLB J. Hicks
TE Z. Ertz	OLB N. Bradham
WR N. Agholor	CB R. Douglas
WR G. Tate	S C. Graham
RB W. Smallwood	S M. Jenkins
QB N. Foles	CB A. Maddox

HISTORY

2020 Wild Card Round

New Orleans Saints 21, Chicago Bears 9

January 10, 2021

Mercedes-Benz Superdome

Attendance: 3,000

Weather: Dome

	1	2	3	4	Final
Chicago Bears	0	3	0	6	9
New Orleans	7	0	7	7	21

Team	Q	Time	Play	CHI	NO
Saints	1	5:09	M.Thomas 11 yd. pass from D.Brees (W. Lutz Kick)	0	7
Bears	2	8:06	C.Santos 36 yd. field goal	3	7
Saints	3	4:08	L.Murray 6 yd. pass from D.Brees (W.Lutz kick)	3	14
Saints	4	8:50	A.Kamara 3 yd. run (W.Lutz kick)	3	21
Bears	4	0:00	J.Graham 19 yd. pass from M.Trubisky	9	21

FINAL INDIVIDUAL STATISTICS

Chicago Bears

RUSHING				
	NO	YDS	LG	TD
D.Montgomery	12	31	0	6
M.Trubisky	3	10	0	7
D.Carter	1	3	0	3
A.Miller	1	2	0	2
C.Patterson	1	2	0	2
R.Nall	1	0	0	0

RECEIVING				
	NO	YDS	TD	LG
A.Robinson	6	55	0	21
R.Ridley	2	36	0	18
J.Wims	1	28	0	28
J.Graham	2	25	1	19
A.Miller	2	22	0	11
D.Carter	3	17	0	8
C.Kmet	3	16	0	9

INTERCEPTIONS					
	NO	YDS	AVG	LG	TD
None					

PUNTING						
	NO	YDS	AVG	LG	IN20	TB
O'Donnell	7	281	40.1	49	2	0

PUNT RETURNS					
	NO	YDS	AVG	FC	TD
D. Carter	0	0	0	3	0

KICKOFF RET.					
	NO	YDS	AVG	LG	TD
C. Patterson	2	68	34.0	42	0

PASSING (CHI)									
	ATT	COMP	YDS	PCT	TD	INT	LG	SK/YDS	RATING
Trubisky	29	19	199	65.6	1	0	28	1/8	96.8

PASSING (NO)									
	ATT	COMP	YDS	PCT	TD	INT	LG	SK/YDS	RATING
Brees	39	28	265	71.8	2	0	38	0/0	107.3

New Orleans Saints

RUSHING				
	NO	YDS	LG	TD
A.Kamara	23	99	1	25
T.Hill	4	15	0	10
L.Murray	4	9	0	4
D.Brees	3	2	0	2
D.Harris	1	-2	0	-2

RECEIVING				
	NO	YDS	TD	LG
D.Harris	7	83	0	24
M.Thomas	5	73	1	38
J.Cook	4	40	0	12
A.Kamara	2	17	0	10
M.Burton	2	15	0	9
L.Humphrey	1	14	0	14
L.Murray	2	11	1	6
T.Hill	2	5	0	5
A.Trautman	1	4	0	4
E.Sanders	2	3	0	3

INTERCEPTIONS					
	NO	YDS	AVG	LG	TD
None					

PUNTING						
	NO	YDS	AVG	LG	IN20	TB
Morstead	3	106	35.3	45	2	0

PUNT RETURNS					
	NO	YDS	AVG	LG	TD
D. Harris	3	22	7.3	11	0

KICKOFF RET.					
	NO	YDS	AVG	LG	TD
TB	2	0	0	0	0

TEAM STATISTICS		CHI	NO
Total First Downs		11	27
By Rushing		3	8
By Passing		8	14
By Penalty		0	5
Third Down: Md/Att.	1/10	11/17	
Third Down: Eff.	10%	65%	
Total Net Yards		239	385
Total Offensive Plays		49	75
Average Per Play		4.9	5.1
Net Yards Rushing		48	123
Total Rushing Plays		19	35
Avg. Per Rush		2.5	3.5
Net Yards Passing		191	262
Sacked/Yards Lost		1/8	1/3
Gross Yards Passing		199	265
Att.-Comp.-Int.		29-19-0	39-28-0
Completion Pct.		65.5	71.8
Punts/Average		7/40.1	3/35.3
Penalties/Yards		9/50	4/20
Fumbles/Lost		0/0	1/1
Field Goals		36	

Chicago Bears Starting Lineups

WR	A. Robinson	DT	A. Hicks
WR	A. Miller	NT	B. Michols
LT	C. Leno	DE	B. Urban
LG	C. Whitehair	OLB	K. Mack
C	S. Mustipher	ILB	M. Te'o
RG	A. Bars	ILB	D. Trevathan
RT	B. Massie	OLB	R. Quinn
QB	M. Trubisky	CB	K. Fuller
RB	D. Montgomery	S	E. Jackson
TE	C. Kmet	S	Ta. Gipson
WR	R. Ridley	CB	K. Vildor

New Orleans Saints Starting Lineups

WR	M. Thomas	DE	M. Davenport
LT	T. Armstead	DT	M. Brown
LG	A. Peat	DT	D. Onyemata
C	E. McCoy	DE	C. Jordan
RG	C. Ruiz	LB	A. Anzalane
RT	R. Ramczyk	LB	D. Davis
QB	D. Brees	CB	C. G-Johnson
TE	J. Cook	CB	J. Jenkins
TE	T. Hill	SS	M. Jenkins
WR	E. Sanders	FS	M. Williams
RB	L. Murray	CB	M. Lattimore

1920 (10-1-2, .909)

George S. Halas - Coach Decatur

	Staleys	Opp
0 3 Moline Tractors	W	20 0
0 10 Kewanee Walworths	W	25 7
0 17 @ Rock Island Indep.	W	7 0
0 24 @ Chicago Tigers	W	10 0
0 31 @ Rockford AC	W	29 0
N 7 @ Rock Island Indep.	T	0 0
N 11 @ Champaign Am. Leg.	W	20 0
N 14 @ Minneapolis Marines	W	3 0
N 21 Hammond Pros	W	28 7
N 25 @ Chicago Tigers	W	6 0
N 28 @ Chicago Cardinals	L	6 7
D 5 @ Chicago Cardinals	W	10 0
D 12 Akron Pros	T	0 0
		164 21

1921 (9-1-1, .900)

George S. Halas - Coach Chicago

	Staleys	Opp
0 10 Rock Island Indep.	W	14 10
0 16 Rochester Jeffersons	W	16 13
0 23 Dayton Triangles	W	7 0
N 6 Detroit Tigers	W	20 9
N 13 Rock Island Indep.	W	3 0
N 20 Cleveland Indians	W	22 7
N 24 Buffalo All-Americans	L	6 7
N 27 Green Bay Packers	W	20 0
D 4 Buffalo All-Americans	W	10 7
D 11 Canton Bulldogs	W	10 0
D 18 Chicago Cardinals	T	0 0
		128 53

1922 (9-3, .750)

George S. Halas - Coach Bears Opp

0 1 @ Racine Legion	W	6 0
0 8 @ Rock Island Indep.	W	10 6
0 15 Rochester Jeffersons	W	7 0
0 22 Buffalo All-Americans	W	7 0
0 29 Canton Bulldogs	L	6 7
N 5 Dayton Triangles	W	9 0
N 12 Oorang Indians	W	33 6
N 19 Rock Island Indep.	W	3 0
N 26 Akron Pros	W	20 10
N 30 @ Chicago Cardinals	L	0 6
D 3 Toledo Maroons	W	22 0
D 10 @ Chicago Cardinals	L	0 9
		123 44

Black box indicates World Championship.

1923 (9-2-1, .818)

George S. Halas - Coach Bears Opp

S 30 @ Rock Island Indep.	L	0 3
0 7 @ Racine Legion	W	3 0
0 14 @ Green Bay Packers	W	3 0
0 21 Canton Bulldogs	L	0 6
0 28 Buffalo All-Americans	W	18 3
N 4 Oorang Indians	W	26 0
N 11 Akron Pros	W	20 6
N 18 Rock Island Indep.	W	7 3
N 25 Hammond Pros	W	14 7
N 29 Chicago Cardinals	W	3 0
D 2 Milwaukee Badgers	T	0 0
D 9 Rock Island Indep.	W	29 7
		123 35

1924 (6-1-4, .857)

George S. Halas - Coach Bears Opp

S 28 @ Rock Island Indep.	T	0 0
0 5 @ Cleveland Bulldogs	L	14 16
0 12 Racine Legion	T	10 10
0 19 Chicago Cardinals	W	6 0
0 26 Frankford YelJackets	W	33 3
N 2 Rock Island Indep.	T	3 3
N 9 Columbus Tigers	W	12 6
N 16 Racine Legion	T	3 3
N 23 Green Bay Packers	W	3 0
N 27 @ Chicago Cardinals	W	21 0
N 30 Milwaukee Badgers	W	31 14
		136 55

1925 (9-5-3, .643)

George S. Halas - Coach Bears Opp

S 20 @ Rock Island Indep.	T	0 0
S 27 @ Green Bay Packers	L	10 14
0 4 Detroit Panthers	T	0 0
0 11 Hammond Pros	W	28 7
0 18 Cleveland Bulldogs	W	7 0
0 25 @ Chicago Cardinals	L	0 9
N 1 Rock Island Indep.	W	6 0
N 8 Frankford YelJackets	W	19 0
N 15 Detroit Panthers	W	14 0
N 22 Green Bay Packers	W	21 0
N 26 Chicago Cardinals	T	0 0
N 29 Columbus Tigers	W	14 13
D 5 @ Frankford YelJackets	W	14 7
D 6 @ New York Giants	W	19 7
D 9 @ Providence Ste. Rol.	L	6 9
D 12 @ Detroit Panthers	L	0 21
D 13 New York Giants	L	0 9
		158 96

1926 (12-1-3, .923)

George S. Halas - Coach Bears Opp

S 19 @ Milwaukee Badgers	W	10 7
S 26 @ Green Bay Packers	T	6 6
0 3 @ Detroit Panthers	W	10 7
0 10 New York Giants	W	7 0
0 17 Chicago Cardinals	W	16 0

0 24 Duluth Eskimos	W	24 6
0 31 Akron Indians	W	17 0
N 7 Louisville Colonels	W	34 0
N 11 @ Chicago Cardinals	W	10 0
N 14 Milwaukee Badgers	W	10 7
N 21 Green Bay Packers	W	19 13
N 25 Chicago Cardinals	T	0 0
N 28 Canton Bulldogs	W	35 0
D 3 @ Frankford YelJackets	L	6 7
D 12 Pottsville Maroons	W	9 7
D 19 Green Bay Packers	T	3 3
		216 63

1927 (9-3-2, .750)

George S. Halas - Coach Bears Opp

S 25 @ Chicago Cardinals	W	9 0
0 2 @ Green Bay Packers	W	7 6
0 16 New York Yankees	W	12 0
0 23 Cleveland Bulldogs	W	14 12
0 30 Dayton Triangles	W	14 6
N 6 Providence Ste. Rol.	T	0 0
N 8 @ New York Yankees	L	6 26
N 13 Pottsville Maroons	W	30 12
N 20 Green Bay Packers	W	14 6
N 24 Chicago Cardinals	L	0 3
N 27 @ New York Giants	L	7 13
D 3 @ Frankford YelJackets	T	0 0
D 4 Frankford YelJackets	W	9 0
D 11 Duluth Eskimos	W	27 0
		149 84

1928 (7-5-1, .636)

George S. Halas - Coach Bears Opp

S 23 @ Chicago Cardinals	W	15 0
S 30 @ Green Bay Packers	T	12 12
0 14 New York Giants	W	13 0
0 21 Green Bay Packers	L	6 16
0 28 Detroit Wolverines	L	0 6
N 4 New York Yankees	W	27 0
N 11 Dayton Triangles	W	27 0
N 18 Pottsville Maroons	W	13 6
N 25 Detroit Wolverines	L	7 14
N 29 Chicago Cardinals	W	34 0
D 2 Frankford YelJackets	W	28 6
D 9 Green Bay Packers	L	0 6
D 15 @ Frankford YelJackets	L	0 19
		182 85

1929 (4-9-2, .308)

George S. Halas - Coach Bears Opp

S 22 @ Minneapolis Marines	W	19 6
S 29 @ Green Bay Packers	L	0 23
0 6 @ Minneapolis Marines	W	7 6
0 13 @ Buffalo Bisons	W	16 0
0 20 Chicago Cardinals	T	0 0
0 27 Minneapolis Rjackets	W	27 0
N 3 New York Giants	L	14 26
N 10 Green Bay Packers	L	0 14
N 16 @ Frankford YelJackets	L	14 20
N 17 @ New York Giants	L	0 34

N24 Buffalo Bisons	L	7	19
N28 @ Chicago Cardinals	L	6	40
D 1 Frankford Yeljackets	T	0	0
D 8 Green Bay Packers	L	0	25
D 15 New York Giants	L	9	14
		119	227

1930 (9-4-1, .692)

Ralph Jones – Coach		Bears	Opp
S 21 Brooklyn Dodgers	T	0	0
S28 @ Green Bay Packers	L	0	7
0 5 @ Minneapolis Rjackets	W	20	0
0 12 New York Giants	L	0	12
0 19 @ Chicago Cardinals	W	32	6
0 22 @ Portsmouth Spartans	L	6	7
0 26 Frankford Yeljackets	W	13	7
N 2 2 Minneapolis Rjackets	W	20	7
N 9 Green Bay Packers	L	12	13
N 16 @ New York Giants	W	12	0
N22 @ Frankford Yeljackets	W	13	6
N27 Chicago Cardinals	W	6	0
N30 Portsmouth Spartans	W	14	6
D 7 Green Bay Packers	W	21	0
		169	71

1931 (8-5, .615)

Ralph Jones – Coach		Bears	Opp
S 18 Cleveland Indians	W	21	0
S27 @ Green Bay Packers	L	0	7
0 11 New York Giants	W	6	0
0 18 Chicago Cardinals	W	26	13
0 25 Frankford Yeljackets	L	12	13
N 1 Green Bay Packers	L	2	6
N 8 Portsmouth Spartans	W	9	6
N 15 @ New York Giants	W	12	6
N22 @ Brooklyn Dodgers	W	26	0
N26 Chicago Cardinals	W	18	7
N29 @ Portsmouth Spartans	L	0	3
D 6 Green Bay Packers	W	7	6
D 13 New York Giants	L	6	25
		145	92

1932 (7-1-6, .875)

Ralph Jones – Coach		Bears	Opp
S25 @ Green Bay Packers	T	0	0
0 2 @ Staten Isl. Stapletons	T	0	0
0 9 @ Chicago Cardinals	T	0	0
0 16 Green Bay Packers	L	0	2
0 23 Staten Isl. Stapletons	W	27	7
0 30 @ Boston Braves	T	7	7
N 6 @ New York Giants	W	28	8
N 13 Portsmouth Spartans	T	13	13
N20 Brooklyn Dodgers	W	20	0
N24 Chicago Cardinals	W	34	0
N27 @ Portsmouth Spartans	T	7	7
D 4 New York Giants	W	6	0
D 11 Green Bay Packers	W	9	0
D 18 Portsmouth Spartans	W	9	0
		160	44

1933 (10-2-1, .833)

George S. Halas – Coach		Bears	Opp
S 24 @ Green Bay Packers	W	14	7
0 1 Boston Redskins	W	7	0
0 8 @ Brooklyn Dodgers	W	10	0
0 15 @ Chicago Cardinals	W	12	9
0 22 Green Bay Packers	W	10	7
0 29 New York Giants	W	14	10
N 5 @ Boston Redskins	L	0	10
N 12 @ Philadelphia Eagles	T	3	3
N 19 @ New York Giants	L	0	3
N26 Portsmouth Spartans	W	17	14
N30 Chicago Cardinals	W	22	6
D 3 @ Portsmouth Spartans	W	17	7
D 10 Green Bay Packers	W	7	6
		133	82
PLAYOFFS			
D 17 New York Giants	W	23	21

1934 (13-0, 1.000)

George S. Halas – Coach		Bears	Opp
S 23 @ Green Bay Packers	W	24	10
S 30 @ Cincinnati Reds	W	21	3
0 7 @ Brooklyn Dodgers	W	21	7
0 10 @ Pittsburgh Pirates	W	28	0
0 14 Chicago Cardinals	W	20	0
0 21 Cincinnati Reds	W	41	7
0 28 Green Bay Packers	W	27	14
N 4 New York Giants	W	27	7
N 11 @ Boston Redskins	W	21	0
N 18 @ New York Giants	W	10	9
N25 Chicago Cardinals	W	17	6
N29 @ Detroit Lions	W	19	16
D 2 Detroit Lions	W	10	7
		286	86
PLAYOFFS			
D 9 @ New York Giants	L	13	30

1935 (6-4-2, .600)

George S. Halas – Coach		Bears	Opp
S22 @ Green Bay Packers	L	0	7
S29 @ Pittsburgh Pirates	W	23	7
0 13 @ Philadelphia Eagles	W	39	0
0 20 Brooklyn Dodgers	W	24	14
0 27 Green Bay Packers	L	14	17
N 3 @ New York Giants	W	20	3
N 10 @ Boston Redskins	W	30	14
N 17 New York Giants	L	0	3
N24 Detroit Lions	T	20	20
N28 @ Detroit Lions	L	2	14
D 1 Chicago Cardinals	T	7	7
D 8 @ Chicago Cardinals	W	13	0
		192	106

1936 (9-3, .750)

George S. Halas – Coach		Bears	Opp
S20 @ Green Bay Packers	W	30	3
S27 @ Philadelphia Eagles	W	17	0
0 4 @ Pittsburgh Pirates	W	27	9

0 11 Chicago Cardinals	W	7	3
0 18 Pittsburgh Pirates	W	26	7
0 25 Detroit Lions	W	12	10
N 1 Green Bay Packers	L	10	21
N 8 @ New York Giants	W	25	7
N 15 @ Boston Redskins	W	26	0
N22 @ Philadelphia Eagles	W	28	7
N26 @ Detroit Lions	L	7	13
N29 @ Chicago Cardinals	L	7	14
		222	94

1937 (9-1-1, .900)

George S. Halas – Coach		Bears	Opp
S 19 @ Green Bay Packers	W	14	2
0 4 @ Pittsburgh Steelers	W	7	0
0 10 @ Cleveland Rams	W	20	2
0 17 Chicago Cardinals	W	16	7
0 24 Detroit Lions	W	28	20
0 31 @ New York Giants	T	3	3
N 7 Green Bay Packers	L	14	24
N 14 Brooklyn Dodgers	W	29	7
N25 @ Detroit Lions	W	13	0
N28 Cleveland Rams	W	15	7
D 5 @ Chicago Cardinals	W	42	28
		201	100

PLAYOFFS

D 12 Washington Redskins	L	21	28
--------------------------	---	----	----

1938 (6-5, .545)

George S. Halas – Coach		Bears	Opp
S 11 @ Chicago Cardinals	W	16	13
S 18 @ Green Bay Packers	W	2	0
0 2 @ Philadelphia Eagles	W	28	6
0 9 @ Cleveland Rams	L	7	14
0 16 Chicago Cardinals	W	34	28
0 23 Cleveland Rams	L	21	23
0 30 Detroit Lions	L	7	13
N 6 Green Bay Packers	L	17	24
N 13 Washington Redskins	W	31	7
N20 @ Brooklyn Dodgers	W	24	6
N24 @ Detroit Lions	L	7	14
		194	148

1939 (8-3, .727)

George S. Halas – Coach		Bears	Opp
S 15 Cleveland Rams	W	30	21
S24 @ Green Bay Packers	L	16	21
0 2 @ Pittsburgh Steelers	W	32	0
0 8 @ Cleveland Rams	W	35	21
0 15 Chicago Cardinals	W	44	7
0 22 @ New York Giants	L	13	16
0 29 Detroit Lions	L	0	10
N 5 Green Bay Packers	W	30	27
N 12 @ Detroit Lions	W	23	13
N 19 Philadelphia Eagles	W	27	14
N26 @ Chicago Cardinals	W	48	7
		298	157

Black box indicates World Championship.

1940 (8-3, .727)

George S. Halas - Coach **Bears Opp**

S 22 @ Green Bay Packers W 41 0

S 25 @ Chicago Cardinals L 7 21

O 6 @ Cleveland Rams W 21 14

O 13 Detroit Lions W 7 0

O 20 Brooklyn Dodgers W 16 7

O 27 @ New York Giants W 37 21

N 3 Green Bay Packers W 14 7

N 10 @ Detroit Lions L 14 17

N 17 @ Washington Redskins L 3 7

N 24 Cleveland Rams W 47 25

D 1 Chicago Cardinals W 31 23

238 142

PLAYOFFS

D 8 @ Washington Redskins W 73 0

1943 (8-1-1, .889)

Heartley "Hunk" Anderson,
Luke Johnso - Coaches **Bears Opp**

S 26 @ Green Bay Packers T 21 21

O 3 @ Detroit Lions W 27 21

O 10 Chicago Cardinals W 20 0

O 17 Philadelphia "Steagles" W 48 21

O 24 Brooklyn Dodgers W 33 21

O 31 Detroit Lions W 35 14

N 7 Green Bay Packers W 21 7

N 14 @ New York Giants W 56 7

N 21 @ Washington Redskins L 7 21

N 28 @ Chicago Cardinals W 35 24

303 157

PLAYOFFS

D 26 Washington Redskins W 41 21

1946 (8-2-1, .800)

George S. Halas - Coach **Bears Opp**

S 29 @ Green Bay Packers W 30 7

O 6 @ Chicago Cardinals W 34 17

O 13 Los Angeles Rams T 28 28

O 20 Philadelphia Eagles W 21 14

O 27 @ New York Giants L 0 14

N 3 Green Bay Packers W 10 7

N 10 @ Los Angeles Rams W 27 21

N 17 Washington Redskins W 24 20

N 24 Detroit Lions W 42 6

D 1 Chicago Cardinals L 28 35

D 8 @ Detroit Lions W 45 24

289 193

PLAYOFFS

D 15 @ New York Giants W 24 14

1941 (10-1, .909)

George S. Halas - Coach **Bears Opp**

S 28 @ Green Bay Packers W 25 17

O 5 @ Cleveland Rams W 48 21

O 12 Chicago Cardinals W 53 7

O 19 Detroit Lions W 49 0

O 26 Pittsburgh Steelers W 34 7

N 2 Green Bay Packers L 14 16

N 9 Cleveland Rams W 31 13

N 16 Washington Redskins W 35 21

N 23 @ Detroit Lions W 24 7

N 30 @ Philadelphia Eagles W 49 14

D 7 @ Chicago Cardinals W 34 24

396 147

PLAYOFFS

D 14 Green Bay Packers W 33 14

D 21 New York Giants W 37 9

1944 (6-3-1, .667)

Heartley "Hunk" Anderson,
Luke Johnso - Coaches **Bears Opp**

S 24 @ Green Bay Packers L 28 42

O 8 @ Cleveland Rams L 7 19

O 15 Card-Pitt W 34 7

O 22 Detroit Lions T 21 21

O 29 Cleveland Rams W 28 21

N 5 Green Bay Packers W 21 0

N 12 Boston Yanks W 21 7

N 19 @ Detroit Lions L 21 41

N 26 @ Philadelphia Eagles W 28 7

D 3 @ Card-Pitt W 49 7

258 172

1947 (8-4, .667)

George S. Halas - Coach **Bears Opp**

S 28 @ Green Bay Packers L 20 29

O 5 @ Chicago Cardinals L 7 31

O 12 Philadelphia Eagles W 40 7

O 19 Detroit Lions W 33 24

O 26 @ Washington Redskins W 56 20

N 2 @ Boston Yanks W 28 24

N 9 Green Bay Packers W 20 17

N 16 @ Los Angeles Rams W 41 21

N 23 Pittsburgh Steelers W 49 7

N 27 @ Detroit Lions W 34 14

D 7 Los Angeles Rams L 14 17

D 14 Chicago Cardinals L 21 30

363 241

1942 (11-0, 1.000)

George S. Halas - Coach **Bears Opp**

S 27 @ Green Bay Packers W 44 28

O 4 @ Cleveland Rams W 21 7

O 11 Chicago Cardinals W 41 14

O 18 New York Giants W 26 7

O 25 Philadelphia Eagles W 45 14

Heartley "Hunk" Anderson,
Luke Johnso - Coaches

N 1 Detroit Lions W 16 0

N 8 @ Brooklyn Dodgers W 35 0

N 15 Green Bay Packers W 38 7

N 22 @ Detroit Lions W 42 0

N 29 Cleveland Rams W 47 0

D 6 @ Chicago Cardinals W 21 7

376 84

PLAYOFFS

D 13 @ Wash. Redskins L 6 14

1945 (3-7, .300)

Heartley "Hunk" Anderson,
Luke Johnso - Coaches **Bears Opp**

S 30 @ Green Bay Packers L 21 31

O 7 @ Cleveland Rams L 0 17

O 14 Chicago Cardinals L 7 16

O 21 Cleveland Rams L 21 41

O 28 @ Detroit Lions L 10 16

N 4 Green Bay Packers W 28 24

N 11 Detroit Lions L 28 35

N 18 @ Washington Redskins L 21 28

N 25 Pittsburgh Steelers W 28 7

D 2 @ Chicago Cardinals W 28 20

192 235

Black box indicates World Championship.

1948 (10-2, .833)

George S. Halas - Coach **Bears Opp**

S 26 @ Green Bay Packers W 45 7

O 4 @ Chicago Cardinals W 28 17

O 10 Los Angeles Rams W 42 21

O 17 Detroit Lions W 28 0

O 24 @ Philadelphia Eagles L 7 12

O 31 New York Giants W 35 14

N 7 @ Los Angeles Rams W 21 6

N 14 Green Bay Packers W 7 6

N 21 @ Boston Yanks W 51 17

N 28 Washington Redskins W 48 13

D 5 @ Detroit Lions W 42 14

D 12 Chicago Cardinals L 21 24

375 151

HISTORY

1949 (9-3, .750)

George S. Halas – Coach		Bears	Opp
S 25 @ Green Bay Packers	W	17	0
O 2 @ Chicago Cardinals	W	17	7
O 9 Los Angeles Rams	L	16	31
O 16 Philadelphia Eagles	W	38	21
O 23 @ New York Giants	L	28	35
O 30 @ Los Angeles Rams	L	24	27
N 6 Green Bay Packers	W	24	3
N 13 Detroit Lions	W	27	24
N 20 @ Washington Redskins	W	31	21
N 24 @ Detroit Lions	W	28	7
D 4 Pittsburgh Steelers	W	30	21
D 11 Chicago Cardinals	W	52	21
		332	218

1950 (9-3, .750)

George S. Halas – Coach		Bears	Opp
S 17 @ Los Angeles Rams	W	24	20
S 24 @ San Francisco 49ers	W	32	20
O 1 @ Green Bay Packers	L	21	31
O 8 Chicago Cardinals	W	27	6
O 15 Green Bay Packers	W	28	14
O 29 @ New York Yanks	L	27	38
N 5 @ Detroit Lions	W	35	21
N 12 New York Yanks	W	28	20
N 19 San Francisco 49ers	W	17	0
N 26 Los Angeles Rams	W	24	14
D 3 @ Chicago Cardinals	L	10	20
D 10 Detroit Lions	W	6	3
		279	207

PLAYOFFS

D 17 @ Los Angeles Rams	L	14	24
-------------------------	---	----	----

1951 (7-5, .583)

George S. Halas – Coach		Bears	Opp
S 30 @ Green Bay Packers	W	31	20
O 7 @ Chicago Cardinals	L	14	28
O 14 New York Yanks	W	24	21
O 21 San Francisco 49ers	W	13	7
O 28 @ Detroit Lions	W	28	23
N 4 @ Washington Redskins	W	27	0
N 11 Detroit Lions	L	28	41
N 18 Green Bay Packers	W	24	13
N 25 @ Cleveland Browns	L	21	42
D 2 Los Angeles Rams	L	17	42
D 9 @ New York Yanks	W	45	21
D 16 Chicago Cardinals	L	14	24
		286	282

1952 (5-7, .416)

George S. Halas – Coach		Bears	Opp
S 28 @ Green Bay Packers	W	24	14
O 5 @ Chicago Cardinals	L	10	21
O 12 Dallas Texans	W	38	20
O 19 San Francisco 49ers	L	16	40
O 26 @ Los Angeles Rams	L	7	31
N 2 @ San Francisco 49ers	W	20	17

N 9 Green Bay Packers	L	28	41
N 16 Los Angeles Rams	L	24	40
N 23 Detroit Lions	W	24	23
N 27 @ Dallas Texans	L	23	27
D 7 @ Detroit Lions	L	21	45
D 14 Chicago Cardinals	W	10	7
		245	326

1953 (3-8-1, .273)

George S. Halas – Coach		Bears	Opp
S 27 @ Baltimore Colts	L	9	13
O 4 @ Green Bay Packers	W	17	13
O 11 Baltimore Colts	L	14	16
O 18 San Francisco 49ers	L	28	35
O 25 @ Los Angeles Rams	L	24	28
N 1 @ San Francisco 49ers	L	14	24
N 8 Green Bay Packers	T	21	21
N 15 @ Washington Redskins	W	27	24
N 22 Detroit Lions	L	16	20
N 29 Los Angeles Rams	W	24	21
D 6 @ Detroit Lions	L	7	13
D 13 Chicago Cardinals	L	17	24
		218	252

1954 (8-4, .667)

George S. Halas – Coach		Bears	Opp
S 26 @ Detroit Lions	L	23	48
O 3 @ Green Bay Packers	W	10	3
O 10 Baltimore Colts	W	28	9
O 17 San Francisco 49ers	L	24	31
O 24 @ Los Angeles Rams	L	38	42
O 31 @ San Francisco 49ers	S	31	27
N 7 Green Bay Packers	W	28	23
N 14 Cleveland Browns	L	10	39
N 21 @ Baltimore Colts	W	28	13
N 28 Los Angeles Rams	W	24	13
D 5 @ Chicago Cardinals	W	29	7
D 12 Detroit Lions	W	28	24
		301	279

1955 (8-4, .667)

George S. Halas – Coach		Bears	Opp
S 25 @ Baltimore Colts	L	17	23
O 2 @ Green Bay Packers	L	3	24
O 9 San Francisco 49ers	L	19	20
O 16 Baltimore Colts	W	38	10
O 23 @ San Francisco 49ers	W	34	23
O 30 @ Los Angeles Rams	W	31	20
N 6 Green Bay Packers	W	52	21
N 13 Los Angeles Rams	W	24	3
N 20 @ Detroit Lions	W	24	14
N 27 @ Chicago Cardinals	L	14	53
D 4 Detroit Lions	W	21	20
D 11 Philadelphia Eagles	W	17	10
		294	241

1956 (9-2-1, .818)

John "Paddy" Driscoll – Coach		Bears	Opp
S 30 @ Baltimore Colts	L	21	28
O 7 @ Green Bay Packers	W	37	21
O 14 San Francisco 49ers	W	31	7
O 21 Baltimore Colts	W	58	27
O 28 @ San Francisco 49ers	W	38	21
N 4 @ Los Angeles Rams	W	35	24
N 11 Green Bay Packers	W	38	14
N 18 Los Angeles Rams	W	30	21
N 25 @ New York Giants	T	17	17
D 2 @ Detroit Lions	L	10	42
D 9 Chicago Cardinals	W	10	3
D 16 Detroit Lions	W	38	21
		363	246

PLAYOFFS

D 30 @ New York Giants	L	7	47
------------------------	---	---	----

1957 (5-7, .417)

John "Paddy" Driscoll – Coach		Bears	Opp
S 29 @ Green Bay Packers	L	17	21
O 5 @ Baltimore Colts	L	10	21
O 13 San Francisco 49ers	L	17	21
O 20 Los Angeles Rams	W	34	26
O 27 @ San Francisco 49ers	L	17	21
N 3 @ Los Angeles Rams	W	16	10
N 10 Green Bay Packers	W	21	14
N 17 Baltimore Colts	L	14	29
N 24 @ Detroit Lions	W	27	7
D 1 Washington Redskins	L	3	14
D 8 @ Chicago Cardinals	W	14	6
D 15 Detroit Lions	L	13	21
		203	211

1958 (8-4, .667)

George S. Halas – Coach		Bears	Opp
S 27 @ Green Bay Packers	W	34	20
O 4 @ Baltimore Colts	L	38	51
O 12 San Francisco 49ers	W	28	6
O 19 Los Angeles Rams	W	31	10
O 26 @ San Francisco 49ers	W	27	14
N 2 @ Los Angeles Rams	L	35	41
N 9 Green Bay Packers	W	24	10
N 16 Baltimore Colts	L	0	17
N 23 @ Detroit Lions	W	20	7
N 30 @ Pittsburgh Steelers	L	10	24
D 7 Chicago Cardinals	W	30	14
D 14 Detroit Lions	W	21	16
		298	230

1959 (8-4, .667)

George S. Halas - Coach	Bears	Opp
S 27 @ Green Bay Packers	L	6 9
O 3 @ Baltimore Colts	W	26 21
O 11 Los Angeles Rams	L	21 28
O 18 Baltimore Colts	L	7 21
O 25 @ San Francisco 49ers	L	17 20
N 1 @ Los Angeles Rams	W	26 21
N 8 Green Bay Packers	W	28 17
N 15 San Francisco 49ers	W	14 3
N22 @ Detroit Lions	W	24 14
N29 @ Chicago Cardinals	W	31 7
D 6 Pittsburgh Steelers	W	27 21
D 13 Detroit Lions	W	25 14
		252 196

1960 (5-6-1, .455)

George S. Halas - Coach	Bears	Opp
S 25 @ Green Bay Packers	W	17 14
O 2 @ Baltimore Colts	L	7 42
O 9 Los Angeles Rams	W	34 27
O 16 San Francisco 49ers	W	27 10
O 23 @ Los Angeles Rams	T	24 24
O30 @ San Francisco 49ers	L	7 25
N 13 Baltimore Colts	L	20 24
N20 Detroit Lions	W	28 7
N27 Dallas Cowboys	W	17 7
D 4 Green Bay Packers	L	13 41
D 11 @ Cleveland Browns	L	0 42
D 18 @ Detroit Lions	L	0 36
		194 299

1961 (8-6, .571)

George S. Halas - Coach	Bears	Opp
S 17 @ Minnesota Vikings	L	13 37
S 23 @ Los Angeles Rams	W	21 17
O 1 @ Green Bay Packers	L	0 24
O 8 @ Detroit Lions	W	31 17
O 15 Baltimore Colts	W	24 10
O 22 San Francisco 49ers	W	31 0
O 29 @ Baltimore Colts	W	21 20
N 5 @ Philadelphia Eagles	L	14 16
N 12 Green Bay Packers	L	28 31
N 19 @ San Francisco 49ers	L	31 41
N26 Los Angeles Rams	W	28 24
D 3 Detroit Lions	L	15 16
D 10 Cleveland Browns	W	17 14
D 17 Minnesota Vikings	W	52 35
		326 302

1962 (9-5, .643)

George S. Halas - Coach	Bears	Opp
S 16 @ San Francisco 49ers	W	30 14
S 23 @ Los Angeles Rams	W	27 23
S 30 @ Green Bay Packers	L	0 49
O 7 @ Minnesota Vikings	W	13 0
O 14 San Francisco 49ers	L	27 34
O 21 Baltimore Colts	W	35 15
O 28 @ Detroit Lions	L	3 11
N 4 Green Bay Packers	L	7 38
N 11 Minnesota Vikings	W	31 30
N 18 @ Dallas Cowboys	W	34 33
N 25 @ Baltimore Colts	W	57 0
D 2 New York Giants	L	24 26
D 9 Los Angeles Rams	W	30 14
D 16 Detroit Lions	W	3 0
		321 287

1963 (11-1-2, .917)

George S. Halas - Coach	Bears	Opp
S 15 @ Green Bay Packers	W	10 3
S 22 @ Minnesota Vikings	W	28 7
S 29 @ Detroit Lions	W	37 21
O 6 Baltimore Colts	W	10 3
O 13 @ Los Angeles Rams	W	52 14
O 20 @ San Francisco 49ers	L	14 20
O 27 Philadelphia Eagles	W	16 7
N 3 @ Baltimore Colts	W	17 7
N 10 Los Angeles Rams	W	6 0
N 17 Green Bay Packers	W	26 7
N 24 @ Pittsburgh Steelers	T	17 17
D 1 Minnesota Vikings	T	17 17
D 8 San Francisco 49ers	W	27 17
D 15 Detroit Lions	W	24 14
		301 154

PLAYOFFS

D 29 New York Giants	W	14 10
----------------------	---	-------

1964 (5-9, .357)

George S. Halas - Coach	Bears	Opp
S 13 @ Green Bay Packers	L	12 23
S 20 @ Minnesota Vikings	W	34 28
S 27 @ Baltimore Colts	L	0 52
O 4 @ San Francisco 49ers	L	21 31
O 11 Los Angeles Rams	W	38 17
O 18 Detroit Lions	L	0 10
O 25 @ Washington Redskins	L	20 27
N 1 Dallas Cowboys	L	10 24
N 8 Baltimore Colts	L	24 40
N 15 @ Los Angeles Rams	W	34 24
N 22 San Francisco 49ers	W	23 21
N 26 @ Detroit Lions	W	27 24
D 5 Green Bay Packers	L	3 17
D 13 Minnesota Vikings	L	14 41
		260 379

Black box indicates World Championship.

CHAMPIONSHIP LEADERS

The Chicago Bears rank second in the NFL in championships won with nine, trailing the Green Bay Packers who have earned 13 world championships. Both the Bears and Packers fall short of championships won by teams in various other sports, breakdown below:

Total Championship Leaders

Major League Baseball (MLB)

New York Yankees (27)

National Basketball Association (NBA)

Boston Celtics (17)

National Hockey League (NHL)

Montreal Canadiens (24)

National Football League (NFL)

Green Bay Packers (13)

NFL Championship Leaders

Green Bay Packers	13
Chicago Bears	9
New York Giants	8
New England Patriots	6
Pittsburgh Steelers	6
Dallas Cowboys	5
San Francisco 49ers	5
Washington Redskins	5

1965 CHICAGO BEARS STATISTICS

Record: 9-5, 643

3rd Place, Western Conf.

Head Coach: George S. Halas

09/19	L	24-52	at San Francisco	33,211
09/25	L	28-30	at L.A. Rams	36,359
10/03	L	14-23	at Green Bay	50,852
10/10	W	31-6	L.A. RAMS	45,760
10/17	W	45-37	at Minnesota	47,426
10/24	W	38-3	DETROIT	45,658
10/31	W	31-10	GREEN BAY	45,664
11/07	L	21-26	BALTIMORE	45,656
11/14	W	34-13	ST. LOUIS	45,663
11/21	W	17-10	at Detroit	51,499
11/28	W	35-14	at N.Y. Giants	62,933
12/05	W	13-0	at Baltimore	60,238
12/12	W	61-20	SAN FRANCISCO	46,278
12/19	L	17-24	MINNESOTA	46,674

Score by Period	1	2	3	4	Tot
BEARS	64	99	93	153	409
OPPONENTS	35	90	64	86	275

SCORING	TDs: Ru-Pa-R	K-PAT	FG	S	Pts			
Sayers	22	14	6	2	0	132		
Leclerc	0	0	0	0	52/52	11/26	0	85
Arnett	5	5	0	0	0	30	0	30
Bull	4	3	1	0	0	24	0	24
J. Jones	4	0	4	0	0	24	0	24
J. Morris	4	0	4	0	0	24	0	24
Bukich	3	3	0	0	0	18	0	18
Gordon	3	0	3	0	0	18	0	18
Bivins	2	0	2	0	0	12	0	12
Ditka	2	0	2	0	0	12	0	12
Livingston	2	2	0	0	0	12	0	12
Taylor	1	0	0	1	0	6	0	6
McRae	1	0	0	1	0	6	0	6
Whitsell	1	0	0	1	0	6	0	6
BEARS	54	27	22	5	52/52	11/26	0	409
OPPONENTS	33	15	18	0	30/33	15/24	1	275

PUNTING	No	Yds	Avg	Net	TB	In	Lg	B
Green	58	2479	42.7					66
BEARS	58	2479	42.7					66
OPPONENTS	65	2750	42.3					NA

INTS	No	Yds	Avg	Lg	TD
Butkus	5	84	16.8	38	0
McRae	4	116	29.0	89t	1
Whitsell	4	67	16.8	32	1
Pettibon	2	22	11.0	18	0
Fortunato	2	0	0.0	0	0
Evey	1	15	15.0	15	0
Taylor	1	3	3.0	3	1
Atkins	1	0	0.0	0	0
BEARS	20	307	15.4	89t	3
OPPONENTS	12	219	18.3	NA	3

KO RETURNS	No	Yds	Avg	Lg	TD
Sayers	21	660	31.4	96t	1
Gordon	14	242	17.3	41	0
Arnett	5	150	30.0	77	0
Livingston	2	66	33.0	66	0
Smith	1	17	17.0	17	0
Kurek	1	11	11.0	11	0
Leclerc	1	0	0.0	0	0
BEARS	52	1132	21.8	96t	1
OPPONENTS	38	921	24.3	86	0

PUNT RET.	Ret	FC	Yds	Avg	Lg	TD
Sayers	16	9	238	14.9	85t	1
Arnett	11	4	52	4.7	22	0
Smith	1	0	2	2.0	2	0
Gordon	1	0	-3	-3.0	-3	0
BEARS	29	13	289	9.9	85t	1
OPPONENTS	22	14	123	5.6	NA	0

RUSHING	No	Yds	Avg	Lg	TD
Sayers	166	867	5.2	61t	14
Bull	91	417	4.6	33t	3
Arnett	102	363	3.6	24t	5
Livingston	63	363	5.8	30	2
Marconi	19	47	2.5	10	0
Bukich	28	33	1.2	24	3
Wade	5	18	3.6	16	0
J. Jones	2	13	6.5	7	0
Gordon	2	10	5.0	6	0
Kurek	1	0	0.0	0	0
BEARS	479	2131	4.4	61t	27
OPPONENTS	400	1530	3.8	NA	15

RECEIVING	No	Yds	Avg	Lg	TD
J. Morris	53	846	15.9	80t	4
Ditka	36	454	12.6	44	2
Sayers	29	507	17.5	80t	6
J. Jones	21	350	16.7	54	4
Bull	16	186	11.6	41	1
Gordon	13	279	21.5	51	3
Livingston	12	134	11.2	30	0
Arnett	12	114	9.5	30	0
Bivins	4	108	27.0	52t	2
Marconi	4	43	10.8	29	0
Martin	1	-1	-1.0	-1	0
BEARS	201	3020	10.0	80t	22
OPPONENTS	150	3086	14.9	77	18

BEARS	Opp	
TOTAL FIRST DOWNS	257	244
Rushing	132	87
Passing	110	136
Penalty	15	21
3rd Down: Made/Att	NA	NA
3rd Down Pct.	NA	NA
4th Down: Made/Att	NA	NA
4th Down Pct.	NA	NA
TOTAL NET YARDS	4897	4268
Avg. Per Game	350	305
Total Plays	870	884
Avg. Per Play	5.6	4.8
NET YARDS RUSHING	2131	1530
Avg. Per Game	152.2	109.3
Total Rushes	479	400
NET YARDS PASSING	2766	2738
Avg. Per Game	197.6	195.6
Sacked/Yards Lost	30/254	40/348
Gross Yards	3020	3086
Att./Comp.	361/201	444/217
Completion Pct.	55.7	48.9
Had Intercepted	12	20
PUNTS/AVERAGE	58/42.7	65/42.3
NET PUNTING AVG.	NA	NA
PENALTIES/YARDS	96/826	68/611
FUMBLES	33	33
TOUCHDOWNS	54	33
Rushing	27	11
Passing	22	18
Returns	5	4

PASSING	Att	Cmp	Yds	Cmp%	Yd/Att	TD	TD%	Int	Int%	Lg	Sack/Lost	Rating
Bukich	312	176	2641	56.4	8.46	20	6.4	9	2.9	80t	25/214	93.7
Wade	41	20	204	48.8	4.98	0	0.0	2	4.9	29	5/40	43.1
Bull	3	2	63	66.7	21.00	0	0.0	0	0.0	54	0/0	109.7
Sayers	3	2	53	66.7	17.67	1	33.3	1	33.3	27	0/0	109.7
Arnett	2	1	59	50.0	29.50	1	50.0	0	0.0	59t	0/0	135.4
BEARS	361	201	3020	55.7	8.37	22	6.1	12	3.3	80t	30/254	89.8
OPPONENTS	444	217	3086	48.9	6.17	18	4.1	20	4.5	NA	40/348	63.3

HISTORY

1966 CHICAGO BEARS STATISTICS

Record: 5-7-2, .429

5th Place, Western Conf.

Head Coach: George S. Halas

09/11	L	3-14	at Detroit	52,225
09/16	L	17-31	at L.A. Rams	58,916
10/02	W	13-10	at Minnesota	47,426
10/09	W	27-17	BALTIMORE	47,452
10/16	L	0-17	GREEN BAY	48,573
10/23	W	17-10	L.A. RAMS	47,475
10/31	L	17-24	at St. Louis	49,516
11/06	T	10-10	DETROIT	47,041
11/13	T	30-30	SAN FRANCISCO	47,078
11/20	L	6-13	at Green Bay	50,861
11/27	W	23-6	ATLANTA	44,777
12/04	L	16-21	at Baltimore	60,238
12/11	L	14-41	at San Francisco	37,170
12/18	W	41-28	MINNESOTA	45,191

	Bears	Opp.
TOTAL FIRST DOWNS	196	239
Rushing	96	102
Passing	85	116
Penalty	15	21
3rd Down: Made/Att	44/182	67/198
3rd Down Pct.	24.2	33.8
4th Down: Made/Att	5/13	8/14
4th Down Pct.	38.5	57.1
TOTAL NET YARDS	3699	3971
Avg. Per Game	264.2	283.6
Total Plays	801	872
Avg. Per Play	4.6	4.6
NET YARDS RUSHING	1927	1604
Avg. Per Game	137.6	114.6
Total Rushes	463	466
NET YARDS PASSING	1772	2367
Avg. Per Game	140.4	170.5
Sacked/Yards Lost	29/244	29/233
Gross Yards	2016	2600
Att./Comp.	338/159	406/202
Completion Pct.	47.0	49.8
Had Intercepted	15	23
PUNTS/AVERAGE	80/41.9	71/42.4
NET PUNTING AVG.	37.9	39.9
PENALTIES/YARDS	80/714	71/686
FUMBLES/BALL LOST	26/12	35/23
TOUCHDOWNS	26	34
Rushing	12	13
Passing	10	13
Returns	4	8

Score by Period	1	2	3	4	Tot
BEARS	75	57	26	76	234
OPPONENTS	59	79	62	72	272

SCORING	TDs:	Ru-Pa-R	K-PAT	FG	S	Pts		
Leclerc	0	0	0	24/25	18/30	0	78	
Sayers	12	8	2	2	0	0	72	
Jones	5	0	5	0	0	0	30	
Bukich	2	2	0	0	0	0	12	
Ditka	2	0	2	0	0	0	12	
Arnett	1	1	0	0	0	0	6	
Fortunato	1	0	0	1	0	0	6	
Gordon	1	0	1	0	0	0	6	
Kurek	1	1	0	0	0	0	6	
O'Bradovich	1	0	0	1	0	0	6	
BEARS	26	12	10	4	24/25	18/30	0	234
OPPONENTS	34	13	13	8	32/34	12/29	0	272

RUSHING	No	Yds	Avg	Lg	TD
Sayers	229	1231	5.4	58t	8
Bull	100	318	3.2	13	0
Arnett	55	178	3.2	21	1
Kurek	52	179	3.4	12	1
Bukich	18	14	0.8	12t	2
Piccolo	3	12	4.0	5	0
Marconi	3	5	1.6	3	0
Gordon	1	2	2.0	2	0
Rakestraw	1	-5	-5.0	-5	0
Jones	1	-7	-7.0	-7	0
BEARS	463	1927	4.2	58t	12
OPPONENTS	466	1604	3.4	30	13

RECEIVING	No	Yds	Avg	Lg	TD
Sayers	34	447	13.1	80t	2
Ditka	32	378	11.8	30	2
Jones	28	504	18.0	80t	5
Bull	20	174	8.7	28	0
Gordon	15	210	14.0	40t	1
Kurek	10	178	17.8	49	0
Arnett	10	42	4.2	11	0
Morris	5	49	9.9	15	0
Allen	3	28	9.3	14	0
Bivins	2	6	3.0	4	0
BEARS	159	2016	12.4	80t	10
OPPONENTS	202	2600	11.7	84t	13

PASSING	Att	Cmp	Yds	Cmp%	Yd/Att	TD	TD%	Int	Int%	Lg	Sack/Lost	Rating
Bukich	309	147	1858	47.6	6.01	10	3.2	21	6.8	80t	26/211	49.3
Wade	21	9	79	42.9	3.76	0	0.0	1	4.8	14	0/0	33.6
Sayers	6	2	58	33.3	9.67	0	0.0	1	16.7	39	0/0	30.6
Bull	1	1	21	100.0	21.0	0	0.0	0	0.0	21	0/0	118.8
Arnett	1	0	0	0.0	0.0	0	0.0	0	0.0	0	0/0	39.6
Rakestraw	0	0	0	0.0	0.0	0	0.0	0	0.0	0	3/33	0.0
BEARS	338	159	2016	47.0	5.82	10	3.0	23	6.8	80t	29/244	47.0
OPPONENTS	406	202	2600	49.8	5.80	13	3.2	15	3.7	84t	29/233	65.5

PUNTING	No	Yds	Avg	Net	TB	In	Lg	B
Green	80	3358	41.9	37.9	4	12	69	0
BEARS	80	3358	41.9	37.9	4	12	69	0
OPPONENTS	71	3010	42.4	39.9	4	22	70	0

INTS	No	Yds	Avg	Lg	TD
Pettibon	4	34	8.5	20	0
Whitsell	3	44	14.7	21	0
McRae	3	53	17.7	53	0
Taylor	1	15	15.0	15	0
Butkus	1	3	3.0	3	0
Atkins	1	3	3.0	3	0
Fortunato	1	3	3.0	3	0
Gentry	1	0	0.0	0	0
BEARS	15	155	10.3	53	0
OPPONENTS	23	426	18.5	94t	6

KO RETURNS	No	Yds	Avg	Lg	TD
Sayers	23	718	31.2	93t	2
Gordon	19	521	27.4	94	0
Arnett	2	39	19.5	25	0
Butkus	3	32	10.7	18	0
Taylor	1	3	3.0	3	0
Brown	0	28	28.0	28	0
BEARS	48	1341	27.9	94	2
OPPONENTS	49	1055	21.5	80	0

PUNT RET.	Ret	FC	Yds	Avg	Lg	TD
Arnett	15	10	58	3.9	13	0
Sayers	6	11	44	7.3	27	0
Gordon	4	2	-5	-1.3	0	0
BEARS	25	23	97	3.9	27	0
OPPONENTS	46	16	250	5.4	44t	1

BEARS STADIUM RECORD BREAKDOWN

The Bears regular season combined record at Soldier Field (old and new) stands at 1920-161-1. The Bears have also played home games at Normal Park (multiple games, 1920, 1927, 1928); Decatur (1921, victory over Rock Island); Comiskey Park (multiple games, 1922, 1924); DePaul (1925, victory over Hammond); Mills (1930, tie versus Brooklyn); Loyola (1931, victory over Cleveland); Chicago Stadium (1932, victory over Portsmouth); Dyche Stadium (1970, victory over Philadelphia); and Memorial Stadium in Champaign (2002).

- Bears record at Wrigley Field*..... 221-89-22 (.699)
- Bears home record at Wrigley Field.....219-89-22 (.697)
- Bears home record at other Chicago sites.....17-7-2 (.692)
- Bears record at Soldier Field (through 2001)..... 140-96-1 (.593)
- Bears record at Soldier Field (since 2003)..... 79-65 (.549)
- Bears record at Memorial Stadium (2002)..... 3-5 (.375)
- Bears regular season combined home record..... 451-253-25 (.636)

*Bears played the Tigers at Cubs Park (Wrigley Field) as the visiting team in 1920

1967 CHICAGO BEARS STATISTICS

Record: 7-6-1, 538

2nd Place, Central

Head Coach: George S. Halas

09/17	L	13-41	at Pittsburgh	53,365
09/24	L	10-13	at Green Bay	50,861
10/01	W	17-7	at Minnesota	44,868
10/08	L	3-24	BALTIMORE	47,190
10/15	W	14-13	DETROIT	46,024
10/22	L	0-24	at Cleveland	83,183
10/29	L	17-28	L.A. RAMS	46,073
11/05	W	27-13	at Detroit	55,606
11/12	W	34-7	N.Y. GIANTS	46,223
11/19	W	30-3	ST. LOUIS	47,147
11/26	L	13-17	GREEN BAY	47,513
12/03	W	28-14	at San Francisco	25,613
12/10	T	10-10	MINNESOTA	40,110
12/17	W	23-14	at Atlanta	54,107

Score by Period	1	2	3	4	Tot
BEARS	68	81	56	34	239
OPPONENTS	41	48	54	75	228

SCORING	Tds:	Ru-Pa-R	PAT	FG	S	Pts		
Sayers	12	7	1	4	0	0	72	
Percival	0	0	0	0	26	13	0	65
Gordon	5	0	5	0	0	0	0	30
Concannon	3	3	0	0	0	0	0	18
McRae	2	0	0	2	0	0	0	12
Rakestraw	2	2	0	0	0	0	0	12
Buffone	1	0	0	1	0	0	0	6
Bull	1	0	1	0	0	0	0	6
Jones	1	0	1	0	0	0	0	6
Morris	1	0	1	0	0	0	0	6
Taylor	1	0	0	1	0	0	0	6
BEARS	29	12	9	8	26	13	0	239
OPPONENT	27	11	14	2	26	10	0	218

RUSHING	No	Yds	Avg	Lg	TD
Sayers	186	880	4.5	70	7
Piccolo	86	317	3.7	31	0
Concannon	67	279	4.2	31	3
Bull	61	176	2.9	11	0
Kurek	37	112	3.0	13	0
Rakestraw	11	42	3.8	20	2
Livingston	30	41	1.4	6	0
J. Jones	4	19	4.8	24	0
Morris	1	6	6.0	6	0
Gordon	3	-7	-2.3	9	0
Bukich	4	-13	-3.3	2	0
BEARS	489	1852	3.8	70	12
OPPONENTS	419	1531	3.7	-	12

RECEIVING	No	Yds	Avg	Lg	TD
Gordon	31	534	16.8	93t	5
Morris	20	231	11.6	31	1
Bull	18	250	13.9	63	1
Sayers	16	126	7.9	32t	1
Piccolo	13	103	7.9	25	0
Denney	12	113	9.4	19	0
J. Jones	7	138	19.7	34	0
Livingston	5	62	12.4	38	0
Kurek	5	30	6.0	8	0
R.Jones	3	80	26.6	51t	1
Stoepel	1	6	6.0	6	0
BEARS	131	1673	12.7	93t	9
OPPONENTS	168	2146	12.8	-	14

PASSING	Att	Cmp	Yds	Cmp%	Yd/Att	TD	TD%	Int	Int%	Lg	Sack/Lost	Rating
Concannon	186	92	1260	49.5	6.77	6	3.2	14	7.5	93t	19/168	50.9
Bukich	33	18	185	54.5	5.61	0	0.0	2	6.1	30	5/42	45.6
Rakestraw	44	21	228	47.7	5.18	3	6.8	2	4.5	34	2/15	67.2
Sayers	5	0	0	0.0	0.0	0	0.0	0	0.0	0	0/0	39.6
Petitbon	0	0	0	0.0	0.0	0	0.0	0	0.0	0	1/7	0.0
BEARS	268	131	1673	48.9	6.24	9	3.4	18	6.7	93t	27/232	52.0
OPPONENTS	370	168	2146	45.4	5.80	14	3.8	28	7.6	-	30/271	45.2

PUNTING	No	Yds	Avg	Net	TB	In	Lg	B	
Green	79	3392	42.9					68	0
BEARS	79	3392	42.9					68	0
OPPONENTS	77	3180	41.3					NA	-

INTS	No	Yds	Avg	Lg	TD
B. McRae	5	94	18.8	34	2
Petitbon	5	73	14.6	35	0
R. Taylor	5	19	3.8	10	0
Gentry	4	25	6.3	17	0
Buffone	3	39	13.0	22	0
Cornish	2	10	5.0	6	0
J. Taylor	1	27	27.0	27	0
Butkus	1	24	24.0	24	0
Brown	1	23	23.0	23	0
Amsler	1	0	0.0	0	0
BEARS	28	334	11.9	35	2
OPPONENTS	18	246	13.7	-	1

KO RETURNS	No	Yds	Avg	Lg	TD
Sayers	16	603	37.7	103t	3
Gordon	16	397	24.8	32	0
Kurek	5	81	16.2	25	0
Dodd	3	34	11.3	24	0
Brown	2	34	17.0	17	0
J. Taylor	1	8	8.0	8	0
Jackson	1	0	0.0	0	0
Kiewald	1	0	0.0	0	0
Kuechenberg	1	0	0.0	0	0
Stoepel	1	0	0.0	0	0
BEARS	47	1157	24.6	103t	3
OPPONENTS	52	1064	20.5	-	0

PUNT RET.	Ret	Fc	Yds	Avg	Lg	TD
Gordon	12	12	82	6.8	43	0
Morris	4	4	24	6.0	15	0
Sayers	3	8	80	26.7	58t	1
Dodd	3	4	8	2.7	6	0
BEARS	22	28	194	8.8	58t	1
OPPONENTS	41	19	168	4.1	-	0

	Bears	Opp.
TOTAL FIRST DOWNS	175	215
Rushing	98	91
Passing	62	98
Penalty	15	26
3rd Down: Made/Att	NA	NA
3rd Down Pct.	NA	NA
4th Down: Made/Att	NA	NA
4th Down Pct.	NA	NA
TOTAL NET YARDS	3293	3406
Avg. Per Game	235.2	243.3
Total Plays	757	789
Avg. Per Play	4.4	4.3
NET YARDS RUSHING	1852	1531
Avg. Per Game	132	110
Total Rushes	489	419
NET YARDS PASSING	1441	1875
Avg. Per Game	102.9	133.9
Sacked/Yards Lost	27/232	30/271
Gross Yards	1673	2146
Att./Comp.	268/131	370/168
Completion Pct.	48.9	42.6
Had Intercepted	18	28
PUNTS/AVERAGE	79/42.9	77/41.3
NET PUNTING AVG.	NA	NA
PENALTIES/YARDS	98/953	82/782
FUMBLE/BALL LOST	25/14	23/16
TOUCHDOWNS	29	27
Rushing	12	12
Passing	9	14
Returns	8	1

FRANCHISE MOVES

- Arizona Cardinalsplayed in Chicago 1920-59; played in St. Louis 1960-87; known as Phoenix 1988-93
- Cleveland Brownssuspended operations in 1996; resumed play in 1999
- Detroit Lions.....known as Portsmouth Spartans prior to 1934
- Indianapolis Colts.....played in Baltimore prior to 1984
- Los Angeles Chargers.....played in Los Angeles in 1960; in San Diego 1961-2016
- Los Angeles Ramsplayed in Cleveland 1937-45; in Los Angeles 1946-94; in St. Louis 1995-2015
- New England Patriots.....played in Boston prior to 1971
- Las Vegas Raidersplayed in Los Angeles 1982-94; played in Oakland 1995-2019 and from 1960-81
- Philadelphia Eagles.....played as a merged team with Pittsburgh in 1943 (one season only)
- Pittsburgh Steelersknown as Pirates prior to 1941; merged with Philly for 1943 season and with the Chicago Cardinals (Card-Pitt) in 1944
- Tennessee Titans.....played in Houston 1960-96; retained nickname "Oilers" through 1998
- Washington Redskins.....known as Braves prior to 1933; played in Boston prior to 1937

HISTORY

1968 CHICAGO BEARS STATISTICS

Record: 7-7, .500
2nd Place, NFC Central
Head Coach: Jim Dooley

09/15	L	28-38	WASHINGTON	41.321
09/22	L	0-42	at Detroit	50.688
09/29	W	27-17	at Minnesota	47.644
10/6	L	7-28	at Baltimore	60.238
10/13	L	10-28	DETROIT	46.996
10/20	W	29-16	at Philadelphia	60.858
10/27	W	26-24	MINNESOTA	46.562
11/03	W	13-10	at Green Bay	50.861
11/10	W	27-19	SAN FRANCISCO	46.978
11/17	L	13-16	ATLANTA	44.214
11/24	L	3-34	DALLAS	46.667
12/01	W	23-17	at New Orleans	78.285
12/08	W	17-16	at L.A. Rams	66.368
12/15	L	27-28	GREEN BAY	46.435

	Bears	Opp
TOTAL FIRST DOWNS	219	240
Rushing	121	102
Passing	78	102
Penalty	20	36
3rd Down: Made/Att	NA	NA
3rd Down Pct.	NA	NA
4th Down: Made/Att	NA	NA
4th Down Pct.	NA	NA
TOTAL NET YARDS	4058	4371
Avg. Per Game	289.9	312.2
Total Plays	857	899
Avg. Per Play	4.7	4.9
NET YARDS RUSHING	2377	1704
Avg. Per Game	169.8	121.7
Total Rushes	500	427
NET YARDS PASSING	1681	2667
Avg. Per Game	135.9	171.7
Sacked/Yards Lost	24/187	30/226
Gross Yards	1868	2893
Att./Comp.	343/158	333/172
Completion Pct.	46.1	51.7
Had Intercepted	18	21
PUNTS/AVERAGE	66/38.0	66/40.1
NET TURNING AVG.	NA	NA
PENALTIES/YARDS	113/1194	91/896
FUMBLES/BALL LOST	28/12	20/16
TOUCHDOWNS	25	43
Rushing	14	17
Passing	10	25
Returns	1	1

	PASSING	Att	Cmp	Yds	Cmp%	Yd/Att	TD	TD%	Int	Int%	Lg	Sack/Lost	Rating
Concannon	143	71	715	49.7	5.00	5	3.5	9	6.3	51	9/72	49.7	
Carter	122	55	769	45.1	6.30	4	3.3	5	4.1	50	6/45	59.8	
Rakestraw	67	30	361	44.7	5.39	1	1.5	7	10.4	80t	6/49	27.2	
Bukich	7	2	23	28.6	3.29	0	0.0	0.0	0.0	13	3/21	40.8	
Sayers	2	0	0	0.0	0.00	0	0.0	0.0	0.0	0	0/0	39.6	
Kilgore	1	0	0	0.0	0.00	0	0.0	0.0	0.0	0	0/0	39.6	
Bull	1	0	0	0.0	0.00	0	0.0	0.0	0.0	0	0/0	39.6	
BEARS	343	158	1868	46.1	4.90	10	2.9	21	6.1	80t	24/187	45.1	
OPPONENTS	333	172	2893	51.7	8.01	25	7.5	18	5.4	99t	30/226	81.0	

Score by Period	1	2	3	4	Tot
BEARS	68	95	27	60	250
OPPONENTS	68	137	60	68	333

SCORING	TDs:	Ru-Pa-	R	K-PAT	FG	S	Pts	
Percival	0	0	0	0	25/25	25/36	0	100
Carter	4	4	0	0	0	0	0	24
Gordon	4	0	4	0	0	0	0	24
Bull	3	3	0	0	0	0	0	18
Concannon	2	2	0	0	0	0	0	12
Sayers	2	2	0	0	0	0	0	12
Piccolo	2	2	0	0	0	0	0	12
Denney	2	0	2	0	0	0	0	12
Wallace	2	0	2	0	0	0	0	12
Turner	2	0	2	0	0	0	0	12
Kurek	1	1	0	0	0	0	0	6
R. Taylor	1	0	0	1	0	0	0	6
BEARS	25	14	10	1	25/25	25/36	0	250
OPPONENTS	43	17	25	1	38/40	11/31	0	333

RUSHING	No	Yds	Avg	Lg	TD
Sayers	138	856	6.2	63	2
Bull	107	472	4.4	24	3
Piccolo	123	450	3.7	19	2
Carter	48	265	5.5	31	4
Concannon	28	104	3.7	16	1
Kurek	17	95	5.6	23	2
Wallace	3	29	9.7	18	0
Lyle	4	28	7.0	26	0
Livingston	7	25	3.6	8	0
Hull	12	22	1.8	12	0
Turner	2	16	8.0	14	0
Rakestraw	9	12	1.3	7	0
Green	1	4	4.0	4	0
Denney	1	-1	-1.0	-1	0
BEARS	500	2377	4.8	63	14
OPPONENTS	427	1704	4.0	46	17

RECEIVING	No	Yds	Avg	Lg	TD
Green	29	477	16.5	51	4
Piccolo	28	291	10.4	44	0
Denney	23	247	10.7	46	2
Wallace	19	281	14.8	27	2
Bull	17	145	8.5	24	2
Sayers	15	117	7.8	21	0
Net Punting	14	208	14.9	80t	2
Lyle	5	32	6.4	13	0
Kurek	4	50	12.5	23	0
Hull	4	20	5.0	9	0
BEARS	158	1868	10.6	80t	10
OPPONENTS	172	2893	15.5	99t	25

PUNTING	No	Yds	Avg	Net	TB	IN	Lg	B
Green	27	1142	42.3					58
Kilgore	35	1231	35.2					50
Lyle	4	134	33.5					39
BEARS	66	2508	38.0					58
OPPONENTS	66	2640	40.1					63

INTS/No	Yds	Avg	Lg	TD
McRae	4	41	10.3	22
R. Taylor	3	96	32.0	96t
Butkus	3	14	4.7	14
Phillips	2	23	11.5	17
Pettibon	2	18	9.0	18
Buffone	1	21	21.0	21
Genry	1	7	7.0	7
Evey	1	6	6.0	6
J. Taylor	1	0	0.0	0
BEARS	18	226	12.6	96t
OPPONENTS	21	260	12.4	50

KO RETURNS	No	Yds	Avg	Lg	TD
Turner	20	363	18.2	33	0
Sayers	17	461	27.1	46	0
Childs	8	291	36.4	88	0
Kurek	4	48	12.0	20	0
Gordon	3	97	32.3	37	0
Wallace	3	80	26.7	42	0
Butkus	2	30	15.0	28	0
Kuechenberg	1	0	0.0	0	0
BEARS	58	1370	23.6	88	0
OPPONENTS	54	968	17.9	41	0

PUNT RET.	Ret	FC	Yds	Avg	Lg	TD
Turner	9	17	19	2.1	12	0
Wallace	6	3	27	4.5	9	0
Sayers	2	3	29	14.5	18	0
Gordon	1	1	5	5.0	5	0
Hazelton	1	0	1	1.0	1	0
BEARS	19	24	81	4.3	18	0
OPPONENTS	28	19	120	4.3	40	0

FGs	1-19	20-29	30-39	40-49	50+
Percival	7/	6/	5/	6/	1/
BEARS	7/	6/	5/	6/	1/
OPPONENTS	2/	2/	4/	3/	0/
Percival: 43, 31, 33, 39, 31, 28, 15, 14, 12, 42, 21, 47, 10, 43, 42, 15, 34, 14, 20, 50, 46, 20, 20, 14, 26					
OPPONENTS: 37, 43, 30, 37, 44, 38, 19, 20, 21, 49, 19					

DEFENSE	(Top 9)	T	S	A	FR	PD	Sa	Int
Butkus	127	55	NA	1	NA	NA	0.0	3
Buffone	92	34	NA	1	NA	NA	9.0	1
Evey	52	36	NA	0	NA	NA	8.0	1
R. Taylor	47	11	NA	0	NA	NA	0.0	3
Phillips	35	20	NA	0	NA	NA	9.0	2
J. Taylor	35	9	NA	1	NA	NA	0.0	1
McRae	32	9	NA	0	NA	NA	7.0	4
Johnson	26	19	NA	0	NA	NA	5.0	0
Cornish	23	11	NA	0	NA	NA	0.0	0
SACKS: Buffone 9.0, Phillips 9.0, Evey 8.0, McRae 7.0, Johnson 5.0								
TEAM: 30.0; OPPONENTS: 24.0								

USUAL STARTERS	
Offense	Defense
WR.....Dick Gordon	RE.....Lloyd Phillips
LT.....Randy Jackson	RT.....Dick Evey
LG.....George Seals	LT.....John Johnson
C.....Mike Pyle	LE.....Ed O'Bradovich
RG.....James Cadlie	WLB.....James Purnell
RT.....Bob Wetoska	MLB.....Dick Butkus
TE.....Austin Denney	SLB.....Doug Buffone
WR.....Cecil Turner	RCB.....Joe Taylor
QB.....Jack Concannon	LCB.....Bennie McRae
RB.....Gale Sayers	SS.....Richie Pettibon
FB.....Ronnie Bull	FS.....Roosevelt Taylor
Team Stats	Bears Avg
Total Yards.....	4058.....289.9
Rushing Yards.....	2377.....169.8
Passing Yards.....	1681.....120.1
Points Scored.....	250.....17.9
	Opp Avg
Total Yards.....	4371.....312.2
Rushing Yards.....	1704.....121.7
Passing Yards.....	2667.....190.5
Points Scored.....	333.....23.8

1969 CHICAGO BEARS STATISTICS

Record: 1-13, .071
4th Place, NFC Central
Head Coach: Jim Dooley

09/21	L	0-17	at Green Bay	50,861
09/28	L	17-20	at St. Louis	50,039
10/05	L	24-28	at N. Y. Giants	62,583
10/12	L	0-31	MINNESOTA	45,757
10/19	L	7-13	at Detroit	54,732
10/26	L	7-9	L.A. RAMS	45,985
11/02	L	14-31	at Minnesota	47,900
11/09	W	38-7	PITTSBURGH	45,851
11/16	L	31-48	at Atlanta	53,722
11/23	L	21-24	BALTIMORE	45,455
11/30	L	24-28	CLEVELAND	45,050
12/06	L	21-42	at San Francisco	32,826
12/14	L	3-21	GREEN BAY	45,216
12/21	L	3-20	DETROIT	41,879

Bears		Opp
TOTAL FIRST DOWNS	237	208
Rushing	120	89
Passing	97	98
Penalty	20	21
3rd Down: Made/Att	NA	NA
3rd Down Pct.	NA	NA
4th Down: Made/Att	NA	NA
4th Down Pct.	NA	NA
TOTAL NET YARDS	3568	3881
Avg. Per Game	255	278
Total Plays	901	769
Avg. Per Play	3.9	5.1
NET YARDS RUSHING	2078	1900
Avg. Per Game	148	136
Total Rushes	462	440
NET YARDS PASSING	1490	1981
Avg. Per Game	106	142
Sacked/Yards Lost	55/439	33/258
Gross Yards	1929	2239
Att./Comp.	384/193	296/150
Completion Pct.	50.1	50.7
Had Intercepted	21	16
PUNTS/AVERAGE	76/39.0	59/41.7
NET PUNTING AVG.	NA	NA
PENALTIES/YARDS	89/940	66/612
FUMBLES/BALL LOST	27/17	21/11
TOUCHDOWNS	26	43
Rushing	14	17
Passing	11	23
Returns	1	3

Score by Period	1	2	3	4	Tot
BEARS	30	86	57	37	210
OPPONENTS	79	88	76	96	339

SCORING	TDs: Ru-Pa-	R	K-PAT	FG	S	Pts		
Percival	0	0	0	26/26	8/21	0	50	
Sayers	8	8	0	0	0	48		
Wallace	5	0	5	0	0	30		
Gordon	4	0	4	0	0	24		
Piccolo	3	2	1	0	0	18		
Douglass	2	2	0	0	0	12		
Concannon	1	1	0	0	0	6		
Denney	1	0	1	0	0	6		
Hull	1	1	0	0	0	6		
Youngblood	1	0	0	1	0	6		
BEARS	26	14	11	26/26	8/21	0	210	
OPPONENTS	43	17	23	3	42/42	13/27	0	339

RUSHING	No	Yds	Avg	Lg	TD
Sayers	236	1032	4.4	28	8
Douglass	51	408	8.0	39	2
Bull	44	187	4.3	16	0
Piccolo	45	148	3.3	15	2
Hull	29	81	2.8	14	1
Concannon	22	62	2.8	30	1
Montgomery	15	52	3.5	6	0
Gordon	2	28	14.0	22	0
Kurek	8	24	3.0	6	0
Carter	4	19	4.8	11	0
Green	1	17	17.0	17	0
Wallace	4	16	4.0	15	0
Denney	1	4	4.0	4	0
BEARS	462	2078	4.5	39	14
OPPONENTS	440	1900	4.3	80	17

RECEIVING	No	Yds	Avg	Lg	TD
Wallace	47	553	11.8	45	5
Gordon	36	414	11.5	41	4
Denney	22	203	9.2	29	1
Piccolo	17	143	8.4	25	1
Sayers	17	116	6.8	25	0
Bull	14	91	6.5	17	0
Simmons	13	178	13.0	48	0
Hull	12	63	5.3	29	0
Ogden	7	100	14.3	21	0
Kurek	4	30	7.5	13	0
Montgomery	2	8	4.0	6	0
Turner	1	19	19.0	19	0
Lyle	1	11	11.0	11	0
BEARS	193	1929	10.0	48	11
OPPONENTS	150	2239	14.9	77	23

PUNTING	No	Yds	Avg	Net	TB	In	Lg	B	
Green	76	2964	39.0					59	0
BEARS	76	2964	39.0					59	0
OPPONENTS	59	2460	41.7					72	

INTS	No	Yds	Avg	Lg	TD
J. Taylor	3	37	12.3	23	0
Daniels	3	37	12.3	32	0
Youngblood	3	22	7.3	22t	1
Butkus	2	13	6.5	11	0
Buffone	2	12	6.0	12	0
Lyle	1	10	10.0	10	0
Pride	1	1	1.0	1	0
McRae	1	0	0.0	0	0
BEARS	16	132	8.3	32	1
OPPONENTS	21	134	NA	44	0

KO RETURNS	No	Yds	Avg	Lg	TD
Sayers	14	339	24.2	52	0
Lyle	11	248	22.5	32	0
Turner	10	326	32.6	74	0
Gordon	6	105	17.5	27	0
Kurek	4	66	16.5	20	0
Butkus	3	28	9.3	28	0
Seals	2	20	10.0	20	0
Holman	1	0	0.0	0	0
Kuechenberg	1	0	0.0	0	0
BEARS	52	1132	21.8	74	0
OPPONENTS	38	921	24.3	86	1

PUNT RET.	Ret	FC	Yds	Avg	Lg	TD
Lyle	12	1	78	6.5	27	0
Piccolo	9	5	43	4.8	15	0
Turner	8	2	32	4.0	12	0
Gordon	1	0	11	11.0	11	0
Sayers	0	1	0	0.0	0	0
BEARS	30	9	164	5.47	27	0
OPPONENTS	28	NA	106	3.75	24	0

FGs	1-19	20-29	30-39	40-49	50+
Percival	1/	3/	4/	0/	0/
BEARS	1/	3/	4/	0/	0/
OPPONENTS	3/	4/	3/	3/	3/
Percival:	34,10,37,27,35,21,25,38				
OPPONENTS:	32,24,20,46,28,23,11,48,30,17,17,43,31				

DEFENSE	T	S	A	FF	FR	PD	Sa	Int
(Top 6)								
Buffone	68	NA	NA	NA	NA	NA	3.0	2
Taylor	41	30	11	NA	NA	NA	0.0	3
Holman	40	14	26	NA	NA	NA	0.0	0
Evey	39	3	36	NA	NA	NA	6.0	0
O'Bradovich	35	14	21	NA	NA	NA	0.0	0
McRae	25	20	5	NA	NA	NA	0.0	1
SACKS:	Evey 6.0, Buffone 3.0							
TEAM	33.0	OPPONENTS	55.0					

PASSING	Att	Cmp	Yds	Cmp%	Yd/Att	TD	TD%	Int	Int%	Lg	Sack/Lost	Rating
Concannon	160	87	783	54.4	4.89	4	2.5	8	5.0	38	14/104	55.3
Douglass	148	68	773	45.9	5.22	5	3.4	8	5.4	48	37/312	50.9
Carter	71	36	343	50.7	4.83	2	2.8	5	7.0	41	3/20	44.5
Green	2	2	30	100.0	15.00	0	0.0	0	0.0	19	0/0	118.8
Bull	1	0	0	0.0	0.00	0	0.0	0	0.0	0	0/0	39.6
Sayers	2	0	0	0.0	0.00	0	0.0	0	0.0	0	1/3	39.6
BEARS	384	193	1929	50.1	5.02	11	2.9	21	5.5	48	55/439	51.7
OPPONENTS	296	150	2239	50.7	7.56	23	7.8	16	5.4	77	33/258	79.2

USUAL STARTERS

Offense	Defense	Team Stats	Bears	Avg
WR.....Bob Wallace	RE.....Ed O'Bradovich	Total Yards.....	3568	254.9
LT.....Randy Jackson	RT.....Willie Holman	Rushing Yards.....	2078	148.4
LG.....George Seals	LT.....Frank Cornish	Passing Yards.....	1490	106.4
C.....Mike Pyle	LE.....Dick Evey	Points Scored.....	210	15.0
RG.....James Cadlie	WLB.....Rudy Kuechenberg			
RT.....Rufus Mayes	MLB.....Dick Butkus			
TE.....Austin Denney	SLB.....Doug Buffone	Total Yards.....	3881	277.2
WR.....Dick Gordon	RCB.....Joe Taylor	Rushing Yards.....	1900	135.7
QB.....Bobby Douglass	LCB.....Bernie McRae	Passing Yards.....	1981	141.5
RB.....Gale Sayers	SS.....George Youngblood	Points Scored.....	339	19.7
FB.....Ronnie Bull	FS.....Dick Daniels			

HISTORY

1970 CHICAGO BEARS STATISTICS

Record: 6-8, .429
3rd Place, NFC Central
Head Coach: Jim Dooley

09/19	W	24-16	at N.Y. Giants	62,936
09/27	W	20-16	PHILADELPHIA	53,643
10/05	L	14-28	at Detroit	58,210
10/11	L	0-24	MINNESOTA	45,405
10/18	L	7-20	SAN DIEGO	45,278
10/25	L	10-16	DETROIT	45,632
11/01	W	23-14	at Atlanta	58,850
11/08	L	16-37	SAN FRANCISCO	45,607
11/15	L	19-20	at Green Bay	56,263
11/22	W	31-13	BUFFALO	41,015
11/29	L	20-21	at Baltimore	60,240
12/05	L	13-16	at Minnesota	47,900
12/13	W	35-17	GREEN BAY	44,957
12/20	W	24-3	at New Orleans	63,518

Bears		Opp
TOTAL FIRST DOWNS	179	234
Rushing	83	83
Passing	76	133
Penalty	20	18
3rd Down: Made/Att	NA	NA
3rd Down Pct.	NA	NA
4th Down: Made/Att	NA	NA
4th Down Pct.	NA	NA
TOTAL NET YARDS	3265	4067
Avg. Per Game	233.2	290.5
Total Plays	808	895
Avg. Per Play	4.0	4.5
NET YARDS RUSHING	1092	1471
Avg. Per Game	78.0	105.1
Total Rushes	353	459
NET YARDS PASSING	2173	2596
Avg. Per Game	135.9	171.7
Sacked/Yards Lost	33/258	42/329
Gross Yards	2431	2925
Att./Comp.	422/210	394/233
Completion Pct.	49.8	59.1
Had Intercepted	23	17
PUNTS/AVERAGE	84/40.8	87/37.6
NET PUNTING AVG.	NA	NA
PENALTIES/YARDS	NA	NA
FUMBLES/BALL LOST	29/14	27/13
TOUCHDOWNS	28	31
Rushing	3	11
Passing	21	18
Returns	4	2

PASSING	Att	Cmp	Yds	Cmp%	Yd/Att	TD	TD%	Int%	Lg	Sack/Lost	Rating	
Concannon	385	194	2130	50.4	5.55	16	4.2	18	4.7	69	24/206	61.5
Douglass	30	12	218	40.0	7.27	4	13.3	3	10.0	53	7/46	65.7
Green	2	2	37	100.0	18.50	0	0.0	0.0	34	0/0	118.8	
Bull	4	2	46	50.0	11.50	1	25.0	1	25.0	34	0/0	91.7
Nix	1	0	0	0.0	0.00	0	0.0	1	100.0	0	1/2	39.6
Lyle	0	0	0	0.0	0.00	0	0.0	0	0.0	0	1/4	0.0
BEARS	422	210	2431	49.8	5.76	21	5.0	23	5.5	69	33/258	61.4
OPPONENTS	394	233	2925	59.1	7.42	18	4.6	17	4.3	79	42/329	79.5

Score by Period	1	2	3	4	Tot
BEARS	82	57	37	73	256
OPPONENTS	48	60	82	78	261

SCORING	TDs: Ru-Pa-R	K-PAT	FG	S	Pts			
Percival	0	0	0	28/28	20/34	0	88	
Gordon	13	0	13	0	0	78		
Seymour	4	0	4	0	0	24		
Turner	4	0	4	0	0	24		
Concannon	2	2	0	0	0	12		
Farmer	2	0	2	0	0	12		
Coady	1	0	1	0	0	6		
Ogden	1	0	1	0	0	6		
Shy	1	0	0	0	0	6		
BEARS	28	3	21	4	28/28	20/34	0	256
OPPONENTS	31	11	18	2	27/27	16/29	0	261

RUSHING	No	Yds	Avg	Lg	TD
Montgomery	62	229	3.7	38	0
Shy	79	227	2.9	45	1
Bull	68	214	3.2	28	0
Concannon	42	136	3.2	16	2
Hull	32	99	3.1	13	0
Sayers	23	52	2.3	15	0
Baynham	26	68	2.6	9	0
Kurek	6	24	4.0	11	0
Douglass	7	22	3.1	7	0
Gordon	4	17	4.3	7	0
Green	1	7	7.0	7	0
Turner	3	-3	-1.0	0	0
BEARS	353	1092	3.1	45	3
OPPONENTS	459	1471	3.2	23	11

RECEIVING	No	Yds	Avg	Lg	TD
Gordon	71	1026	14.5	69	13
Farmer	31	496	16.0	60	2
Wallace	15	160	10.7	33	0
Montgomery	14	75	5.4	17	0
Hull	13	60	4.6	17	0
Bull	13	44	3.4	17	0
Baynham	12	43	3.6	13	0
Shy	10	147	14.7	64	0
Hester	7	54	7.7	16	0
Seymour	6	145	24.2	53	4
Coady	6	44	7.3	14	1
Cole3	47	15.7	34	0	
Kurek	3	11	3.7	5	0
Turner	2	43	21.5	34	0
Ogden	1	6	6.0	6	1
Percival	1	19	19.0	19	0
Lyle	1	5	5.0	5	0
Sayers	1	-6	-6.0	-6	0
BEARS	210	2431	10.3	69	21
OPPONENTS	233	2925	11.1	79	18

PUNTING	No	Yds	Avg	Net	TB	IN	Lg	B	
Green	83	3395	40.9					56	0
Lyle	1	29	29.0					29	0
BEARS	84	3424	40.8					56	0
OPPONENTS	87	3271	37.6					62	0

INTS	No	Yds	Avg	Lg	TD
Buffone	4	33	8.3	16	0
Butkus	3	0	0.0	0	0
Taylor	2	18	9.0	18	0
Brupbacher	2	17	8.5	7	0
Clark	1	32	32.0	32	0
Davis	1	0	0.0	0	0
McRae	1	0	0.0	0	0
Seals	1	0	0.0	0	0
BEARS	17	100	5.9	32	0
OPPONENTS	23	NA	NA	43	1

KO RETURNS	No	Yds	Avg	Lg	TD
Smith	28	651	23.2	46	0
Turner	23	752	32.7	96t	4
Montgomery	4	69	17.3	21	0
Butkus	1	0	0.0	0	0
BEARS	56	1472	26.3	96	4
OPPONENTS	47	935	19.9	32	0

PUNT RET.	Ret	FC	Yds	Avg	Lg	TD
Smith	33	1	128	3.9	15	0
Cole14	1	83	5.9	15	0	
Lyle	9	3	37	4.1	10	0
Turner	1	0	0.0	0	0	
BEARS	57	5	246	4.3	15	0
OPPONENTS	40	NA	268	6.7	76	0

FGs	1-19	20-29	30-39	40-49	50+
Percival	4/	5/	9/	1/	1/
BEARS	4/	5/	9/	1/	1/
OPPONENTS	2/	5/	2/	7/	0/
Percival:	28.17.36.11.30.47.31.36.37.19.23.38.13.31.				
OPPONENTS:	25.20.45.42.22.43.49.31.40.17.49.				

DEFENSE	(Top 10)	T	S	A	FF	FR	PD	Sa	Int
Butkus	132	48	84	NA	2	NA	0.0	3	
Buffone	90	40	50	NA	0	NA	0.0	4	
Caffey	82	41	41	NA	0	NA	0.0	0	
Holman	79	31	48	NA	0	NA	12.0	0	
Seals	54	22	32	NA	1	NA	5.0	1	
Clark	44	18	26	NA	0	NA	0.0	1	
Staley	42	6	36	NA	0	NA	7.0	0	
McRae	37	10	27	NA	0	NA	0.0	1	
Daniels	33	14	19	NA	0	NA	0.0	0	
O'Bradovich	27	19	8	NA	0	NA	8.0	0	
SACKS:	Holman 12.0, O'Bradovich 8.0, Staley 7.0,								
Seals 5.0									
TEAM 42.0, OPPONENTS 33.0									

USUAL STARTERS		
Offense	Defense	
WR.....Dick Gordon	RE.....Ed O'Bradovich	
LT.....Randy Jackson	RT.....Bill Staley	
LG.....Glen Holloway	LT.....George Seals	
C.....Bob Hyland	LE.....Willie Holman	
RG.....James Cadlie	WLB.....Lee Roy Caffey	
RT.....Wayne Mass	MLB.....Dick Butkus	
TE.....Rich Coady	SLB.....Doug Buffone	
WR.....George Farmer	RCB.....Joe Taylor	
QB.....Jack Concannon	LCB.....Bennie McRae	
RB.....Ross Montgomery	SS.....Phil Clark	
FB.....Ronnie Bull	FS.....Dick Daniels	
Team Stats	Bears	Avg
Total Yards.....	3265	233.2
Rushing Yards.....	1092	78.0
Passing Yards.....	2173	155.2
Points Scored.....	256	18.3
Opp	Avg	
Total Yards.....	4067	290.5
Rushing Yards.....	1471	105.1
Passing Yards.....	2596	185.4
Points Scored.....	261	18.6

1971 CHICAGO BEARS STATISTICS

Record: 6-8, .429
3rd Place, NFC Central
Head Coach: Jim Dooley

09/19	W	17-15	PITTSBURGH	55,049
09/26	W	20-17	at Minnesota	47,900
10/03	L	3-17	at L.A. Rams	66,957
10/10	W	35-14	NEW ORLEANS	55,049
10/17	L	0-13	at San Francisco	44,133
10/24	W	28-23	at Detroit	54,418
10/31	W	23-19	DALLAS	55,049
11/07	L	14-17	GREEN BAY	55,049
11/14	W	16-15	WASHINGTON	55,049
11/21	L	3-28	DETROIT	55,049
11/29	L	3-34	at Miami	75,312
12/05	L	3-6	at Denver	51,200
12/12	L	10-31	at Green Bay	56,263
12/19	L	10-27	MINNESOTA	55,049

Score by Period	1	2	3	4	Tot
BEARS	34	57	25	69	185
OPPONENTS	63	96	60	57	276

SCORING	TDs:	Ru	Pa	R	K	PAT	FG	S	Pts
Percivil	0	0	0	0	18/18	15/33	0	0	63
Farmer	5	0	5	0	0	0	0	0	30
Gordon	5	0	5	0	0	0	0	0	30
Douglass*	3	3	0	0	1/1	0	0	0	19
Shy	2	2	0	0	0	0	0	0	12
Wallace	2	0	2	0	0	0	0	0	12
Pinder	1	1	0	0	0	0	0	0	6
Brupbacher	1	0	0	1	0	0	0	0	6
Seals	1	0	0	1	0	0	0	0	6
Butkus**	0	0	0	0	1/1	0	0	0	0
BEARS	20	6	12	2	20/20	15/33	0	0	185
OPPONENTS	29	14	12	3	28/29	24/39	1	276	

*Douglass conversion on a run
 **Butkus conversion on pass from Douglass

RUSHING	No	Yds	Avg	Lg	TD
Shy	116	420	3.6	21	2
Pinder	63	311	4.9	40	1
Douglass	39	284	7.0	30	3
Grabowski	51	149	2.9	9	0
Jo. Moore	29	90	3.1	12	0
Tucker	32	82	2.6	21	0
Sayers	13	38	2.9	9	0
Buffone	1	19	19.0	19	0
Harrison	5	13	2.6	12	0
Nix	9	12	1.3	14	0
Farmer	1	11	11.0	11	0
Concannon	5	5	1.0	2	0
Wallace	1	0	0.0	0	0
BEARS	265	1434	3.9	40	6
OPPONENTS	509	2116	4.1	52	14

RECEIVING	No	Yds	Avg	Lg	TD
Farmer	46	737	16.0	64	5
Gordon	43	610	14.2	45	5
Wallace	27	400	14.8	58	2
Shy	19	163	8.6	25	0
Grabowski	17	100	5.9	25	0
Tucker	11	65	5.9	21	0
Pinder	10	51	5.1	14	0
Seymour	5	75	15.0	21	0
Thomas	3	40	13.3	28	0
Jo. Moore	2	22	11.0	18	0
Harrison	2	18	9.0	12	0
Turner	1	13	13.0	13	0
BEARS	186	2294	12.3	64	12
OPPONENTS	192	2607	13.6	77	12

PUNTING	No	Yds	Avg	Net	TB	In	Lg	B
Green	77	3095	40.2					60 0
BEARS	77	3095	40.2					60 0
OPPONENTS	66	2693	40.8					60 0

INTS	No	Yds	Avg	Lg	TD
Ford	5	46	9.2	24	0
Butkus	4	9	2.3	9	0
Taylor	3	69	23.0	39	0
Smith	3	48	16.0	27	0
Buffone	2	27	13.5	18	0
Brupbacher	2	34	17.0	34	0
Lyle	1	29	29.0	29	0
Gunn	1	5	5.0	5	0
Jeter	1	0	0.0	0	0
BEARS	22	267	12.1	39	0
OPPONENTS	28	465	16.6	89	1

KO RETURNS	No	Yds	Avg	Lg	TD
Turner	31	639	20.6	40	0
Smith	26	671	25.8	41	0
Butkus	2	15	7.5	12	0
BEARS	59	1325	22.5	41	0
OPPONENTS	32	818	25.6	102t	1

PUNT RET.	Ret	FC	Yds	Avg	Lg	TD
Smith	26	4	194	7.5	43	0
Turner	9	5	63	7.0	21	0
Lyle	1	0	5	5.0	5	0
BEARS	36	9	262	7.4	43	0
OPPONENTS	31	22	172	5.5	38	0

FGs	1-19	20-29	30-39	40-49	50+
Percivil	4/	1/	5/	5/	0/
BEARS	4/	1/	5/	5/	0/
OPPONENTS	6/	9/	6/	3/	0/
Percivil:	33.45,45.36,44.38,35.15,42.9,41.153				
	4,12,22				
OPPONENTS:	32,29,42,14,23.9,15,28,49,29,10,22,30,				
	12,37.9,27,43.35,37,33,27,25,27				

DEFENSE	(Top 10)	T	S	A	FF	FR	PD	SA	Int
Butkus	117	68	49	3	3	NA	1.0	4	0
Holman	79	38	41	5	2	NA	9.0	0	0
Buffone	76	67	9	2	1	NA	1.0	2	0
Seals	74	59	15	0	1	NA	8.0	0	0
Brupbacher	61	50	11	3	3	NA	0.0	2	0
Smith	51	26	25	2	1	NA	0.0	3	0
O'Bradovich	49	30	19	2	1	NA	7.0	0	0
Ford	47	26	21	2	1	NA	0.0	5	0
Taylor	47	13	34	0	1	NA	0.0	3	0
Staley	37	20	17	0	1	NA	0.0	0	0
SACKS:	Holman 9.0, Seals 8.0, O'Bradovich 7.0,								
	McGee 2.0, Buffone 1.0, Butkus 1.0								
TEAM	28.0, OPPONENTS	49.0							

PASSING	Att	Cmp	Yds	Cmp%	Yd/Att	TD	TD%	Int	Int%	Lg	Sack/Lost	Rating
Douglass	225	91	1164	40.4	5.17	5	2.2	15	6.7	64	30/235	37.0
Nix	137	51	760	37.2	5.55	6	4.4	10	7.3	41	10/91	40.4
Concannon	77	42	334	54.5	4.34	0	0.0	3	3.9	28	8/61	49.4
Shy	1	1	23	100.0	23.00	1	100.0	0	0.0	23t	1/5	158.3
Green	2	1	13	50.0	6.50	0	0.0	0	0.0	13	0/0	70.8
Wallace	1	0	0	0.0	0.00	0	0.0	0	0.0	0	0/0	39.6
BEARS	443	186	2294	41.9	5.18	12	2.7	28	6.3	64	49/392	41.3
OPPONENTS	362	192	2607	53.0	7.20	12	3.3	22	6.1	77	28/203	62.0

USUAL STARTERS

Offense	Defense
WR.....Dick Gordon	RE.....Ed O'Bradovich
LT.....Randy Jackson	RT.....Bill Staley
LG.....Glen Holloway	LT.....George Seals
C.....Rich Coady	LE.....Willie Holman
RG.....James Cadlie	WLB.....Ross Brupbacher
RT.....Steve Wright	MLB.....Dick Butkus
TE.....Bob Wallace	SLB.....Doug Buffone
WR.....George Farmer	RCB.....Joe Taylor
QB.....Bobby Douglass	LCB.....Charlie Ford
RB.....Don Shy	SS.....Ron Smith
FB.....Jim Grabowski	FS.....Jerry Moore

RANKINGS

Team Stats	Bears	Avg	Rank
Total Yards	3336	238.3	24
Rushing Yards	1434	102.4	23
Passing Yards	1902	135.9	18
Points Scored	185	13.2	25
Opp	Avg	Rank	
Total Yards	4520	322.9	23
Rushing Yards	2116	151.6	19
Passing Yards	2404	171.7	20
Points Scored	276	19.7	12

1972 CHICAGO BEARS STATISTICS

Record: 4-9-1, .321
4th Place, NFC Central
Head Coach: Abe Gibron

09/17	L	21-37	ATLANTA	55.701
09/24	T	13-13	L.A. RAMS	55.701
10/01	L	24-38	DETROIT	55.701
10/08	L	17-20	at Green Bay	56.263
10/15	W	17-0	at Cleveland	72.339
10/23	W	13-10	MINNESOTA	55.701
10/29	W	27-10	at St. Louis	50.464
11/05	L	0-14	at Detroit	54.418
11/12	L	17-23	GREEN BAY	55.701
11/19	L	21-34	SAN FRANCISCO	55.701
11/26	L	3-13	CINCINNATI	55.701
12/03	L	10-23	at Minnesota	49.784
12/10	W	21-12	at Philadelphia	65.720
12/17	L	21-28	at Oakland	54.711

	Bears	Opp
TOTAL FIRST DOWNS	190	224
Rushing	124	96
Passing	54	108
Penalty	12	20
3rd Down: Made/Att	62/181	76/192
3rd Down Pct.	34.3	39.6
4th Down: Made/Att	NA	NA
4th Down Pct.	NA	NA
TOTAL NET YARDS	3468	3923
Avg. Per Game	247.7	280.2
Total Plays	773	841
Avg. Per Play	4.5	4.7
NET YARDS RUSHING	2360	1751
Avg. Per Game	168.6	125.1
Total Rushes	536	476
NET YARDS PASSING	1108	2172
Avg. Per Game	79.1	155.1
Sacked/Yards Lost	32/175	23/173
Gross Yards	1283	2345
Att./Comp.	205/78	342/180
Completion Pct.	38.0	52.6
Had Intercepted	13	21
PUNTS/AVERAGE	67/41.2	62/41.2
NET PUNTING AVG.	NA	NA
PENALTIES/YARDS	74/574	69/644
FUMBLES/BALL LOST	40/22	37/14
TOUCHDOWNS	27	31
Rushing	15	11
Passing	9	16
Returns	3	4

PASSING	Att	Cmp	Yds	Cmp%	Yd/Att	TD	TD%	Int	Int%	Lg	Sack/Lost	Rating
Douglass	198	75	1246	37.9	6.29	9	4.5	12	6.1	85t	32/175	49.8
Green	2	1	23	50.0	11.50	0	0.0	1	50.0	23	0/0	52.1
Huarte	5	2	14	40.0	2.80	0	0.0	0	0.0	8	0/0	47.9
BEARS	205	78	1283	38.0	6.26	9	4.4	13	6.3	85t	32/175	48.1
OPPONENTS	342	180	2345	52.6	6.86	16	4.7	21	6.1	64t	23/173	64.5

Score by Period	1	2	3	4	Tot
BEARS	35	43	54	93	225
OPPONENTS	76	100	53	46	275

SCORING	TDs: Ru-Pa-R	K-PAT	FG	S	Pts		
Percival	0	0	0	26/26	12/24	0	62
Douglass	8	8	0	0	0	0	48
Thomas	4	0	3	1	0	0	24
Harrison	3	2	1	0	0	0	18
Pinder	3	3	0	0	0	0	18
Farmer	2	0	2	0	0	0	12
Parsons	1	0	1	0	0	0	6
Seymour	1	0	1	0	0	0	6
Lawson	1	1	0	0	0	0	6
Kosins	1	0	1	0	0	0	6
Smith	1	0	1	0	0	0	6
Shy	1	1	0	0	0	0	6
Brupbacher	1	0	1	0	0	0	6
Butkus*	0	0	0	0	1/1	0	0
BEARS	27	15	9	27/27	12/24	0	225
OPPONENTS	31	11	16	40/31	19/26	1	275

*Butkus conversion on pass from Douglass

RUSHING	No	Yds	Avg	Lg	TD
Douglass	141	968	6.9	75t	8
Harrison	167	622	3.7	19	2
Shy	91	342	3.8	22	1
Pinder	87	300	3.4	19	3
Lawson	33	106	3.2	14	1
Butkus	1	28	28.0	28	0
Thomas	5	13	2.6	8	0
Kosins	3	5	1.7	3	0
Turner	3	0	0.0	11	0
Parsons	1	0	0.0	0	0
Huarte	1	-2	-2.0	-2	0
Seymour	1	-9	-9.0	-9	0
Farmer	2	-13	-6.5	-2	0
BEARS	536	2360	4.4	75t	15
OPPONENTS	476	1751	3.7	45t	11

RECEIVING	No	Yds	Avg	Lg	TD
Thomas	20	365	18.3	44	3
Farmer	14	380	27.1	85t	2
Seymour	10	165	16.5	35t	1
Shy	10	109	10.9	28	0
Lawson	8	120	15.0	40	0
Harrison	8	30	3.8	20	1
Turner	3	71	23.7	36	0
Kosins	2	15	7.5	8	1
Pinder	1	13	13.0	13	0
Wallace	1	9	9.0	9	0
Parsons	1	6	6.0	6t	1
BEARS	78	1283	16.5	85t	9
OPPONENTS	180	2345	13.0	64t	16

PUNTING	No	Yds	Avg	Net	TB	Int	Lg	B	
BEARS	67	2758	41.2					58	0
BEARS	67	2758	41.2					58	0
OPPONENTS	62	2668	43.0					64	1

INTS	No	Yds	Avg	Lg	TD
Ford	7	104	14.9	43	0
Taylor	4	0	0.0	0	0
Butkus	2	19	9.5	14	0
Jeter	2	0	0.0	0	0
Lyle	2	52	26.0	35	0
Buffone	1	0	0.0	0	0
Brupbacher	1	11	11.0	11	0
Je. Moore	1	5	5.0	5	0
Smith	1	2	2.0	2	0
BEARS	21	193	9.2	43	0
OPPONENTS	13	104	8.0	NA	1

KO RETURNS	No	Yds	Avg	Lg	TD
Smith	30	924	30.8	94t	1
Turner	16	409	25.6	57	0
Clemons	2	53	26.5	27	0
Holloway	1	28	28.0	28	0
Butkus	1	15	15.0	15	0
Pinder	1	14	14.0	14	0
Horton	1	3	3.0	3	0
Thomas*	0	82	0.0	82t	1
BEARS	52	1528	29.4	94t	2
OPPONENTS	42	1025	24.4	89	0

*Thomas took handoff from Smith at STL (10/29)

PUNT RET.	Ret	FC	Yds	Avg	Lg	TD
Smith	26	3	163	6.3	29	0
Clemons	2	3	15	7.5	10	0
BEARS	28	6	178	6.4	29	0
OPPONENTS	24	26	126	5.3	32	0

FGs	1-19	20-29	30-39	40-49	50+								
Percival	6/6	3/4	2/4	1/9	0/1								
BEARS	6/6	3/4	2/4	1/9	0/1								
OPPONENTS	4/4	7/8	6/8	1/3	1/2								
Percival:()	(45N,19G,45G)	(15G,41N)	(12G,48N,51N)	(8G)	(21G,20G)	(30N,12G,32G)	(35N,49N)	(45N,38G)	(48N)	(9G)	(45N,27G)	()	(23N,44N)
OPPONENTS:()	(22G,39G,36G)	(20G,45G,47N)	(35G)	(26G,34N,37G)	()	(21G,27N)	(15G)	(51G,21G,21G)	()	(14G,39N,39G)	(9G,14G,14G,30N)	(33G,43N,54N)	(0)

DEFENSE	(Top 10)	T	S	A	FF	FR	PD	Sa	Int
Butkus	190	106	84	NA	4	NA	1.0	2	0
Buffone	158	96	62	NA	0	NA	1.0	1	0
Brupbacher	122	66	56	NA	0	NA	1.0	3.0	1
Osborne	82	54	28	NA	2	NA	5.0	0	0
Ford	64	50	14	NA	1	NA	1.0	7	0
Smith	58	44	14	NA	0	NA	0.0	1	0
McGee	72	39	33	NA	0	NA	2.0	0	0
Taylor	45	38	7	NA	0	NA	0.0	4	0
Rice	53	34	19	NA	1	NA	3.0	0	0
DeLong	50	28	22	NA	0	NA	3.0	0	0
SACKS:	Osborne 5.0, Brupbacher 3.0, DeLong 3.0, Rice 3.0, Gunn 2.0, Horton 2.0, McGee 2.0, Buffone 1.0, Butkus 1.0, Line 1.0								
TEAM 23.0, OPPONENTS 32.0									

USUAL STARTERS		RANKINGS	
Offense	Defense	Team Stats	Bears Avg Rank
WR.....Jim Seymour	RE.....Steve DeLong	Total Yards.....	3468 247.7 23
LT.....Randy Jackson	RT.....Bill Line	Rushing Yards.....	2360 168.6 4
LG.....Glen Holloway	LT.....Jim Osborne	Passing Yards.....	1108 79.1 26
C.....Rich Coady	LE.....Tony McGee	Points Scored.....	225 16.1 21
RG.....Bob Newton	WLB.....Ross Brupbacher		
RT.....Bob Asher	MLB.....Dick Butkus	Total Yards.....	3923 280.2 13
TE.....Earl Thomas	SLB.....Doug Buffone	Rushing Yards.....	1751 125.1 8
WR.....George Farmer	RCB.....Joe Taylor	Passing Yards.....	2172 155.1 11
QB.....Bobby Douglass	LCB.....Charlie Ford	Points Scored.....	275 19.6 15
RB.....Cyril Pinder/Don Shy	SS.....Ron Smith		
FB.....Jim Harrison	FS.....Jerry Moore		

1973 CHICAGO BEARS STATISTICS

Record: 3-11, .214
4th Place, NFC Central
Head Coach: Abe Gibron

09/16	L	17-20	DALLAS	50	955
09/23	L	13-22	MINNESOTA	52	035
09/30	W	33-14	at Denver	51	159
10/07	L	16-21	at New Orleans	56	561
10/14	L	6-46	at Atlanta	47	342
10/21	L	10-13	NEW ENGLAND	47	643
10/28	W	35-14	HOUSTON	43	755
11/04	W	31-17	at Green Bay	53	231
11/12	L	7-19	at Kansas City	70	664
11/18	L	7-30	DETROIT	48	625
11/25	L	13-31	at Minnesota	46	430
12/02	L	0-26	L.A. RAMS	47	620
12/09	L	7-40	at Detroit	41	729
12/16	L	0-21	GREEN BAY	29	157

Bears		Opp
TOTAL FIRST DOWNS	193	247
Rushing	97	138
Passing	77	90
Penalty	19	19
3rd Down: Made/Att	68/209	64/196
3rd Down Pct.	32.5	32.7
4th Down: Made/Att	NA	NA
4th Down Pct.	NA	NA
TOTAL NET YARDS	3129	4183
Avg. Per Game	223.5	298.8
Total Plays	848	898
Avg. Per Play	3.7	4.7
NET YARDS RUSHING	1907	2509
Avg. Per Game	136.2	179.2
Total Rushes	496	563
NET YARDS PASSING	1222	1674
Avg. Per Game	87.3	119.6
Sacked/Yards Lost	49/395	32/304
Gross Yards	1617	1978
Att./Comp.	303/136	303/156
Completion Pct.	44.9	51.5
Had Intercepted	16	14
PUNTS/AVERAGE	86/39.8	66/40.5
NET PUNTING AVG.	NA	NA
PENALTIES/YARDS	86/817	77/672
FUMBLE/BALL LOST	40/27	35/19
TOUCHDOWNS	22	37
Rushing	11	19
Passing	8	17
Returns	3	1

Score by Period	1	2	3	4	Tot
BEARS	40	50	58	47	201
OPPONENTS	50	120	75	89	334

SCORING	TDs:	Ru	Pa	R	K	PAT	FG	S	Pts
Roder	0	0	0	0	11/11	8/16	0	35	0
Douglass	5	5	0	0	0	0	0	30	0
Garrett	5	5	0	0	0	0	0	30	0
Percival	0	0	0	0	10/11	6/8	0	28	0
Thomas	4	0	4	0	0	0	0	24	0
Harrison	3	1	2	0	0	0	0	18	0
Hill	2	0	0	2	0	0	0	12	0
Butkus	1	0	0	1	0	0	0	6	0
Farmer	1	0	1	0	0	0	0	6	0
Parsons	1	0	1	0	0	0	0	6	0
BEARS	22	11	8	3	21/22	14/24	0	195	0
OPPONENTS	37	19	17	1	35/37	25/38	1	334	0

RUSHING	No	Yds	Avg	Lg	TD
Garrett	175	655	3.8	35	5
Douglass	94	525	5.6	42	5
Harrison	100	370	3.7	17	1
Moore	58	191	3.3	25	0
Lawson	24	70	2.9	12	0
Kosins	24	65	2.7	7	0
Huff	11	22	2.0	8	0
Farmer	1	8	8.0	8	0
Sanderson	3	8	2.7	6	0
Thomas	1	5	5.0	5	0
Parsons	2	2	1.0	5	0
Hill	3	-14	-4.7	5	0
BEARS	496	1907	3.8	42	11
OPPONENTS	563	2509	4.5	53	19

RECEIVING	No	Yds	Avg	Lg	TD
Thomas	24	343	14.3	38	4
Garrett	23	292	12.7	39	0
Harrison	21	200	9.5	44	2
Farmer	15	219	14.6	25	1
Cotton	13	186	14.3	63	0
Hill	10	119	11.9	18	0
Lawson	9	60	6.7	21	0
Reynolds	7	127	18.1	30	0
Sanderson	5	23	4.6	9	0
Kosins	4	8	2.0	10	0
Moore	3	17	5.7	6	0
Parsons	2	23	11.5	17	1
BEARS	136	1617	11.9	63	8
OPPONENTS	156	1978	12.7	54	17

PUNTING	No	Yds	Avg	Net	TB	In	Lg	B
Green	82	3321	40.5					62
Parsons	4	106	26.5					33
BEARS	86	3427	39.8					62
OPPONENTS	66	2671	40.5					63

INTS	No	Yds	Avg	Lg	TD
Lyle	5	62	12.4	24	0
Buffone	3	22	7.3	22	0
Ford	2	50	25.0	41	0
Clemmons	2	30	15.0	30	0
Butkus	1	0	0.0	0	0
Ellis1	12	12.0	12	0	0
BEARS	14	176	12.6	41	0
OPPONENTS	16	335	20.9	95	1

KO RETURNS	No	Yds	Avg	Lg	TD
Hill	27	637	23.6	95	1
Garrett	16	486	30.4	67	0
Turner	8	127	15.9	84	0
Sanderson	2	44	22.0	25	0
Cotton	2	15	7.5	13	0
Parsons	2	15	7.5	15	0
Thomas*	0	12	0.0	12	0
Holloway	1	8	8.0	8	0
Osborne	1	0	0.0	0	0
BEARS	59	1344	22.8	95	1
OPPONENTS	33	813	24.7	84	0

* Thomas took handoff from Hill at NO (10/7)

PUNT RET.	Ret	FC	Yds	Avg	Lg	TD
Hill	36	6	204	5.7	72	1
Moore	1	0	0	0.0	0	0
BEARS	37	6	204	5.5	72	1
OPPONENTS	40	26	294	7.4	42	0

FGs	1-19	20-29	30-39	40-49	50+
Percival	4/4	0/0	2/3	0/1	0/0
Roder	1/1	2/2	1/3	4/7	0/3
BEARS	5/5	2/2	3/6	4/8	0/3
OPPONENTS	6/6	6/6	8/12	5/12	0/2
Percival:	(33G)	(36N, 31G, 12G)	(12G, 10G)	(10G, 45N)	
Roder:	(47N)	(47G, 42G)	(56N, 17G, 40G, 28G)	(51N)	
	(30G)	(42N, 37N)	(43G, 24G, 49B)	(39N)	(54N)
OPPONENTS:	(25G, 36B, 11G)	(41G, 48N, 25G, 14G, 11G, 35G)	(41N, 34N, 33N, 39N)	(23G, 32G, 33G)	
	(32G, 11G, 43N)	(25G)	(47G, 17G, 43G, 42G, 51N)	(26G, 41N)	
	(41G, 45N)	(52N, 30G, 16G, 39G, 26G)	(36G, 37G, 48N)	(32N)	

DEFENSE	(Top 10)	T	S	A	FF	FR	PD	Sa	Int
Chambers	132	101	31	NA	2	NA	9.0	0	0
Clemmons	115	91	24	NA	1	NA	0.0	2	0
Buffone	102	83	19	NA	1	NA	1.0	3	0
Lyle	88	72	16	NA	1	NA	0.0	5	0
Butkus	90	64	26	NA	1	NA	0.0	1	0
Osborne	70	52	18	NA	1	NA	10.0	0	0
Rives	68	60	8	NA	1	NA	1.0	0	0
Taylor	67	54	13	NA	0	NA	0.0	0	0
McGee	61	48	13	NA	4	NA	1.0	0	0
Clark	54	43	11	NA	1	NA	0.0	0	0
SACKS:	Osborne 10.0,	Chambers 9.0,	Tom 5.0,						
Hrivnak 2.0,	Buffone 1.0,	Gunn 1.0,	Holman 1.0,						
McGee 1.0,	Rice 1.0,	Rives 1.0							
TEAM 32.0,	OPPONENTS 49.0								

PASSING	Att	Cmp	Yds	Cmp%	Yd/Att	TD	TD%	Int	Int%	Lg	Sack/Lost	Rating
Douglass	174	81	1057	46.6	6.07	5	2.9	7	4.0	63	27/215	59.0
Hill	1	1	35	100.0	35.00	0	0.0	0	0.0	35	0/0	118.8
Huff	126	54	525	42.9	4.17	3	2.4	8	6.3	29t	22/180	36.6
Garrett	1	0	0	0.0	0.00	0	0.0	0	0.0	0	0/0	39.6
Thomas	1	0	0	0.0	0.00	0	0.0	1	100.0	0	0/0	0.0
BEARS	303	136	1617	44.9	5.34	8	2.6	16	5.3	63	49/395	48.5
OPPONENTS	303	156	1978	51.5	6.53	17	5.6	14	4.6	54t	32/304	71.6

USUAL STARTERS

Offense	Defense
WR.....Earl Thomas	RE.....Mel Tom
LT.....Randy Jackson	RT.....Wally Chambers
LG.....Glen Holloway	LT.....Jim Osborne
C.....Rich Coady	LE.....Tony McGee
RG.....Bob Newton	WLB.....Bob Pifferini
RT.....Bob Asher	MLB.....Dick Butkus
TE.....Craig Cotton	SLB.....Doug Buffone
WR.....George Farmer	RCB.....Joe Taylor
QB.....Bobby Douglass	LCB.....Charlie Ford
RB.....Carl Garrett	SS.....Craig Clemmons
FB.....Jim Harrison	FS.....Garry Lyle

RANKINGS

Team Stats	Bears	Avg	Rank
Total Yards	3129	223.5	26
Rushing Yards	1907	136.2	15
Passing Yards	1222	87.3	24
Points Scored	195	13.9	24
Opp	Avg	Rank	
Total Yards	4183	298.8	17
Rushing Yards	2509	179.2	25
Passing Yards	1674	119.6	6
Points Scored	334	23.9	20

HISTORY

1974 CHICAGO BEARS STATISTICS

Record: 4-10, .286
4th Place, NFC Central
Head Coach: Abe Gibron

09/15	W	17-9	DETROIT	55,202
09/22	L	21-23	N.Y. JETS	55,753
09/29	L	7-11	at Minnesota	46,619
10/06	W	24-10	NEW ORLEANS	55,753
10/13	L	10-13	at Atlanta	58,850
10/21	W	10-9	GREEN BAY	55,753
10/27	L	6-16	at Buffalo	80,024
11/03	L	0-17	MINNESOTA	55,753
11/10	L	3-20	at Green Bay	48,273
11/17	L	0-34	SAN FRANCISCO	55,753
11/24	L	17-34	at Detroit	47,376
12/01	W	16-13	N.Y. GIANTS	55,753
12/08	L	21-28	at San Diego	36,997
12/15	L	0-42	at Washington	54,395

	Bears	Opp
TOTAL FIRST DOWNS	203	231
Rushing	92	104
Passing	96	102
Penalty	15	25
3rd Down: Made/Att	66/218	68/203
3rd Down Pct.	30.3	33.5
4th Down: Made/Att	NA	NA
4th Down Pct.	NA	NA
TOTAL NET YARDS	3200	3818
Avg. Per Game	228.6	272.7
Total Plays	866	873
Avg. Per Play	3.7	4.4
NET YARDS RUSHING	1480	1739
Avg. Per Game	105.7	123.6
Total Rushes	434	519
NET YARDS PASSING	1720	2079
Avg. Per Game	122.9	149.1
Sacked/Yards Lost	36/359	25/171
Gross Yards	2079	2250
Att./Comp.	396/185	329/174
Completion Pct.	46.7	52.9
Had Intercepted	22	18
PUNTS/AVERAGE	91/37.9	77/38.5
NET PUNTING AVG.	88/37.0	77/32.2
PENALTIES/YARDS	88/679	74/601
FUMBLES/BALL LOST	35/15	28/14
TOUCHDOWNS	18	33
Rushing	10	17
Passing	8	12
Returns	0	4

PASSING	Att	Cmp	Yds	Cmp%	Yd/Att	TD	TD%	Int	Int%	Lg	Sack/Lost	Rating
Huff	283	142	1663	50.2	5.88	6	2.1	17	6.0	73t	24/260	40.9
Douglass	100	41	387	41.0	3.87	2	2.0	4	4.0	40	9/69	42.4
Barnes	9	2	29	22.2	3.22	0	0.0	1	11.1	24	3/30	0.9
Parsons	1	0	0	0.0	0.0	0	0.0	0	0.0	0/0	0/0	39.6
Hill	1	0	0	0.0	0.0	0	0.0	0	0.0	0/0	0/0	39.6
Hodgins	1	0	0	0.0	0.0	0	0.0	0	0.0	0/0	0/0	39.6
Rather	1	0	0	0.0	0.0	0	0.0	0	0.0	0/0	0/0	39.6
BEARS	396	185	2079	46.7	5.25	8	2.0	22	5.6	73t	36/359	46.5
OPPONENTS	329	174	2250	52.9	6.84	12	3.6	18	5.5	69	25/171	64.0

Score by Period	1	2	3	4	OT	Tot
BEARS	40	27	34	51	0	152
OPPONENTS	44	102	49	84	0	279

SCORING	TDs: Ru-Pa-R	K-PAT	FG	S	Pts			
Roder	0	0	0	0	17/18	9/13	0	44
Rather	3	0	3	0	0	0	18	
Grandberry	2	2	0	0	0	0	12	
Huff	2	2	0	0	0	0	12	
Garrett	2	1	1	0	0	0	12	
Harrison	1	1	0	0	0	0	6	
Douglass	1	1	0	0	0	0	6	
Kosins	1	1	0	0	0	0	6	
Williams	1	1	0	0	0	0	6	
C. Taylor	1	1	0	0	0	0	6	
Hill	1	0	1	0	0	0	6	
Parsons	1	0	1	0	0	0	6	
Wade	1	0	1	0	0	0	6	
Wheeler	1	0	1	0	0	0	6	
BEARS	18	10	8	17/18	9/13	0	152	
OPPONENTS	33	17	12	4	29/33	16/23	2	279

RUSHING	No	Yds	Avg	Lg	TD
Grandberry	144	475	3.3	31	2
Garrett	96	346	3.6	19	1
Douglass	36	229	6.4	17	1
Williams	74	218	2.9	12	1
Harrison	36	94	2.6	16	1
Huff	23	37	1.6	11	2
Kosins	8	30	3.8	12	1
Barnes	1	19	19.0	19	0
C. Taylor	9	18	2.0	9	1
Gagnon	1	15	15.0	15	0
Rather	2	10	5.0	14	0
Hodgins	1	3	3.0	3	0
Rives	1	2	2.0	2	0
Pagac	1	-1	-1.0	-1	0
Wade	1	-15	-15.0	-15	0
BEARS	434	1480	3.4	31	10
OPPONENTS	519	1739	3.4	66	17

RECEIVING	No	Yds	Avg	Lg	TD
Wade	39	683	17.5	73t	1
Grandberry	30	212	7.1	40	0
Rather	29	400	13.8	59t	3
Williams	25	167	6.7	13	0
Garrett	16	132	8.3	20	1
Kelly	8	100	12.5	24	0
Hill	7	109	15.6	28	1
Pagac	6	79	13.2	24	0
Wheeler	5	59	11.8	19	1
Farmer	5	45	9.0	17	0
Harrison	5	38	7.6	14	0
Gagnon	4	20	5.0	16	0
C. Taylor	3	23	7.6	8	0
Parsons	2	9	4.5	5	1
Kosins	1	3	3.0	3	0
BEARS	185	2079	11.2	73t	8
OPPONENTS	174	2250	12.9	69	12

PUNTING	No	Yds	Avg	Net	TB	In	Lg	B	
Parsons	90	3408	37.9					59	1
Barnes	1	27	27.0					27	0
BEARS	91	3435	37.7					59	1
OPPONENTS	77	2961	38.5					61	0

INTS	No	Yds	Avg	Lg	TD
Clemons	4	84	21.0	37	0
Lyle	3	57	19.0	36	0
Ellis3	32	10.7	19	0	0
Montgomery	2	56	28.0	33	0
Knox	2	26	13.0	21	0
Bryant	2	11	5.5	11	0
J. Taylor	1	27	27.0	27	0
Buffone	1	0	0.0	0	0
BEARS	18	293	16.3	37	0
OPPONENTS	22	225	10.2	44	1

KO RETURNS	No	Yds	Avg	Lg	TD
C. Taylor	27	567	21.0	38	0
Grandberry	22	568	25.8	60	0
Pagac	3	53	17.6	21	0
Gagnon	2	32	16.0	16	0
Van Valkenburg 1	20	20.0	20	0	0
Gallagher	1	16	16.0	16	0
Kinney	1	0	0.0	0	0
BEARS	57	1256	22.0	69	0
OPPONENTS	35	700	20.0	33	0

PUNT RET.	Ret	FC	Yds	Avg	Lg	TD
Hill	33	NA	183	5.5	15	0
Knox	5	NA	35	7.0	12	0
Van Valkenburg 4	NA	22	5.5	14	0	
Hodgins	2	NA	8	4.0	8	0
BEARS	44	NA	248	5.6	15	0
OPPONENTS	58	NA	633	10.9	95t	1

FGs	1-9	20-29	30-39	40-49	50+
Roder	0/0	4/5	3/5	2/3	0/0
BEARS	0/0	4/5	3/5	2/3	0/0
OPPONENTS	0/1	5/6	9/11	2/3	0/2
Roder:(29G)(46N)(0)(30G)(37G)(23G)(42G,28G)(44G,20N,36N)(33N)(38G)(24G)(0)					
OPPONENTS:(53N)(19B,39G)(32G,31N)(23N,21G)(35G,31G)(34G,33G,36G)(47G,55N,36N,25G,36G)(23G)(45G,24G)(42B)(22G,32G)(0)					

DEFENSE	(Top 10)	T	S	A	FF	FR	PD	Sa	Int
Buffone	132	98	34	NA	NA	NA	0.0	1	4
Clemons	120	88	32	NA	NA	NA	0.0	4	0
Gunn	117	80	37	NA	NA	NA	1.0	0	0
Chambers	113	79	34	NA	NA	NA	6.0	0	0
Bryant	110	69	41	NA	NA	NA	3.0	2	0
Lyle	107	79	28	NA	NA	NA	0.0	3	0
Ellis	96	80	16	NA	NA	NA	0.0	3	0
Osborne	91	67	24	NA	NA	NA	3.0	0	0
J. Taylor	68	51	17	NA	NA	NA	0.0	1	0
Rives	65	37	28	NA	NA	NA	1.0	0	0
SACKS: Chambers 6.0, Tom 4.0, Osborne 3.0, Bryant 3.0, Harris 2.0, Hrivnak 2.0, Gunn 1.0, Hultz 1.0, Knox 1.0, Rives 1.0, Gallagher 1.0									
TEAM 25.0, OPPONENTS 36.0									

USUAL STARTERS										
Offense					Defense					
WR.....Charles Wade					RE.....G. Hrivnak / M. Tom					
LT.....Lionel Antoine					RT.....Wally Chambers					
LG.....Ernie Janet					LT.....Jim Osborne					
C.....Rich Coady					LE.....Dave Gallagher					
RG.....Bob Newton					WLB.....Jimmy Gunn					
RT.....Bob Asher					MLB.....D. Rives / W. Bryant					
TE.....Fred Pagac					SLB.....Doug Buffone					
WR.....Bo Rather					RCB.....Joe Taylor					
QB.....Gary Huff					LCB.....Allan Ellis					
RB.....Ken Grandberry					SS.....Craig Clemons					
FB.....Perry Williams					FS.....Garry Lyle					

RANKINGS			
Team Stats	Bears	Avg	Rank
Total Yards.....	3200	228.6	25
Rushing Yards.....	1480	105.7	23
Passing Yards.....	1720	122.9	23
Points Scored.....	152	10.9	25
Opp			Rank
Total Yards.....	3818	272.7	9
Rushing Yards.....	1739	123.6	18
Passing Yards.....	2079	149.1	19
Points Scored.....	279	19.9	17

1975 CHICAGO BEARS STATISTICS

Record: 4-10, .286
T-3rd Place, NFC Central
Head Coach: Jack Pardee

09/21	L	7-35	BALTIMORE	54,152
09/28	W	15-13	PHILADELPHIA	54,392
10/05	L	3-28	at Minnesota	48,446
10/12	L	7-27	at Detroit	74,032
10/19	L	3-34	at Pittsburgh	47,579
10/27	L	9-13	MINNESOTA	57,455
11/02	L	13-46	MIAMI	57,455
11/09	W	27-14	GREEN BAY	57,455
11/16	L	3-31	at San Francisco	47,484
11/23	L	10-38	at L.A. Rams	64,779
11/30	L	7-28	at Green Bay	56,267
12/07	W	25-21	DETROIT	53,234
12/14	L	20-34	ST. LOUIS	53,169
12/21	W	42-17	at New Orleans	51,142

Bears		Opp
TOTAL FIRST DOWNS	190	282
Rushing	74	118
Passing	99	143
Penalty	17	21
3rd Down: Made/Att	53/198	87/222
3rd Down Pct.	26.8	39.2
4th Down: Made/Att	NA	NA
4th Down Pct.	NA	NA
TOTAL NET YARDS	3492	4576
Avg. Per Game	249.4	326.9
Total Plays	829	981
Avg. Per Play	4.2	4.7
NET YARDS RUSHING	1653	2070
Avg. Per Game	118.1	147.9
Total Rushes	441	547
NET YARDS PASSING	1839	2506
Avg. Per Game	131.4	179.0
Sacked/Yards Lost	32/330	35/319
Gross Yards	2169	2825
Att./Comp.	356/191	399/208
Completion Pct.	53.7	52.1
Had Intercepted	23	13
PUNTS/AVERAGE	94/39.0	86/41.4
NET PUNTING AVG.	94/38.8	86/35.4
PENALTIES/YARDS	100/881	78/723
FUMBLES/BALL LOST	35/17	29/14
TOUCHDOWNS	22	48
Rushing	11	25
Passing	9	22
Returns	2	1

PASSING	Att	Cmp	Yds	Cmp%	Yd/Att	TD	TD%	Int	Int%	Lg	Sack/Lost	Rating
Avellini	126	67	942	53.2	7.48	6	4.8	11	8.7	57	13/144	57.4
Huff	205	114	1083	55.6	5.28	3	1.5	9	4.4	49	16/168	57.1
Douglass	20	8	87	40.0	4.35	0	0.0	2	10.0	34	2/13	14.0
Adamle	2	2	57	100.0	28.50	0	0.0	0	0.0	44	1/5	119.0
Grim	1	0	0	0.0	0.00	0	0.0	0	0.0	0	0/0	39.6
Parsons	1	0	0	0.0	0.00	0	0.0	0	0.0	0	0/0	39.6
Payton	1	0	0	0.0	0.00	0	0.0	1	100.0	0	0/0	0.0
BEARS	356	191	2169	53.7	4.74	9	2.5	23	6.5	57	32/330	47.9
OPPONENTS	399	208	2825	52.1	5.92	22	5.5	13	3.3	79t	35/319	74.8

Score by Period	1	2	3	4	OT	Tot
BEARS	37	45	49	60	0	191
OPPONENTS	65	137	72	105	0	379

SCORING	TDs: Ru-Pa-R	K-PAT	F	S	Pts			
Thomas	0	0	0	18/22	13/22	0	57	
Payton	7	7	0	0	0	0	42	
Latta	3	0	3	0	0	0	18	
Grim	2	0	2	0	0	0	12	
Rather	2	0	2	0	0	0	12	
Edwards	1	0	1	0	0	0	6	
Parsons	1	0	1	0	0	0	6	
Douglass	1	1	0	0	0	0	6	
Adamle	1	1	0	0	0	0	6	
Harper	1	1	0	0	0	0	6	
Avellini	1	1	0	0	0	0	6	
Clemons	1	0	0	1	0	0	6	
Livers	1	0	0	1	0	0	6	
Hartenstine	0	0	0	0	1	2	2	
BEARS	22	11	9	2	18/22	13/22	1	191
OPPONENTS	48	25	22	1	47/48	14/18	1	379

RUSHING	No	Yds	Avg	Lg	TD
Payton	196	679	3.5	54	7
Harper	100	453	4.5	32	1
Adamle	94	353	3.8	21	1
Edwards	27	73	2.7	16	0
Douglass	5	34	6.8	18	0
Musso	6	33	5.5	16	0
Rather	4	24	6.0	18	0
Huff	5	7	1.4	10	0
Avellini	4	-3	-0.8	1	1
BEARS	441	1653	3.7	54	11
OPPONENTS	547	2070	3.8	43	25

RECEIVING	No	Yds	Avg	Lg	TD
Rather	39	685	17.6	54	2
Payton	33	213	6.5	40	0
Grim	28	374	13.4	57	2
Harper	27	191	7.1	27	0
Latta	16	202	12.6	34	3
Adamle	15	111	7.4	25	0
Parsons	13	184	14.2	28	1
Edwards	11	86	7.8	14	1
Schubert	5	68	13.6	16	0
Farmer	2	32	16.0	17	0
Jackson	1	17	17.0	17	0
Sevy	1	6	6.0	6	0
BEARS	191	2169	11.4	57	9
OPPONENTS	208	2825	13.6	79t	22

PUNTING	No	Yds	Avg	Net	TB	IN	Lg	B
Parsons	93	3625	39.0					60
Payton	1	39.0	39.0					39
BEARS	94	3664	39.0					60
OPPONENTS	86	3560	41.4					62

INTS	No	Yds	Avg	Lg	TD
Clemons	2	109	54.5	76t	1
Plank	2	50	25.0	29	0
Livers	2	40	20.0	20t	1
Ellis	2	4	2.0	4	0
Babinecz	1	15	15.0	15	0
Buffone	1	12	12.0	12	0
Gunn	1	5	5.0	5	0
Gersbach	1	4	4.0	4	0
Ely	1	2	2.0	2	0
BEARS	13	241	18.5	76t	2
OPPONENTS	23	235	10.2	38	0

KO RETURNS	No	Yds	Avg	Lg	TD
Livers	27	529	19.6	34	0
Payton	14	444	31.7	70	0
Douthitt	13	333	25.6	64	0
Schubert	9	146	16.2	25	0
Knox	5	67	13.4	21	0
Harper	4	67	16.8	18	0
Adamle	1	27	27.0	27	0
Factor	1	25	25.0	25	0
Rather	1	6	6.0	6	0
BEARS	75	1644	21.9	70	0
OPPONENTS	43	893	20.8	88	0

PUNT RET.	Ret	FC	Yds	Avg	Lg	TD
Livers	42	0	456	10.9	39	0
Schubert	6	1	33	5.5	16	0
Plank	3	1	23	7.7	12	0
Knox	1	0	0	0.0	0	0
Factor	0	1	0	0.0	-	0
BEARS	52	3	512	9.8	39	0
OPPONENTS	49	20	303	6.2	34	0

Fgs	1-19	20-29	30-39	40-49	50+
Thomas	0/0	3/7	5/6	4/7	1/2
BEARS	0/0	3/7	5/6	4/7	1/2
OPPONENTS	2/2	3/3	4/6	4/4	1/3
Thomas: 0(44G,24G,26G)46G)0(32G,43N) (43B) (20B,27G,31G)(34G,25N,48G)(27B,33G) (55G)0(36G,49N,41G,27B)51N(35N)					
OPPONENTS :0(44G,43G)0(35N)(37G,18G)(52G,46G) (39G,32G,35G)0(23G,51N)0(23N)(30G,40G,29G) (50N,19G)					

DEFENSE	T	S	A	FR	FF	PD	Sa	Int
(Top 10)								
Plank	123	74	49	1	0	8	1.0	2
Bryant	112	74	38	0	3	5	0.0	0
Chambers	108	80	28	1	0	4	14.0	0
Buffone	99	65	34	5	1	7	0.0	1
Clemons	98	72	26	1	3	16	0.0	2
Ely	91	54	37	0	1	4	0.0	1
Stillwell	67	42	25	0	0	0	6.0	0
Hartenstine	61	36	25	1	2	3	5.0	0
Ellis	51	36	15	0	0	15	0.0	2
Osborne	48	34	14	2	0	0	7.0	0
SACKS:	Chambers 14.0, Osborne 7.0, Stillwell 6.0, Hartenstine 5.0, Harris 1.0, Plank 1.0, Team 1.0							
TEAM	35.0	OPPONENTS	32.0					

USUAL STARTERS

Offense	Defense
WR.....Bob Grim	RE.....Richard Harris
LT.....Lionel Antoine	RT.....Wally Chambers
LG.....Noah Jackson	LT.....Roger Stillwell
C.....Dan Peiffer	LE.....Mike Hartenstine
RG.....Mark Nordquist	WLB.....Waymond Bryant
RT.....Jeff Sevy	MLB.....Larry Ely
T.....Bob Parsons	SLB.....Doug Buffone
WR.....Bo Rother	RCB.....V. Livers/N. Wilson
QB.....Gary Huff	LCB.....Allan Ellis
RB.....W. Payton/M. Adamle	SS.....Doug Plank
FB.....Roland Harper	FS.....Craig Clemons

RANKINGS

Team Stats	Bears	Avg	Rank
Total Yards	3492	249.4	24
Rushing Yards	1653	118.1	22
Passing Yards	1839	131.4	23
Points Scored	191	13.6	24
Opp	Avg	Rank	
Total Yards	4576	326.9	17
Rushing Yards	2070	147.9	17
Passing Yards	2506	179.0	22
Points Scored	379	27.1	25

1976 CHICAGO BEARS STATISTICS

Record: 7-7, 500
2nd Place, NFC Central
Head Coach: Jack Pardee

09/12	W	10-3	DETROIT	57.359
09/19	W	19-12	at San Francisco	46.699
09/26	L	0-10	ATLANTA	56.969
10/03	W	33-7	WASHINGTON	57.359
10/10	L	19-20	at Minnesota	48.446
10/17	L	12-20	at L.A. Rams	76.651
10/24	L	21-31	at Dallas	64.902
10/31	W	14-13	MINNESOTA	57.359
11/07	L	27-28	OAKLAND	57.359
11/14	W	24-13	GREEN BAY	57.359
11/21	L	10-14	at Detroit	80.638
11/28	W	16-10	at Green Bay	56.267
12/05	W	34-7	at Seattle	64.735
12/12	L	14-28	DENVER	57.359

		Bears	Opp
TOTAL FIRST DOWNS			
Rushing	115	103	
Passing	67	128	
Penalty	19	18	
3rd Down: Made/Att	70/212	80/222	
3rd Down Pct.	33.0	36.0	
4th Down: Made/Att	NA	NA	
4th Down Pct.	NA	NA	
TOTAL NET YARDS			
Avg. Per Game	274.5	300.1	
Total Plays	890	971	
Avg. Per Play	4.4	4.3	
NET YARDS RUSHING			
Avg. Per Game	168.8	141.7	
Total Rushes	578	522	
NET YARDS PASSING			
Avg. Per Game	105.7	158.4	
Sacked/Yards Lost	24/225	49/395	
Gross Yards	1705	2612	
Att./Comp.	278/123	401/200	
Completion Pct.	44.2	49.9	
Had Intercepted	15	24	
PUNTS/AVERAGE			
NET PUNTING AVG.	100/37.3	85/36.3	
PENALTIES/YARDS			
FUMBLES/BALL TOUCH	114/984	87/699	
TOUCHDOWNS	24/13	37/23	
Rushing	31	25	
Passing	20	10	
Returns	9	15	
Returns	2	0	

PASSING	Att	Cmp	Yds	Cmp%	Yd/Att	TD	TD%	Int	Int%	Lg	Sack/Lost	Rating
Avellini	271	118	1580	43.5	5.83	8	3.0	15	5.5	63	24/225	49.7
Carter	5	3	77	60.0	15.40	1	20.0	0	0.0	55t	0/0	145.0
Parsons	2	2	48	100.0	24.00	0	0.0	0	0.0	25	0/0	119.0
BEARS	278	123	1705	44.2	6.13	9	3.2	15	5.4	63t	24/225	52.6
OPPONENTS	401	200	2612	49.9	6.51	15	3.7	24	6.0	75	49/395	58.1

Score by Period	1	2	3	4	OT	Tot
BEARS	69	47	99	38	0	253
OPPONENTS	23	80	34	79	0	216

SCORING	TDs: Ru-Pa-R	K-PAT	FG	S	Pts			
Payton	13	13	0	0	0	78		
Thomas	0	0	0	0	0	27/31 12/25	0	63
Scott	6	0	6	0	0	36		
Musso	4	4	0	0	1	26		
Harper	3	2	1	0	0	18		
Adamle	1	0	1	0	1	8		
Avellini	1	1	0	0	0	6		
Hartenstine	1	0	0	1	0	6		
Burks	1	0	1	0	0	6		
Ellisi	0	0	1	0	0	6		
BEARS	31	20	9	2	27/31 12/25	2	253	
OPPONENTS	25	10	15	0	13/25 25/25	0	216	

RUSHING	No	Yds	Avg	Lg	TD
Payton	311	1390	4.5	60	13
Harper	147	625	4.3	28	2
Musso	57	200	3.5	11	4
Adamle	33	93	2.8	12	0
Avellini	18	58	3.2	15	1
Schreiber	4	15	3.8	11	0
Rather	1	4	4.0	4	0
Parsons	1	2	2.0	2	0
Carter	1	0	0.0	0	0
Scott	2	-4	-2.0	3	0
Latta	2	-8	-4.0	-3	0
Baschnagel	1	-12	-12.0	-12	0
BEARS	578	2363	4.1	60	20
OPPONENTS	522	1984	3.8	31	10

RECEIVING	No	Yds	Avg	Lg	TD	
Harper	29	291	10.0	39	1	
Scott	26	512	19.7	63t1	58	0
Payton	15	149	9.9	34	0	
Baschnagel	13	226	17.4	58	0	
Rather	5	33	6.6	7	0	
Schubert	4	74	18.5	25	0	
Adamle	4	28	7.0	12	1	
Musso	4	26	6.5	9	0	
Shanklin	2	32	16.0	35	0	
Burks	1	55	55.0	55t	1	
Schreiber	1	16	16.0	16	0	
Parsons	1	9	9.0	9	0	
BEARS	123	1705	13.9	63t	9	
OPPONENTS	200	2612	13.1	75	15	

PUNTING	No	Yds	Avg	Net	TB	In	Lg	B
Parsons	99	3726	37.6	32.2	8	20	62	1
BEARS	100	3726	37.3	32.2	8	20	62	1
OPPONENTS	85	3085	36.3	31.0	9	17	69	0

INTS/NO	Yds	Avg	Lg	TD	
Brupbacher	7	49	7.0	25	0
Ellis	6	47	7.8	22	1
Plank	4	31	7.8	15	0
Livers	3	34	11.3	18	0
Bryant	2	6	3.0	3	0
Clemons	1	28	28.0	28	0
Chambers	1	8	8.0	8	0
Hartenstine	0	12	12.0	12	1
BEARS	24	215	9.0	28	2
OPPONENTS	15	213	14.2	67	0

KO RETURNS	No	Yds	Avg	Lg	TD
Baschnagel	29	754	26.0	48	0
Adamle	11	179	16.3	30	0
Harper	6	119	19.8	30	0
Livers	1	14	14.0	14	0
Musso	2	18	9.0	17	0
Schubert	1	3	3.0	3	0
Payton	1	0	0.0	0	0
BEARS	51	1087	21.3	48	0
OPPONENTS	54	969	17.9	38	0

PUNT RET.	Ret	FC	Yds	Avg	Lg	TD
Livers	28	0	205	7.3	51	0
Schubert	11	5	60	5.5	14	0
Baschnagel	2	1	2	1.0	3	0
Adamle	1	0	2	2.0	2	0
Knox	1	0	0	0.0	0	0
BEARS	43	6	269	6.3	51	0
OPPONENTS	44	20	349	7.9	45	0

FGS	1-19	20-29	30-39	40-49	50+
Thomas	0/0	3/3	4/6	5/11	0/5
BEARS	0/0	3/3	4/6	5/11	0/5
OPPONENTS	1/1	7/8	2/8	3/7	0/4
Thomas:(51N.27G)(45N.35G)(45N)(47G.34G.39G.35G)					
(52N)(50N.42G.48N.42N)(0)(40N)(33N.					
31N)(46G)(52N.46G)(42G.25G.22G)(45N.51N)					
OPPONENTS :(27G.31N)(21G)(38N.38N.49N.38N.45G)					
(0)(29G.39G)(44G.52N.37G)(22G)(24G.24G)(43N)					
(37N.19G.27G)(48N)(45G.40N.31N)(0) (27N)					

DEFENSE	T	S	A	FF	FR	PD	Sa	Int
Rives	165	112	53	3	2	5	3.0	0
Clemons	130	94	36	2	1	6	0.0	1
Plank	130	90	40	4	4	12	0.0	4
Bryant	115	80	35	2	2	7	3.0	2
Chambers	102	80	22	3	0	1	8.0	1
Hartenstine	86	56	30	1	3	5	3.0	0
Osborne	79	59	20	2	0	2	15.0	0
Rydalch	70	53	17	1	1	0	7.0	0
Brupbacher	65	45	20	1	3	10	1.5	7
Ellis	64	58	6	1	0	11	0.0	6
BEARS : Osborne 15.0, Chambers 8.0, Rydalch 7.0,								
Stillwell 5.5, Bryant 3.0, Hartenstine 3.0, Rives 3.0,								
Meyers 2.5, Brupbacher 1.5, Berry 0.5								
TEAM 49.0, OPPONENTS 24.0								

USUAL STARTERS											RANKINGS					
Offense					Defense						Team Stats			Opp		
WR.....Brian Baschnagel	RE.....Roger Stillwell	Total Yards.....	3843	Avg.....	274.5	Rank.....	20									
LT.....Lionel Antoine	RT.....Wally Chambers	Rushing Yards.....	2362	Avg.....	168.8	Rank.....	6									
LG.....Noah Jackson	LT.....Jim Osborne	Passing Yards.....	1480	Avg.....	105.7	Rank.....	28									
C.....Dan Neal	LE.....Mike Hartenstine	Points Scored.....	253	Avg.....	18.1	Rank.....	17									
RG.....Revie Sorey/Jeff Sevy	WLB.....Waymond Bryant															
RT.....Jeff Sevy/Dennis Lick	MLB.....Don Rives	Total Yards.....	4201	Avg.....	300.1	Rank.....	13									
TE.....Greg Latta	SLB.....Ross Brupbacher	Rushing Yards.....	1984	Avg.....	141.7	Rank.....	17									
WR.....James Scott	RCB.....Virgil Livers	Passing Yards.....	2217	Avg.....	158.4	Rank.....	22									
QB.....Bob Avellini	LCB.....Allan Ellis	Points Scored.....	216	Avg.....	15.4	Rank.....	8									
RB.....Walter Payton	SS.....Doug Plank															
FB.....Roland Harper	FS.....Craig Clemons															

1977 CHICAGO BEARS STATISTICS

Record: 9-5, 643
2nd Place, NFC Central
Head Coach: Jack Pardee

09/18	W	30-20	DETROIT	57,359
09/25	L	13-16	at St. Louis	51,392
10/02	L	24-42	NEW ORLEANS	57,359
10/10	W	24-23	L.A. RAMS	57,359
10/16	L	16-22	ot at Minnesota	48,446
10/23	L	10-16	ATLANTA	57,359
10/30	W	26-0	at Green Bay	56,267
11/06	L	0-47	at Houston	51,177
11/13	W	28-27	KANSAS CITY	57,359
11/20	W	10-7	MINNESOTA	57,359
11/24	W	31-14	at Detroit	75,185
12/04	W	10-0	at Tampa Bay	50,284
12/11	W	21-10	GREEN BAY	57,359
12/18	W	12-9	ot at N.Y. Giants	76,626
PLAYOFFS				
12/26	L	7-37	at Dallas	64,758

Bears		Opp	
TOTAL FIRST DOWNS	247	241	
Rushing	141	124	
Passing	94	106	
Penalty	12	11	
3rd Down: Made/Att	NA	NA	
3rd Down Pct.	NA	NA	
4th Down: Made/Att	NA	NA	
4th Down Pct.	NA	NA	
TOTAL NET YARDS	4655	4285	
Avg. Per Game	332.5	306.1	
Total Plays	930	947	
Avg. Per Play	5.0	4.5	
NET YARDS RUSHING	2811	2158	
Avg. Per Game	200.8	154.1	
Total Rushes	599	544	
NET YARDS PASSING	1844	2127	
Avg. Per Game	131.7	151.9	
Sacked/Yards Lost	26/226	27/207	
Gross Yards	2070	2334	
Att./Comp.	305/161	377/182	
Completion Pct.	52.8	48.3	
Had Intercepted	18	18	
PUNTS/AVERAGE	82/39.4	93/39.1	
NET PUNTING AVG.	82/35.1	93/31.7	
PENALTIES/YARDS	97/852	83/671	
FUMBLES/BALL LOST	36/17	27/13	
TOUCHDOWNS	31	27	
Rushing	18	14	
Passing	11	7	
Returns	2	6	

Score by Period	1	2	3	4	OT	Tot
BEARS	50	56	37	109	3	255
OPPONENTS	60	73	37	77	6	253

SCORING	TDs: Ru-Pa-R	K-PAT	FG	S	Pts				
Payton	16	14	2	0	0	96			
Thomas	0	0	0	0	0	27/30	14/27	0	69
Latta	4	0	4	0	0	0	24		
Scott	3	0	3	0	0	0	18		
Musso	2	2	0	0	0	0	12		
Rather	2	0	2	0	0	0	12		
Schubert	1	0	0	1	0	0	6		
Baschnagel	1	0	0	1	0	0	6		
Avellini	1	1	0	0	0	0	6		
Earl	1	1	0	0	0	0	6		
BEARS	31	18	11	2	27/30	14/27	0	255	
OPPONENTS	27	14	7	6	26/26	21/29	0	253	

RUSHING	No	Yds	Avg	Lg	TD
Payton	339	1852	5.5	73	14
Harper	120	457	3.8	19	0
Earl	56	233	4.2	34	1
Musso	37	132	3.6	13	2
Avellini	37	109	2.9	21	1
Best	6	20	3.3	6	0
Scott	1	10	10.0	10	0
Baschnagel	1	0	0.0	0	0
Evans	1	0	0.0	0	0
Rather	1	-2	-2.0	-2	0
BEARS	599	2811	4.7	73	18
OPPONENTS	544	2158	4.0	61	14

RECEIVING	No	Yds	Avg	Lg	TD
Payton	50	809	16.2	72t	3
Payton	27	269	10.0	75t	2
Latta	26	335	12.9	37t	4
Harper	19	142	7.5	34	0
Rather	17	294	17.3	42	2
Schubert	8	119	14.9	32	0
Earl	6	32	5.3	10	0
Baschnagel	4	50	12.5	25	0
Musso	3	13	4.3	21	0
Rivera	1	7	7.0	7	0
BEARS	161	2070	12.9	75t	11
OPPONENTS	182	2334	12.8	85	7

PUNTING	No	Yds	Avg	Net	TB	In	Lg	B
Parsons	80	3232	40.4	35.1	7	17	58	2
BEARS	82	3232	39.4	35.1	7	17	58	2
OPPONENTS	93	3636	39.1	31.7	11	22	69	0

INTS	No	Yds	Avg	Lg	TD
Ellis	6	23	3.8	11	0
Fencik	4	33	8.3	23	0
Plank	4	32	8.0	20	0
Livers	2	29	14.5	29	0
Buffone	1	12	12.0	12	0
Hicks	1	9	9.0	9	0
BEARS	18	138	7.7	29	0
OPPONENTS	18	171	9.5	57	1

KO RETURNS	No	Yds	Avg	Lg	TD
Baschnagel	23	557	24.2	84t	1
Evans	13	253	19.5	30	0
Best	127	21.2	29	0	0
Musso	5	100	20.0	33	0
Walterscheid	3	59	19.7	22	0
Harper	3	44	14.7	22	0
Payton	2	95	47.5	68	0
Earl	2	38	19.0	25	0
BEARS	57	1275	22.3	84t	1
OPPONENTS	52	1010	19.4	85t	1

PUNT RET.	Ret	FC	Yds	Avg	Lg	TD
Schubert	31	10	291	9.4	70t	1
Walterscheid	6	1	59	9.8	14	0
Livers	6	1	46	7.7	21	0
Baschnagel	3	2	54	18.0	42	0
Plank	1	0	21	21.0	21	0
BEARS	47	14	471	10.0	70t	1
OPPONENTS	42	15	216	5.1	37	0

FGs	1-19	20-29	30-39	40-49	50+
B. Thomas	0/0	6/9	6/10	2/6	0/2
BEARS	0/0	6/9	6/10	2/6	0/2
OPPONENTS	2/2	8/9	8/10	3/7	0/1
Thomas	39N, 35G, 23C, 29G, 21G, 33G, 47N, 38G, 41N, 40G, 47G, 20G, 44N, 39N, 29N, 37G, 56N, 31N, 39G, 29N, 53N, 32G, 44N, 32G, 23N, 36N, 28G				

DEFENSE										
(Top 10)	T	S	A	FF	FR	PD	Sa	In		
Fencik	133	93	40	1	0	7	0	0	4	
Rives	89	61	28	0	0	1	0	0	0	
Bryant	85	63	22	1	2	2	15	0	0	
Rydalch	77	54	23	1	1	1	9.5	0	0	
Plank	71	43	28	0	0	0	4	1.0	4	
Buffone	67	48	19	0	0	0	5	1.0	1	
Livers	56	45	11	0	1	0	16	0.0	2	
Hartenstine	55	34	21	1	3	4	1.0	0	0	
Ellis	51	47	4	0	0	0	13	0.0	6	
Osborne	49	32	17	0	0	0	4	0.0	0	
SACKS:	Rydalch 9.5, Newsome 5.0, Osborne 4.0, Seyv 2.0, Bryant 1.5, Buffone 1.0, Hartenstine 1.0, Meyers 1.0, Muckensturm 1.0, Plank 1.0									
TEAM 27.0, OPPONENTS 26.0										

PASSING	Att	Cmp	Yds	Cmp%	Yd/Att	TD	TD%	Int	Int%	Lg	Sack/Lost	Rating
Avellini	293	154	2004	52.6	6.84	11	3.8	18	6.1	75t	23/200	61.7
Parsons	4	4	61	100.0	15.25	0	0.0	0	0.0	32	0/0	119.0
Phipps	5	3	5	60.0	1.00	0	0.0	0	0.0	10	3/26	64.6
Harper	2	0	0	0.00	0.00	0	0.0	0	0.0	0	0/0	39.6
Baschnagel	1	0	0	0.00	0.00	0	0.0	0	0.0	0	0/0	39.6
BEARS	305	161	2070	52.8	6.79	11	3.6	18	5.9	75t	26/226	61.8
OPPONENTS	377	182	2334	48.3	6.19	7	1.9	18	4.8	85	27/207	54.5

USUAL STARTERS

Offense				Defense				Team Stats		Bears		Avg	
WR.....Bo Rather				RE.....Billy Newsome				Total Yards.....	4655	332.5			
LT.....Ted Albrecht				RT.....Ron Rydalch				Rushing Yards.....	2811	200.8			
LG.....Noah Jackson				LE.....Jim Osborne				Passing Yards.....	1844	131.7			
C.....Dan Peiffer				LB.....Mike Hartenstine				Points Scored.....	255	18.2			
RG.....Revie Sorey				WLB.....Waymond Bryant									
RT.....Dennis Lick				MLB.....Tom Hicks									
T.....Greg Latta				SLB.....Doug Buffone				Total Yards.....	4285	306.1			
WR.....James Scott				RCB.....Virgil Livers				Rushing Yards.....	2158	154.1			
QB.....Bob Avellini				LCB.....Allan Ellis				Passing Yards.....	2127	151.9			
RB.....Walter Payton				SS.....Gary Fencik				Points Scored.....	253	18.1			
FB.....Roland Harper				FS.....Doug Plank									

1978 CHICAGO BEARS STATISTICS

Record: 7-9, .438

T-3rd Place, NFC Central

Head Coach: Neill Armstrong

09/03	W	17-10	ST. LOUIS	52,791
09/10	W	16-13	at San Francisco	49,502
09/17	W	19-0	at Detroit	65,982
09/25	L	20-24	MINNESOTA	53,561
10/01	L	19-25	ot OAKLAND	52,848
10/08	L	14-24	at Green Bay	55,352
10/16	L	7-16	at Denver	75,008
10/22	L	19-33	at Tampa Bay	68,146
10/29	L	17-21	DETROIT	53,378
11/05	L	29-31	SEATTLE	50,697
11/12	L	14-17	at Minnesota	43,286
11/19	W	13-7	ATLANTA	46,022
11/26	W	14-3	TAMPA BAY	42,373
12/04	L	7-40	at San Diego	48,492
12/10	W	14-0	GREEN BAY	34,306
12/16	W	14-10	at Washington	49,774

Bears		Opp	
TOTAL FIRST DOWNS	262	282	
Rushing	136	128	
Passing	99	134	
Penalty	27	20	
3rd Down: Made/Att	89/248	75/240	
3rd Down Pct.	35.9	31.3	
4th Down: Made/Att	NA	NA	
4th Down Pct.	NA	NA	
TOTAL NET YARDS	4459	4680	
Avg. Per Game	278.7	292.5	
Total Plays	1020	1044	
Avg. Per Play	4.4	4.5	
NET YARDS RUSHING	2526	2174	
Avg. Per Game	157.9	135.9	
Total Rushes	634	568	
NET YARDS PASSING	1933	2506	
Avg. Per Game	120.8	156.6	
Sacked/Yards Lost	34/288	40/351	
Gross Yards	2221	2857	
Att./Comp.	352/186	436/239	
Completion Pct.	52.8	54.8	
Had Intercepted	28	17	
PUNTS/AVERAGE	96/37.0	97/35.4	
NET PUNTING AVG.	96/32.2	97/30.4	
PENALTIES/YARDS	101/958	101/800	
FUMBLES/BALL LOST	22/8	32/16	
TOUCHDOWNS	29	33	
Rushing	19	15	
Passing	7	16	
Returns	3	2	

PASSING	Att	Cmp	Yds	Cmp%	Yd/Att	TD	TD%	Int	Int%	Lg	Sack/Lost	Rating
Avellini	264	141	1718	53.4	6.51	5	1.9	16	6.1	61	26/208	54.6
Phipps	83	44	465	53.0	5.60	2	2.4	10	12.0	35	6/55	38.0
Evans	3	1	38	33.3	12.67	0	0.0	1	33.3	38	2/25	42.1
Parsons	1	0	0	0.0	0.00	0	0.0	0	0.0	0	0/0	39.6
Harper	1	0	0	0.0	0.00	0	0.0	0	0.0	0	0/0	39.6
BEARS	352	186	2221	52.8	6.31	7	2.0	28	8.0	61	34/288	45.7
OPPONENTS	436	239	2857	54.8	6.55	16	3.7	17	3.9	58	40/351	71.1

Score by Period	1	2	3	4	OT	Tot
BEARS	30	55	93	75	0	253
OPPONENTS	71	69	47	81	6	274

SCORING	TDs	Ru	Pa	R	K	PAT	FG	S	Pts
Thomas	0	0	0	0	26/29	17/22	0	77	
Payton	11	11	0	0	0	0	0	66	
Harper	8	6	2	0	0	0	0	48	
Scott	5	0	5	0	0	0	0	30	
Avellini	2	2	0	0	0	0	0	12	
Spivey	1	0	0	1	0	0	0	6	
Livers	1	0	0	1	0	0	0	6	
Schubert	1	0	0	1	0	0	0	6	
Hart	0	0	0	0	0	0	1	2	
BEARS	29	19	7	3	26/29	17/22	1	253	
OPPONENTS	33	15	16	2	28/NA	16/NA	0	274	

RUSHING	No	Yds	Avg	Lg	TD
Payton	333	1395	4.2	76	11
Harper	240	992	4.1	31	6
Avellini	34	54	1.6	10	2
Phipps	13	34	2.6	10	0
Evans	6	23	3.8	13	0
Earl	3	17	5.7	9	0
Best	2	11	5.5	6	0
Morris	1	0	0.0	0	0
Parsons	1	0	0.0	0	0
Baschnagel	1	0	0.0	0	0
BEARS	634	2526	4.0	76	19
OPPONENTS	564	2174	3.9	67	15

RECEIVING	No	Yds	Avg	Lg	TD
Payton	50	480	9.6	61	0
Harper	43	340	7.9	33	2
Scott	42	759	18.1	59	5
Richards	27	379	14.0	52	0
Latta	15	159	10.6	21	0
Schubert	4	51	12.8	19	0
Baschnagel	2	29	14.5	22	0
Rather	1	15	15.0	15	0
Cobb	1	7	7.0	7	0
Earl	1	1	1.0	1	0
BEARS	186	2221	11.9	61	7
OPPONENTS	239	2857	12.0	55	16

PUNTING	No	Yds	Avg	Net	TB	In	Lg	B
Parsons	96	3549	37.0	32.2	8	18	54	0
BEARS	96	3549	37.0	32.2	8	18	54	0
OPPONENTS	97	3437	35.4	30.4	10	25	61	2

INTS	No	Yds	Avg	Lg	TD
Fencik	4	77	19.3	59	0
Livers	3	86	28.7	60	1
Buffone	3	22	7.3	16	0
Schmidt	2	23	11.5	23	0
Rives	2	8	4.0	8	0
Plank	1	0	0.0	0	0
Gaines	1	0	0.0	0	0
Walterscheid	1	0	0.0	0	0
BEARS	17	216	12.7	60	1
OPPONENTS	28	312	11.1	63	1

KO RETURNS	No	Yds	Avg	Lg	TD
Baschnagel	20	455	22.8	36	0
Walterscheid	11	335	30.5	81	0
Gaines	10	240	24.0	37	0
Morgan	5	110	22.0	24	0
Schubert	4	80	20.0	27	0
Earl	3	48	16.0	20	0
Skibinski	3	36	12.0	20	0
Spivey	2	34	17.0	23	0
Latta	2	14	7.0	8	0
Muckensturm	1	6	6.0	6	0
BEARS	61	1358	22.3	81	0
OPPONENTS	52	1146	22.0	43	0

PUNT RET.	Ret	FC	Yds	Avg	Lg	TD
Schubert	27	21	229	8.5	73t	1
Livers	10	0	31	3.1	13	0
Walterscheid	3	0	24	8.0	11	0
Baschnagel	1	1	2	2.0	2	0
BEARS	41	22	286	7.0	73t	1
OPPONENTS	45	23	295	6.6	21	0

FGs	1-19	20-29	30-39	40-49	50+
Thomas	0/0	7/7	9/11	1/4	0/0
BEARS	0/0	7/7	9/11	1/4	0/0
OPPONENTS	0/0	4/4	6/8	6/7	0/0
Thomas:	39G,32G,44G,38G,28G,27G,32G,25G,24G,44N,21G,27G,23G,33G,36G,39G,39B,45N,32G,37G,41N,39B				

DEFENSE	(Top 10)	T	S	A	FF	FR	PD	Sa	Int
Fencik	130	95	35	2	2	10	0	0	4
Campbell	110	82	28	3	2	6	3	0	0
Plank	70	52	18	5	3	4	0	1	1
Hartenstine	70	44	26	2	3	2	6	0	0
Hicks	67	51	16	0	1	3	0	0	0
Rives	67	44	23	1	1	2	0	0	2
Buffone	65	45	20	0	0	2	2	0	3
Livers	61	55	6	1	1	9	0	0	3
Schmidt	51	44	7	1	1	9	0	0	2
Osborne	50	37	13	1	0	2	4	0	0
Page	50	35	15	2	0	3	11	5	0
SACKS:	Page 11.5, Hart 7.5, Hartenstein 6.0, Osborne 4.0, Campbell 3.0, Buffone 2.0, Meyers 2.0, Rydalch 2.0, Herron 1.0, Shearer 1.0								
TEAM 40.0, OPPONENTS 34.0									

USUAL STARTERS		
Offense	Defense	
WR.....James Scott	RE.....Mike Hartenstein	
LT.....Ted Albrecht	RT.....Alan Page	
LG.....Noah Jackson	LT.....Jim Osborne	
C.....Dan Neal	LE.....Tommy Hart	
RG.....Revie Sorey	WLB.....Gary Campbell	
RT.....Dennis Lick	MLB.....T. Hicks/D. Rives	
TE.....Greg Latta	SLB.....Doug Buffone	
WR.....Golden Richards	RCB.....Virgil Livers	
QB.....Bob Avellini	LCB.....Terry Schmidt	
RB.....Walter Payton	SS.....Gary Fencik	
FB.....Roland Harper	FS.....Doug Plank	
Team Stats	Bears	Avg
Total Yards	4459	278.7
Rushing Yards	2526	157.9
Passing Yards	1933	120.8
Points Scored	253	15.8
Opp	Avg	
Total Yards	4680	292.5
Rushing Yards	2174	135.9
Passing Yards	2506	156.6
Points Scored	274	17.1

1979 CHICAGO BEARS STATISTICS

Record: 10-6 .625

2nd Place, NFC Central

Head Coach: Neill Armstrong

09/02	W	6-3	GREEN BAY	56,515
09/09	W	26-7	MINNESOTA	53,231
09/16	L	20-24	at Dallas	64,056
09/23	L	16-31	at Miami	66,011
09/30	L	13-17	TAMPA BAY	55,258
10/07	W	7-0	at Buffalo	73,383
10/14	L	7-27	NEW ENGLAND	54,128
10/21	L	27-30	at Minnesota	41,164
10/28	W	28-27	at San Francisco	42,773
11/04	W	35-7	DETROIT	50,108
11/11	W	27-23	L.A. RAMS	51,483
11/18	W	23-13	N.Y. JETS	52,635
11/22	L	0-20	at Detroit	66,219
12/02	W	14-0	at Tampa Bay	65,508
12/09	W	15-14	at Green Bay	54,207
12/16	W	42-6	ST. LOUIS	42,810
PLAYOFFS				
12/23	L	17-27	at Philadelphia	69,397

	Bears	Opp.
TOTAL FIRST DOWNS	262	272
Rushing	140	100
Passing	98	148
Penalty	24	24
3rd Down: Made/Att	93/253	87/242
3rd Down Pct.	36.8	36.0
4th Down: Made/Att	NA	NA
4th Down Pct.	NA	NA
TOTAL NET YARDS	4637	4506
Avg. Per Game	289.8	281.6
Total Plays	1028	1024
Avg. Per Play	4.5	4.4
NET YARDS RUSHING	2486	1978
Avg. Per Game	155.4	123.6
Total Rushes	627	519
NET YARDS PASSING	2151	2528
Avg. Per Game	134.4	158.0
Sacked/Yards Lost	31/278	47/380
Gross Yards	2429	2908
Att./Comp.	373/195	458/222
Completion Pct.	52.3	48.5
Had Intercepted	16	29
PUNTS/AVERAGE	93/37.5	90/37.8
NET PUNTING AVG.	93/31.8	90/31.6
PENALTIES/YARDS	100/816	104/864
FUMBLES/BALL LOST	21/13	25/14
TOUCHDOWNS	37	31
Rushing	17	9
Passing	16	21
Returns	4	1

PASSING	Att	Cmp	Yds	Cmp%	Yd/Att	TD	TD%	Int	Int%	Lg	Sack/Lost	Rating
Phlips	255	134	1535	52.5	6.02	9	3.5	8	3.1	68t	17/154	69.7
Evans	63	32	508	50.8	8.06	4	6.3	5	7.9	65t	8/75	66.1
Avellini	51	27	310	52.9	6.08	2	3.9	3	5.9	54	6/49	59.3
Payton	1	1	54	100.0	54.00	1	100.0	0	0.0	54t	0/0	158.3
Parsons	2	1	22	50.0	11.00	0	0.0	0	0.0	22	0/0	89.6
Baschnagel	1	0	0	0.0	0.00	0	0.0	0	0.0	0	0/0	39.6
BEARS	373	195	2429	52.3	6.51	16	4.3	16	4.3	68t	31/278	69.2
OPPONENTS	458	222	2908	48.5	6.35	21	4.6	29	6.3	55	47/380	58.1

Score by Period	1	2	3	4	OT	Tot
BEARS	59	84	65	98	0	306
OPPONENTS	48	72	50	79	0	249

SCORING	TDs:	Ru-Pa-	R	K-PAT	FG	S	Pts	
Payton	16	14	2	0	0	0	96	
Thomas	0	0	0	0	34/37	16/27	0	82
Williams	6	1	5	0	0	0	36	
Watts	4	0	3	1	0	0	24	
Scott	3	0	3	0	0	0	18	
Baschnagel	2	0	2	0	0	0	12	
Richards	1	0	1	0	0	0	6	
Evans	1	1	0	0	0	0	6	
McClendon	1	1	0	0	0	0	6	
Schubert	1	0	1	0	0	0	6	
Schmidt	1	0	1	0	0	0	6	
Hicks	1	0	1	0	0	0	6	
Team	0	0	0	0	1	2	2	
BEARS	37	17	16	4	34/37	16/27	1	306
OPPONENTS	31	9	21	1	28/31	12/20	0	249

RUSHING	No	Yds	Avg	Lg	TD
Payton	369	1610	4.4	43	14
Williams	127	401	3.2	16	1
McClendon	37	160	4.3	33	1
Earl	35	132	3.8	12	0
Evans	12	72	6.0	17	1
Phlips	27	51	1.9	12	0
Deloplaine	7	18	2.6	6	0
Burfone	1	14	14.0	14	0
Perrin	5	14	2.8	5	0
Skibinski	3	10	3.3	4	0
Avellini	3	10	3.3	5	0
Watts	1	-6	-6.0	-6	0
BEARS	627	2486	4.0	43	17
OPPONENTS	519	1978	3.8	61	9

RECEIVING	No	Yds	Avg	Lg	TD
Williams	42	354	8.4	54	5
Payton	31	313	10.1	65t	2
Baschnagel	30	452	15.1	54	2
Watts	24	421	17.5	68t	3
Scott	21	382	18.2	64	3
Latta	15	131	8.7	25	0
Earl	8	56	7.0	19	0
Cobb	6	91	15.1	33	0
McClendon	6	27	4.5	13	0
Richards	5	107	21.4	52	1
Schubert	2	29	14.5	15	0
Deloplaine	2	13	6.5	15	0
Perrin	1	27	27.0	27	0
Burfone	1	22	22.0	22	0
Skibinski	1	4	4.0	4	0
BEARS	195	2429	12.5	68t	16
OPPONENTS	222	2908	13.1	55	21

PUNTING	No	Yds	Avg	Net	TB	In	Lg	B
Parsons	92	3486	37.9	31.8	6	26	54	1
BEARS	93	3486	37.5	31.8	6	26	54	1
OPPONENTS	90	3406	37.8	31.6	12	9	64	1

INTS	No	Yds	Avg	Lg	TD
Schmidt	6	44	7.3	20t	1
Fencik	6	31	5.2	17	0
Hicks	3	85	28.3	66t	1
Ellis3	67	22.3	22	0	
Plank	3	33	11.0	22	0
Livers	2	41	20.5	30	0
Burfone	2	11	5.5	11	0
Gaines	1	39	38.0	38	0
Campbell	1	32	32.0	32	0
Walterscheid	1	15	15.0	15	0
Muckensturm	1	5	5.0	5	0
BEARS	29	402	13.9	66t	2
OPPONENTS	16	240	15.0	78	0

KO RETURNS	No	Yds	Avg	Lg	TD
Walterscheid	19	427	22.5	44	0
Watts	14	289	20.6	83t	1
Baschnagel	12	260	21.7	32	0
Schubert	2	45	22.5	27	0
Perrin	1	13	13.0	13	0
McClendon	1	12	12.0	12	0
Latta	1	8	8.0	8	0
Herron	1	0	0.0	0	0
BEARS	51	1054	20.7	83t	1
OPPONENTS	59	1252	21.2	56	0

PUNT RET.	Ret	FC	Yds	Avg	Lg	TD
Schubert	25	10	238	9.5	77t	1
Walterscheid	14	5	96	6.9	14	0
Baschnagel	0	3	0	0.0	-	0
BEARS	39	18	334	8.6	77t	1
OPPONENTS	54	12	404	7.5	77	0

FGs	1-19	20-29	30-39	40-49	50+
Thomas	1/1	4/7	9/11	2/7	0/1
BEARS	1/1	4/7	9/11	2/7	0/1
OPPONENTS	1/1	7/7	2/5	2/6	0/1
Thomas: (44N,25G,19G)(47N,34G)(30G,32G,36G)(34G,42G)(29N,44N)(0)(23G,23G)(15N,27N)(38G,35G)(24G)(31N)(0)(34G,33G,33N,28N,44G)(47N,46N)					

DEFENSE	(Top 10)	T	S	A	FF	FR	PD	Sa	Int
Muckensturm11	69	42	1	2	1	3	0	1	0
Plank	108	72	36	4	1	7	0	0	3
Fencik	103	73	30	0	1	9	0	0	6
Campbell	92	63	29	1	1	2	4	0	1
Page	74	49	25	0	1	1	10	0	0
Hicks	74	48	26	1	2	2	0	0	3
Hampton	70	48	22	1	2	3	4	5	0
Osborne	66	54	12	0	2	1	10	5	0
Hartenstine	60	40	20	1	1	1	8	0	0
Walterscheid	57	44	13	2	1	3	4	0	1
SACKS: Osborne 10.5, Page 10.0, Hartenstine 8.0, Hampton 4.5, Campbell 4.0, Walterscheid 4.0, Muckensturm 3.0, Gaines 1.0, Herron 1.0									
TEAM 47.0, OPPONENTS 31.0									

USUAL STARTERS

Offense	Defense
WR.....J. Scott/R. Watts	RE.....Mike Hartenstine
LT.....Ted Albrecht	RT.....Alan Page
LG.....Noah Jackson	LE.....Jim Osborne
C.....Dan Neal	LE.....Dan Hampton
RG.....Revie Sorey	WLB.....Gary Campbell
RT.....Dennis Lick	MLB.....Tom Hicks
TE.....Mike Cobb	SLB.....Jerry Muckensturm
WR.....Brian Baschnagel	RCB.....Virgil Livers
QB.....Mike Phlips	LCB.....Terry Schmidt
RB.....Walter Payton	SS.....Gary Fencik
FB.....Dave Williams	FS.....Doug Plank

Team Stats	Bears	Avg
Total Yards.....	4637	289.8
Rushing Yards.....	2486	155.4
Passing Yards.....	2151	134.4
Points Scored.....	306	19.1
Opp Avg		
Total Yards.....	4506	281.6
Rushing Yards.....	1978	123.6
Passing Yards.....	2528	158.0
Points Scored.....	249	15.6

1980 CHICAGO BEARS STATISTICS

Record: 7-9, 438
3rd Place, NFC Central
Head Coach: Neill Armstrong

09/07	L	6-12	ot at Green Bay	54.381
09/14	W	22-3	NEW ORLEANS	63.523
09/21	L	14-34	MINNESOTA	59.983
09/28	L	3-38	at Pittsburgh	53.987
10/06	W	23-0	TAMPA BAY	61.350
10/12	L	7-13	at Minnesota	46.751
10/19	W	24-7	DETROIT	58.508
10/26	L	14-17	at Philadelphia	68.752
11/03	L	21-27	at Cleveland	83.224
11/09	W	35-21	WASHINGTON	57.159
11/16	L	6-10	HOUSTON	59.390
11/23	L	17-28	at Atlanta	49.164
11/27	W	23-17	at Detroit	75.397
12/07	W	61-7	GREEN BAY	57.176
12/14	L	14-17	at CINCINNATI	48.808
12/20	W	14-13	at Tampa Bay	55.298

Bears		Opp	
TOTAL FIRST DOWNS	286	285	
Rushing	139	111	
Passing	121	149	
Penalty	26	25	
3rd Down: Made/Att	105/248	98/236	
3rd Down Pct.	42.3	41.5	
4th Down: Made/Att	NA	NA	
4th Down Pct.	NA	NA	
TOTAL NET YARDS	4835	4907	
Avg. Per Game	302.2	306.7	
Total Plays	1016	1003	
Avg. Per Play	4.8	4.9	
NET YARDS RUSHING	2440	2015	
Avg. Per Game	152.5	125.9	
Total Rushes	579	506	
NET YARDS PASSING	2395	2892	
Avg. Per Game	149.7	180.8	
Sacked/Yards Lost	33/274	46/379	
Gross Yards	2669	3271	
Att./Comp.	404/209	451/238	
Completion Pct.	51.7	52.8	
Had Intercepted	25	17	
PUNTS/AVERAGE	79/40.6	82/39.0	
NET PUNTING AVG.	79/32.8	82/34.6	
PENALTIES/YARDS	100/842	129/1109	
FUMBLES/BALL LOST	23/14	32/14	
TOUCHDOWNS	38	32	
Rushing	22	10	
Passing	13	20	
Returns	3	2	

PASSING	Att	Cmp	Yds	Cmp%	Yd/Att	TD	TD%	Int	Int%	Lg	Sack/Lost	Rating
Evans	278	148	2039	53.2	7.33	11	4.0	16	5.8	89t	26/205	66.1
Phipps	122	61	630	50.0	5.16	2	1.6	9	7.4	56	7/69	39.8
Payton	3	0	0	0.0	0.0	0	0.0	0	0.0	0/0	0/0	39.6
Parsons	1	0	0	0.0	0.0	0	0.0	0	0.0	0/0	0/0	39.6
BEARS	404	209	2669	51.7	6.61	13	3.2	25	6.2	89t	33/274	57.6
OPPONENTS	451	238	3271	52.8	7.25	20	4.4	17	3.8	76t	46/379	75.1

Score by Period	1	2	3	4	OT	Tot
BEARS	51	77	77	93	6	304
OPPONENTS	57	79	51	68	9	264

SCORING	TDs:	Ru-Pa-R	K-PAT	FG	S	Pts		
Thomas	0	0	0	0	35/37	13/18	0	74
Evans	8	8	0	0	0	0	0	48
Payton	7	6	1	0	0	0	0	42
Harper	5	5	0	0	0	0	0	30
Scott	3	0	0	0	0	0	0	18
Earl	3	0	0	0	0	0	0	18
Phipps	2	2	0	0	0	0	0	12
Fisher	2	0	2	0	0	0	0	12
Watts	2	0	2	0	0	0	0	12
Baschnagel	2	0	2	0	0	0	0	12
Page	1	0	0	1	1	1	8	8
Williams	1	0	0	1	0	0	6	6
Walterscheid	1	0	0	1	0	0	6	6
McClendon	1	0	0	0	0	0	6	6
BEARS	38	22	13	3	35/37	13/18	1	304
OPPONENTS	32	10	20	2	30/30	14/27	0	264

RUSHING	No	Yds	Avg	Lg	TD
Payton	317	1460	4.6	69t	6
Harper	113	404	3.6	13	5
Evans	60	306	5.1	58	8
McClendon	10	88	8.8	48	1
Williams	26	57	2.2	14	0
Skibinski	13	54	4.2	8	0
Suhey	22	45	2.0	10	0
Phipps	15	38	2.5	9	2
Parsons	2	4	2.0	4	0
Watts	1	-16	-16.0	-16	0
BEARS	579	2440	4.2	69t	22
OPPONENTS	506	2015	4.0	56	10

RECEIVING	No	Yds	Avg	Lg	TD
Payton	46	367	8.0	54	1
Scott	36	696	19.3	64	3
Baschnagel	28	396	14.1	37	2
Watts	22	444	20.2	89t	2
Williams	22	132	6.0	18	0
Earl	18	223	12.4	28	3
Fisher	12	203	16.9	56	2
Suhey	7	60	8.6	21	0
Harper	7	31	4.4	16	0
Skibinski	5	18	3.6	8	0
Haines	4	83	20.8	18	0
Cobb	2	16	8.0	9	0
BEARS	209	2669	12.8	89t	13
OPPONENTS	238	3271	13.7	76t	20

PUNTING	No	Yds	Avg	Net	TB	In	Lg	B
Parsons	79	3207	40.6	32.8	10	16	61	0
BEARS	79	3207	40.6	32.8	10	16	61	0
OPPONENTS	82	3197	39.0	34.6	4	16	65	0

INTS	No	Yds	Avg	Lg	TD
Walterscheid	4	84	21.0	36	1
Campbell	3	36	12.0	15	0
Wilson	2	4	2.0	4	0
Muckensturm	2	2	1.0	2	0
Plank	1	20	20.0	20	0
Hicks	1	8	8.0	8	0
Fencik	1	8	8.0	8	0
Schmidt	1	0	0.0	0	0
Page	1	0	0.0	0	0
Ellis	1	0	0.0	0	0
BEARS	17	162	9.5	36	1
OPPONENTS	25	161	6.4	41	1

KO RETURNS	No	Yds	Avg	Lg	TD
Williams	27	666	24.7	95t	1
Suhey	19	409	21.4	31	0
Fisher	3	32	10.7	15	0
Watts	1	12	12.0	12	0
Walterscheid	1	12	12.0	12	0
McClendon	1	11	11.0	11	0
Earl	1	11	11.0	11	0
Herron	1	5	5.0	5	0
Haines	1	0	0.0	0	0
Ulmer	1	-2	-2.0	-2	0
BEARS	56	1153	20.6	95t	1
OPPONENTS	58	1251	21.6	54	0

PUNT RET.	Ret	FC	Yds	Avg	Lg	TD
Walterscheid	33	11	239	7.2	25	0
Lusby	4	1	14	3.5	14	0
Watts	2	0	20	10.0	11	0
Suhey	1	0	4	4.0	4	0
Plank	1	0	0	0.0	0	0
BEARS	41	12	277	6.8	25	0
OPPONENTS	46	7	415	9.0	56	0

FGS	1-19	20-29	30-39	40-49	50+
Thomas	1/1	5/5	4/8	3/4	0/0
BEARS	1/1	5/5	4/8	3/4	0/0
OPPONENTS	1/2	7/8	3/8	3/4	0/0

O/Thomas:(42G,34G)(37G,34G,38N)(0/28G)(30G,32N,44G,29G)(0/18G)(30N,47N)(35N)(0/27G,22G)(41G)(24G)(0/0)

DEFENSE (Top 10)	T	S	A	FF	FR	PD	Sa	Int		
Fencik	125	94	31	0	3	8	1.0	1		
Campbell	121	88	33	1	2	3	3.0	2		
Muckensturm	120	101	19	0	1	1	3.0	2		
Hicks	107	83	24	0	0	1	1.0	1		
Plank	81	53	28	2	3	0	0.0	1		
Hampton	73	56	17	2	0	1	11.5	0		
Walterscheid	71	53	18	2	1	1	1.0	4		
Page	68	50	18	0	2	4	9.5	1		
Hartenstine	66	54	12	1	0	4	6.0	0		
Osborne	65	54	11	1	2	5	8.0	0		
SACKS:	Hampton 11.5,	Page 9.5,	Osborne 8.0,	Hartenstine 6.0,	Campbell 3.0,	Muckensturm 3.0,	Wilson 2.0,	Fencik 1.0,	Hicks 1.0,	Walterscheid 1.0
TEAM 46.0, OPPONENTS 33.0										

USUAL STARTERS	
Offense	Defense
WR.....James Scott	RE.....Mike Hartenstine
LT.....Ted Albrecht	RT.....Alan Page
LG.....Noah Jackson	LT.....Jim Osborne
C.....Dan Neal	LE.....Dan Hampton
RG.....Revie Sorey	WLB.....Gary Campbell
RT.....Dennis Lick	MLB.....Tom Hicks
TE.....Robin Earl	SLB.....Jerry Muckensturm
WR.....Brian Baschnagel	RCB.....Allan Ellis
QB.....Vince Evans	LCB.....Terry Schmidt
RB.....Walter Payton	SS.....Gary Fencik
FB.....Roland Harper	FS.....Doug Flenk

Team Stats	Bears	Avg
Total Yards	4835	302.2
Rushing Yards	2440	152.5
Passing Yards	2395	289.2
Points Scored	304	17.6

Opp	Avg	
Total Yards	4907	306.7
Rushing Yards	2015	125.9
Passing Yards	2892	180.8
Points Scored	264	16.5

HISTORY

1981 CHICAGO BEARS STATISTICS

Record: 6-10, .375

5th Place, NFC Central

Head Coach: Neill Armstrong

09/06	L	9-16	GREEN BAY	62,411
09/13	L	17-28	at San Francisco	49,520
09/20	W	28-17	TAMPA BAY	60,130
09/28	L	7-24	L.A. RAMS	62,461
10/04	L	21-24	at Minnesota	43,827
10/11	L	7-24	WASHINGTON	57,683
10/19	L	17-48	at Detroit	71,273
10/25	W	20-17	at SAN DIEGO	52,905
11/01	L	10-20	at Tampa Bay	63,688
11/08	W	16-13	at Kansas City	60,605
11/15	L	17-21	at Green Bay	55,338
11/22	L	7-23	DETROIT	50,082
11/26	L	9-10	at Dallas	63,499
12/06	W	10-9	MINNESOTA	50,766
12/13	W	23-6	at Oakland	40,384
12/20	W	35-24	DENVER	40,125

Score by Period	1	2	3	4	OT	Tot
BEARS	41	71	55	80	6	253
OPPONENTS	83	83	63	95	0	324

SCORING	TDs:	Ru-Pa-	R	K-PAT	FG	S	Pts	
Roveto	0	0	0	0	19/20	10/18	0	49
Payton	8	6	2	0	0	0	48	
Suhey	3	3	0	0	0	0	18	
Evans	3	3	0	0	0	0	18	
Baschnagel	3	0	3	0	0	0	18	
Watts	3	0	3	0	0	0	18	
Anderson	2	0	2	0	0	0	12	
D. Williams	2	0	2	0	0	0	12	
Thomas	0	0	0	0	2/3	2/3	0	8
Nielsen	0	0	0	0	8/8	0/2	0	8
Earl	1	0	1	0	0	0	6	
Bell	1	0	1	0	0	0	6	
J. Fisher	1	0	1	0	0	0	6	
Margerum	1	0	1	0	0	0	6	
Harper	1	1	0	0	0	0	6	
Fencik	1	0	1	0	0	0	6	
Harris	1	0	1	0	0	0	6	
Plank	0	0	0	0	0	0	0	
BEARS	31	13	14	4	29/31	12/23	1	253
OPPONENTS	39	13	23	3	36/38	17/29	1	324

PUNTING	No	Yds	Avg	Net	TB	In	Lg	B
Parsons	114	4531	39.7	33.3	7	31	55	0
BEARS	114	4531	39.7	33.3	7	31	55	0
OPPONENTS	98	3985	40.7	33.3	10	15	67	0

INTS/No	Yds	Avg	Lg	TD	
Fencik	6	121	20.2	69	1
Henderson	4	84	21.0	39	0
Schmidt	2	4	2.0	4	0
J. Fisher	2	3	1.5	3	0
Bell	1	92	92.0	92	1
Harris	1	44	44.0	44	1
Walterscheid	1	0	0.0	0	0
Singletary	1	-3	-3.0	-3	0
BEARS	18	345	19.2	92	3
OPPONENTS	23	385	16.7	50	2

KO RETURNS	No	Yds	Avg	Lg	TD
D. Williams	23	486	21.1	42	0
Moorehead	23	476	20.7	56	0
Baschnagel	2	34	17.0	23	0
J. Fisher	6	96	16.0	23	0
Frazier	6	77	12.8	15	0
B. Williams	1	35	35.0	35	0
B. Fisher	2	15	7.5	9	0
Anderson	1	-5	-5.0	-5	0
BEARS	64	1214	19.0	56	0
OPPONENTS	44	937	21.3	47	0

PUNT RET.	Ret	FC	Yds	Avg	Lg	TD
J. Fisher	43	20	509	11.8	88	1
Walterscheid	1	0	6	6.0	6	0
Plank	1	1	3	3.0	3	0
Baschnagel	0	3	0	0.0	-	0
BEARS	45	24	518	11.5	88	1
OPPONENTS	66	12	594	9.0	55	1

FGs	1-19	20-29	30-39	40-49	50+
Roveto	0/1	6/7	2/3	2/7	0/0
Thomas	0/0	1/2	1/1	0/0	0/0
Nielsen	0/0	0/1	0/1	0/0	0/0
BEARS	0/1	7/10	3/5	2/7	0/0
OPPONENTS	1/1	3/5	6/8	6/11	1/4

DEFENSE	(Top 10)	T	S	A	FF	FR	PD	Sa	Int
Fencik	135	112	23	2	1	17	10	6	
Wilson	81	65	16	2	3	3	0	0	0
Campbell	77	47	30	0	1	2	0	0	0
Singletary	72	60	12	1	0	4	0	0	1
Hampton	68	56	12	1	0	4	9	0	0
Plank	67	51	16	0	4	11	3	0	0
Harris	61	47	14	1	3	5	2	0	1
Page	61	49	12	0	1	4	9	0	0
Henderson	58	52	6	0	1	19	0	0	4
Kunz	57	42	15	0	2	0	0	0	0

SACKS: Page 9.0, Hampton 9.0, Osborne 4.0, Plank 3.0, Harris 2.0, Hartenstine 2.0, Fencik 1.0, Walterscheid 1.0
TEAM 31.0. OPPONENTS 35.0

Bears		Opp.	
TOTAL FIRST DOWNS			
Rushing	126	120	
Passing	126	144	
Penalty	26	26	
3rd Down: Made/Att	95/268	73/233	
3rd Down Pct.	35.4	31.3	
4th Down: Made/Att	NA	NA	
4th Down Pct.	NA	NA	
TOTAL NET YARDS			
Avg. Per Game	289.6	337.1	
Total Plays	1134	1076	
Avg. Per Play	4.1	5.0	
NET YARDS RUSHING			
Avg. Per Game	135.7	134.1	
Total Rushes	608	521	
NET YARDS PASSING			
Avg. Per Game	153.9	203.0	
Sacked/Yards Lost	35/266	31/279	
Gross Yards	2728	3527	
Att./Comp.	489/222	525/233	
Completion Pct.	45.4	44.4	
Had Intercepted	23	18	
PUNTS/AVERAGE			
NET PUNTING AVG.	33.3	33.3	
PENALTIES/YARDS			
FUMBLES/BALL LOST	37/17	33/22	
TOUCHDOWNS			
Rushing	13	39	
Passing	14	23	
Returns	4	3	

RUSHING	No	Yds	Avg	Lg	TD
Payton	339	1222	3.6	39	6
Suhey	150	521	3.5	26	3
Evans	43	218	5.1	25	3
Harper	34	106	3.1	11	1
McClendon	30	74	2.5	17	0
D. Williams	2	19	9.5	14	0
Margerum	1	11	11.0	11	0
Baschnagel	1	10	10.0	10	0
Phipps	1	0	0.0	0	0
Avellini	3	-1	-0.3	0	0
Neal	1	-6	-6.0	-6	0
Parsons	1	-6	-6.0	-6	0
BEARS	608	2171	3.6	39	13
OPPONENTS	521	2146	4.1	59	13
RECEIVING	No	Yds	Avg	Lg	TD
Payton	41	379	9.2	30	2
Margerum	39	584	15.0	41	1
Baschnagel	34	554	16.3	72	3
Suhey	33	168	5.1	15	0
Watts	27	465	17.2	42	3
D. Williams	18	126	7.0	14	2
Earl	10	118	11.8	24	1
Anderson	9	243	27.0	85	2
B. Williams	3	32	10.7	16	0
Cobb	2	20	10.0	11	0
Harper	2	10	5.0	9	0
McClendon	2	4	2.0	4	0
Harris	1	18	18.0	18	0
Zanders	1	7	7.0	7	0
BEARS	222	2728	12.3	85	14
OPPONENTS	233	3527	15.1	94	23

PASSING	Att	Cmp	Yds	Cmp%	Yd/Att	TD	TD%	Int	Int%	Lg	Sack/Lost	Rating
Evans	436	195	2354	44.7	5.40	11	2.5	20	4.6	85	23/173	51.0
Phipps	17	11	171	64.7	10.06	2	11.8	0	0.0	43	5/41	138.7
Avellini	32	15	185	46.9	5.78	1	3.1	3	9.4	72	7/52	36.8
Baschnagel	1	1	18	100.0	18.00	0	0.0	0	0.0	0	0/0	116.4
Payton	2	0	0	0.0	0.00	0	0.0	0	0.0	0	0/0	39.6
Parsons	1	0	0	0.0	0.00	0	0.0	0	0.0	0	0/0	39.6
BEARS	489	222	2728	45.4	5.82	14	3.0	23	4.9	85	35/266	53.6
OPPONENTS	525	233	3527	44.4	6.72	23	4.4	18	3.4	94	31/279	67.6

USUAL STARTERS

Offense	Defense
WR.....Baschnagel/Watts	RE.....Al Harris
LT.....Ted Albrecht	RT.....Alan Page
LG.....Noah Jackson	LT.....Jim Osborne
C.....Dan Neal	LE.....Dan Hampton
RG.....Emanuel Zanders	WLB.....Gary Campbell
RT.....Keith Van Horne	MLB.....Mike Singletary
TE.....Robin Earl	SLB.....Otis Wilson
WR.....Margerum/Baschnagel	RCB.....Reuben Henderson
QB.....Vince Evans	LCB.....Terry Schmidt
RB.....Walter Payton	SS.....Gary Fencik
FB.....Matt Suhey	FS.....Doug Plank

RANKINGS

Team Stats	Bears	Avg	Rank
Total Yards	4633	289.6	26
Rushing Yards	2171	135.7	11
Passing Yards	2462	153.9	27
Points Scored	253	15.8	*
Opp			
Total Yards	5394	337.1	19
Rushing Yards	2146	134.1	20
Passing Yards	3248	203.0	14
Points Scored	324	20.3	*

HISTORY

1982 CHICAGO BEARS STATISTICS

Record: 3-6, .333

5th Place, NFC Central
Head Coach: Mike Ditka

09/12	L	10-17	at Detroit	71,337
09/19	L	0-10	NEW ORLEANS	56,600
11/21	W	20-17	DETROIT	46,783
11/28	L	7-35	at Minnesota	54,724
12/05	W	26-13	NEW ENGLAND	36,973
12/12	L	14-20	at Seattle	52,826
12/19	L	7-10	ST. LOUIS	43,270
12/26	W	34-26	at L.A. Rams	46,502
01/02	L	23-26	at Tampa Bay	68,112

Bears		Opp	
TOTAL FIRST DOWNS	153	166	
Rushing	56	53	
Passing	83	102	
Penalty	14	11	
3rd Down: Made/Att	47/128	36/119	
3rd Down Pct.	36.7	30.3	
4th Down: Made/Att	1/4	3/9	
4th Down Pct.	25.0	33.3	
TOTAL NET YARDS	2493	2851	
Avg. Per Game	277.0	316.8	
Total Plays	571	585	
Avg. Per Play	4.4	4.9	
NET YARDS RUSHING	988	902	
Avg. Per Game	109.8	100.2	
Total Rushes	276	261	
NET YARDS PASSING	1505	1949	
Avg. Per Game	167.2	216.6	
Sacked/Yards Lost	33/244	30/240	
Gross Yards	1749	2189	
Att./Comp.	262/141	294/164	
Completion Pct.	53.8	55.8	
Had Intercepted	11	13	
PUNTS/AVERAGE	59/41.6	49/41.6	
NET PUNTING AVG.	35.2	37.1	
PENALTIES/YARDS	58/422	52/451	
FUMBLES/BALL TOUCH	16/8	20/7	
TOUCHDOWNS	16	20	
Rushing	5	4	
Passing	10	14	
Returns	1	2	

PASSING	Att	Cmp	Yds	Cmp%	Yd/Att	TD	TD%	Int	Int%	Lg	Sack/Lost	Rating
McMahon	210	120	1501	57.1	7.15	9	4.3	7	3.3	50t	27/196	80.1
Avellini	20	8	84	40.0	4.20	0	0.0	0	0.0	21	4/31	52.9
Evans	28	12	125	42.9	4.46	0	0.0	4	14.3	19	2/17	16.8
Payton	3	1	39	33.3	13.00	1	33.3	0	0.0	39	0/0	122.0
Baschnagel	1	0	0	0.0	0.00	0	0.0	0	0.0	0	0/0	39.6
BEARS	262	141	1749	53.8	6.68	10	3.8	11	4.2	50t	33/244	69.9
OPPONENTS	294	164	2189	55.8	7.45	14	4.8	13	4.4	65	30/240	77.3

Score by Period	1	2	3	4	OT	Tot
BEARS	44	50	17	30	0	141
OPPONENTS	37	60	30	44	3	174

SCORING	TDs: Ru-Pa-R	K-PAT	FG	S	Pts			
Moorehead	5	0	5	0	30			
Roveto	0	0	0	0	10/10	4/13	0	22
Thomas	0	0	0	0	6/6	5/7	0	21
Margerum	3	0	3	0	0	0	0	18
Suhey	3	3	0	0	0	0	0	18
Baschnagel	2	0	2	0	0	0	0	12
McMahon	1	1	0	0	0	0	0	6
Payton	1	1	0	0	0	0	0	6
Wilson	1	0	0	1	0	0	0	6
Osborne	0	0	0	0	0	0	1	2
BEARS	16	5	10	1	16/16	9/20	1	141
OPPONENTS	20	4	14	2	18/20	12/17	0	174

RUSHING	No	Yds	Avg	Lg	TD
Payton	148	596	4.0	26	1
Suhey	70	206	2.9	13	3
McMahon	24	105	4.4	11	1
McClendon	17	47	2.8	13	0
Gentry	4	21	5.3	9	0
Harper	3	7	2.3	8	0
C. Thomas	5	4	0.8	3	0
Moorehead	2	3	1.5	6	0
Evans	2	0	0.0	6	0
Watts	1	-1	-1.0	-1	0
BEARS	276	988	3.6	26	5
OPPONENTS	261	902	3.5	47	4

RECEIVING	No	Yds	Avg	Lg	TD
Suhey	36	333	9.3	45	0
Payton	32	311	9.7	40	0
Moorehead	30	363	12.1	50t	5
Margerum	14	207	14.8	28	3
Baschnagel	12	194	16.2	39	2
Watts	8	217	27.1	40	0
Earl	4	56	14.0	18	0
Scott	2	44	22.0	27	0
Gentry	1	9	9.0	9	0
Harper	1	8	8.0	8	0
McClendon	1	7	7.0	7	0
BEARS	141	1749	12.4	50	10
OPPONENTS	164	2189	13.3	65	14

PUNTING	No	Yds	Avg	Net	TB	In	Lg	B
Parsons	58	2394	41.3	3	9	81	0	0
McMahon	1	59	59.0	0	0	59	0	0
BEARS	59	2453	41.6	35.2	3	9	81	0
OPPONENTS	49	2038	41.6	37.1	4	7	60	0

INTS	No	Yds	Avg	Lg	TD
Schmidt	4	39	9.8	29	0
Fisher	3	19	6.3	19	0
Wilson	2	39	19.5	39t	1
Fencik	2	2	1.0	2	0
Frazier	2	0	0.0	0	0
BEARS	13	99	7.6	39t	1
OPPONENTS	11	195	17.7	99t	2

KO RETURNS	No	Yds	Avg	Lg	TD
Watts	14	330	23.6	36	0
Gentry	9	161	17.9	23	0
Fisher	7	102	14.6	20	0
Bell	1	14	14.0	14	0
Harper	2	10	5.0	10	0
Muckensturm	1	5	5.0	5	0
BEARS	34	622	18.3	36	0
OPPONENTS	30	537	17.9	32	0

PUNT RET.	Ret	FC	Yds	Avg	Lg	TD
Gentry	15	5	77	5.1	16	0
Fisher	9	6	65	7.2	17	0
BEARS	24	11	142	5.9	17	0
OPPONENTS	34	7	314	9.2	37	0

FGs	1-19	20-29	30-39	40-49	50+
Roveto	1/1	0/0	0/4	2/4	1/4
Thomas	1/1	0/0	1/2	3/3	0/1
BEARS	2/2	0/0	1/6	5/7	1/5
OPPONENTS	0/0	2/3	7/10	3/4	0/0

DEFENSE	T	S	A	FF	FR	PD	Sa	Int
Fencik	82	52	30	0	0	5	0.0	2
Hampton	71	62	9	1	0	0	7.0	0
Singletary	71	61	10	1	1	2	1.0	0
Walterscheid	62	45	17	0	0	5	0.0	0
Wilson	40	31	9	0	0	1	2.0	2
Campbell	36	24	12	1	2	5	1.0	2
Frazier	31	28	3	1	1	1	1.2	1.0
Osborne	31	27	4	1	0	2	5.0	0
Schmidt	30	24	6	0	0	10	0.0	4
Fisher	29	23	6	0	0	2	0.0	3

SACKS: Hampton 9.0, Osborne 4.5, Singletary 2.5, McMichael 2.5, Harris 3.5, Wilson 2.5, Singletary 1.0, Campbell 1.0, Frazier 1.0, Bell 1.0, Herron 1.0
TEAM 30.0, OPPONENTS 33.0

USUAL STARTERS		RANKINGS	
Offense	Defense	Team Stats	Bears Avg Rank
WR.....Ken Margerum	RE.....Al Harris	Total Yards.....	2493.....277.0.....26
LT.....Phil McKinnely	RT.....Dan Hampton	Rushing Yards.....	988.....109.8.....18
LG.....Noah Jackson	LT.....Jim Osborne	Passing Yards.....	1505.....167.2.....23
C.....Dan Neal	LE.....Mike Hartenstine	Points Scored.....	141.....15.7.....-
RG.....Jeff Williams	WLB.....Gary Campbell		
RT.....Keith Van Horne	MLB.....Mike Singletary	Opp Avg Rank	
TE.....Emery Moorehead	SLB.....Otis Wilson	Total Yards.....	2851.....316.8.....16
WR.....Brian Baschnagel	RCB.....Leslie Frazier	Rushing Yards.....	902.....100.2.....5
QB.....Jim McMahon	LCB.....Terry Schmidt	Passing Yards.....	1949.....216.6.....21
RB.....Walter Payton	SS.....Gary Fencik	Points Scored.....	174.....19.3.....-
FB.....Matt Suhey	FS.....Len Walterscheid		

1983 CHICAGO BEARS STATISTICS

Record: 8-8, .500
T-2nd Place, NFC Central
Head Coach: Mike Ditka

09/04	L	17-20	ATLANTA	60,165
09/11	W	17-10	TAMPA BAY	58,186
09/18	L	31-34	ot at New Orleans	64,692
09/25	L	19-22	ot at Baltimore	34,350
10/02	W	31-14	DENVER	38,210
10/09	L	14-23	MINNESOTA	59,632
10/16	L	17-31	at Detroit	66,709
10/23	W	7-6	at Philadelphia	45,263
10/30	L	17-38	DETROIT	58,764
11/06	L	14-21	at L.A. Rams	53,010
11/13	W	17-14	PHILADELPHIA	47,524
11/20	W	27-0	at Tampa Bay	36,816
11/27	W	13-3	SAN FRANCISCO	40,483
12/04	L	28-31	at Green Bay	51,147
12/11	W	19-13	at Minnesota	57,880
12/18	W	23-21	GREEN BAY	35,807

Bears		Opp	
TOTAL FIRST DOWNS	308	286	
Rushing	154	113	
Passing	136	154	
Penalty	18	19	
3rd Down: Made/Att	79/231	72/216	
3rd Down Pct.	34.2	33.3	
4th Down: Made/Att	14/22	8/14	
4th Down Pct.	63.6	57.1	
TOTAL NET YARDS	5830	5132	
Avg. Per Game	364.4	320.8	
Total Plays	1083	1023	
Avg. Per Play	5.4	5.0	
NET YARDS RUSHING	2727	2000	
Avg. Per Game	170.4	125.0	
Total Rushes	583	482	
NET YARDS PASSING	3103	3132	
Avg. Per Game	193.9	195.8	
Sacked/Yards Lost	53/358	51/384	
Gross Yards	3461	3526	
Att./Comp.	447/255	490/249	
Completion Pct.	57.0	50.8	
Had Intercepted	21	22	
PUNTS/AVERAGE	92/36.9	99/38.6	
NET PUNTING AVG.	92/31.7	99/32.1	
PENALTIES/YARDS	107/869	86/687	
FUMBLES/BALL LOST	26/14	37/17	
TOUCHDOWNS	39	36	
Rushing	14	20	
Passing	21	15	
Returns	4	1	

Score by Period	1	2	3	4	OT	Tot
BEARS	55	104	40	112	0	311
OPPONENTS	78	63	83	71	6	301

SCORING	TDs:	Ru-	Pa-	R	K-PAT	FG	S	Pts
B.Thomas	0	0	0	0	35/38	14/25	0	77
Payton	8	6	2	0	0	0	0	48
Gault	8	0	8	0	0	0	0	48
Suhey	5	4	1	0	0	0	0	30
McKinnon	5	0	4	1	0	0	0	30
McMahon	3	2	1	0	0	0	0	18
Moorehead	3	0	3	0	0	0	0	18
Margerum	2	0	2	0	0	0	0	12
Evans	1	1	0	0	0	0	0	6
Frazier	1	0	0	1	0	0	0	6
Hutchinson	1	1	0	0	0	0	0	6
Schmidt	1	0	0	1	0	0	0	6
Hartenstine	1	0	0	1	0	0	0	6
BEARS	39	14	21	4	35/38	14/25	0	311
OPPONENTS	36	20	15	1	34/36	17/23	0	301

RUSHING	No	Yds	Avg	Lg	TD
Payton	314	1421	4.5	49t	6
Suhey	149	681	4.6	39	4
McMahon	55	307	5.6	32	2
Evans	22	142	6.5	27	1
Gentry	16	65	4.1	17	0
Gault	4	31	7.8	22	0
Parsons	1	27	27.0	27	0
C. Thomas	8	25	3.1	9	0
Hutchinson	6	13	2.2	5	1
Margerum	1	7	7.0	7	0
Moorehead	5	6	1.2	5	0
Baschnagel	2	2	1.0	2	0
BEARS	583	2727	4.7	49t	14
OPPONENTS	482	2000	4.1	71	20

RECEIVING	No	Yds	Avg	Lg	TD
Payton	53	607	11.5	74t	2
Suhey	49	429	8.8	52	1
Moorehead	42	597	14.2	36	3
Gault	40	836	20.9	87t	8
Margerum	21	336	16.0	60	2
McKinnon	20	326	16.3	49	4
Saldi	12	119	9.9	16	0
Dunsmore	8	102	12.8	24	0
Baschnagel	5	70	14.0	24	0
C. Thomas	2	13	6.5	7	0
Gentry	2	8	4.0	6	0
McMahon	1	18	18.0	18t	1
BEARS	255	3461	13.6	87t	21
OPPONENTS	249	3526	14.2	74	15

PUNTING	No	Yds	Avg	Net	TB	In	Lg	B
Parsons	79	2916	36.9	5	22	54	0	0
Stachowicz	12	447	37.3	0	0	48	2	0
McMahon	1	36	36.0	0	0	36	0	0
BEARS	94	3399	36.9	36.2	5	22	54	2
OPPONENTS	99	3821	38.6	38.6	10	25	60	1

INTS	No	Yds	Avg	Lg	TD
Frazier	7	135	19.3	56	1
Schmidt	5	31	6.2	32	1
Richardson	5	9	1.8	6	0
Fencik	2	34	17.0	20	0
Wilson	1	6	6.0	6	0
Singletary	1	0	0.0	0	0
BEARS	21	215	10.2	56	2
OPPONENTS	22	229	13.2	35	1

KO RETURNS	No	Yds	Avg	Lg	TD
Hutchinson	17	259	15.2	28	0
Gault	13	276	21.2	38	0
Gentry	7	130	18.6	28	0
Watts	5	79	15.8	21	0
Duerson	3	66	22.0	24	0
Baschnagel	3	42	14.0	19	0
McKinnon	2	42	21.0	25	0
BEARS	58	953	16.4	38	0
OPPONENTS	66	1229	18.6	61	0

PUNT RET.	Ret	FC	Yds	Avg	Lg	TD
McKinnon	34	3	316	9.3	59	1
Fisher	13	3	71	5.5	11	0
Gault	9	1	61	6.8	12	0
BEARS	56	7	448	8.0	59	1
OPPONENTS	44	13	322	7.3	34	0

FGs	1-19	20-29	30-39	40-49	50+
Thomas	1/1	9/9	0/4	3/6	1/5
BEARS	1/1	9/9	0/4	3/6	1/5
OPPONENTS	1/1	7/7	7/8	2/6	0/1

DEFENSE	(Top 10)	T	S	A	FF	FR	PD	SA	Int
Singletary	147	120	27	1	4	7	3.5	1	0
Bell	115	92	23	1	1	6	3.0	1	0
Wilson	103	87	16	2	0	7	1.0	1	0
Hartenstine	71	56	15	3	1	4	12.0	0	0
Richardson	69	58	11	0	1	20	0.0	5	0
Osborne	61	48	13	5	1	2	5.0	0	0
Frazier	60	52	8	0	1	21	0.0	7	0
Harris	57	48	9	0	2	0	7.0	0	0
Duerson	51	41	10	1	0	4	0.0	0	0
Hampton	47	40	7	0	0	4	5.0	0	0
SACKS:	Hartenstine 12.0, McMichael 8.5, Harris 7.0, Hampton 5.0, Osborne 5.0, Singletary 3.5, Bell 3.0, Dent 3.0, Cabral 1.0, Campbell 1.0, Keys 1.0								
TEAM 51.0, OPPONENTS 53.0									

PASSING	Att	Cmp	Yds	Cmp%	Yd/Att	TD	TD%	Int	Int%	Lg	Sack/Lost	Rating
McMahon	295	175	2184	59.3	7.40	12	4.1	13	4.4	87t	42/266	77.7
Evans	145	76	1108	52.4	7.64	5	3.4	7	4.8	72	11/92	68.9
Payton	6	3	95	50.0	15.83	3	50.0	2	33.3	56	0/0	95.8
Suhey	1	1	74	100.0	74.00	1	100.0	0	0.0	74t	0/0	158.3
BEARS	447	255	3461	57.0	7.74	21	4.7	22	4.9	87t	53/358	77.1
OPPONENTS	490	249	3526	50.8	7.20	15	3.1	21	4.3	74	51/384	66.8

USUAL STARTERS	
Offense	Defense
WR.....Willie Gault	RE.....Dan Hampton
LT.....Jim Covert	RT.....Steve McMichael
LG.....Noah Jackson	LT.....Jim Osborne
C.....Jay Hilgenberg	LE.....Mike Hartenstine
RG.....Kurt Becker	WLB.....Al Harris
RT.....Keith Van Horne	MLB.....Mike Singletary
TE.....Emery Moorehead	SLB.....Otis Wilson
WR.....Ken Margerum	RCB.....Leslie Frazier
QB.....Jim McMahon	LCB.....Mike Richardson
RB.....Walter Payton	SS.....Todd Bell
FB.....Matt Suhey	FS.....Gary Fencik

RANKINGS			
Team Stats	Bears	Avg	Rank
Total Yards	5830	364.4	4
Rushing Yards	2727	170.4	1
Passing Yards	3103	193.9	17
Points Scored	311	19.4	-
Opp		Avg	Rank
Total Yards	5132	320.8	8
Rushing Yards	2000	125.0	t11
Passing Yards	3132	195.8	12
Points Scored	301	18.8	-

HISTORY

1984 CHICAGO BEARS STATISTICS

Record: 10-6, 625
1st Place, NFC Central
Head Coach: Mike Ditka

09/02	W	34-14	TAMPA BAY	58,789
09/09	W	27-0	DENVER	54,335
09/16	W	9-7	at Green Bay	55,795
09/23	L	9-38	at Seattle	61,520
09/30	L	14-23	DALLAS	63,623
10/07	W	20-7	NEW ORLEANS	53,752
10/14	L	21-38	at St. Louis	49,554
10/21	W	44-9	at Tampa Bay	60,003
10/28	W	16-7	MINNESOTA	57,517
11/04	W	17-6	L.A. RAIDERS	59,858
11/11	L	13-29	at L.A. Rams	62,021
11/18	W	16-14	DETROIT	54,911
11/25	W	34-3	at Minnesota	56,881
12/03	L	7-20	at San Diego	45,470
12/09	L	14-20	GREEN BAY	59,374
12/16	W	30-13	at Detroit	53,252
PLAYOFFS				
12/30	W	23-19	at Washington	55,431
01/06	L	0-23	at San Francisco	61,040

Bears		Opp
TOTAL FIRST DOWNS	297	216
Rushing	164	72
Passing	115	122
Penalty	18	22
3rd Down: Made/Att	105/256	55/209
3rd Down Pct.	41.0	26.3
4th Down: Made/Att	9/23	2/11
4th Down Pct.	39.1	18.2
TOTAL NET YARDS	5437	3860
Avg. Per Game	339.8	241.3
Total Plays	1100	895
Avg. Per Play	4.9	4.4
NET YARDS RUSHING	2974	1377
Avg. Per Game	185.9	86.1
Total Rushes	674	379
NET YARDS PASSING	2463	2486
Avg. Per Game	153.9	155.4
Sacked/Yards Lost	36/232	72/583
Green Yards	2695	3069
Att./Comp.	390/226	435/197
Completion Pct.	57.5	45.3
Had Intercepted	15	21
PUNTS/AVERAGE	85/39.2	100/41.3
NET PUNTING YARD	85/35.3	100/34.3
PENALTIES/YARDS	114/851	86/698
FUMBLES/BALL LOST	31/16	33/13
TOUCHDOWNS	37	29
Rushing	22	10
Passing	14	14
Returns	1	5

PASSING	Att	Cmp	Yds	Cmp%	Yd/Att	TD	DB%	Int	Int%	Lg	Sack/Lost	Rating
McMahon	143	85	1146	59.4	8.01	8	5.6	2	1.4	61t	10/48	97.8
Fuller	78	53	595	67.9	7.63	3	3.8	0	0.0	30	7/41	103.1
Lisch	85	43	413	50.6	4.86	0	0.0	6	7.1	23	13/91	34.9
Avellini	53	30	288	56.6	5.43	0	0.0	3	5.7	50	5/43	48.1
Landry	21	11	199	52.4	9.48	1	4.8	3	14.3	55	0/0	62.8
Payton	8	3	47	37.5	5.88	2	40.0	0	0.0	17	0/0	66.9
Baschnagel	2	1	7	50.0	3.5	0	0.0	1	15.0	7	0/0	43.9
BEARS	390	226	2695	57.9	6.91	14	3.6	15	3.8	61t	36/232	75.3
OPPONENTS	435	197	3069	45.4	7.07	14	3.2	21	4.8	88t	72/583	60.0

Score by Period	1	2	3	4	OT	Tot
BEARS	91	107	62	65	0	325
OPPONENTS	33	73	53	89	0	248

SCORING	TDs: Ru-Pa-R	K-PAT	FG	S	Pts			
Thomas	0	0	0	35/37	22/28	0	101	
Payton	11	11	0	0	0	0	66	
Suhey	6	4	2	0	0	0	36	
Gault	6	0	6	0	0	0	36	
McKinnon	3	0	3	0	0	0	18	
McMahon	2	2	0	0	0	0	12	
Fuller	1	1	0	0	0	0	6	
Landry	1	1	0	0	0	0	6	
Bell	1	0	0	0	0	0	6	
Gentry	1	0	0	0	0	0	6	
Hutchinson	1	0	0	0	0	0	6	
C. Thomas	1	1	0	0	0	0	6	
Anderson	1	0	0	0	0	0	6	
Dunsmore	1	0	0	0	0	0	6	
Moorehead	1	0	0	0	0	0	6	
BEARS	37	22	14	1	35/37	22/28	1	325
OPPONENTS	29	10	14	5	26/29	16/21	0	248

RUSHING	No	Yds	Avg	Lg	TD
Payton	381	1684	4.4	72	11
Suhey	124	424	3.4	31	4
McMahon	39	276	7.1	30	2
C. Thomas	40	186	4.7	37	1
Fuller	18	121	6.7	31	0
Landry	15	89	5.9	26	1
Gentry	21	79	3.8	22	1
Jordan	11	70	6.4	29	0
Hutchinson	14	39	2.8	6	1
McKinnon	2	12	6.0	21	0
Avellini	2	1	0.5	11	0
Anderson	3	-5	-1.7	0	0
Moorehead	1	-2	-2.0	-2	0
BEARS	674	2974	4.4	72	22
OPPONENTS	378	1377	3.6	44	10

RECEIVING	No	Yds	Avg	Lg	TD
Payton	45	368	8.2	31	0
Suhey	41	309	7.5	23	2
Gault	34	587	17.3	61t	6
McKinnon	30	434	14.5	32	3
Moorehead	29	497	17.1	50	1
Dunsmore	9	106	11.8	25	1
Saldi	9	90	10.0	20	0
C. Thomas	9	39	4.3	9	0
Baschnagel	6	53	8.8	17	0
Gentry	4	29	7.3	13	0
Anderson	3	77	25.7	49	1
Krenk	2	31	15.5	24	0
McMahon	1	42	42.0	42	0
Cameral	1	13	13.0	13	0
Cabral	1	7	7.0	7	0
BEARS	226	2695	11.9	61t	14
OPPONENTS	197	3069	15.6	88t	14

PUNTING	No	Yds	Avg	Net	TB	IN	Lg	B
Finzer	83	3328	40.1	35.3	4	26	87	2
BEARS	85	3328	39.2	35.3	4	26	87	2
OPPONENTS	100	4130	41.3	34.3	7	12	62	0

INTS	No	Yds	Avg	Lg	TD
Fencik	5	102	20.4	61	0
Frazier	5	89	17.8	33	0
Bell	4	46	11.5	36	1
Richardson	2	7	3.5	7	0
Harris	1	34	34.0	34	0
Gayle	1	1	1.0	1	0
Duerson	1	9	9.0	9	0
Singletary	1	4	4.0	4	0
Schmidt	1	0	0.0	0	0
BEARS	21	290	13.8	61	1
OPPONENTS	15	241	16.1	66	3

KO RETURNS	No	Yds	Avg	Lg	TD
Cameron	26	485	18.7	40	0
Gentry	11	209	19.0	33	0
Duerson	5	95	19.0	26	0
Bell	1	35	35.0	35	0
Jordan	5	62	12.4	22	0
Gault	1	12	12.0	12	0
BEARS	49	898	18.3	40	0
OPPONENTS	68	1443	21.2	97	1

PUNT RET.	Ret	FC	Yds	Avg	Lg	TD
Fisher	58	11	492	8.5	28	0
Duerson	1	0	4	4.0	4	0
McKinnon	5	0	62	12.4	18	0
BEARS	64	11	558	8.7	28	0
OPPONENTS	41	12	249	6.1	21	0

FGs	1-19	20-29	30-39	40-49	50+
Thomas	3/3	6/7	5/6	6/9	2/3
BEARS	3/3	6/7	5/6	6/9	2/3
OPPONENTS	0/0	6/6	1/2	8/11	1/2

DEFENSE	(Top 10)	T	S	A	FR	FR	PD	Sa	Int
Singletary	116	81	35	3	1	4	3.5	1	
Fencik	103	82	21	0	1	9	1.0	5	
Bell	77	58	19	1	2	5	4.5	4	
Harris	68	52	16	0	0	6	2.0	1	
Wilson	61	47	14	1	0	3	7.5	0	
Hampton	54	40	14	1	3	2	11.5	0	
McMichael	42	30	12	0	0	2	10.0	0	
Dent	39	31	8	4	1	1	17.5	0	
Richardson	36	31	5	0	1	13	0.0	2	
Hartenstine	36	24	12	2	2	0	6.0	0	

SACKS: Dent 17.5, Hampton 11.5, McMichael 10.0, Wilson 7.5, Hartenstine 6.0, Bell 4.5, Singletary 3.5, Duerson 3.0, Keys 2.5, Harris 2.0, Waechter 2.0, Fencik 1.0, Osborne 1.0
TEAM 72-10, OPPONENTS 36-0

USUAL STARTERS												RANKINGS								
Offense						Defense						Team Stats			Bears			Opp		
WR.....Willie Gault	RE.....Richard Dent	Total Yards.....	5437	339.87															
LT.....Jim Covert	RT.....Dan Hampton	Rushing Yards.....	2974	185.91															
LG.....Mark Bortz	LT.....Steve McMichael	Passing Yards.....	2463	153.926															
C.....Jay Hilgenberg	LE.....Mike Hartenstine	Points Scored.....	325	20.326															
RG.....Kurt Becker	WLB.....Al Harris																			
RT.....Keith Van Horne	MLB.....Mike Singletary																			
TE.....Emery Moorehead	SLB.....Otis Wilson	Total Yards.....	3860	241.31															
WR.....Dennis McKinnon	RCB.....Leslie Frazier	Rushing Yards.....	1377	86.11															
QB.....S. Fuller/J. McMahon	LCB.....Mike Richardson	Passing Yards.....	2486	155.42															
RB.....Walter Payton	SS.....Todd Bell	Points Scored.....	248	15.52															
FB.....Matt Suhey	FS.....Gary Fencik																			

1985 CHICAGO BEARS STATISTICS

Record: 15-1, .938

1st Place, NFC Central

Head Coach: Mike Ditka

09/08	W 38-28	TAMPA BAY	57,828
09/15	W 20-7	NEW ENGLAND	60,533
09/19	W 33-24	at Minnesota	61,242
09/29	W 45-10	WASHINGTON	63,708
10/06	W 27-19	at Tampa Bay	51,795
10/13	W 26-10	at San Francisco	60,523
10/21	W 23-7	GREEN BAY	65,095
10/27	W 27-9	MINNESOTA	63,815
11/03	W 16-10	at Green Bay	55,343
11/10	W 24-3	DETROIT	53,467
11/17	W 44-0	at Dallas	63,855
11/24	W 36-0	ATLANTA	61,769
12/02	L 24-38	at Miami	75,594
12/08	W 17-10	INDIANAPOLIS	59,997
12/14	W 19-6	at New York Jets	74,752
12/22	W 37-17	at Detroit	74,042

PLAYOFFS

01/05	W 21-0	N.Y. GIANTS	62,076
01/12	W 24-0	L.A. RAMS	63,522
01/26	W 46-10	New England	73,818

*Super Bowl XX at Superdome in New Orleans

Score by Period	1	2	3	4	OT	Tot
BEARS	67	144	123	122	0	456
OPPONENTS	50	77	34	37	0	198

SCORING		TDs:	Ru-Pa-	R	K-PAT	FG	S	Pts
Butler	0	0	0	0	51/51	31/38	0	144
Payton	11	9	2	0	0	0	0	66
McKinnon	7	0	7	0	0	0	0	42
Fuller	5	5	0	0	0	0	0	30
McMahon	4	3	1	0	0	0	0	24
Thomas	4	4	0	0	0	0	0	24
Gentry	3	2	0	1	0	0	0	18
Perry	3	2	1	0	0	0	0	18
Suhey	2	1	1	0	0	0	0	12
Margerum	2	0	2	0	0	0	0	12
Gault	2	0	1	1	0	0	0	12
Wilson	1	0	0	1	0	0	1	8
Dent	1	0	0	1	0	0	0	6
Frazier	1	0	0	1	0	0	0	6
Wrightman	1	0	0	1	0	0	0	6
Rivera	1	0	0	1	0	0	0	6
Moorehead	1	0	1	0	0	0	0	6
Sanders	1	1	0	0	0	0	0	6
Richardson	1	0	0	1	0	0	0	6
McMichael	0	0	0	1	0	1	2	2
Waechter	0	0	0	1	0	0	0	2
BEARS	51	27	17	7	51/51	31/38	3	456
OPPONENTS	23	6	16	1	22/23	12/19	1	198

RUSHING		No	Yds	Avg	Lg	TD
Payton	324	1551	4.8	40	9	
Suhey	115	471	4.1	17	1	
McMahon	47	252	5.4	19	3	
Gentry	30	160	5.3	21	2	
Thomas	31	125	4.0	17	4	
Sanders	25	104	4.2	28	1	
Fuller	24	77	3.2	19	5	
Gault	5	18	3.6	11	0	
Perry	5	7	1.4	2	2	
Tomczak	2	3	1.5	3	0	
McKinnon	1	0	0.0	0	0	
Margerum	1	-7	-7.0	-7	0	
BEARS	610	2761	4.5	40	27	
OPPONENTS	359	1319	3.7	37	6	

RECEIVING		No	Yds	Avg	Lg	TD
Payton	49	483	9.9	65	2	
Moorehead	35	481	13.7	25	1	
Gault	33	704	21.3	70	1	
Suhey	33	295	8.9	35	1	
McKinnon	31	555	17.9	48	7	
Wrightman	24	407	17.0	49	1	
Margerum	17	190	11.2	20	2	
Gentry	5	77	15.4	30	0	
Thomas	5	45	9.0	15	0	
Maness	1	34	34.0	34	0	
McMahon	1	13	13.0	13	1	
Sanders	1	9	9.0	9	0	
Anderson	1	6	6.0	6	0	
Perry	1	4	4.0	4	1	
BEARS	237	3303	13.9	70	17	
OPPONENTS	249	3299	13.2	90	16	

PUNTING		No	Yds	Avg	Net	TB	In	Lg	B
Buford	68	2870	42.2	35.1	14	18	69	1	
BEARS	69	2870	41.6	35.1	14	18	69	1	
OPPONENTS	90	3639	40.4	33.5	6	11	75	1	

INTS		No	Yds	Avg	Lg	TD
Frazier	6	119	19.8	33	1	
Duerson	5	58	11.6	25	0	
Fencik	5	38	7.6	22	0	
Marshall	4	27	5.4	14	0	
Richardson	4	174	43.5	90	1	
Wilson	3	35	11.7	23	1	
Taylor	3	28	9.3	18	0	
Dent	2	10	5	9	1	
Singletary	1	23	23.0	23	0	
Rivera	1	4	4.0	4	0	
BEARS	34	512	15.1	90	4	
OPPONENTS	46	99	2.2	43	1	

KO RETURNS		No	Yds	Avg	Lg	TD
Gault	22	577	26.2	99	1	
Gentry	18	466	25.9	94	1	
Taylor	1	18	18.0	18	0	
McKinnon	1	16	16.0	16	0	
Sanders	1	10	10.0	10	0	
Marshall	0	2	0.0	2	0	
BEARS	43	1089	25.3	99	2	
OPPONENTS	78	1827	23.4	58	0	

PUNT RET.		Ret	FC	Yds	Avg	Lg	TD
Taylor	25	8	198	7.9	21	0	
Ortego	17	2	158	9.3	23	0	
Duerson	6	0	47	7.8	11	0	
Gentry	0	0	47	0.0	47	0	
McKinnon	4	0	44	11.0	11	0	
Maness	2	0	9	4.5	5	0	
BEARS	54	10	503	9.3	47	0	
OPPONENTS	24	9	203	8.5	29	0	

FGs		1-19	20-29	30-39	40-49	50+
Butler	2/2	13/13	13/14	3/6	0/3	
BEARS	2/2	13/13	13/14	3/6	0/3	
OPPONENTS	1/1	2/3	5/6	3/5	1/4	

DEFENSE		(Top 10)	T	S	A	FF	FR	PD	SA	Int
Fencik	118	98	20	0	1	15	0	0	5	
Singletary	113	89	24	0	3	5	3	0	1	
Marshall	78	60	18	2	1	4	6	0	4	
Wilson	69	54	15	0	2	5	11	5	3	
Duerson	64	55	9	1	1	10	2	0	5	
Frazier	52	45	7	0	0	22	0	6	6	
McMichael	44	39	5	0	1	2	8	0	0	
Richardson	41	37	4	1	2	25	0	4	4	
Dent	38	33	5	7	2	7	17	0	2	
Hampton	32	26	6	2	3	4	5	0	0	
SACKS:	Dent 17.0, Wilson 11.5, McMichael 8.0, Marshall 6.0, Hampton 5.5, Perry 5.0, Singletary 3.0, Waechter 2.5, Duerson 2.0, Keys 2.0.									
Hartenstine	1.0, Rivera 0.5									
TEAM	64.0 , OPPONENTS 43.0									

Black box indicates World Championship.

HISTORY

USUAL STARTERS	
Offense	Defense
WR.....Willie Gault	RE.....Richard Dent
LT.....Jim Covert	RT.....William Perry
LG.....Mark Bortz	LT.....Steve McMichael
CG.....Jay Hilgenberg	LE.....Dan Hampton
RC.....Tom Thayer	WLB.....Wilbur Marshall
TE.....Keith Van Horne	MLB.....Mike Singletary
RT.....Emery Moorehead	SLB.....Otis Wilson
WR.....Dennis McKinnon	RCB.....Leslie Frazier
QB.....Jim McMahon	LCB.....Mike Richardson
RB.....Walter Payton	SS.....Dave Duerson
FB.....Matt Suhey	FS.....Gary Fencik

RANKINGS			
Team Stats	Bears	Avg	Rank
Total Yards	5837	364.8	7
Rushing Yards	2761	172.6	1
Passing Yards	3076	192.3	20
Points Scored	456	28.5	-
Opp	Avg	Rank	
Total Yards	4135	258.4	1
Rushing Yards	1319	82.4	1
Passing Yards	2816	176.0	3
Points Scored	198	12.4	-

1986 CHICAGO BEARS STATISTICS

Record: 14-2, .875
1st Place, NFC Central
Head Coach: Mike Ditka

09/07	W	41-31	CLEVELAND	66,030
09/14	W	13-10	at PHILADELPHIA	65,130
09/22	W	25-12	at Green Bay	55,527
09/28	W	44-7	at Cincinnati	55,146
10/05	W	23-0	MINNESOTA	63,921
10/12	W	20-7	at Houston	46,026
10/19	L	7-23	at Minnesota	62,851
10/26	W	13-7	DETROIT	62,064
11/03	L	17-20	L.A. RAMS	64,877
11/09	W	23-3	at Tampa Bay	70,097
11/16	W	13-10	at Atlanta	55,520
11/23	W	12-10	GREEN BAY	59,291
11/30	W	13-10	at PITTSBURGH	61,425
12/07	W	48-14	TAMPA BAY	52,746
12/15	W	16-13	at Detroit	75,602
12/21	W	24-10	at Dallas	57,256
PLAYOFFS				
01/03	L	13-27	WASHINGTON	65,141

	Bears	Opp
TOTAL FIRST DOWNS	305	241
Rushing	166	67
Passing	118	151
Penalty	21	23
3rd Down: Made/Att	77/207	74/228
3rd Down Pct.	37.0	32.0
4th Down: Made/Att	5/12	11/21
4th Down Pct.	42.0	52.0
TOTAL NET YARDS	5459	4130
Avg. Per Game	341.2	258.1
Total Plays	1045	1002
Avg. Per Play	5.2	4.1
NET YARDS RUSHING	2700	1463
Avg. Per Game	168.8	91.4
Total Rushes	606	427
NET YARDS PASSING	2759	2667
Avg. Per Game	172.4	166.7
Sacked/Yards Lost	24/153	62/503
Yards	2912	3170
Att./Comp.	415/208	513/243
Completion Pct.	50.1	47.4
Had Intercepted	25	31
PUNTS/AVERAGE	70/40.7	100/40.9
NET PUNTING AVG.	70/36.9	100/33.5
PENALTIES/YARDS	98/765	110/861
FUMBLES/BALL LOST	36/22	27/16
TOUCHDOWNS	38	20
Rushing	21	4
Passing	12	12
Returns	5	4

PASSING	Att	Cmp	Yds	Cmp%	Yd/Att	TD	TD%	Int	Int%	Lg	Sack/Lost	Rating
Tomczak	151	74	1105	49.0	7.32	2	1.3	10	6.6	85	4/30	50.2
McMahon	150	77	995	51.3	6.63	5	3.3	8	5.3	58t	6/40	61.4
Fuller	64	34	451	53.1	7.05	2	3.1	4	6.3	50t	8/53	60.1
Flutie	46	23	361	50.0	7.85	3	6.5	2	4.3	58t	6/30	80.1
Payton	4	0	0	0.0	0.00	0	0.0	1	25.0	0	0/0	0.0
BEARS	415	208	2912	50.1	7.02	12	2.9	25	6.0	85	24/153	57.6
OPPONENTS	513	243	3170	47.7	6.18	12	2.3	31	6.0	65t	62/503	49.9

Score by Period	1	2	3	4	OT	Tot
BEARS	88	84	82	92	6	352
OPPONENTS	35	36	65	51	0	187

SCORING	TDs: Ru-Pa-R	K-PAT	FG	S	Pts	
Butler	0	0	0	0	36/38 28/41	0 120
Payton	11	8	3	0	0	66
Gault	5	0	5	0	0	30
Sanders	5	5	0	0	0	30
Gentry	3	1	0	2	0	18
Tomczak	3	3	0	0	0	18
Marshall	2	0	0	2	0	12
Ortego	2	0	2	0	0	12
Suhey	2	2	0	0	0	12
Anderson	1	0	1	0	0	6
Barnes	1	0	0	1	0	6
Flutie	1	1	0	0	0	6
McMahon	1	1	0	0	0	6
Moorehead	1	0	1	0	0	6
Hampton	0	0	0	0	1	2
McMichael	0	0	0	0	1	2

BEARS	38	21	12	5	36/38	28/41	2	352
OPPONENTS	20	4	12	4	19/20	16/22	0	187

RUSHING	No	Yds	Avg	Lg	TD
Payton	321	1333	4.2	41	8
Suhey	84	270	3.2	17	2
Sanders	27	224	8.3	75t	5
Thomas	56	224	4.0	23	0
McMahon	22	152	6.9	23	1
Anderson	35	146	4.2	23	0
Tomczak	23	117	5.1	16	3
Gentry	11	103	9.4	29	1
Gault	8	79	9.9	33	0
Flutie	9	36	4.0	19	1
Fuller	8	30	3.8	10	0
Perry	1	-1	-1.0	-1	0
Burford	1	-13	-13.0	-13	0
BEARS	606	2700	4.5	75t	21
OPPONENTS	427	1463	3.4	33	4

RECEIVING	No	Yds	Avg	Lg	TD
Gault	42	818	19.5	53t	5
Payton	37	382	10.3	57	3
Moorehead	26	390	15.0	85	1
Suhey	24	235	9.8	58	0
Ortego	23	430	18.7	58t	1
Wrightman	22	241	11.0	29	0
Gentry	19	238	12.5	41	0
Anderson	4	80	20.0	58t	1
Barnes	4	54	13.5	14	0
Thomas	4	18	4.5	18	0
Sanders	2	18	9.0	18	0
Bortz	1	8	8.0	8	0
BEARS	208	2912	14.0	85	12
OPPONENTS	243	3170	13.0	65t	12

PUNTING	No	Yds	Avg	Net	TB	In	Lg	B
Burford	69	2850	41.3	36.9	8	19	59	1
BEARS	70	2850	40.7	36.9	8	19	59	1
OPPONENTS	100	4090	40.9	33.5	13	17	59	1

INTS	No	Yds	Avg	Lg	TD
Richardson	7	69	9.9	32	0
Duerson	6	139	23.2	38	0
Marshall	5	68	13.6	58t	1
Fencik	3	37	12.3	24	0
Jackson	3	0	0.0	0	0
Wilson	2	31	15.5	21	0
McMichael	1	5	5.0	5	0
Gayle	1	13	13.0	13	0
Singletary	1	3	3.0	3	0
Phillips	1	6	6.0	6	0
Bell	1	-1	-1.0	-1	0
BEARS	31	370	11.9	58t	1
OPPONENTS	25	115	4.6	22	1

KO RETURNS	No	Yds	Avg	Lg	TD
Sanders	22	399	18.1	44	0
Gentry	20	576	28.8	91t	1
Anderson	4	26	6.5	13	0
Barnes	3	94	31.3	85t	1
Gault	1	20	20.0	20	0
BEARS	50	1115	22.3	91t	2
OPPONENTS	64	1376	21.5	55	0

PUNT RET.	Ret	FC	Yds	Avg	Lg	TD
Barnes	57	9	482	8.5	35	0
BEARS	57	9	482	8.5	35	0
OPPONENTS	23	14	110	4.8	15	0

FGs	1-9	20-29	30-39	40-49	50+
Butler	1/1	11/14	9/12	6/8	1/6
BEARS	1/1	11/14	9/12	6/8	1/6
OPPONENTS	0/0	5/6	3/4	4/6	4/6

DEFENSE	(Top 10)	T	S	A	FF	FR	PD	Sa	Int
Fencik	130	67	63	1	1	10	1.0	3	0
Singletary	129	68	61	1	0	9	2.0	1	0
Duerson	109	61	48	0	2	12	7.0	6	0
Marshall	105	60	45	4	3	6	5.5	5	0
Wilson	104	52	52	1	3	4	8.0	2	0
McMichael	87	50	37	1	2	3	8.5	1	0
Perry	84	51	33	2	0	1	5.0	0	0
Dent	75	30	45	4	0	5	11.0	0	0
Hampton	72	30	42	1	2	2	9.5	0	0
Richardson	68	46	22	1	0	17	0.7	0	0
SACKS:	Dent 11.5, Hampton 9.5, McMichael 8.5, Wilson 8.0, Duerson 7.0, Marshall 5.5, Perry 5.0, Singletary 2.0, Harris 2.0, Fencik 1.0, Hartenstine 1.0, Rivera 1.0								
TEAM 62.0, OPPONENTS 24.0									

USUAL STARTERS										RANKINGS				
Offense					Defense					Team Stats				
WR.....Willie Gault	RE.....Richard Dent	Total Yards.....5459	Bears	Avg	Rank									
LT.....Jim Covert	RT.....William Perry	Rushing Yards.....2700												
LG.....Mark Bortz	LT.....Steve McMichael	Passing Yards.....2759												
C.....Jay Hilgenberg	LE.....Dan Hampton	Points Scored.....352												
RG.....Tom Thayer	WLB.....Wilbur Marshall													
RT.....Keith Van Horne	MLB.....Mike Singletary													
TE.....Emery Moorehead	SLB.....Otis Wilson													
WR.....Keith Ortego	RCB.....Jackson/Phillips													
QB.....Mike Tomczak	LCB.....Mike Richardson													
RB.....Walter Payton	SS.....Dave Duerson													
FB.....Matt Suhey	FS.....Gary Fencik													

1987 CHICAGO BEARS STATISTICS

Record: 11-4, 733
1st Place, NFC Central
Head Coach: Mike Ditka

09/14	W	34-19	N.Y. GIANTS	65,704
09/20	W	20-3	TAMPA BAY	63,551
09/27	Cancelled		at Detroit	
10/04	W	35-3	at Philadelphia	4,074
10/11	W	27-7	MINNESOTA	32,113
10/18	L	17-19	NEW ORLEANS	46,813
10/25	W	27-26	at Tampa Bay	70,747
11/01	W	31-28	KANSAS CITY	63,498
11/08	W	26-24	at Green Bay	53,320
11/16	L	29-31	at Denver	75,783
11/22	W	30-10	DETROIT	63,357
11/29	W	23-10	GREEN BAY	61,638
12/06	W	30-24	at Minnesota	62,331
12/14	L	0-41	at San Francisco	63,509
12/20	L	21-34	SEATTLE	62,518
12/27	W	6-3	at L.A. Raiders	78,019
PLAYOFFS				
01/10	L	17-21	WASHINGTON	58,153

	Bears	Opp
TOTAL FIRST DOWNS	319	261
Rushing	121	77
Passing	156	158
Penalty	42	26
3rd Down: Made/Att	73/204	80/226
3rd Down Pct.	35.7	35.3
4th Down: Made/Att	12/23	2/13
4th Down Pct.	52.1	15.3
TOTAL NET YARDS	5044	4215
Avg. Per Game	336.3	281.0
Total Plays	1026	989
Avg. Per Play	4.9	4.3
NET YARDS RUSHING	1954	1413
Avg. Per Game	130.3	94.2
Total Rushes	485	412
NET YARDS PASSING	3090	2802
Avg. Per Game	206.0	186.8
Sacked/Yards Lost	48/330	70/484
Gross Yards	3420	3286
Att./Comp.	493/272	507/255
Completion Pct.	55.2	50.3
Had Intercepted	24	13
PUNTS/AVERAGE	62/39.9	86/39.6
NET PUNTING AVG.	62/31.3	86/32.4
FUMBLES/YARDS	103/821	120/1103
FUMBLES/BALL LOST	33/20	37/11
TOUCHDOWNS	42	33
Rushing	13	5
Passing	23	24
Returns	6	4

PASSING	Att	Cmp	Yds	Cmp%	Yd/Att	TD	TD%	Int	Int%	Lg	Sack/Lost	Rating
McMahon	210	125	1639	59.5	7.80	12	5.7	8	3.8	59t	22/136	87.4
Tomczak	178	97	1220	54.4	6.85	5	2.8	10	5.6	56t	9/59	62.0
Harbaugh	11	8	62	72.7	5.64	0	0.0	0	0.0	21	4/45	86.2
W. Payton	1	0	0	0.0	0.00	0	0.0	1	100.0	0	0/0	0.0
Others	93	42	799	45.1	5.37	6	6.5	5	5.4	28	13/90	62.4
BEARS	493	272	3420	55.2	6.94	23	4.7	24	4.9	59t	48/330	72.2
OPPONENTS	507	255	3286	50.3	6.48	24	4.7	13	2.6	75t	70/484	76.1

Score by Period	1	2	3	4	OT	Tot
BEARS	72	126	59	99	0	356
OPPONENTS	75	91	67	49	0	282

SCORING	TDs:	Ru-Pa-R	K-PAT	FG	S	Pts		
Butler	0	0	0	0	28/30	19/28	0	85
Gault	7	0	7	0	0	0	0	42
Anderson	6	3	3	0	0	0	0	36
W. Payton	5	4	1	0	0	0	0	30
McKinnon	3	0	1	2	0	0	0	18
Boso	2	0	2	0	0	0	0	12
Gentry	2	0	1	1	0	0	0	12
McMahon	2	0	0	0	0	0	0	12
Gayle	1	0	0	1	0	0	0	6
Moorehead	1	0	1	0	0	0	0	6
Morris	1	0	1	0	0	0	0	6
Sanders	1	1	0	0	0	0	0	6
Tomczak	1	1	0	0	0	0	0	6
Others	10	2	6	2	10/10	3/4	0	79
BEARS	42	13	23	6	38/40	22/32	0	356
OPPONENTS	33	5	24	4	30/33	18/31	0	282

RUSHING	No	Yds	Avg	Lg	TD
Anderson	129	586	4.5	38t	3
W. Payton	146	533	3.7	17	4
Sanders	23	122	5.3	17	1
McMahon	22	88	4.0	13	2
Thomas	25	88	3.5	18	0
Tomczak	18	54	3.0	10	1
Gentry	6	41	6.8	12	0
Suhey	7	24	3.4	6	0
Gault	2	16	8.0	9	0
Harbaugh	4	15	3.8	9	0
Marshall	1	1	1.0	1	0
Perry	1	0	0.0	0	0
Others	101	386	3.8	28	2
BEARS	485	1954	4.0	38t	13
OPPONENTS	412	1413	3.4	25	5

RECEIVING	No	Yds	Avg	Lg	TD
Anderson	47	467	9.9	59t	3
Gault	35	705	20.1	56t	7
W. Payton	33	217	6.6	16	1
McKinnon	27	406	15.0	33	1
Moorehead	24	269	11.2	27	1
Morris	20	379	19.0	42t	1
Boso	17	188	11.1	31	2
Gentry	17	183	10.8	38t	1
Suhey	7	54	7.7	12	0
Sanders	3	53	17.7	25	0
Others	42	499	11.9	28	6
BEARS	272	3420	12.6	59t	23
OPPONENTS	255	3286	12.9	75t	24

PUNTING	No	Yds	Avg	Net	TB	In	Lg	B
Barnhardt	6	236	39.3	39.3	0	2	50	0
Brown	18	742	41.2	29.2	4	4	58	1
Wagner	36	1461	40.6	32.1	4	9	71	1
BEARS	62	2439	39.3	31.3	8	15	71	2
OPPONENTS	86	3408	39.6	32.4	7	16	60	1

INTS	No	Yds	Avg	Lg	TD
Duerson	3	0	0.0	0	0
Rivera	2	19	9.5	15	0
Phillips	2	1	0.5	1	0
Douglass	2	0	0.0	0	0
Gayle	1	20	20.0	20t	1
V. Jackson	1	0	0.0	0	0
Others	2	29	14.5	23t	1
BEARS	13	69	5.3	23t	2
OPPONENTS	24	334	13.9	20t	1

KO RETURNS	No	Yds	Avg	Lg	TD
Gentry	25	621	24.8	88t	1
Sanders	20	349	17.5	42	0
T. Bell	1	18	18.0	18	0
Suhey	1	9	9.0	9	0
Others	10	196	19.6	37	0
BEARS	57	1113	20.9	88t	1
OPPONENTS	58	1054	18.2	42	0

PUNT RET.	Ret	FC	Yds	Avg	Lg	TD
McKinnon	40	4	405	10.1	94t	2
Duerson	1	1	10	10.0	10	0
Others	9	1	69	7.7	16	0
BEARS	50	6	484	9.7	94t	2
OPPONENTS	26	7	339	13.0	83t	1

FGs	1-19	20-29	30-39	40-49	50+
Butler	0/0	11/11	5/5	1/6	2/6
Lashar	0/0	3/3	0/0	0/1	0/0
BEARS	0/0	14/14	5/5	1/7	2/6
OPPONENTS	0/0	6/8	4/9	8/13	0/1
Butler:(24G,25G)(50N,55N)0(0)(47N)(27G,52N)(47N,48N,27G,29G,24G,52G)(42G)(31G,37G,29G)(21G,27G,52G)(23G,26G,30G)(40N)(53N,48N)(38G,30G)					
Lashar:0(0)(42N,26G,27G)(22G)					
OPPONENTS: (143G,46N)(42N,27G)(31N)(33N,48G,31G,42G,21G)(46G,37G)(35N)(39N,26N,47G)(27G)(36G)(42N,32G,50N,37N)(26N,27G)(20G,45G)(45G,29G)(48G,44N,46N)					

DEFENSE (Top 10)	T	S	A	FF	FR	PD	SA	Int
Duerson	116	63	53	1	1	5	2	0
Singletary	108	55	53	3	1	4	2	0
Marshall	93	53	40	1	1	6	5	0
Bell	72	40	32	1	2	1	2	0
McMichael	57	29	38	1	0	2	7	5
Perry	55	25	30	0	0	2	3	0
Wilson	44	17	27	0	0	2	6	5
V. Jackson	39	19	20	2	0	12	0	0
Rivera	38	18	20	0	0	2	1	0
Denta	34	18	16	4	1	3	13	5
SACKS: Dent 13.5, McMichael 7.5, Wilson 6.5, Marshall 5.0, Hampton 3.5, Perry 3.0, Duerson 2.0, Singletary 2.0, Bell 1.0, Rivera 1.0, Harris 1.0								
TEAM 70.0, OPPONENTS 48.0								

USUAL STARTERS

Offense	Defense
WR.....Willie Gault	RE.....Richard Dent
LT.....Jim Covert	RT.....William Perry
LG.....Mark Bortz	LT.....Steve McMichael
C.....Jay Hilgenberg	LE.....Dan Hampton
RG.....Tom Thayer	WLB.....Wilbur Marshall
RT.....Keith Van Horne	MLB.....Mike Singletary
TE.....Emery Moorehead	SLB.....Otis Wilson
WR.....Ron Morris	RCB.....Vestee Jackson
QB.....J. McMahon/M. Tomczak	LCB.....Mike Richardson
RB.....Walter Payton	SS.....Todd Bell
FB.....Neal Anderson	FS.....Dave Duerson

RANKINGS

Team Stats	Bears	Avg	Rank
Total Yards	5044	336.3	12
Rushing Yards	1954	130.3	13
Passing Yards	3090	206.0	12
Points Scored	356	23.7	-
Opp	Avg	Rank	
Total Yards	4215	281.0	2
Rushing Yards	1413	94.2	1
Passing Yards	2802	186.8	7
Points Scored	282	18.8	-

1988 CHICAGO BEARS STATISTICS

Record: 12-4, .750
1st Place, NFC Central
Head Coach: Mike Ditka

09/04 W	34-7	MIAMI	63.330
09/11 W	17-13	at Indianapolis	60.503
09/18 L	7-31	MINNESOTA	63.990
09/25 W	24-6	at Green Bay	56.492
10/02 W	24-3	BUFFALO	62.793
10/09 W	24-7	at Detroit	64.526
10/16 W	17-7	DALLAS	64.759
10/24 W	10-9	SAN FRANCISCO	65.293
10/30 L	7-30	at New England	60.821
11/06 W	28-10	TAMPA BAY	56.892
11/13 W	34-14	at Washington	52.418
11/20 W	27-15	at Tampa Bay	67.070
11/27 W	16-0	GREEN BAY	62.026
12/05 L	3-23	at L.A. RAMS	65.579
12/11 W	13-12	DETROIT	55.010
12/19 L	27-28	at Minnesota	62.067
PLAYOFFS			
12/31 W	20-12	PHILADELPHIA	65.534
01/08 L	3-28	SAN FRANCISCO	64.830

Bears		Opp	
TOTAL FIRST DOWNS	303	264	
Rushing	137	76	
Passing	134	158	
Penalty	32	30	
3rd Down: Made/Att	91/217	68/216	
3rd Down Pct.	41.9	31.4	
4th Down: Made/Att	7/17	8/18	
4th Down Pct.	41.1	44.4	
TOTAL NET YARDS	5317	4360	
Avg. Per Game	332.3	272.5	
Total Plays	1040	977	
Avg. Per Play	5.1	4.5	
NET YARDS RUSHING	2319	1326	
Avg. Per Game	144.9	82.9	
Total Rushes	555	389	
NET YARDS PASSING	2998	3034	
Avg. Per Game	187.4	189.6	
Sacked/Yards Lost	24/175	43/365	
Gross Yards	3173	3399	
Att./Comp.	461/248	545/245	
Completion Pct.	53.8	45.0	
Had Intercepted	15	26	
PUNTS/AVERAGE	79/41.5	90/40.2	
NET PUNTING AVG.	79/33.4	90/34.8	
PENALTIES/YARDS	88/644	102/804	
FUMBLES/BALL LOST	37/19	17/9	
TOUCHDOWNS	38	25	
Rushing	25	5	
Passing	13	18	
Returns	0	2	

PASSING	Att	Cmp	Yds	Cmp%	Yd/Att	TD	TD%	Int	Int%	Lg	Sack/Lost	Rating
McMahon	192	114	1346	59.4	7.01	6	3.1	7	3.6	63t	13/79	76.0
Tomczak	170	86	1310	50.6	7.71	7	4.1	6	3.5	76t	5/47	75.4
Harbaugh	97	47	514	48.5	5.30	0	0.0	2	2.1	56	6/49	55.9
Anderson	1	0	0	0.0	0.00	0	0.0	0	0.0	0	0/0	39.6
Wagner	1	1	3	100.0	3.00	0	0.0	0	0.0	3	0/0	79.2
BEARS	461	248	3173	53.8	6.88	13	2.8	15	3.3	76t	24/175	71.4
OPPONENTS	545	245	3399	45.0	6.24	18	3.3	26	4.8	80t	43/365	56.7

Score by Period	1	2	3	4	OT	Tot
BEARS	77	131	42	62	0	312
OPPONENTS	49	56	50	60	0	215

SCORING	TDs: Ru-Pa-R	K-PAT	FG	S	Pts	
Butler	0	0	0	0	37/38 15/19	0 82
Anderson	12	12	0	0	0	0 72
Gentry	4	1	3	0	0	0 24
McKinnon	4	1	3	0	0	0 24
McMahon	4	4	0	0	0	0 24
Morris	4	0	4	0	0	0 24
Sanders	3	3	0	0	0	0 18
Moorehead	2	0	2	0	0	0 12
Suhay	2	2	0	0	0	0 12
Harbaugh	1	1	0	0	0	0 6
Muster	1	0	1	0	0	0 6
Tomczak	1	1	0	0	0	0 6
McMichael	0	0	0	0	1	2
BEARS	38	25	13	0	37/38 15/19	1 312
OPPONENTS	25	5	18	2	22/25 13/22	2 215

RUSHING	No	Yds	Avg	Lg	TD
Anderson	249	1106	4.4	80t	12
Sanders	95	332	3.5	20t	3
Suhay	87	253	2.9	19	2
Muster	44	197	4.5	15	0
Harbaugh	19	110	5.8	19	1
McMahon	26	104	4.0	16	4
Gentry	7	86	12.3	58t	1
Morris	3	40	13.3	21	0
Tomczak	13	40	3.1	17	1
McKinnon	3	25	8.3	12	1
Thomas	5	20	4.0	8	0
Davis	1	3	3.0	3	0
Kozlowski	1	3	3.0	3	0
Wagner	2	0	0.0	0	0
BEARS	555	2319	4.3	80t	25
OPPONENTS	389	1326	3.4	32	5

RECEIVING	No	Yds	Avg	Lg	TD
McKinnon	45	704	15.6	76t	3
Anderson	39	371	9.5	36	0
Gentry	33	486	14.7	45	3
Morris	28	498	17.8	63t	4
Muster	21	236	11.2	40t	1
Suhay	20	154	7.7	29	0
Davis	15	220	14.7	36	0
Thornton	15	135	9.0	19	0
Moorehead	14	133	9.5	28	2
Sanders	9	94	10.4	39	0
Boso	6	50	8.3	15	0
Kozlowski	3	92	30.7	50	0
BEARS	248	3173	12.8	76t	13
OPPONENTS	245	3399	13.9	80t	18

PUNTING	No	Yds	Avg	Net	TB	In	Lg	B	
Wagner	79	3282	41.5	33.4	10	18	10	70	0
BEARS	79	3282	41.5	33.4	10	18	10	70	0
OPPONENTS	90	3622	40.2	34.8	10	29	62	0	0

INTS	No	Yds	Avg	Lg	TD
Jackson	8	94	11.8	46	0
Tate	4	35	8.8	17	0
Morrissey	3	13	4.3	13	0
Duerson	2	18	9.0	18	0
Richardson	2	15	7.5	15	0
Krumm	2	14	7.0	14	0
Rivera	2	0	0.0	0	0
Douglass	1	35	35.0	35	0
Singletary	1	13	13.0	13	0
Gayle	1	0	0.0	0	0
BEARS	26	237	9.1	46	0
OPPONENTS	15	175	11.7	94t	1

KO RETURNS	No	Yds	Avg	Lg	TD
Gentry	27	578	21.4	51	0
Sanders	13	248	19.1	38	0
Muster	3	33	11.0	15	0
Kozlowski	2	37	18.5	24	0
BEARS	45	896	19.9	51	0
OPPONENTS	56	1130	20.2	51	0

PUNT RET.	Ret	FC	Yds	Avg	Lg	TD
McKinnon	34	8	277	8.1	23	0
Davis	3	1	17	5.7	13	0
Kozlowski	1	0	0	0.0	0	0
BEARS	38	9	294	7.7	23	0
OPPONENTS	40	9	447	11.2	64	0

FGS	1-19	20-29	30-39	40-49	50+
Butler	1/1	4/4	7/8	3/6	0/0
BEARS	1/1	4/4	7/8	3/6	0/0
OPPONENTS	0/0	7/7	3/5	2/8	1/2
Butler: (40N,44N)(40G,37N)(35G)(22G)(37G)(21G,42N)(18G)(0)(32G,24G)(36G,43G)(0)(39G)(35G,32G)(20G,45G)					
OPPONENTS: (0)(38G,53G)(37G)(0)(28G,46N)(0)(42N,35N)(51N)(35G)(44N,45G,40N)(0)(27G,37N,23G)(48N,43N)(25G,27G,22G)(25G,44G)					

DEFENSE	(Top 10)	T	S	A	FR	PD	Sa	Int		
Singletary	170	89	81	0	1	3	1.0	1		
Duerson	105	57	48	2	0	6	1.0	2		
McMichael	88	54	34	1	2	1	1.5	0		
Hampton	88	50	38	0	0	3	9.5	0		
Rivera	88	45	43	1	0	3	2.0	2		
Douglass	76	43	33	0	2	1	11.0	1		
Morrissey	68	26	42	0	1	5	0.0	3		
Jackson	62	40	22	0	0	2	10.5	0		
Dent	61	31	30	3	1	2	10.5	0		
Richardson	60	40	20	0	0	30	0.0	2		
SACKS:	McMichael 11.5,	Dent 10.5,	Hampton 9.5,	Harris 3.5,	Chapura 2.0,	Rivera 2.0,	Duerson 1.0,	Johnson 1.0,	Singletary 1.0,	Smith 1.0
TEAM	43.0,	OPPONENTS 24.0								

USUAL STARTERS	
Offense	Defense
WR.....Dennis Gentry	RE.....Richard Dent
LT.....J. Covert/J. Wojciechowski	RT.....Dan Hampton
LG.....Mark Bortz	LT.....Steve McMichael
C.....Jay Hilgenberg	LE.....Al Harris
RG.....Tom Thayer	WLB.....Jim Morrissey
RT.....Keith Van Horne	MLB.....Mike Singletary
TE.....Jim Thornton	SLB.....Ron Rivera
WR.....Dennis McKinnon	RCB.....Vestee Jackson
QB.....Jim McMahon	LCB.....Mike Richardson
RB.....Neal Anderson	SS.....Dave Duerson
FB.....Matt Suhay	FS.....Shaun Gayle

RANKINGS			
Team Stats	Bears	Avg	Rank
Total Yards	5317	332.3	11
Rushing Yards	2319	144.9	3
Passing Yards	2998	187.4	20
Points Scored	312	19.5	-
Opp		Avg	Rank
Total Yards	4360	272.5	2
Rushing Yards	1326	82.9	1
Passing Yards	3034	189.6	9
Points Scored	215	13.4	-

HISTORY

1989 CHICAGO BEARS STATISTICS

Record: 6-10, .375
4th Place, NFC Central
Head Coach: Mike Ditka

Date	Time	Opponent	Score
09/10	W 17-10	CINCINNATI	64.730
09/17	W 38-7	MINNESOTA	66.475
09/24	W 47-27	at Detroit	71.418
10/02	W 35-43	PHILADELPHIA	66.625
10/08	L 27-17	at Tampa Bay	72.077
10/15	L 28-33	HOUSTON	64.383
10/23	L 7-27	at Cleveland	78.722
10/29	W 20-10	L.A. RAMS	65.506
11/05	L 13-14	at Green Bay	56.556
11/12	W 20-0	at Pittsburgh	56.505
11/19	L 31-32	TAMPA BAY	63.826
11/26	L 14-38	at Washington	50.044
12/03	L 16-27	at Minnesota	60.664
12/10	L 17-27	DETROIT	52.650
12/17	L 28-40	GREEN BAY	44.781
12/24	L 0-26	at San Francisco	60.207

Score by Period	1	2	3	4	OT	Tot
BEARS	40	108	82	128	0	358
OPPONENTS	69	111	72	125	0	377

SCORING	TDs:	Ru-Pa-	R	K-PAT	FG	S	Pts	
Anderson	15	11	4	0	0	0	90	
Butler	0	0	0	0	43/45	15/19	0	88
Muster	8	5	3	0	0	0	48	
Davis	3	0	3	0	0	0	18	
Harbaugh	3	3	0	0	0	0	18	
Roper	3	0	0	0	0	0	18	
McKinnon	3	0	3	0	0	0	18	
Thornton	3	0	3	0	0	0	18	
Sanders	2	0	1	0	0	0	12	
Suhey	2	1	1	0	0	0	12	
Boso	1	0	1	0	0	0	6	
Gentry	1	0	1	0	0	0	6	
Green	1	1	0	0	0	0	6	
Morris	1	0	1	0	0	0	6	
Stinson	1	0	1	0	0	0	6	
Tomczak	1	1	0	0	0	0	6	
BEARS	45	22	21	2	43/45	15/19	0	358
OPPONENTS	43	21	21	1	41/43	26/36	0	377

PUNTING	No	Yds	Avg	Net	TB	In	Lg	B
Butford	72	2884	39.5	33.4	9	21	60	0
BEARS	72	2884	39.5	33.4	9	21	60	0
OPPONENTS	67	2655	39.6	34.6	6	15	63	0

INTS	No	Yds	Avg	Lg	TD
Stinson	4	59	14.8	29t	1
Lynch	3	55	18.3	41	0
Gayle	3	39	13.0	20	0
Woolford	3	0	0.0	0	0
Roper	2	46	23.0	43	0
Jackson	2	16	8.0	16	0
Rivera	2	1	0.5	1	0
Morrissey	2	0	0.0	0	0
Dent	1	30	30.0	30	0
Paul	1	20	20.0	20	0
Duerson	1	2	2.0	2	0
Dougliss	1	0	0.0	0	0
Tate	1	0	0.0	0	0
BEARS	25	268	10.3	43	1
OPPONENTS	26	182	7.3	53	1

KO RETURNS	No	Yds	Avg	Lg	TD
Gentry	28	667	23.8	63	0
Sanders	23	491	21.3	96t	1
Green	11	239	21.7	37	0
Suhey	6	93	15.5	21	0
Pruitt	2	17	8.5	11	0
Chapura	1	8	8.0	8	0
Kozlowski	1	12	12.0	12	0
Tate	1	12	12.0	12	0
BEARS	73	1539	21.1	96t	1
OPPONENTS	68	1375	20.2	62	0

PUNT RET.	Ret	FC	Yds	Avg	Lg	TD
Green	16	5	141	8.8	24	0
McKinnon	10	3	67	6.7	17	0
Kozlowski	4	0	2	0.5	4	0
Waddle	1	0	2	2.0	2	0
Woolford	1	0	12	12.0	12	0
BEARS	32	8	220	6.9	24	0
OPPONENTS	30	5	262	8.7	34	0

FGs	1-19	20-29	30-39	40-49	50+
Butler	0/0	6/6	6/7	3/5	0/1
BEARS	0/0	6/6	6/7	3/5	0/1
OPPONENTS	3/3	11/11	3/6	8/13	1/3
Butler: (29G)(40G)(21G,22G,25G,32G)0(0)(0)(35G,46G)(25G,37G)(39G,35G)(40G)0(33G,44N)(22G,43N,37N)0(50N)					

DEFENSE	(Top 10)	T	S	A	FF	FR	PD	Sa	Int
Singletary	151	79	72	2	0	5	1.0	0	0
Gayle	108	60	48	1	2	8	0.0	3	0
McMichael	108	59	49	1	1	2	7.5	0	0
Rivera	96	38	58	1	1	4	2.0	2	0
Duerson	91	52	39	1	0	7	0.0	1	1
Armstrong	80	37	43	1	1	1	5.0	0	0
Jackson	74	44	30	0	1	12	0.0	2	0
Dent	70	37	33	2	2	5	9.0	1	0
Roper	68	41	27	2	0	6	4.5	2	0
Perry	61	30	31	0	2	2	4.0	0	0

SACKS: Dent 9.0, McMichael 7.5, Armstrong 5.0, Roper 4.5, Perry 4.0, Chapura 3.0, Hampton 2.0, Rivera 2.0, Singletary 1.0, Woods 1.0
TEAM 39.0, **OPPONENTS** 28.0

	Bears	Opp.										
TOTAL FIRST DOWNS	302	332										
Rushing	136	118										
Passing	147	191										
Penalty	19	23										
3rd Down: Made/Att	92/214	84/206										
3rd Down Pct.	43.9	40.8										
4th Down: Made/Att	10/18	7/15										
4th Down Pct.	55.6	46.7										
POSSESSION AVG.	31:10	28:50										
TOTAL NET YARDS	5375	5729										
Avg. Per Game	335.9	358.1										
Total Plays	1028	1039										
Avg. Per Play	5.2	5.5										
NET YARDS RUSHING	2287	1897										
Avg. Per Game	142.9	118.6										
Total Rushes	516	446										
NET YARDS PASSING	3088	3832										
Avg. Per Game	193.0	239.5										
Sacked/Yards Lost	28/174	39/247										
Gross Yards	3262	4079										
Att./Comp.	484/267	554/307										
Completion Pct.	55.2	54.4										
Had Intercepted	25	26										
PUNTS/AVERAGE	72/39.5	67/39.6										
NET PUNTING AVG.	72/33.4	67/34.6										
PENALTIES/YARDS	95/846	95/802										
FUMBLES/BALL LOST	23/17	24/12										
TOUCHDOWNS	45	43										
Rushing	22	21										
Passing	21	21										
Returns	2	1										
PASSING	Att	Cmp	Yds	Cmp%	Yd/Att	TD	TD%	Int	Int%	Lg	Sack/Lost	Rating
Tomczak	306	156	2058	51.0	6.73	16	5.2	16	5.2	79t	10/68	68.2
Harbaugh	178	111	1204	62.4	6.76	5	2.8	9	5.1	49t	18/106	70.5
BEARS	484	267	3262	55.2	6.74	21	4.3	25	5.2	79t	28/174	69.1
OPPONENTS	554	307	4079	55.4	7.36	21	3.8	26	4.7	97t	39/247	72.0

RUSHING	No	Yds	Avg	Lg	TD
Anderson	274	1275	4.7	73	11
Muster	82	327	4.0	20	5
Harbaugh	45	276	6.1	26t	3
Sanders	41	127	3.1	19	0
Gentry	17	106	6.2	29	0
Tomczak	24	71	3.0	18	1
Suhey	20	51	2.6	8	1
Green	5	46	9.2	37t	1
Morris	1	14	14.0	14	0
Taylor	2	7	3.5	7	0
Butford	1	6	6.0	6	0
McKinnon	3	5	1.7	3	0
Thornton	1	4	4.0	4	0
BEARS	516	2287	4.4	73	22
OPPONENTS	446	1897	4.3	68t	21
RECEIVING	No	Yds	Avg	Lg	TD
Anderson	50	434	8.7	49t	4
Gentry	39	463	11.9	79t	1
Muster	32	259	8.1	25	3
Morris	30	486	16.2	58t	1
McKinnon	28	418	14.9	41	3
Davis	26	397	15.3	52t	3
Thornton	24	392	16.3	36t	3
Boso	17	182	10.7	43	1
Suhey	9	73	8.1	22	1
Green	5	48	9.6	21	0
Kozlowski	3	74	24.7	55	0
Sanders	3	28	9.3	16t	1
Waddle	1	8	8.0	8	0
BEARS	267	3262	12.2	79t	21
OPPONENTS	307	4079	13.3	97t	21

Team Stats	Bears	Avg	Rank
Total Yards	5375	335.9	10
Rushing Yards	2287	142.0	2
Passing Yards	3088	193.0	19
Points Scored	358	22.4	*
Opp	Avg	Rank	
Total Yards	5729	358.1	25
Rushing Yards	1897	118.6	15
Passing Yards	3832	239.5	24
Points Scored	377	23.6	*

USUAL STARTERS	Offense	Defense
WR.....Ron Morris	RE.....Richard Dent	
LT.....Jim Covert	RT.....William Perry	
LG.....Mark Bortz	LT.....Steve McMichael	
C.....Jay Hilgenberg	LE.....Trace Armstrong	
RG.....Tom Thayer	WLB.....John Roper	
RT.....Keith Van Horne	MLB.....Mike Singletary	
TE.....Jim Thornton	SLB.....Ron Rivera	
WR.....Dennis McKinnon	RCB.....Vestee Jackson	
QB.....Mike Tomczak	LCB.....Donnell Woolford	
RB.....Neal Anderson	SS.....Dave Duerson	
FB.....Brad Muster	FS.....Shaun Gayle	

RANKINGS	Team Stats	Bears	Avg	Rank
Total Yards	5375	335.9	10	
Rushing Yards	2287	142.0	2	
Passing Yards	3088	193.0	19	
Points Scored	358	22.4	*	
Opp	Avg	Rank		
Total Yards	5729	358.1	25	
Rushing Yards	1897	118.6	15	
Passing Yards	3832	239.5	24	
Points Scored	377	23.6	*	

HISTORY

1990 CHICAGO BEARS STATISTICS

Record: 11-5, .688
1st Place, NFC Central
Head Coach: Mike Ditka

09/09	W	17-0	SEATTLE	64,400
09/16	W	31-13	at Green Bay	58,938
09/23	W	19-16	MINNESOTA	65,420
09/30	L	10-24	at L.A. Raiders	80,156
10/07	W	27-13	GREEN BAY	59,929
10/14	W	38-9	L.A. RAMS	59,383
10/28	W	31-21	at Phoenix	71,233
11/04	W	26-6	at Tampa Bay	68,555
11/11	W	30-24	ATLANTA	62,855
11/18	W	16-13	ot at Denver	75,013
11/25	L	13-41	at Minnesota	58,866
12/02	W	23-17	ot DETROIT	62,313
12/09	L	9-10	at Washington	53,920
12/16	L	21-38	at Detroit	67,759
12/23	W	27-14	TAMPA BAY	46,456
12/29	L	10-21	KANSAS CITY	60,262
PLAYOFFS				
01/06	W	16-6	NEW ORLEANS	60,767
01/13	L	3-31	at N.Y. Giants	77,025

BEARS		Opp
TOTAL FIRST DOWNS		
Rushing	142	102
Passing	134	136
Penalty	19	18
3rd Down: Made/Att	81/221	65/188
3rd Down Pct.	36.7	34.6
4th Down: Made/Att	5/13	6/11
4th Down Pct.	38.5	54.5
POSSESSION AVG.	33:06	26:54
TOTAL NET YARDS	4980	4492
Avg. Per Game	311.3	280.8
Total Plays	1024	927
Avg. Per Play	4.9	4.8
NET YARDS RUSHING	2436	1572
Avg. Per Game	152.3	98.3
Total Rushes	551	391
NET YARDS PASSING	2544	2920
Avg. Per Game	159.0	182.5
Sacked/Yards Lost	43/283	41/300
Gross Yards	2827	3220
Att./Comp.	430/229	495/258
Completion Pct.	53.3	52.1
Had Intercepted	12	31
PUNTS/AVERAGE	78/39.4	74/37.9
NET PUNTING AVG.	78/33.5	74/31.7
PENALTIES/YARDS	75/615	84/676
FUMBLES/BALL LOST	29/14	38/14
TOUCHDOWNS	39	31
Rushing	22	10
Passing	14	19
Returns	3	2

PASSING	Att	Cmp	Yds	Cmp%	Yd/Att	TD	TD%	Int	Int%	Lg	Sack/Lost	Rating
Harbaugh	312	180	2178	57.7	6.96	10	3.2	6	1.9	80t	31/206	81.9
Tomczak	104	39	521	37.5	5.01	3	2.9	5	4.6	48	11/70	43.8
Willis	13	9	106	69.2	8.15	1	7.7	1	7.7	18	1/7	87.3
Bailey	1	1	22	100.0	22.00	0	0.0	0	0.0	22	0/0	118.8
BEARS	430	229	2827	53.3	6.57	14	3.3	12	2.8	80t	43/283	73.1
OPPONENTS	495	258	3220	52.1	6.51	19	3.8	31	6.3	76t	41/300	59.3

Score by Period	1	2	3	4	OT	Tot
BEARS	54	156	70	59	9	348
OPPONENTS	59	80	53	88	0	280

SCORING	TDs: Ru-Pa-R	K-PAT	FG	S	Pts			
Butler	0	0	0	36/37	26/37	0	114	
Anderson	13	10	3	0	0	78		
Muster	6	6	0	0	0	36		
Harbaugh	4	4	0	0	0	24		
Davis	3	0	3	0	0	18		
Morris	3	0	3	0	0	18		
Tomczak	2	2	0	0	0	12		
Gentry	2	0	2	0	0	12		
Boso	1	0	1	0	0	6		
Green	1	0	1	0	0	6		
Thornton	1	0	1	0	0	6		
Jackson	1	0	0	1	0	6		
Dent	1	0	0	1	0	6		
Bailey	1	0	0	1	0	6		
BEARS	39	22	14	3	36/37	26/37	0	348
OPPONENTS	31	10	19	2	28/31	22/28	0	280

RUSHING	No	Yds	Avg	Lg	TD
Anderson	260	1078	4.1	52	10
Muster	141	664	4.7	28	6
Harbaugh	51	321	6.3	17	4
Green	27	126	4.7	14	0
Bailey	26	86	3.3	9	0
Rouse	16	56	3.5	10	0
Gentry	11	43	3.9	11	0
Tomczak	12	41	3.4	14	2
Morris	2	26	13.0	16	0
L. Tate	3	5	1.7	4	0
Perry	1	-1	-1.0	-1	0
Burford	1	-9	-9.0	-9	0
BEARS	551	2436	4.4	52	22
OPPONENTS	391	1572	4.0	25	10

RECEIVING	No	Yds	Avg	Lg	TD
Muster	47	452	9.6	48	0
Anderson	42	484	11.5	50t	3
Davis	39	572	14.7	51	3
Morris	31	437	14.1	67t	3
Gentry	23	320	13.9	80t	2
Thornton	19	254	13.4	32	1
Boso	11	135	12.3	25	1
Kozlowski	7	83	11.9	32	0
Green	4	26	6.5	10t	1
Waddle	2	32	16.0	23	0
Smith	2	20	10.0	12	0
Coley	1	7	7.0	7	0
Tomczak	1	5	5.0	5	0
BEARS	229	2827	12.3	80t	14
OPPONENTS	258	3220	12.5	76t	19

PUNTING	No	Yds	Avg	Net	TB	In	Lg	B
Burford	76	3073	40.4	33.5	7	22	59	2
BEARS	78	3073	39.4	33.5	7	22	59	2
OPPONENTS	74	2804	37.9	31.7	3	13	56	0

INTS	No	Yds	Avg	Lg	TD
Carrier	10	39	3.9	14	0
Stinson	6	66	11.0	30	0
Dent	3	21	7.0	15	0
Woolford	3	18	6.0	9	0
Paul	2	49	24.5	26	0
Rivera	2	13	6.5	13	0
Morrissey	2	12	6.0	12	0
Gayle	2	5	2.5	5	0
Jackson	1	45	45.0	45t	1
BEARS	31	268	8.6	45t	1
OPPONENTS	12	164	13.7	46	0

KO RETURNS	No	Yds	Avg	Lg	TD
Bailey	23	363	15.8	30	0
Gentry	18	388	21.6	59	0
Green	7	112	16.0	20	0
Rouse	3	17	5.7	10	0
Ryan	1	-1	-1.0	-1	0
L. Tate	1	0	0.0	0	0
BEARS	54	879	16.3	59	0
OPPONENTS	73	1494	20.5	64	0

PUNT RET.	Ret	FC	Yds	Avg	Lg	TD
Bailey	36	13	399	11.1	95t	1
BEARS	36	13	399	11.1	95t	1
OPPONENTS	39	6	322	8.3	30	0

FGS	1-19	20-29	30-39	40-49	50+		
Butler	1/1	8/8	5/8	8/13	4/7		
BEARS	1/1	8/8	5/8	8/13	4/7		
OPPONENTS	1/1	8/8	10/14	3/4	0/1		
Butler:(47G,57N)(41G)(23G,51G,32G,36N,52G)	(22G)(50G,32N,51G)(27G)(33G)(51N,30G,22G,40N)	(21G)(37G,32G,41N,44G)(40G,43G,41N)(35N,19G)	(29G,23G,46G,46N)(50N)(42N,46G,43G)(24G)	OPPONENTS: (0)(37G,37G)(26G,24G,22G)(27G,36N)	(38G,27G)(35G)(36N)(42N,36G)(27G,24G)	(41G,45G)(34G,35N)(54N,35G)(26G)(39N)	(19G,30G,43G,32G,38G)

DEFENSE	(Top 10)	T	S	A	FF	FR	PD	Sa	Int
Singletary	151	67	84	0	2	4	1.0	0	
Gayle	125	73	52	4	1	13	1.0	2	
Carrier	122	55	67	5	2	20	0.0	10	
Morrissey	109	54	55	1	2	9	0.0	2	
Armstrong	82	33	49	2	2	2	10.0	0	
Dent	81	43	38	2	3	13	12.0	3	
McMichael	71	39	32	0	0	4	4.0	0	
Perry	70	40	32	0	0	0	4.0	0	
Woolford	70	38	32	0	0	13	2.0	3	
Rivera	64	24	40	2	1	4	0.0	2	
SACKS:	Dent 12.0, Armstrong 10.0, McMichael 4.0, Perry 4.0, Cox 3.0, Jones 2.0, Woolford 2.0, Pruitt 1.0, Singletary 1.0, Gayle 1.0, Roper 1.0								
TEAM	41.0	OPPONENTS	43.0						

USUAL STARTERS				RANKINGS			
Offense				Team Stats			
WR.....Wendell Davis	RE.....Richard Dent	Total Yards.....	4980	311.3	13
LT.....Jim Covert	RT.....Dan Hampton	Rushing Yards.....	2436	152.3	2
LG.....Mark Bortz	LT.....William Perry	Passing Yards.....	2544	159.0	28
C.....Jay Hilgenberg	LE.....Trace Armstrong	Points Scored.....	348	21.8	2
RG.....Tom Thayer	WLB.....Ron Rivera						
RT.....Keith Van Horne	MLB.....Mike Singletary						
TE.....Jim Thornton	SLB.....Jim Morrissey	Total Yards.....	4492	280.8	6
WR.....Ron Morris	RCB.....Lemuel Stinson	Rushing Yards.....	1572	98.3	7
QB.....Jim Harbaugh	LCB.....Donnell Woolford	Passing Yards.....	2920	182.5	10
RB.....Neal Anderson	RS.....Shaun Gayle	Points Scored.....	280	17.5	10
FB.....Brad Muster	FS.....Mark Carrier						

1991 CHICAGO BEARS STATISTICS

Record: 11-5, .688
2nd Place, NFC Central
Head Coach: Mike Ditka

09/01	W	10-6	MINNESOTA	64,112
09/08	W	21-20	at Tampa Bay	65,625
09/15	W	20-17	N.Y. GIANTS	64,829
09/23	W	19-13	ot N.Y. JETS	65,255
09/29	L	20-35	at Buffalo	80,366
10/06	L	7-35	WASHINGTON	64,941
10/17	W	10-0	at Green Bay	58,435
10/27	W	20-17	at New Orleans	68,591
11/03	W	20-10	DETROIT	57,281
11/11	W	34-17	at Minnesota	59,001
11/17	W	31-17	at Indianapolis	60,519
11/24	L	13-16	ot MIAMI	58,288
11/28	L	6-16	at Detroit	78,879
12/08	W	27-13	GREEN BAY	62,353
12/14	W	27-0	TAMPA BAY	54,419
12/23	L	14-52	at San Francisco	60,479
PLAYOFFS				
12/29	L	13-17	DALLAS	62,594

	Bears	Opp.
TOTAL FIRST DOWNS	317	254
Rushing	120	77
Passing	168	164
Penalty	29	13
3rd Down: Made/Att	95/221	69/208
3rd Down Pct.	43.0	33.2
4th Down: Made/Att	7/18	10/21
4th Down Pct.	38.9	47.6
POSSESSION AVG.	33:01	26:59
TOTAL NET YARDS	5069	4507
Avg. Per Game	316.8	281.7
Total Plays	1025	942
Avg. Per Play	4.9	4.8
NET YARDS RUSHING	1949	1580
Avg. Per Game	121.8	98.8
Total Rushes	502	389
NET YARDS PASSING	3120	2927
Avg. Per Game	195.0	212.9
Sacked/Yards Lost	26/172	40/257
Gross Yards	3292	3184
Att./Comp.	497/286	513/286
Completion Pct.	57.5	55.8
Had Intercepted	17	17
PUNTS/AVERAGE	70/40.2	81/41.3
NET PUNTING AVG.	70/35.0	81/35.8
PENALTIES/YARDS	79/657	94/891
FUMBLES/BALL LOST	25/16	25/13
TOUCHDOWNS	35	29
Rushing	18	9
Passing	16	19
Returns	1	1

PASSING	Att	Cmp	Yds	Cmp%	Yd/Att	TD	TD%	Int	Int%	Lg	Sack/Lost	Rating
Harbaugh	478	275	3121	57.5	6.53	15	3.1	16	3.3	84t	24/163	73.7
Willis	18	11	171	61.1	9.50	1	5.6	1	5.6	42	2/9	88.0
Anderson	1	0	0	0.0	0.00	0	0.0	0	0.0	0	0/0	39.6
BEARS	497	286	3292	57.5	6.62	16	3.2	17	3.4	84t	26/172	74.1
OPPONENTS	513	286	3184	55.8	6.21	19	3.7	17	3.3	77t	40/257	72.9

Score by Period	1	2	3	4	OT	Tot
BEARS	40	96	71	86	6	299
OPPONENTS	57	72	51	86	3	269

SCORING	TDs:	Ru-Pa-	R	K-PAT	FG	S	Pts	
Butler	0	0	0	0	32/34	19/29	0	89
Anderson	9	6	3	0	0	0	54	
Muster	7	6	1	0	0	0	42	
Davis	6	0	6	0	0	0	36	
Green	3	3	0	0	0	0	18	
Waddle	3	0	3	0	0	0	18	
Harbaugh	2	2	0	0	0	0	12	
Morgan	2	0	2	0	0	0	12	
Balley	1	1	0	0	0	0	6	
Stinson	1	0	0	1	0	0	6	
Thornton	1	0	1	0	0	0	6	
BEARS	35	18	16	1	32/34	19/29	0	299
OPPONENTS	29	9	19	1	29/29	22/30	0	269

RUSHING	No	Yds	Avg	Lg	TD
Anderson	210	747	3.6	42t	6
Muster	90	412	4.6	24	6
Harbaugh	70	338	4.8	20	2
Green	61	217	3.6	18	3
Rouse	27	74	2.7	10	0
Gentry	9	58	6.4	17	0
Balley	15	43	2.9	11	1
Lewis	15	36	2.4	9	0
Morgan	3	18	6.0	13	0
Willis	2	5	3.0	8	0
BEARS	502	1949	3.9	42t	18
OPPONENTS	389	1580	4.1	64t	9

RECEIVING	No	Yds	Avg	Lg	TD
Davis	61	945	15.5	75t	6
Waddle	55	599	10.9	37t	3
Anderson	47	368	7.8	26t	3
Muster	35	287	8.2	21	1
Thornton	17	278	16.4	33	1
Gentry	16	149	9.3	18	0
Rouse	15	93	6.2	14	0
Morgan	13	211	16.2	84t	2
Morris	8	147	18.4	33	0
Jennings	8	109	13.6	19	0
Green	6	54	9.0	15	0
Boso	3	36	12.0	22	0
Kozlowski	2	16	8.0	11	0
BEARS	286	3292	11.5	84t	16
OPPONENTS	286	3184	11.1	77t	19

PUNTING	No	Yds	Avg	Net	TB	In	Lg	B
Butler	69	2814	40.8	35.0	8	13	64	1
BEARS	70	2814	40.2	35.0	8	13	64	1
OPPONENTS	81	3343	41.3	35.8	5	26	61	0

INTS	No	Yds	Avg	Lg	TD
Stinson	4	69	17.3	34t	1
Paul	3	21	7.0	10	0
Carrier	2	54	27.0	39	0
Tate	2	35	17.5	28	0
Woolford	2	21	10.5	16	0
Gayle	1	11	11.0	11	0
Mangum	1	5	5.0	5	0
Morrissey	1	5	5.0	5	0
Dent	1	4	4.0	4	0
BEARS	17	225	13.2	39	1
OPPONENTS	17	145	8.5	23	0

KO RETURNS	No	Yds	Avg	Lg	TD
Balley	16	311	19.4	31	0
Gentry	13	227	17.5	27	0
Morgan	4	69	17.3	29	0
Green	4	69	17.3	29	0
Lewis	2	13	6.5	13	0
Rouse	2	10	5.0	10	0
BEARS	45	763	17.0	31	0
OPPONENTS	58	1134	19.6	47	0

PUNT RET.	Ret	FC	Yds	Avg	Lg	TD
Balley	36	11	281	7.8	37	0
Waddle	5	3	31	6.2	11	0
Green	3	1	9	3.0	8	0
Morgan	3	0	19	6.3	11	0
BEARS	47	15	340	7.2	37	0
OPPONENTS	28	12	205	7.3	18	0

FGs	1-19	20-29	30-39	40-49	50+
Butler	1/1	9/11	3/5	5/9	1/3
BEARS	1/1	9/11	3/5	5/9	1/3
OPPONENTS	1/1	9/10	7/9	3/7	2/3
Butler:(27N,22G)0(46G,20G)(33G,45N,44G)					
(28G,42G)0(22G,46N)(34G,48G,51N)(21G,25G,43N)					
(50G,41G,35N)(21G)(32G,19G,24N,50N)(27G,22G,37N)					
0(41N)0					
OPPONENTS: (26G,24G)(31G,49N,36G)(43N,35G,35N)					
(19G,37N,34G,28N)(49N)(47G,54N,23G)(60G)					
(31G)(20G)(47G)(35G,22G,27G)(21G,50G,37G)					
(25G,25G,49N)0(41G)					

DEFENSE	(Top 10)	T	S	A	FF	FR	PD	Sa	Int
Singletary	124	53	71	0	0	0	0	0	0
Morrissey	96	45	51	0	0	0	4	0	0
McMichael	94	48	46	2	2	4	9	0	0
Carrier	93	41	52	1	1	12	0	2	2
Roper	90	47	43	0	0	8	8	0	0
Dent	84	50	34	0	1	7	10	5	1
Perry	80	49	31	3	0	1	5	5	0
Woolford	77	52	25	0	1	19	1	0	2
Paul	75	32	43	0	0	6	0	0	3
Mangum	68	49	19	1	1	7	1	0	1
SACKS: Dent 10.5, McMichael 9.0, Roper 8.0, Perry 5.5, Armstrong 1.5, Ryan 1.5, Cox 1.0, Woolford 1.0, Mangum 1.0, Williams 1.0									
TEAM 40.0, OPPONENTS 26.0									

USUAL STARTERS

Offense	Defense
WR.....Wendell Davis	RE.....Richard Dent
LT.....John Wojciechowski	RT.....William Perry
LG.....Mark Bortz	LT.....Steve McMichael
C.....Jay Hilgenberg	LE.....Trace Armstrong
RG.....Tom Thayer	WLB.....John Roper
RT.....Keith Van Horne	MLB.....Mike Singletary
TE.....Jim Thornton	SLB.....Jim Morrissey
WR.....Tom Waddle	RCB.....Lemuel Stinson
QB.....Jim Harbaugh	LCB.....Donnell Woolford
RB.....Neal Anderson	FS.....Shaun Gayle
FB.....Brad Muster	FS.....Mark Carrier

RANKINGS

Team Stats	Bears	Avg	Rank
Total Yards	5069	316.8	11
Rushing Yards	1949	121.8	9
Passing Yards	3120	195.0	13
Points Scored	299	18.7	-
Opp	Avg	Rank	
Total Yards	4507	281.7	4
Rushing Yards	1580	98.8	10
Passing Yards	2927	182.9	81
Points Scored	269	16.8	-

1992 CHICAGO BEARS STATISTICS

Record: 5-11, 313
T-3rd Place, NFC Central
Head Coach: Mike Ditka

09/06	W	27-24	DETROIT	63.672
09/13	L	6-28	at New Orleans	68.591
09/21	L	14-27	N.Y. GIANTS	63.444
09/27	W	41-31	ATLANTA	63.528
10/04	L	20-21	at Minnesota	60.992
10/18	W	31-14	TAMPA BAY	61.412
10/25	W	30-10	at Green Bay	59.435
11/02	L	10-38	MINNESOTA	61.257
11/08	L	28-31	at CINCINNATI	56.120
11/15	L	17-20	at Tampa Bay	69.102
11/22	L	3-17	GREEN BAY	56.170
11/29	L	14-27	at Cleveland	73.578
12/07	L	7-24	at Houston	62.193
12/13	W	30-6	PITTSBURGH	52.904
12/20	L	3-16	at Detroit	72.777
12/27	L	14-27	at Dallas	63.101

Bears		Opp	
TOTAL FIRST DOWNS	282	274	
Rushing	101	109	
Passing	157	144	
Penalty	24	21	
3rd Down: Made/Att	72/198	69/194	
3rd Down Pct.	36.4	35.6	
4th Down: Made/Att	5/16	9/20	
4th Down Pct.	31.3	45.0	
POSSESSION AVG.	29:15	30:45	
TOTAL NET YARDS	4941	4952	
Avg. Per Game	308.8	309.5	
Total Plays	951	953	
Avg. Per Play	5.2	5.2	
NET YARDS RUSHING	1871	1948	
Avg. Per Game	116.9	121.8	
Total Rushes	427	468	
NET YARDS PASSING	3070	3004	
Avg. Per Game	191.9	187.8	
Sacked/Yards Lost	45/264	43/286	
Gross Yards	3334	3290	
Att./Comp.	479/266	442/261	
Completion Pct.	55.5	59.0	
Had Intercepted	24	14	
PUNTS/AVERAGE	79/42.0	70/40.4	
NET PUNTING AVG.	79/36.2	70/35.2	
PENALTIES/YARDS	93/776	90/780	
FUMBLES/BALL LOST	23/10	34/16	
TOUCHDOWNS	34	43	
Rushing	15	14	
Passing	17	20	
Returns	2	9	

PASSING	Att	Cmp	Yds	Cmp%	Yd/Att	TD	TD%	Int	Int%	Lg	Sack/Lost	Rating
Harbaugh	358	202	2468	56.4	6.94	13	3.6	12	3.4	83t	31/167	76.2
Willis	92	54	716	58.7	7.78	4	4.3	8	8.7	68t	10/58	61.7
Furrer	25	9	89	36.0	3.56	0	0.0	3	12.0	16	4/39	7.3
Gardocki	3	1	43	33.3	14.33	0	0.0	0	0.0	43	0/0	81.9
Muster	1	0	0	0.0	0.00	0	0.0	1	100.0	0	0/0	0.0
BEARS	479	266	3334	55.5	6.96	17	3.5	24	5.0	83t	45/264	68.3
OPPONENTS	442	261	3290	59.0	7.44	20	4.5	14	3.2	72t	43/286	84.2

Score by Period	1	2	3	4	OT	Tot
BEARS	57	98	51	89	0	295
OPPONENTS	58	83	93	124	3	361

SCORING	TDs:	Ru-Pa-	R	K-PAT	FG	S	Pts	
Butler	0	0	0	0	34/34	19/26	0	91
Anderson	11	5	6	0	0	0	66	
Lewis	5	4	0	1	0	0	30	
Muster	5	3	2	0	0	0	30	
Waddle	4	0	4	0	0	0	24	
Davis	2	0	2	0	0	0	12	
Green	2	2	0	0	0	0	12	
Morgan	2	0	2	0	0	0	12	
Harbaugh	1	1	0	0	0	0	6	
Jennings	1	0	1	0	0	0	6	
Zorich	1	0	0	1	0	0	6	
BEARS	33	15	17	2	34/34	19/26	0	295
OPPONENTS	44	14	20	9	43/43	20/25	0	361

RUSHING	No	Yds	Avg	Lg	TD
Anderson	156	582	3.7	49t	5
Muster	98	414	4.2	35	3
Lewis	90	382	4.2	33	4
Harbaugh	47	272	5.8	17	1
Green	23	107	4.7	18	2
Morgan	3	68	22.7	35	0
Davis	4	42	10.5	21	0
Gentry	5	2	0.4	3	0
Willis	1	2	2.0	2	0
BEARS	427	1871	4.4	49t	15
OPPONENTS	468	1948	4.2	44	14

RECEIVING	No	Yds	Avg	Lg	TD
Davis	54	734	13.6	40	2
Waddle	46	674	14.7	68t	4
Anderson	42	399	9.5	30t	6
Muster	34	389	11.4	44t	2
Jennings	23	264	11.5	23	1
Lewis	18	175	9.7	30	0
Morgan	14	323	23.1	83t	2
Gentry	12	114	9.5	18	0
Green	7	85	12.1	43	0
Wright	5	56	11.2	24	0
Blackwell	5	54	10.8	18	0
Morris	4	44	11.0	26	0
Wagner	1	16	16.0	16	0
Kozlowski	1	7	7.0	7	0
BEARS	266	3334	12.5	83t	17
OPPONENTS	261	3290	12.6	72t	20

PUNTING	No	Yds	Avg	Net	TB	In	Lg	B
Gardocki	79	3393	42.9	36.2	9	19	61	0
BEARS	79	3393	42.9	36.2	9	19	61	0
OPPONENTS	70	2840	40.6	35.2	10	18	61	1

INTS	No	Yds	Avg	Lg	TD
Woolford	7	67	9.6	32	0
Stinson	2	43	23.0	46	0
Gayle	2	39	19.5	30	0
Morrissey	1	22	22.0	22	0
Paul	1	10	10.0	10	0
Singletary	1	4	4.0	4	0
BEARS	14	188	13.4	46	0
OPPONENTS	24	612	25.5	92t	6

KO RETURNS	No	Yds	Avg	Lg	TD
Lewis	23	511	22.2	97t	1
Greeny	16	330	20.6	66	0
Morgan	11	224	20.4	29	0
Green	4	71	17.8	30	0
Leeuwenburg	1	7	7.0	7	0
Rivera	1	0	0.0	0	0
BEARS	56	1143	20.4	97t	1
OPPONENTS	50	1027	20.5	55	0

PUNT RET.	Ret	FC	Yds	Avg	Lg	TD
Woolford	12	3	127	10.6	36	0
Waddle	8	10	28	3.5	13	0
Morgan	3	1	21	7.0	13	0
BEARS	23	14	176	7.7	36	0
OPPONENTS	38	15	351	9.2	175	1

FGs	1-19	20-29	30-39	40-49	50+
Butler	1/1	8/8	9/10	0/4	1/3
BEARS	1/1	8/8	9/10	0/4	1/3
OPPONENTS	1/1	4/6	11/11	3/5	1/2
Butler:(34G,41N,38G)(39G,30G,37N)(120G,21G)(50G,37G)(55N,26G)(18G,30G,21G)(28G)(47N,52N)(45N,27G,44N)(36G)(0)(37G,26G,38G)(24G)(0)					
OPPONENTS	(38G)(42N)(50N,31G,32G)(46G)(0)(51G,28N)(28G)(36G)(31G,40G)(39G)(27G,43G,42N)(19G)(38G,38G)(22G,38G,30G)(28N,21G,34G)				

DEFENSE	(Top 10)	T	S	A	F	FR	PD	Sa	Int
Singletary	135	65	70	2	0	4	1.0	1	0
Morrissey	115	56	59	0	0	4	1.0	1	0
Gayle	100	48	52	0	3	6	0.0	2	0
Woolford	94	69	25	2	0	27	0.0	7	0
Roper	94	54	40	0	2	2	2.5	0	0
McMichael	89	49	40	4	2	2	10.5	0	0
Carrier	89	43	46	1	2	10	0.0	0	0
Dent	82	46	36	6	1	3	8.5	0	0
Armstrong	75	40	35	1	1	0	6.5	0	0
Cox	56	23	33	1	1	0	1.0	0	0

SACKS: McMichael 10.5, Dent 8.5, Armstrong 6.5, Spellman 4.0, Ryan 3.0, Roper 2.5, Perry 2.0, Zorich 2.0, Cox 1.0, Morrissey 1.0, Rivera 1.0, Singletary 1.0 **TEAM** 43.0. **OPPONENTS** 45.0

USUAL STARTERS													RANKINGS								
Offense						Defense							Team Stats			Bears			Opp		
WR.....	Wendell Davis	RE.....	Richard Dent	Total Yards.....	4941	Avg.....	308.8	Rank.....	8												
LT.....	Troy Auzenne	RT.....	William Perry	Rushing Yards.....	1871	Avg.....	116.9	Rank.....	10												
LG.....	Mark Bortz	LT.....	Steve McMichael	Passing Yards.....	3070	Avg.....	191.9	Rank.....	14												
C.....	Jerry Fontenot	LE.....	Trace Armstrong	Points Scored.....	295	Avg.....	18.4	Rank.....	-												
RG.....	Tom Thayer	WLB.....	John Roper																		
RT.....	Keith Van Horne	MLB.....	Mike Singletary																		
TE.....	Keith Jennings	SLB.....	Jim Morrissey	Total Yards.....	4952	Avg.....	309.5	Rank.....	17												
WR.....	Tom Waddle	RCB.....	Lemuel Stinson	Rushing Yards.....	1948	Avg.....	121.8	Rank.....	21												
QB.....	Jim Harbaugh	LCB.....	Donnell Woolford	Passing Yards.....	3004	Avg.....	187.8	Rank.....	15												
RB.....	Neal Anderson	SS.....	Shaun Gayle	Points Scored.....	361	Avg.....	22.6	Rank.....	-												
FB.....	Brad Muster	FS.....	Mark Carrier																		

1993 CHICAGO BEARS STATISTICS

Record: 7-9, .438

4th Place, NFC Central

Head Coach: Dave Wannstedt

09/05	L	20-26	N.Y. GIANTS	66,900
09/12	L	7-10	at Minnesota	56,285
09/26	W	47-17	TAMPA BAY	58,329
10/03	W	6-0	ATLANTA	57,441
10/10	W	17-6	at Philadelphia	63,601
10/25	L	12-19	MINNESOTA	64,677
10/31	L	3-17	at Green Bay	58,945
11/07	L	14-16	L.A. RAIDERS	59,750
11/14	W	16-13	at San Diego	58,459
11/21	W	19-17	at Kansas City	76,872
11/25	W	10-6	at Detroit	76,699
12/05	W	30-17	GREEN BAY	62,236
12/12	L	10-13	at Tampa Bay	56,667
12/18	L	3-13	DENVER	53,056
12/26	L	14-20	DETROIT	43,443
01/02	L	6-20	at L.A. Rams	39,147

Bears		Opp.	
TOTAL FIRST DOWNS	226	290	
Rushing	98	112	
Passing	113	163	
Penalty	15	15	
3rd Down: Made/Att	73/211	80/214	
3rd Down Pct.	34.6	37.4	
4th Down: Made/Att	4/14	6/15	
4th Down Pct.	28.6	40.0	
POSSESSION AVG.	28:36	31:24	
TOTAL NET YARDS	3717	4653	
Avg. Per Game	232.3	290.8	
Total Plays	913	1026	
Avg. Per Play	4.1	4.5	
NET YARDS RUSHING	1677	1835	
Avg. Per Game	104.8	114.7	
Total Rushes	477	476	
NET YARDS PASSING	2040	2818	
Avg. Per Game	127.5	176.1	
Sacked/Yards Lost	48/230	46/287	
Gross Yards	2270	3105	
Att./Comp.	388/230	504/306	
Completion Pct.	59.3	60.7	
Had Intercepted	16	18	
PUNTS/AVERAGE	80/38.5	78/41.4	
NET PUNTING AVG.	80/36.6	78/36.2	
PENALTIES/YARDS	68/587	91/783	
FUMBLES/BALL LOST	29/14	24/12	
TOUCHDOWNS	22	22	
Rushing	10	12	
Passing	7	9	
Returns	5	1	

Score by Period	1	2	3	4	OT	Tot
BEARS	37	85	56	56	0	234
OPPONENTS	45	83	38	64	0	230

SCORING	TDs: Ru-Pa-R	K-PAT	FG	S	Pts		
Butler	0	0	0	21/22	27/36	0	102
Anderson	4	4	0	0	0	6	66
Harbaugh	4	4	0	0	0	24	18
Obee	3	0	3	0	0	0	24
Baker	2	0	2	0	0	12	12
Conway	2	0	2	0	0	0	12
Worley	2	2	0	0	0	6	12
Carrier	1	0	1	0	0	0	6
Jones	1	0	1	0	0	0	6
Lincoln	1	0	1	0	0	0	6
Waddle	1	0	1	0	0	0	6
Wetnight	1	0	1	0	0	0	6
BEARS	22	10	7	5	21/22	27/36	0
OPPONENTS	22	9	12	1	20/22	26/34	0

RUSHING	No	Yds	Avg	Lg	TD
Anderson	202	646	3.2	45	4
Worley	110	437	4.0	28	2
Harbaugh	60	277	4.6	25	4
Heyward	68	206	3.0	11	0
Conway	5	44	8.8	18	0
Green	15	29	1.9	10	0
Christian	8	19	2.4	12	0
Lewis	7	13	1.9	3	0
Willis	2	6	3.0	6	0
BEARS	477	1677	3.5	45	10
OPPONENTS	476	1835	3.9	26t	9

RECEIVING	No	Yds	Avg	Lg	TD
Waddle	44	552	12.5	38	1
Anderson	31	160	5.2	35	0
Obee	26	351	13.5	48	3
Conway	19	231	12.2	38t	2
Christian	16	160	10.0	36	0
Heyward	16	132	8.3	20	0
Jennings	14	150	10.7	29	0
Green	13	63	4.8	9	0
Davis	12	132	11.0	17	0
Worley	8	49	6.1	15	0
Gedney	10	98	9.8	24	0
Wetnight	9	93	10.3	25t	1
Whitaker	6	53	8.8	18	0
Lewis	4	26	6.5	18	0
Banks	1	19	19.0	19	0
Harbaugh	1	1	1.0	1	0
BEARS	230	2270	9.9	48	7
OPPONENTS	306	3105	10.1	67	12

PUNTING	No	Yds	Avg	Net	TB	In	Lg	B
Cardocki	80	3080	38.5	36.6	2	28	59	0
BEARS	80	3080	38.5	36.6	2	28	59	0
OPPONENTS	78	3231	41.4	36.2	6	22	75	1

INTS	No	Yds	Avg	Lg	TD
Carrier	4	94	23.5	34t	1
Jones	4	52	13.0	22	0
Lincoln	3	109	36.3	80t*	1
Woolford	2	18	9.0	18	0
Blaylock	2	3	1.5	3	0
Dent	1	24	24.0	24	0
Mangum	1	0	0.0	0	0
McMichael	1	0	0.0	0	0
BEARS	18	300	16.7	86t	2
OPPONENTS	16	105	6.6	25	1

KO RETURNS	No	Yds	Avg	Lg	TD
Conway	21	450	21.4	55	0
Obee	9	159	17.7	34	0
Green	9	141	15.7	30	0
Worley	2	36	18.0	24	0
A. Fontenot	1	8	8.0	8	0
Heyward	1	12	12.0	12	0
Mangum	1	0	0.0	0	0
Ryan	1	5	5.0	5	0
BEARS	45	811	18.0	55	0
OPPONENTS	53	918	17.3	35	0

PUNT RET.	Ret	FC	Yds	Avg	Lg	TD
Obee	35	20	289	8.3	28	0
BEARS	35	20	289	8.3	28	0
OPPONENTS	22	38	115	5.2	34	0

FGs	1-19	20-29	30-39	40-49	50+
Butler	0/0	7/8	12/13	3/7	5/8
BEARS	0/0	7/8	12/13	3/7	5/8
OPPONENTS	1/1	15/15	7/9	3/8	0/1

Butler: (20G,34G)(53N)(33G,40G,32G,31G)
 (48G,44N,52G)(37G)(37G,39G,55G,35G)(33G)
 (21N,30N)(33G,54G,20G)(55G)(31G)(45N)
 (27G,50N,53G)
OPPONENTS:(19G,35G,23G,26G)(47N,22G)
 (20G)0(39G,25G,50N)(40G)(31G,21G,20G)
 (28G,30B,26G,40N)(20G)(39G,27G)(36N,26G)
 (38G,42G,29N)(29G,24G,41N)(40G,47N,37G)
 (29G,29G)

DEFENSE (Tot 10)	T	S	A	FF	FR	PD	Sa	Int
Jones	189	117	72	1	2	11	1.0	4
Gayle	124	79	45	2	0	2	1.0	0
Zorich	121	63	58	1	2	1	7.0	0
Cain	108	63	45	1	0	5	0.0	0
Woolford	101	86	15	0	0	22	0.0	2
Carrier	91	47	44	1	0	7	0.0	4
V. Smith	83	49	34	0	0	3	0.0	0
McMichael	78	50	28	0	2	5	6.0	1
Dent	64	43	21	0	1	3	12.5	1
Douglass	52	39	23	0	0	4	0.0	0

SACKS: Dent 12.5, Armstrong 11.5, Zorich 7.0, McMichael 6.0, Spellman 2.5, Cox 2.0, A. Fontenot 1.0, Gayle 1.0, Jones 1.0
TEAM 46.0, **OPPONENTS** 48.0

PASSING	Att	Cmp	Yds	Cmp%	Yd/Att	TD	TD%	Int	Int%	Lg	Sack/Lost	Rating
Harbaugh	325	200	2002	61.5	6.16	7	2.2	11	3.4	48	43/210	72.1
Willis	60	30	268	50.0	4.47	0	0.0	5	8.3	29	5/20	27.6
Cardocki	2	0	0	0.0	0.00	0	0.0	0	0.0	0	0/0	39.6
Anderson	1	0	0	0.0	0.00	0	0.0	0	0.0	0	0/0	39.6
BEARS	388	230	2270	59.3	5.85	7	1.8	16	4.1	48	48/230	64.7
OPPONENTS	504	306	3105	60.7	6.16	12	2.4	18	3.6	67	46/287	71.4

USUAL STARTERS						RANKINGS			
Offense			Defense			Team Stats	Bears	Avg	Rank
WR.....Tom Waddle	RE.....Richard Dent		Total Yards.....	3717	232.3	28		
LT.....Troy Auzenne	RT.....Chris Zorich		Rushing Yards.....	1677	104.8	19		
C.....Mark Bortz	LT.....Steve McMichael		Passing Yards.....	2040	127.5	28		
LG.....Jerry Fontenot	LE.....Trace Armstrong		Points Scored.....	234	14.6	-		
RG.....John Wojciechowski	WLB.....Vinson Smith								
RT.....Jay Leeuwenburg	MLB.....Dante Jones								
TE.....Keith Jennings	SLB.....Joe Cain		Total Yards.....	4653	290.8	4		
WR.....Curtis Conway	RCB.....Anthony Blaylock		Rushing Yards.....	1835	114.7	17		
QB.....Jim Harbaugh	LCB.....Donnell Woolford		Passing Yards.....	2818	176.1	3		
RB.....Neal Anderson	SS.....Shaun Gayle		Points Scored.....	230	14.4	-		
FB.....Craig Heyward	FS.....Mark Carrier								

HISTORY

1994 CHICAGO BEARS STATISTICS

Record: 9-7, .563

T-2nd Place, NFC Central
Head Coach: Dave Wannstedt

09/04	W	21-9	TAMPA BAY	61,844
09/12	L	22-30	at Philadelphia	64,890
09/18	L	14-42	MINNESOTA	61,073
09/25	W	19-7	at N.Y. Jets	70,806
10/02	W	20-13	BUFFALO	62,406
10/09	W	17-7	NEW ORLEANS	63,822
10/23	L	16-21	at Detroit	73,574
10/31	L	6-33	GREEN BAY	47,381
11/06	W	20-6	at Tampa Bay	60,821
11/13	W	17-14	at Miami	64,871
11/20	W	20-10	DETROIT	55,035
11/27	W	19-16	ot at Arizona	65,922
12/01	L	27-33	ot at Minnesota	61,483
12/11	L	3-40	at Green Bay	57,927
12/18	W	27-13	L.A. RAMS	56,276
12/24	L	3-13	NEW ENGLAND	60,178
PLAYOFFS				
01/01	W	35-18	at Minnesota	60,347
01/07	L	15-44	at San Francisco	64,644

Bears		Opp	
TOTAL FIRST DOWNS	274	275	
Rushing	88	100	
Passing	165	163	
Penalty	21	12	
3rd Down: Made/Att	97/232	81/218	
3rd Down Pct.	41.8	37.2	
4th Down: Made/Att	9/16	8/17	
4th Down Pct.	56.3	47.1	
POSSESSION AVG.	31.37	28.23	
TOTAL NET YARDS	4679	5009	
Avg. Per Game	292.4	313.1	
Total Plays	1014	982	
Avg. Per Play	4.6	5.1	
NET YARDS RUSHING	1588	1922	
Avg. Per Game	99.3	120.1	
Total Rushes	487	432	
NET YARDS PASSING	3091	3087	
Avg. Per Game	193.2	192.9	
Sacked/Yards Lost	25/139	28/175	
Gross Yards	3230	3262	
Att./Comp.	502/308	522/295	
Completion Pct.	61.4	56.5	
Had Intercepted	16	12	
PUNTS/AVERAGE	76/37.8	72/39.0	
NET PUNTING AVG.	76/32.4	72/34.9	
PENALTIES/YARDS	66/503	80/645	
FUMBLES/BALL LOST	21/10	29/10	
TOUCHDOWNS	30	31	
Rushing	10	10	
Passing	19	16	
Returns	1	5	

PASSING	Att	Cmp	Yds	Cmp%	Yd/Att	TD	TD%	Int	Int%	Lg	Sack/Lost	Rating
Walsh	343	208	2078	60.6	6.06	10	2.9	8	2.3	50	11/52	77.9
Kramer	158	99	1129	62.7	7.15	8	5.1	8	5.1	85t	14/87	79.9
Conway	1	1	23	100.0	23.00	1	100.0	0	0.0	23t	0/0	158.3
BEARS	502	308	3230	61.4	6.43	19	3.8	16	3.2	85t	25/139	79.4
OPPONENTS	522	295	3262	56.5	6.25	16	3.1	12	2.3	65t	28/175	75.9

Score by Period	1	2	3	4	OT	Tot
BEARS	40	61	61	106	3	271
OPPONENTS	44	116	67	74	6	307

SCORING	TDs:	Ru-Pa-	R	K-PAT	FG	S	Pts	
Butler	0	0	0	0	24/24	21/29	0	87
Tillman	7	7	0	0	0	0	42	
Graham	5	0	4	1	0	0	32	
Gedney	3	0	3	0	0	0	18	
Jennings	3	0	3	0	0	0	18	
Conway	2	0	2	0	0	0	14	
Green	2	0	2	0	0	0	12	
Cook	1	0	1	0	0	0	6	
Harris	1	0	1	0	0	0	6	
Lewis	1	0	1	0	0	0	6	
McMurtry	1	0	1	0	0	0	6	
Waddle	1	0	1	0	0	0	6	
Walsh	1	0	1	0	0	0	6	
Wetnight	1	0	1	0	0	0	6	
Worley	1	0	1	0	0	0	6	
BEARS	30	10	19	1	24/24	21/29	0	271
OPPONENTS	31	10	16	5	25/26	30/41	0	307
2-Pt. Conversions: Conway, Graham, TEAM 2-6.								
OPPONENTS 3-4.								

RUSHING	No	Yds	Avg	Lg	TD
Tillman	275	899	3.3	25t	7
Harris	123	464	3.8	13	1
Green	25	122	4.9	14	0
Conway	6	31	5.2	12	0
Christian	7	29	4.1	8	0
Hoge	6	24	4.0	8	0
Worley	9	17	1.9	4	1
Walsh	30	4	0.1	12	1
Kramer	6	-2	-0.3	2	0
BEARS	487	1588	3.3	25t	10
OPPONENTS	432	1922	4.4	90	10

RECEIVING	No	Yds	Avg	Lg	TD
Graham	68	944	13.9	76t	4
Conway	39	546	14.0	85t	2
Harri	39	236	6.1	18	0
Tillman	27	222	8.2	39	1
Waddle	25	244	9.8	22	1
Green	24	199	8.3	39t	2
Cook	21	212	10.1	34	1
Gedney	13	157	12.1	37t	3
Hoge	13	79	6.1	11	0
Wetnight	11	104	9.5	19	1
Jennings	11	75	6.8	23t	3
McMurtry	8	112	14.0	30	1
Primus	3	25	8.3	12	0
Christian	2	30	15.0	21	0
Lewis	2	13	6.5	8	1
Carrier	1	24	24.0	24	0
Worley	1	8	8.0	8	0
BEARS	308	3230	10.5	85t	19
OPPONENTS	295	3262	11.1	65t	16

PUNTING	No	Yds	Avg	Net	TB	In	Lg	B
Gardocki	76	2871	37.8	32.4	9	23	57	0
BEARS	76	2871	37.8	32.4	9	23	57	0
OPPONENTS	72	2808	39.0	34.9	4	27	61	0

INTS	No	Yds	Avg	Lg	TD
Woollford	5	30	6.0	25	0
Gayle	2	33	16.5	33	0
Carrier	2	10	5.0	7	0
Spellman	1	31	31.0	31	0
Douglass	1	18	18.0	18	0
Lincoln	1	5	5.0	5	0
BEARS	12	127	10.6	33	0
OPPONENTS	16	335	20.9	81t	3

KO RETURNS	No	Yds	Avg	Lg	TD
Lewis	35	874	25.0	55	0
Conway	10	228	22.8	34	0
Carter	6	99	16.5	26	0
Green	6	77	12.8	16	0
Worley	4	52	13.0	25	0
Flanigan	2	26	13.0	14	0
Harris	1	18	18.0	18	0
Thierry	1	0	0.0	0	0
Woollford	1	28	28.0	28	0
BEARS	66	1402	21.2	55	0
OPPONENTS	65	1271	19.6	102t	1

PUNT RET.	Ret	FC	Yds	Avg	Lg	TD
Graham	15	5	140	9.3	61t	1
Conway	8	9	63	7.9	24	0
Waddle	3	3	8	2.7	6	0
Lewis	1	3	7	7.0	7	0
BEARS	27	20	218	8.1	61t	1
OPPONENTS	26	18	225	8.7	57	0

FGs	1-19	20-29	30-39	40-49	50+
Butler	1/1	7/17	6/9	5/8	2/4
BEARS	1/1	7/7	6/9	5/8	2/4
OPPONENTS	1/1	13/13	9/11	7/14	0/2
Butler: 0(0:54N)(44G,42N,30G)(50G,20G)(46G,36N)(46N,23G)(18G,37G)(51N,40G)(28G,23G)(35G,52G,31G,27G)(29G,33G,40N)(25G)(41G,30G)(44G,28B,36N)					
OPPONENTS: (31G,49G,30G,54N)(41G,29G,33G)(43G,24G)(47G,41N)(28G,30G)(50B,36N)(30B)(33G,47N,38G)(29G,33G,45N)(29G,43N)(49G,22G,47G)(45G,41G,29G,38G)(39G,24G,20G,29G)(18G,42B,21G)(29G,22G,46N)					

DEFENSE (Top 10)	T	S	A	FF	FR	PD	Sa	Int
Cain	129	83	46	1	1	2	0.0	0
Jones	108	69	39	0	2	5	0.0	0
Carrier	107	59	48	1	0	7	0.0	2
Zorich	104	49	55	1	0	0	5.5	0
Gayle	97	67	30	3	1	8	0.0	2
Douglass	77	46	31	0	0	3	1.5	1
Woollford	65	54	11	0	1	0	21.0	5
A. Fontenot	62	37	25	1	0	2	4.0	0
Spellman	60	35	25	1	0	8	7.0	1
Armstrong	60	34	26	1	0	1	7.5	0
SACKS: Armstrong 7.5, Spellman 7.0, Zorich 5.5, A. Fontenot 4.0, Douglass 1.5, Epps 1.0, Smith 1.0, Mangum 0.5								
TEAM	28.0	OPPONENTS	25.0					

USUAL STARTERS		RANKINGS	
Offense	Defense	Team Stats	Bears Avg Rank
WR.....Jeff Graham	RE.....Alonzo Spellman	Total Yards.....	4679.....292.4.....23
LT.....Andy Heck	RT.....Chris Zorich	Rushing Yards.....	1588.....99.3.....15
LG.....Mark Bortz	LT.....A. Fontenot/C. Simpson	Passing Yards.....	3091.....193.2.....21
C.....Jerry Fontenot	LE.....Trace Armstrong	Points Scored.....	271.....16.9.....-
RG.....Jay Leeuwenburg	WLB.....Vinson Smith		
RT.....James Williams	MLB.....Dante Jones		
TE.....Marv Cook	SLB.....Joe Cain		
WR.....Curtis Conway	RCB.....Jeremy Lincoln	Total Yards.....	5009.....313.1.....13
QB.....Steve Walsh	LCB.....Donnell Woollford	Rushing Yards.....	1922.....120.1.....13
RB.....Lewis Tillman	SS.....Shaun Gayle	Passing Yards.....	3087.....192.9.....5
FB.....Raymont Harris	FS.....Mark Carrier	Points Scored.....	307.....19.2.....-

1995 CHICAGO BEARS STATISTICS

Record: 9-7, .563
3rd Place, NFC Central
Head Coach: Dave Wannstedt

Date	Time	Opponent	Score
09/03	W 31-14	MINNESOTA	63.036
09/11	L 24-27	GREEN BAY	64.855
09/17	W 25-6	at Tampa Bay	71.507
09/24	L 28-34	at St. Louis	59.679
10/08	W 31-27	CAROLINA	59.668
10/15	W 30-27	at Jacksonville	72.200
10/22	W 35-32	HOUSTON	63.545
10/30	W 14-6	at Minnesota	61.238
11/05	L 34-37	at PITTSBURGH	61.838
11/12	L 28-35	at Green Bay	59.996
11/19	L 17-24	DETROIT	61.779
11/26	W 27-24	at N.Y. Giants	70.015
12/04	L 7-27	at Detroit	77.230
12/10	L 10-16	at Cincinnati	38.642
12/17	W 31-10	TAMPA BAY	49.475
12/24	W 20-14	PHILADELPHIA	52.391

Score by Period	1	2	3	4	OT	Tot
BEARS	73	130	91	98	0	392
OPPONENTS	93	112	66	86	3	360

SCORING	TDs: Ru-Pa-	R	K-PAT	FG	S	Pts	
Butler	0	0	0	45/45	23/31	0	114
Conway	12	0	12	0	0	72	0
Salaam	10	10	0	0	0	60	0
Jennings	6	0	6	0	0	36	0
Graham	4	0	4	0	0	24	0
Green	3	3	0	0	0	18	0
Timpson	3	1	2	0	0	18	0
Flanigan	2	0	2	0	0	12	0
Wetnight	2	0	2	0	0	12	0
T. Carter	1	0	1	0	0	6	0
Kramer	1	1	0	0	0	6	6
Marshall	1	0	1	0	0	6	0
Minter	1	0	1	0	0	6	0
A. Fontenot	0	0	0	0	1	2	0
BEARS	46	15	29	2	45/45	23/31	1 392
OPPONENTS	41	9	27	5	40/40	24/29	0 360

2-Pt. Conversions: TEAM 0-1, OPPONENTS 1-1.

	Bears	Opp.
TOTAL FIRST DOWNS	340	316
Rushing	116	81
Passing	201	212
Penalty	23	23
3rd Down: Made/Att	88/207	101/217
3rd Down Pct.	42.5	46.5
4th Down: Made/Att	13/19	10/17
4th Down Pct.	68.4	58.8
POSSESSION AVG.	29.55	30.05
TOTAL NET YARDS	5673	5442
Avg. Per Game	354.6	340.1
Total Plays	1030	1035
Avg. Per Play	5.5	5.3
NET YARDS RUSHING	1930	1441
Avg. Per Game	120.6	90.1
Total Rushes	492	405
NET YARDS PASSING	3743	4001
Avg. Per Game	233.9	250.1
Sacked/Yards Lost	15/95	35/239
Green Yards	3838	4240
Att./Comp.	523/315	595/374
Completion Pct.	60.2	62.9
Had Intercepted	10	16
PUNTS/AVERAGE	58/37.4	62/37.3
NET PUNTING AVG.	58/30.9	62/31.8
PENALTIES/YARDS	71/601	104/821
FUMBLES/BALL LOST	26/16	25/13
TOUCHDOWNS	46	41
Rushing	15	9
Passing	29	27
Returns	2	5

RUSHING	No	Yds	Avg	Lg	TD
Salaam	296	1074	3.6	42	10
Green	107	570	5.3	38	3
Tillman	29	78	2.7	9	0
Conway	5	77	15.4	20	0
A. Johnson	6	30	5.0	11	0
Kramer	35	39	1.1	11	1
T. Carter	10	34	3.4	7	0
Timpson	3	28	9.3	16	1
Flanigan	1	0	0.0	0	0
BEARS	492	1930	3.9	42	15
OPPONENTS	405	1441	3.6	29	9

RECEIVING	No	Yds	Avg	Lg	TD
Graham	82	1301	15.9	51	4
Conway	62	1037	16.7	76	12
T. Carter	40	329	8.2	27	1
Green	28	246	8.8	28	0
Jennings	25	217	8.7	20	6
Timpson	24	289	12.0	36	2
Wetnight	24	193	8.0	22	2
A. Johnson	13	86	6.6	18	0
Salaam	7	56	8.0	18	0
Gedney	5	52	10.4	15	0
Faulkerson	2	22	11.0	12	0
Flanigan	2	6	3.0	4	2
R. Harris	1	4	4.0	4	0
BEARS	315	3838	12.2	76	29
OPPONENTS	374	4240	11.3	99t	27

PASSING	Att	Cmp	Yds	Cmp%	Yd/Att	TD	TD%	Int	Int%	Lg	Sack/Lost	Rating
Kramer	522	315	3838	60.3	7.35	29	5.6	10	1.9	76	15/95	93.5
Conway	1	0	0	0.0	0.0	0	0.0	0	0.0	0	0/0	39.6
BEARS	523	315	3838	60.2	7.34	29	5.5	10	1.9	76	15/95	93.4
OPPONENTS	595	374	4240	62.9	7.13	27	4.5	16	2.7	99t	35/239	88.1

PUNTING	No	Yds	Avg	Net	TB	In	Lg	B
Sauerbrun	55	2080	37.8	31.1	6	16	61	0
O'Neill	3	99	29.7	26.7	6	0	39	0
BEARS	58	2169	37.4	30.9	6	16	61	0
OPPONENTS	62	2311	37.3	31.8	8	21	57	2

INTS	No	Yds	Avg	Lg	TD
Woodford	4	21	5.3	16	0
Miniefield	3	37	12.3	37	0
Joseph	2	31	15.5	31	0
Lincoln	1	32	32.0	32	0
M. Carter	2	20	10.0	15	0
Mangum	1	2	2.0	2	1
Minter	1	2	2.0	2	1
Cox	1	1	1.0	1	0
Marshall	1	0	0.0	0	0
BEARS	16	146	9.1	37	1
OPPONENTS	10	203	20.3	98t	1

KO RETURNS	No	Yds	Avg	Lg	TD
N. Lewis	42	904	21.5	52	0
Timpson	18	420	23.3	51	0
T. Carter	3	24	8.0	9	0
Green	3	29	9.7	19	0
Lundy	1	11	11.0	11	0
Primus	2	39	19.5	22	0
Tillman	1	20	20.0	20	0
Graham	1	12	12.0	12	0
BEARS	71	1459	20.5	52	0
OPPONENTS	72	1570	21.8	54	0

PUNT RET.	Ret	FC	Yds	Avg	Lg	TD
Graham	23	14	183	8.0	39	0
Lundy	1	0	-4	-4.0	-4	0
BEARS	24	14	179	7.5	39	0
OPPONENTS	28	13	257	9.2	62	1

FGs	1-19	20-29	30-39	40-49	50+
Butler	0/0	16/19	5/6	2/4	0/2
BEARS	0/0	16/19	5/6	2/4	0/2
OPPONENTS	0/0	7/7	6/6	10/14	1/2
Butler:	(21G)(20G)(24G.37G.22G.27G)(0)(23G)				
(25G.21G.20G)(28G.22G.47G.35G)(0)(40G.27G.44N)					
(0)(39G.25B.52N)(27N.34G.37G)(53N)(27G)(26N.23G)					
(40N.27C.28G.37N)					
OPPONENTS:	(0)(32G.38G)(43G.40G)(45G.25G)				
(21G.49G)(47N.49G.40G.54N)(46N.39G)(22G.43G)					
(40G.46G.24G)(0)(43B.25G)(22G)(42G.36G)					
(28G.37G.39G.42N)(50G)					

DEFENSE	(Top 10)	T	S	A	FF	FR	PD	Sa	Int
M. Carter	158	97	61	2	1	10	0	0	2
Cain	119	73	46	0	0	5	0	0	0
Smith	111	72	39	1	1	3	4	0	0
Carrier	103	63	40	0	1	15	0	0	0
Minter	99	55	44	1	0	4	0	0	1
Cox	84	46	38	0	0	5	0	0	1
Zorich	79	38	41	1	1	0	1	0	0
Flanigan	77	46	31	0	0	1	11	0	0
Lincoln	73	61	12	0	0	12	1	0	1
Miniefield	72	49	23	0	0	10	0	0	0
SACKS:	Flanigan 11.0, Spellman 8.5, Smith 4.0, Thierry 4.0, A. Fontenot 2.5, Lincoln 1.0, Mangum 1.0, Simpson 1.0, Zorich 1.0								
TEAM	35.0	OPPONENTS	15.0						

HISTORY

USUAL STARTERS																			
Offense						Defense						Team Stats							
WR.....Jeff Graham	RE.....John Thierry	LT.....Andy Heck	RT.....Chris Zorich	LG.....Todd Perry	LT.....Jim Flanigan	C.....Jerry Fontenot	LE.....Alonzo Spellman	RG.....Jay Leeuwenburg	WLB.....Ron Cox	RT.....James Williams	MLB.....Joe Cain	TE.....Keith Jennings	SLB.....Vinson Smith	RCB.....Jeremy Lincoln	QB.....Erik Kramer	LCB.....Donnell Woolford	SS.....Marty Carter	FS.....Mark Carrier	
RB.....Rashaan Salaam	FB.....Tony Carter																		
RANKINGS																			
Bears			Avg			Rank			Total Yards.....5673				354.6.....9						
Rushing Yards.....1930			120.6.....9			Passing Yards.....3743			233.9.....12			Points Scored.....392				24.5.....-			
Opp			Avg			Rank			Total Yards.....5442				340.1.....19						
Rushing Yards.....1930			120.6.....9			Passing Yards.....4001			250.1.....21			Points Scored.....360				22.5.....-			

1996 CHICAGO BEARS STATISTICS

Record: 7-9, .438
3rd Place, NFC Central
Head Coach: Dave Wannstedt

09/02	W	22-6	DALLAS	63,076
09/08	L	3-10	at Washington	52,711
09/15	L	24-20	MINNESOTA	61,301
09/22	L	16-35	at Detroit	70,022
09/29	W	19-17	OAKLAND	57,062
10/06	L	6-37	GREEN BAY	65,480
10/13	L	24-27	at New Orleans	43,512
10/28	W	15-13	at Minnesota	58,143
11/03	W	13-10	TAMPA BAY	58,727
11/10	L	12-17	at Denver	75,555
11/17	L	10-14	at Kansas City	76,762
11/24	W	31-14	DETROIT	55,864
12/01	L	17-28	at Green Bay	59,682
12/08	W	35-9	ST. LOUIS	45,075
12/14	W	27-14	SAN DIEGO	49,763
12/22	L	19-34	at Tampa Bay	51,572

Bears		Opp	
TOTAL FIRST DOWNS	300	295	
Rushing	104	87	
Passing	176	183	
Penalty	20	25	
3rd Down: Made/Att	78/231	79/206	
3rd Down Pct.	33.8	38.3	
4th Down: Made/Att	20/28	8/14	
4th Down Pct.	71.4	57.1	
POSSESSION AVG.	30:51	29:09	
TOTAL NET YARDS	4905	4884	
Avg. Per Game	306.6	305.3	
Total Plays	1046	981	
Avg. Per Play	4.7	5.0	
NET YARDS RUSHING	1720	1617	
Avg. Per Game	105.1	101.1	
Total Rushes	472	427	
NET YARDS PASSING	3185	3267	
Avg. Per Game	199.1	204.2	
Sacked/Yards Lost	23/165	30/209	
Gross Yards	3350	3476	
Att./Comp.	551/318	524/314	
Completion Pct.	57.7	59.9	
Had Intercepted	18	17	
PUNTS/AVERAGE	78/44.8	76/40.1	
NET PUNTING AVG.	78/34.9	76/34.0	
PENALTIES/YARDS	103/808	113/849	
FUMBLES/BALL LOST	25/9	29/11	
TOUCHDOWNS	31	37	
Rushing	9	13	
Passing	19	21	
Returns	3	3	

PASSING	Att	Cmp	Yds	Cmp%	Yd/Att	TD	TD%	Int	Int%	Lg	Sack/Lost	Rating
Krieg	377	226	2278	59.9	6.04	14	3.7	12	3.2	53t	14/104	76.3
Kramer	150	73	781	48.7	5.21	3	2.0	6	4.0	58t	7/53	54.3
Matthews	17	13	158	76.5	9.29	1	5.9	0	0.0	26	1/3	124.1
Stenstrom	4	3	37	75.0	9.25	0	0.0	0	0.0	28	1/5	103.1
Sauerbrun	2	2	63	100.0	31.50	0	0.0	0	0.0	47	0/0	118.8
Conway	1	1	33	100.0	33.00	1	100.0	0	0.0	33t	0/0	158.3
BEARS	551	318	3350	57.7	6.08	19	3.4	18	3.3	58t	23/165	73.4
OPPONENTS	524	314	3476	59.9	6.63	21	4.0	17	3.2	62t	30/209	79.5

Score by Period	1	2	3	4	OT	Tot
BEARS	70	89	57	67	0	283
OPPONENTS	48	140	62	55	0	305

SCORING	TDs:	Ru-Pa-R	K-PAT	FG	S	Pts	
Jaeger	0	0	0	23/23	19/23	0	80
Conway	7	0	7	0	0	0	42
Engram	6	0	6	0	0	0	36
R. Harris	5	4	1	0	0	0	30
Salaam	4	3	1	0	0	0	24
Huerta TM	0	0	0	3/3	4/7	0	15
Cox	1	0	1	0	0	0	6
Faulkerson	1	0	1	0	0	0	6
Krieg	1	0	1	0	0	0	6
Flanigan	1	0	1	0	0	0	6
Lowery	1	0	1	0	1	0	6
Matthews	1	0	1	0	0	0	6
Spears	1	0	1	0	0	0	6
Wetnight	1	0	1	0	0	0	6
Woolford	1	0	1	0	0	0	6
BEARS	31	9	19	3	26/26	23	60
OPPONENTS	37	13	21	3	35/36	16/30	60

2-Pt. Conversions: TEAM 0-5, OPPONENTS 0-1.

RUSHING	No	Yds	Avg	Lg	TD
R. Harris	194	748	3.9	23	4
Salaam	143	496	3.5	32	3
Green	60	249	4.2	19	0
Hicks	27	92	3.4	23	0
Conway	8	50	6.3	19	0
T. Carter	11	43	3.9	13	0
Timpon	3	21	7.0	13	0
Krieg	16	12	0.8	2	1
Kramer	8	4	0.5	3	0
Sauerbrun	1	3	3.0	3	0
Matthews	1	2	2.0	2	1
BEARS	472	1720	3.6	32	9
OPPONENTS	427	1617	3.8	63	13

RECEIVING	No	Yds	Avg	Lg	TD
Conway	81	1049	13.0	58t	7
Timpon	62	802	12.9	49	0
T. Carter	41	233	5.7	29	0
Engram	33	389	11.8	24	6
R. Harris	32	296	9.3	47	1
Wetnight	21	223	10.6	38	1
Green	13	78	6.0	18	0
Neely	9	92	10.2	21	0
Salaam	7	44	6.3	11t	1
Jennings	6	56	9.3	20	0
Cash	4	42	10.5	14	0
Ja. Jackson	4	39	9.8	14	0
Krieg	1	5	5.0	5	0
Faulkerson	1	1	1.0	1t	1
Flanigan	1	1	1.0	1t	1
Spears	1	1	1.0	1t	1
Hicks	1	-1	-1.0	-1	0
BEARS	318	3350	10.5	58t	19
OPPONENTS	314	3476	11.1	62t	21

PUNTING	No	Yds	Avg	Net	TB	IN	Lg	B
Sauerbrun	78	3491	44.8	34.9	12	15	72	0
BEARS	78	3491	44.8	34.9	12	15	72	0
OPPONENTS	73	3047	40.1	34.0	9	25	60	1

INTS	No	Yds	Avg	Lg	TD
Woolford	6	37	6.2	28t	1
M. Carter	3	34	11.3	29	0
Marshall	2	20	10.0	20	0
Carrier	2	0	0.0	0	0
W. Harris	2	0	0.0	0	0
Burton	1	11	11.0	11	0
Minter	1	5	5.0	5	0
BEARS	17	107	6.3	29	1
OPPONENTS	18	94	5.2	27	0

KO RETURNS	No	Yds	Avg	Lg	TD
Ja. Jackson	27	619	22.9	60	0
Engram	25	580	23.2	45	0
Faulkerson	4	63	15.8	20	0
Marshall	0	75	---	75	0
BEARS	56	1337	23.9	88	0
OPPONENTS	52	1115	21.4	90t	1

PUNT RET.	Ret	FC	Yds	Avg	Lg	TD
Engram	31	19	282	9.1	34	0
BEARS	31	19	282	9.1	34	0
OPPONENTS	42	12	527	12.5	88t	2

FGs	1-9	20-29	30-39	40-49	50+
Jaeger	0/0	4/4	3/4	12/15	0/0
Huerta	0/0	0/0	3/5	1/2	0/0
BEARS	0/0	4/4	6/9	13/17	0/0
OPPONENTS	0/0	6/7	4/4	3/9	3/3
Huerta:(31G,35N,42G,24G,30G,37G,39N)(44N)					
Jaeger:(0)(46G)(44G,24G,40G,30G)(40G,41G)					
(28G,32N)(44N,46N,41G,44G)(27G,47N,23G)					
(35G,48G)(49G)(42G)(34G)(0)(45G,40G)(0)					
OPPONENTS: (28G,43N,28G)(50G,44N)(33G,34G)(0)					
(28G)(32G)(34G,54G)(41G,43G,48B)(46G)(24G)(0)					
(46N)(45N,25G)(48N,26N)(50G,22G)					

DEFENSE	(Top 10)	T	S	A	FR	PP	PD	Sa	Int
M. Carter	180	102	78	1	0	14	0	3	
Cain	124	68	56	3	0	1	1	0	
W. Harris	113	93	20	2	2	18	0	2	
Minter	106	56	50	1	0	4	1.5	1	
Cox	99	56	43	1	3	2	3.0	0	
Smith	89	48	41	0	2	1	1.0	0	
Woolford	78	63	15	0	0	20	0	6	
Spellman	78	46	32	3	0	2	8.0	0	
Flanigan	78	43	35	0	0	1	5.0	0	
Carrier	76	40	36	1	1	7	0	2	
SACKS: Spellman 8.0, Flanigan 5.0, A. Fontenot 4.5, Cox 3.0, Thierry 2.0, Miniefield 1.5, Minter 1.5, Simpson 1.5, Cain 1.0, Mangum 1.0, Smith 1.0									
TEAM 30.0, OPPONENTS 23.0									

USUAL STARTERS				RANKINGS					
Offense		Defense		Team Stats		Bears		Opp	
WR.....Curtis Conway	RE.....Alonzo Spellman	Total Yards.....	4905	306.6	21			
LT.....Andy Heck	RT.....Carl Simpson	Rushing Yards.....	1720	107.5	16			
LG.....Todd Perry	LT.....Jim Flanigan	Passing Yards.....	3185	199.1	19			
C.....Jerry Fontenot	LE.....Albert Fontenot	Points Scored.....	283	19.7	19			
RG.....Todd Burger	WLB.....Vinson Smith								
RT.....James Williams	MLB.....Bryan Cox								
TE.....Keith Jennings	SLB.....Joe Cain	Total Yards.....	4884	305.3	12			
WR.....Michael Timpon	RCB.....Walt Harris	Rushing Yards.....	1617	101.1	11			
QB.....Dave Krieg	LCB.....Donnell Woolford	Passing Yards.....	3267	204.2	14			
RB.....Raymont Harris	SS.....Marty Carter	Points Scored.....	305	19.1	14			
FB.....Tony Carter	FS.....Mark Carrier								

HISTORY

1997 CHICAGO BEARS STATISTICS

Record: 4-12, .250

5th Place, NFC Central

Head Coach: Dave Wannstedt

Date	Time	Opponent	Score
09/01	L 24-38	at Green Bay	60,766
09/07	L 24-27	MINNESOTA	59,263
09/14	L 7-32	DETROIT	59,147
09/21	L 3-31	at New England	59,873
09/28	L 3-27	at Dallas	64,082
10/05	L 17-20	NEW ORLEANS	58,865
10/12	L 23-24	GREEN BAY	62,212
10/27	W 36-33	at Miami	73,156
11/02	L 8-31	WASHINGTON	53,032
11/09	L 22-29	at Minnesota	63,443
11/16	L 15-23	N.Y. JETS	45,642
11/23	W 13-7	TAMPA BAY	43,955
11/27	L 20-55	at Detroit	77,904
12/07	W 20-3	BUFFALO	39,784
12/14	W 13-10	at St. Louis	66,300
12/21	L 15-31	at Tampa Bay	70,930

Bears		Opp	
TOTAL FIRST DOWNS	305	281	
Rushing	94	97	
Passing	188	156	
Penalty	23	28	
3rd Down: Made/Att	91/253	60/189	
3rd Down Pct.	36.0	31.7	
4th Down: Made/Att	14/27	3/9	
4th Down Pct.	51.9	33.3	
POSSESSION AVG.	33:08	26:52	
TOTAL NET YARDS	4987	4888	
Avg. Per Game	311.7	305.5	
Total Plays	1128	935	
Avg. Per Play	4.4	5.2	
NET YARDS RUSHING	1746	1858	
Avg. Per Game	109.1	116.1	
Total Rushes	490	421	
NET YARDS PASSING	3241	3030	
Avg. Per Game	202.6	189.4	
Sacked/Yards Lost	43/260	38/259	
Gross Yards	3501	3289	
Att./Comp.	595/336	476/273	
Completion Pct.	56.5	57.4	
Had Intercepted	22	13	
PUNTS/AVERAGE	96/42.5	81/43.5	
NET PUNTING AVG.	96/32.6	81/36.6	
PENALTIES/YARDS	107/867	93/763	
FUMBLES/BALL LOST	33/19	25/17	
TOUCHDOWNS	28	50	
Rushing	14	18	
Passing	14	25	
Returns	0	7	

PASSING	Att	Cmp	Yds	Cmp%	Yd/Att	TD	Int	Int%	Lg	Sack/Lost	Rating
Kramer	477	275	3011	57.7	6.31	14	2.9	14	2.9	78t	25/149 74.0
Mirer	103	53	420	51.5	4.08	0	0.0	6	5.8	34	16/92 37.7
Stenstrom	14	8	70	57.1	5.00	0	0.0	2	14.3	18	2/19 31.0
Conway	1	0	0	0.0	0.00	0	0.0	0	0.0	0	0/0 39.6
BEARS	595	336	3501	56.5	5.88	14	2.4	22	3.7	78t	43/260 66.1
OPPONENTS	476	273	3289	57.4	6.91	25	5.3	13	2.7	89t	38/259 84.8

Score by Period	1	2	3	4	OT	Tot
BEARS	61	72	36	91	3	263
OPPONENTS	78	123	107	113	0	421

SCORING	TDs: Ru-Pa-R	K-PAT	FG	S	Pts	
Jaeger	0	0	0	0	20/20 21/26 0	83
R. Harris	10	10	0	0	0	60
Proehl	7	0	7	0	0	44
Penn	3	0	3	0	0	18
Engram	2	0	2	0	0	14
Kramer	2	2	0	0	0	12
Autry	1	1	0	0	0	8
Mirer	1	1	0	0	0	8
Conway	1	0	1	0	0	6
Wetnight	1	0	1	0	0	6
Flanigan	0	0	0	0	0	2

BEARS	28	14	14	0	20/20	21/26	1	263
OPPONENTS	50	18	25	7	45/45	24/32	0	421

2-Pt. Conversions: Autry, Engram, Flanigan, Mirer, Proehl, TEAM 5-8, OPPONENTS 2-5.

RUSHING	No	Yds	Avg	Lg	TD
R. Harris	275	1033	3.8	68t	10
Autry	112	319	2.8	17	1
Salaam	31	112	3.6	17	0
Kramer	27	83	3.1	31	2
Mirer	20	78	3.9	20	1
T. Carter	9	56	6.2	16	0
Conway	3	17	5.7	10	0
Hicks	4	14	3.5	8	0
Smith	1	12	12.0	12	0
Sauerbrun	2	8	4.0	8	0
Harmon	2	6	3.0	4	0
Hughes	1	3	3.0	3	0
Le Bel	1	0	0.0	0	0
Penn	1	-1	-1.0	-1	0
BEARS	490	1746	3.6	68t	14
OPPONENTS	421	1858	4.4	76	18

RECEIVING	No	Yds	Avg	Lg	TD
Proehl	58	753	13.0	78t	7
Penn	47	576	12.3	33	3
Wetnight	46	464	10.1	34	1
Engram	45	399	8.9	23	2
Conway	30	476	15.9	55t	1
R. Harris	28	115	4.1	16	0
Ton. Carter	24	152	6.3	19	0
Jennings	14	164	11.7	23	0
Bownes	12	146	12.2	21	0
Autry	9	59	6.6	14	0
Allred	8	70	8.8	18	0
Hughes	8	68	8.5	16	0
Smith	2	22	11.0	12	0
Salaam	2	20	10.0	18	0
Harmon	2	8	4.0	6	0
T. Allen	1	9	9.0	9	0
BEARS	336	3501	10.4	78t	14
OPPONENTS	273	3289	12.0	89t	25

PUNTING	No	Yds	Avg	Net	TB	In	Lg	B
Sauerbrun	95	4059	42.7	32.8	11	26	67	0
Jaeger	1	18	18.0	18.0	0	0	18	0
BEARS	96	4077	42.5	32.6	11	26	67	0
OPPONENTS	81	3526	43.5	36.6	12	28	72	0

INTS	No	Yds	Avg	Lg	TD
W. Harris	5	30	6.0	12	0
Tom Carter	3	12	4.0	12	0
Mangum	2	4	2.0	4	0
Marshall	2	0	0	0	0
Marty Carter	1	14	14.0	14	0
BEARS	13	60	4.6	14	0
OPPONENTS	22	328	14.9	38t	1

KO RETURNS	No	Yds	Avg	Lg	TD
Hughes	43	1008	23.4	58	0
Bownes	19	396	20.8	36	0
Smith	10	196	19.6	28	0
Allred	2	21	10.5	11	0
Ton. Carter	2	34	17.0	19	0
Engram	2	27	13.5	20	0
Wetnight	1	9	9.0	9	0
Marshall	0	3	---	3	0
BEARS	79	1694	21.4	58	0
OPPONENTS	52	1237	23.8	69	0

PUNT RET.	Ret	FC	Yds	Avg	Lg	TD
Hughes	36	7	258	7.2	19	0
Proehl	8	1	59	7.4	14	0
Dulaney	1	0	0	0.0	0	0
Engram	1	0	4	4.0	4	0
BEARS	46	8	321	7.0	19	0
OPPONENTS	52	16	727	14.0	83t	2

FGs	1-19	20-29	30-39	40-49	50+
Jaeger	0/0	0/9	8/10	4/6	1/1
BEARS	0/0	8/9	8/10	4/6	1/1
OPPONENTS	0/0	9/9	12/12	3/9	0/2

Jaeger:(42G) (39G) () (38G) (21G) (34G) (24G) (41G) (39G).
 23G, 47G, 35G () (29G, 22G, 36G) (33G, 32N)
 (32G, 25G, 41N) (52G, 32G, 45N) (41G, 38G) (22B, 27G, 20G) ()
 OPPONENTS:(38G, 36G, 29G) (33G, 40N, 28G, 42N)
 (23G, 33G, 29G, 32G) (27G) (33G, 23G) (38G, 48G)
 (37G) () (38G) (53N) (48N, 34G, 36G, 34G) (50N, 40N) (40G, 29G) (41N, 43G) (40N, 28G) (20G)

DEFENSE	T	S	A	FF	FR	PD	Sa	Int
(Top 10)	149	79	69	0	2	9	1.0	2
M. Carter	142	81	59	1	0	6	1.0	1
Minter	134	69	58	1	3	3	6.0	0
B. Cox	133	77	50	1	1	5	5.0	0
W. Harris	94	75	15	4	1	19	0.0	5
R. Cox	83	44	37	1	0	2	1.0	0
Flanigan	81	45	28	2	3	0	6.0	0
Simpson	61	26	30	0	0	5	4.5	0
T. Carter	56	49	7	0	0	19	0.0	3
Reeves	52	24	27	0	1	0	0.5	0

SACKS: Flanigan 6.0, Minter 6.0, B. Cox 5.0, Simpson 4.5, Thomas 4.5, Marshall 3.0, Thierry 3.0, Spellman 2.0, M. Carter 1.0, R. Cox 1.0, Mangum 1.0, Gramsianis 0.5, Reeves 0.5
TEAM 38.0, OPPONENTS 43.0

USUAL STARTERS

Offense	Defense
WR.....Bobby Engram	RE.....Carl Reeves
LT.....Andy Heck	RT.....Carl Simpson
LG.....Todd Perry	LT.....Jim Flanigan
C.....Chris Villarrial	LE.....John Thierry
RG.....Todd Burger	WLB.....Barry Minter
RT.....James Williams	MLB.....Bryan Cox
TE.....Keith Jennings	SLB.....Ron Cox
WR.....Ricky Proehl	RCB.....Walt Harris
QB.....Erik Kramer	LCB.....Tom Carter
RB.....Raymont Harris	SS.....Marty Carter
FB.....Tony Carter	FS.....John Mangum

RANKINGS

Team Stats	Bears	Avg	Rank
Total Yards	4987	311.717
Rushing Yards	1746	109.116
Passing Yards	3241	202.616
Points Scored	263	16.4-
Opp	Avg	Rank	
Total Yards	4888	305.512
Rushing Yards	1858	116.119
Passing Yards	3030	189.411
Points Scored	421	26.3-

HISTORY

1998 CHICAGO BEARS STATISTICS

Record: 4-12, .250

5th Place, NFC Central

Head Coach: Dave Wannstedt

Date	Result	Opponent	Score
09/06	L	JACKSONVILLE	55.614
09/13	L	at Pittsburgh	59.084
09/20	L	at Tampa Bay	64.328
09/27	L	MINNESOTA	57.783
10/04	W	DETROIT	55.562
10/11	L	at Arizona	47.860
10/18	W	DALLAS	59.201
10/25	W	at Tennessee	40.089
11/08	L	ST. LOUIS	50.263
11/15	L	at Detroit	63.152
11/22	L	at Atlanta	60.804
11/29	W	TAMPA BAY	51.938
12/06	L	at Minnesota	64.247
12/13	L	at Green Bay	59.813
12/20	W	BALTIMORE	40.853
12/27	L	GREEN BAY	58.393

Bears		Opp
TOTAL FIRST DOWNS	264	300
Rushing	89	121
Passing	154	155
Penalty	21	24
3rd Down: Made/Att	75/215	80/196
3rd Down Pct.	34.9	40.8
4th Down: Made/Att	11/25	3/6
4th Down Pct.	44.0	50.0
POSSESSION AVG.	29:26	30:34
TOTAL NET YARDS	4766	5103
Avg. Per Game	297.9	318.9
Total Plays	979	963
Avg. Per Play	4.9	5.3
NET YARDS RUSHING	1713	1875
Avg. Per Game	107.1	117.2
Total Rushes	454	479
NET YARDS PASSING	3053	3228
Avg. Per Game	190.8	201.8
Sacked/Yards Lost	31/224	28/173
Gross Yards	3277	3401
Att./Comp.	494/284	456/292
Completion Pct.	57.5	64.0
Had Intercepted	13	14
PUNTS/AVERAGE	80/42.6	72/42.8
NET PUNTING AVG.	80/36.5	72/35.7
PENALTIES/YARDS	86/714	102/852
FUMBLES/BALL LOST	29/21	33/14
TOUCHDOWNS	30	42
Rushing	9	12
Passing	16	27
Returns	5	3

PASSING	Att	Cmp	Yds	Cmp%	Yd/Att	TD	TD%	Int	Int%	Lg	Sack/Lost	Rating
Kramer	250	151	1823	60.4	7.29	9	3.6	7	2.8	79t	10/71	83.1
Stenstrom	196	112	1252	57.1	6.39	4	2.0	6	3.1	48	19/137	70.4
Moreno	43	19	166	44.2	3.86	1	2.3	0	0.0	21t	2/16	62.7
Bennett	2	1	18	50.0	9.00	1	50.0	0	0.0	18t	0/0	120.8
Horan	2	1	18	50.0	9.00	1	50.0	0	0.0	18t	0/0	120.8
Conway	1	0	0	0.0	0.00	0	0.0	0	0.0	0	0/0	39.6
BEARS	494	284	3277	57.5	6.63	16	3.2	13	2.6	79t	31/224	77.5
OPPONENTS	456	292	3401	64.0	7.46	27	5.9	14	3.1	98t	28/173	93.5

Score by Period	1	2	3	4	OT	Tot
BEARS	51	95	53	77	0	276
OPPONENTS	61	104	116	87	0	368

SCORING	TDs: Ru-Pa-R	K-PAT	FG	S	Pts			
Jaeger	0	0	0	0	27/28	21/26	0	90
Engram	5	0	5	0	0	0	30	
Penn	3	0	3	0	0	0	20	
Conway	3	0	3	0	0	0	20	
Milburn	3	0	3	0	0	0	18	
J. Allen	2	1	1	0	0	0	12	
Bennett	2	2	0	0	0	0	12	
Chancey	2	2	0	0	0	0	12	
Stenstrom	2	2	0	0	0	0	12	
Wetnight	2	2	0	0	0	0	12	
Bownes	1	0	1	0	0	0	6	
Hallock	1	1	0	0	0	0	6	
W. Harris	1	0	0	1	0	0	6	
Kramer	1	1	0	0	0	0	6	
Lee	1	0	0	1	0	0	6	
M. Robinson	1	0	1	0	0	0	6	
Thierry	0	0	0	0	1	2	2	

BEARS 30 9 16 5 27/28 21/26 2 276
OPPONENTS 42 12 27 3 36/38 26/31 0 368
2-Pt. Conversions: Penn, TEAM 1-2, OPPONENTS 1-4.

RUSHING	No	Yds	Avg	Lg	TD
Bennett	173	611	3.5	43	2
Enis133	497	3.7	29	0	
J. Allen	58	270	4.7	57	1
Stenstrom	29	122	4.2	14	2
Chaney	18	79	4.4	14	2
Conway	5	48	9.6	29	0
Hallock	13	41	3.2	14	1
Kramer	13	17	1.3	8	1
Moreno	4	9	2.3	9	0
Milburn	4	8	2.0	3	0
Morris	3	8	2.7	6	0
Engram	1	3	3.0	3	0
BEARS	454	1713	3.8	57	9
OPPONENTS	479	1875	3.9	50	12

RECEIVING	No	Yds	Avg	Lg	TD
Engram	64	987	15.4	79t	5
Conway	54	733	13.6	47	3
Penn	31	448	14.5	37	3
Bennett	28	209	7.5	31	0
Hallock	25	166	6.6	16	0
Wetnight	23	168	7.3	30	2
Maves	21	217	10.3	22	0
Chancey	11	102	9.3	15	0
J. Allen	8	77	9.6	33	1
Enis6	20	3.3	7	0	
Bownes	5	69	13.8	44	1
M. Robinson	4	44	11.0	20t	1
Milburn	4	37	9.3	13	0
BEARS	284	3277	11.5	79t	16
OPPONENTS	292	3401	11.6	98t	27

PUNTING	No	Yds	Avg	Net	TB	In	Lg	B
Horan	64	2643	41.3	35.4	4	12	57	0
Sauerbrun	15	741	49.4	42.1	3	6	71	0
Jaeger	1	27	27.0	27.0	0	0	27	0
BEARS	80	3411	42.6	36.5	7	18	71	0
OPPONENTS	72	3084	42.8	35.7	11	20	68	1

INTS	No	Yds	Avg	Lg	TD
W. Harris	4	41	10.3	26	1
Collins	3	29	9.7	28	0
T. Carter	2	20	10.0	19	0
Minter	1	17	17.0	17	0
Thierry	1	14	14.0	14	0
Parrish	1	8	8.0	8	0
Cousin	1	0	0.0	0	0
S. Harris	1	0	0.0	0	0
BEARS	14	129	9.2	28	1
OPPONENTS	13	146	11.2	32	1

KO RETURNS	No	Yds	Avg	Lg	TD
Milburn	62	1550	25.0	94t	2
Chancey	2	18	9.0	18	0
Bownes	1	19	19.0	19	0
Wiegmann	1	8	8.0	8	0
BEARS	66	1595	24.2	94t	2
OPPONENTS	55	1097	19.9	40	0

PUNT RET.	Ret	FC	Yds	Avg	Lg	TD
Milburn	25	15	291	11.6	93t	1
BEARS	25	15	291	11.6	93t	1
OPPONENTS	38	19	349	9.2	53	1

FGs	1-19	20-29	30-39	40-49	50+
Jaeger	2/2	8/9	9/10	1/4	1/1
BEARS	2/2	8/9	9/10	1/4	1/1
OPPONENTS	2/2	12/12	3/4	7/10	2/3

Jaeger:(45G,35G,42N,19G)(19G,36G)(26G,29G,52G)(23G)(122G,29G)(39G,26G,34N,33G)(31G)(31G,43N)(35G,32G)(33G)(0)(2)(2G)(29G,48N,21G)
OPPONENTS:(23G)(49G)(150G)(50G)(28G,53N,43G)(49G,46N,40G)(23G,23G)(29G,19G,49A)(24G,33G)(24G,25G)(50G,44G)(28G)(30G,20G)(35G,43G,40G,24G)(45B,27G)(39N,18G)

DEFENSE	(Top 10)	T	S	A	FR	FF	PD	Sa	Int
M. Carter	159	101	58	0	2	5	0	0	0
Minter	140	93	44	2	1	2	1	0	0
Parrish	111	70	35	5	2	7	1	0	1
S. Harris	107	70	35	1	0	2	1	0	1
Wells	98	51	44	0	0	3	3	0	0
Flanigan	86	34	42	1	1	0	8	5	0
W. Harris	85	65	19	1	1	21	0	4	4
Cousin	73	55	17	1	2	18	0	1	0
McDonald	57	36	18	2	0	4	1	0	0
Lee	57	30	24	1	1	0	2	0	0

SACKS: Flanigan 8.5, Thomas TM 4.5, Thierry 3.5, Wells 3.0, S. Lee 2.0, Grasmanis 1.0, S. Harris 1.0, McDonald 1.0, Minter 1.0, Parrish 1.0, Reeves 1.0, B. Robinson 0.5
TEAM 28.0, OPPONENTS 31.0

USUAL STARTERS				RANKINGS			
Offense		Defense		Team Stats		Bears	
WR.....Bobby Engram	RE.....Shawn Lee	Total Yards.....	4766.....	Avg.....	297.9.....	Rank.....	21
LT.....Andy Heck	RT.....Mike Wells	Rushing Yards.....	1713.....	107.1.....	107.1.....	17
LG.....Todd Perry	LT.....Jim Flanigan	Passing Yards.....	3053.....	190.8.....	23
C.....Casey Wiegmann	LE.....John Thierry	Points Scored.....	276.....	17.3.....	-
RG.....Chris Villarrial	WLB.....Sean Harris						
RT.....James Williams	MLB.....Barry Minter						
TE.....Alonzo Mayes	SLB.....Rico McDonald						
WR.....Curtis Conway	RCB.....Walt Harris						
QB.....Erik Kramer	LCB.....Terry Cousin						
RB.....Edgar Bennett	SS.....Marty Carter						
FB.....Ty Hallock	FS.....Tony Parrish						

2000 CHICAGO BEARS STATISTICS

Record: 5-11, .313

5th Place, NFC Central

Head Coach: Dick Jauron

Date	Result	Time	Opponent	Score
09/03	L	27-30	at Minnesota	64,104
09/10	L	0-41	at Tampa Bay	65,569
09/17	L	7-14	N.Y. GIANTS	66,944
09/24	L	14-21	DETROIT	66,944
10/01	W	27-24	at Green Bay	59,869
10/08	L	10-31	NEW ORLEANS	66,944
10/15	L	16-28	MINNESOTA	66,944
10/22	L	9-13	at Philadelphia	65,553
11/05	W	27-24	INDIANAPOLIS	66,944
11/12	L	3-20	at Buffalo	72,420
11/19	W	13-10	TAMPA BAY	66,944
11/26	L	10-17	at N.Y. Jets	77,354
12/03	L	6-28	GREEN BAY	66,944
12/10	W	24-17	NEW ENGLAND	66,944
12/17	L	0-17	at San Francisco	68,306
12/24	W	23-20	at Detroit	71,957

	Bears	Opp
TOTAL FIRST DOWNS	239	297
Rushing	89	106
Passing	143	172
Penalty	7	19
3rd Down: Made/Att	67/222	82/223
3rd Down Pct.	30.2	36.8
4th Down: Made/Att	11/25	12/17
4th Down Pct.	44.0	70.6
POSSESSION AVG.	28:30	31:30
TOTAL NET YARDS	4541	5234
Avg. Per Game	283.8	327.1
Total Plays	993	1035
Avg. Per Play	4.6	5.1
NET YARDS RUSHING	1736	1827
Avg. Per Game	108.5	114.2
Total Rushes	417	469
NET YARDS PASSING	2805	3407
Avg. Per Game	175.3	212.9
Sacked/Yards Lost	34/200	36/230
Gross Yards	3005	3637
Att./Comp.	542/304	530/332
Completion Pct.	56.1	62.6
Had Intercepted	16	11
PUNTS/AVERAGE	96/37.8	91/39.9
NET PUNTING AVG.	96/37.7	91/34.7
PENALTIES/YARDS	90/696	78/727
FUMBLES/BALL LOST	27/13	20/9
TOUCHDOWNS	22	43
Rushing	6	15
Passing	12	25
Returns	4	3

PASSING	Att	Cmp	Yds	Cmp%	Yd/Att	TD	TD%	Int	Int%	Lg	Sack/Lost	Rating
McNown	280	154	1646	55.0	5.88	8	2.9	9	3.2	68t	27/169	68.5
Matthews	178	102	964	57.3	5.42	3	1.7	6	3.4	41	5/24	64.0
Miller	82	47	382	57.3	4.66	1	1.2	1	1.2	34t	2/7	68.2
Aguilar	1	1	13	100.0	13.00	0	0.0	0	0.0	13	0/0	118.8
Hartsell	1	0	0	0.0	0.00	0	0.0	0	0.0	0	0/0	39.6
BEARS	542	304	3005	56.1	5.54	12	2.2	16	3.0	68t	34/200	67.0
OPPONENTS	530	332	3637	62.6	6.86	25	4.7	11	2.1	66	36/230	90.0

Score by Period	1	2	3	4	OT	Tot
BEARS	46	59	52	59	0	216
OPPONENTS	47	117	88	103	0	355

SCORING	TDs:	Ru-Pa-	R	K-PAT	FG	S	Pts		
Edinger	0	0	0	0	0	21	21/27	0	84
M. Robinson	5	0	5	0	0	0	0	30	
Allen	3	2	1	0	0	0	0	18	
McNown	3	3	0	0	0	0	0	18	
Booker	2	0	2	0	0	0	0	18	
Kennison	2	0	2	0	0	0	0	12	
Allred	1	0	1	0	0	0	0	6	
Brown	1	0	0	1	0	0	0	6	
Enis1	1	0	0	0	0	6	0	6	
W. Harris	1	0	0	1	0	0	0	6	
McQuarters	1	0	0	1	0	0	0	6	
Parrish	1	0	0	1	0	0	0	6	
White	1	0	0	1	0	0	0	6	
BEARS	22	6	12	4	21/21	21/27	0	216	
OPPONENTS	43	15	25	3	41/41	18/26	0	355	

RUSHING	No	Yds	Avg	Lg	TD
Allen	290	1120	3.9	29	2
McNown	50	326	6.5	30	3
Enis36	84	2.3	11t	1	1
Barnes	15	81	5.4	20	0
Kennison	3	72	24.0	52	0
Matthews	10	35	3.5	14	0
M. Robinson	1	9	9.0	9	0
Milburn	1	6	6.0	6	0
Miller	7	5	0.7	3	0
Engram	1	1	1.0	1	0
Booker	2	-1	-0.5	5	0
Bates	1	-2	-2.0	-2	0
BEARS	417	1736	4.2	52	6
OPPONENTS	469	1827	3.9	72t	15

2-Pt. Conversions: TEAM 0-1, OPPONENTS 1-2.

RECEIVING	No	Yds	Avg	Lg	TD
M. Robinson	55	738	13.4	68t	5
Kennison	55	549	10.0	26	2
Booker	47	490	10.4	41	2
Allen	39	291	7.5	26	1
Brooks	26	216	8.3	27	0
Sinceno	23	206	9.0	28	0
Engram	16	109	6.8	25	0
White	10	87	8.7	25	1
Allred	9	109	12.1	25	1
Enis8	68	8.5	18	0	0
Bates	4	42	10.5	18	0
Mays	4	40	10.0	19	0
Dragos	4	28	7.0	10	0
Wells	1	13	13.0	13	0
Milburn	1	8	8.0	8	0
Barnes	1	7	7.0	7	0
Lyman	1	4	4.0	4	0
BEARS	304	3005	9.9	68t	12
OPPONENTS	332	3637	11.0	66	25

PUNTING	No	Yds	Avg	Net	TB	In	Lg	B
Aguilar	52	2017	38.8	34.9	4	8	56	0
Bartholomew	44	1607	36.5	32.2	3	12	52	0
BEARS	96	3624	37.8	33.7	7	20	56	0
OPPONENTS	91	3629	39.9	34.7	8	29	59	0

INTS/NO	Yds	Avg	Lg	TD	
Parrish	3	81	27.0	38t	1
W. Harris	2	35	17.5	35t	1
Urlacher	2	19	9.5	19	0
McQuarters	1	61	61.0	61t	1
Brown	1	35	35.0	35t	1
Wells	1	21	21.0	21	0
Azumah	1	2	2.0	2	0
BEARS	11	254	23.1	61t	4
OPPONENTS	16	150	9.4	38t	1

KO RETURNS	No	Yds	Avg	Lg	TD
Milburn	63	1468	23.3	38	0
Enis	2	30	15.0	19	0
Sinceno	1	12	12.0	12	0
Tucker	1	0	0.0	0	0
Tuinei	1	2	2.0	2	0
BEARS	68	1512	22.2	38	0
OPPONENTS	51	1105	21.7	48	0

PUNT RET.	Ret	FC	Yds	Avg	Lg	TD
Milburn	35	26	300	8.6	25	0
W. Harris	1	1	14	14.0	14	0
BEARS	36	27	314	8.7	25	0
OPPONENTS	36	33	251	7.0	25	0

FGs	1-19	20-29	30-39	40-49	50+
Edinger	1/1	5/5	7/9	6/10	2/2
BEARS	1/1	5/5	7/9	6/10	2/2
OPPONENTS	1/1	6/6	3/8	7/9	1/2
Edinger:	(29G, 49G) (42N) (49N) (1) (99G, 42N, 47G) (30N, 38G) (22G) (25G, 33G, 40G) (41G, 37G) (24G) (34G, 38N, 48G) (39G) (32G, 46G) (24G, 47N) (1) (37G, 50G, 54G)				
OPPONENTS:	(35G, 38G, 45G) (50N, 23G, 47G) (34N, 41B, 31B) (32B) (42G) (44G) (1) (51G, 29G) (19G) (27G, 42G, 39N) (33G) (20G, 46N) (1) (40G) (33N, 28G) (41G, 26G)				

DEFENSE	T	S	A	FF	FR	PD	Sa	Int
Urlacher	165	103	54	0	1	3	8.0	2
Brown	118	77	41	0	1	6	0.0	1
S. Harris	102	71	29	1	0	0	1.0	0
Parrish	101	64	33	2	0	8	2.0	3
Holdman	87	63	23	1	0	0	0.0	0
T. Smith	82	56	25	1	1	8	0.0	0
B. Robinson	77	52	20	0	0	9	4.5	0
Flanigan	64	30	30	0	1	0	4.0	0
Wells	64	29	34	0	1	0	1.0	1
Daniels	55	29	20	0	1	3	6.0	0

SACKS: Urlacher 8.0, Daniels 6.0, B. Robinson 4.5, Flanigan 4.0, Colvin 3.0, Parrish 2.0, F. Smith 2.0, S. Harris 1.0, Wells 1.0, McQuarters 1.0, Tuinei 1.0, Culpepper 1.0, Wilson 1.0, Simmons 0.5
TEAM 36.0, OPPONENTS 34.0

USUAL STARTERS		RANKINGS	
Offense	Defense	Team Stats	BEARS Avg Rank
WR.....Eddie Kennison	RE.....Phillip Daniels	Total Yards.....	4541.....283.8.....23
LT.....Blake Brockmeyer	RT.....Mike Wells	Rushing Yards.....	1736.....108.5.....21
LG.....Todd Perry	LT.....Jim Flanigan	Passing Yards.....	2805.....175.3.....23
C.....Olin Kreutz	LE.....Bryan Robinson	Points Scored.....	216.....13.5.....28
RG.....Chris Villarrial	WLB.....Warrick Holdman		
RT.....James Williams	MLB.....Brian Urlacher	Opp Avg Rank	
TE.....Kaseem Sinceno	SLB.....R. Colvin/S. Harris	Total Yards.....	5234.....327.1.....16
WR.....Marcus Robinson	RCB.....Thomas Smith	Rushing Yards.....	1827.....114.2.....19
QB.....Cade McNown	LCB.....Walt Harris	Passing Yards.....	3407.....212.9.....17
RB.....James Allen	SS.....Tony Parrish	Points Scored.....	355.....22.2.....20
FB.....Curtis Enis	FS.....Mike Brown		

2001 CHICAGO BEARS STATISTICS

Record: 13-3, .813
1st Place, NFC Central
Head Coach: Dick Jauron

09/09	L	6-17	at Baltimore	69,365
09/23	W	17-10	MINNESOTA	66,944
10/07	W	31-3	at Atlanta	47,640
10/14	W	20-13	ARIZONA	66,944
10/21	W	24-0	at Cincinnati	63,408
10/28	W	37-31	ot SAN FRANCISCO	66,944
11/04	W	27-21	ot CLEVELAND	66,944
11/11	L	12-20	GREEN BAY	66,944
11/18	W	27-24	at Tampa Bay	65,612
11/25	W	13-6	at Minnesota	64,214
12/02	W	13-10	DETROIT	66,944
12/09	L	7-17	at Green Bay	59,869
12/16	W	27-3	TAMPA BAY	66,944
12/23	W	20-15	at Washington	78,884
12/30	W	24-0	at Detroit	76,067
01/06	W	33-13	JACKSONVILLE	66,944
PLAYOFFS				
01/19	L	19-33	PHILADELPHIA	66,944

Score by Period	1	2	3	4	OT	Tot
BEARS	38	96	71	121	12	338
OPPONENTS	48	31	71	53	0	203

SCORING	TDs:	Ru	Pa	R	K	PAT	FG	S	Pts	
Edinger	0	0	0	0	34	34	26	31	0	112
Booker	8	0	0	0	0	0	0	0	0	48
Thomas	7	7	0	0	0	0	0	0	0	44
Johnson	4	4	0	0	0	0	0	0	0	24
Terrell	4	0	0	0	0	0	0	0	0	24
Allen	2	1	1	0	0	0	0	0	0	12
Baxter	2	0	2	0	0	0	0	0	0	12
Brown	2	0	0	2	0	0	0	0	0	12
Robinson	2	0	2	0	0	0	0	0	0	12
Uriacher	2	0	1	0	0	0	0	0	0	12
Bates	1	0	1	0	0	0	0	0	0	6
Harris	1	0	0	1	0	0	0	0	0	6
McQuarters	1	0	0	1	0	0	0	0	0	6
Shelton	1	0	1	0	0	0	0	0	0	6

BEARS	37	12	20	5	34	34	26	31	1	338
OPPONENTS	21	6	12	3	19	20	18	28	1	203

2-Pt. Conversions: Thomas, TEAM 1-1.
OPPONENTS 1-1.

Bears		Opp	
TOTAL FIRST DOWNS	277	277	
Rushing	100	71	
Passing	153	191	
Penalty	24	15	
3rd Down: Made/Att	74/225	80/223	
3rd Down Pct.	32.9	35.9	
4th Down: Made/Att	10/21	4/17	
4th Down Pct.	47.6	23.5	
POSSESSION AVG.	30:35	29:25	
TOTAL NET YARDS	4694	4978	
Avg. Per Game	293.4	311.1	
Total Plays	1020	1023	
Avg. Per Play	4.6	4.9	
NET YARDS RUSHING	1742	1313	
Avg. Per Game	108.9	82.1	
Total Rushes	475	373	
NET YARDS PASSING	2952	3665	
Avg. Per Game	184.5	229.1	
Sacked/Yards Lost	17/120	48/294	
Gross Yards	3072	3959	
Att./Comp.	528/315	602/355	
Completion Pct.	59.7	59.0	
Had Intercepted	16	20	
PUNTS/AVERAGE	88/42.5	90/40.7	
NET PUNTING AVG.	88/37.0	90/32.2	
PENALTIES/YARDS	63/622	97/808	
FUMBLES/BALL LOST	21/8	34/17	
TOUCHDOWNS	37	21	
Rushing	12	6	
Passing	20	12	
Returns	5	3	

RUSHING	No	Yds	Avg	Lg	TD
Thomas	278	1183	4.3	46	7
Allen	135	469	3.5	19	1
Johnson	20	99	5.0	34	4
Booker	4	8	2.0	13	0
Matthews	4	5	1.3	3	0
Denson	1	4	4.0	4	0
Milburn	3	3	1.0	4	0
Maynard	1	-10	-10.0	-10	0
Miller	29	-19	-7	3	0
BEARS	475	1742	3.7	46	12
OPPONENTS	373	1313	3.5	29	6

RECEIVING	No	Yds	Avg	Lg	TD
Booker	100	1071	10.7	66t	8
White	45	428	9.5	32	0
Terrell	34	415	12.2	62	4
Allen	30	203	6.8	34t	1
M. Robinson	23	269	11.7	34t	2
Thomas	22	178	8.1	23	0
Baxter	22	148	6.7	19	2
Shelton	12	76	6.3	16	1
Davis	11	68	6.2	14	0
Bates	9	160	17.8	40	1
Milburn	3	9	3.0	7	0
Merritt	2	20	10.0	13	0
Uriacher	1	27	27.0	27t	1
Johnson	1	0	0.0	0	0
BEARS	315	3072	9.8	66t	20
OPPONENTS	355	3959	11.2	60t	12

PUNTING	No	Yds	Avg	Net	TB	In	Lg	B
Edinger	87	3709	42.6	37.0	8	36	60	0
Edinger	1	34	34.0	34.0	0	1	34	0
BEARS	88	3743	42.5	37.0	8	37	60	0
OPPONENTS	90	3662	40.7	32.2	18	21	56	0

INTS	No	Yds	Avg	Lg	TD
Brown	5	81	16.2	33t	2
Uriacher	3	60	20.0	41	0
McQuarters	3	47	15.7	43	0
Parrish	3	36	12.0	26	0
Colvin	2	22	11.0	14	0
Traylor	1	67	67.0	67	0
Harris	1	45	45.0	39t	1
Azumah	1	14	14.0	14	0
Holdman	1	0	0.0	0	0
BEARS	20	372	18.6	67	3
OPPONENTS	16	187	11.7	97t	1

KO RETURNS	No	Yds	Avg	Lg	TD
Denson	23	534	23.2	37	0
Johnson	14	286	20.4	33	0
Milburn	6	152	25.3	37	0
Azumah	4	65	16.3	23	0
Dagins	1	6	6.0	6	0
Newkirk	1	8	8.0	8	0
Powell	1	1	1.0	1	0
Terrell	1	8	8.0	0	0
BEARS	52	1060	20.4	37	0
OPPONENTS	66	1353	20.5	39	0

PUNT RET.	Ret	Fg	Yds	Avg	Lg	TD
Johnson	28	10	255	9.1	35	0
McQuarters	12	1	96	8.0	16	0
Milburn TM	4	3	33	8.3	20	0
Denson	1	0	5	5.0	5	0
Azumah	0	0	16	---	16	0
BEARS	45	14	405	9.0	35	0
OPPONENTS	45	14	327	7.3	32	0

Fgs	1-19	20-29	30-39	40-49	50+
Edinger	0/0	6/7	7/8	13/16	0/0
BEARS	0/0	6/7	7/8	13/16	0/0
OPPONENTS	0/0	7/7	5/7	6/14	0/0
Edinger:	(20G, 43N, 46G)(45G)(48N, 42G)(46G, 43G)(48G, 43N)(1)(1)(37G, 47G, 38G, 41G)(26G, 40G)(30G, 43G)(46G, 26G, 39N)(23N)(30G, 46G)(39G, 37G)(38G)(47G, 23G, 25G, 22G)				
OPPONENTS:	(46N, 37G)(20G)(44N, 44G)(40G, 47G)(39N)(44B, 40G)(1)(40G, 31G)(25G, 38G, 26G, 48N)(44G, 21G)(45N, 48N, 36G, 40N)(41N, 27G)(25G)(34G, 26G)(1)(36B)				

DEFENSE										
(Top 10)										
	T	S	A	FF	FR	PD	Sa	In	TD	B
Uriacher	148	92	46	1	2	4	6	0	3	0
Holdman	145	101	39	3	0	6	15	1	1	0
McQuarters	89	57	25	1	1	21	10	3	3	0
Brown	86	48	34	2	1	13	30	5	5	0
Parrish	80	47	28	0	2	7	10	3	3	0
Colvin	79	42	20	2	1	5	10	2	2	0
Robinson	72	39	25	2	1	2	15	4	5	0
Daniels	72	32	23	3	2	10	9	0	0	0
Harris	70	47	22	2	2	10	0	0	1	0
Green	68	46	19	2	0	4	3	0	0	0
SACKS:	Colvin 10.5, Daniels 9.0, Uriacher 6.0, B. Robinson 4.5, Brown 3.0, Green 3.0, Azumah 2.0, Boone 2.0, Traylor 2.0, Holdman 1.5, Washington 1.5, McQuarters 1.0, Newkirk 1.0, Parrish 1.0									
TEAM	48.0	OPPONENTS	17.0							

PASSING	Att	Cmp	Yds	Cmp%	Yd/Att	TD	TD%	Int	Int%	Lg	Sack/Lost	Rating
Miller	395	228	2299	57.7	5.82	13	3.3	10	2.5	66t	11/72	74.9
Matthews	129	84	694	65.1	5.38	5	3.9	6	4.7	34t	6/48	72.3
Booker	2	1	34	50.0	17.00	1	50.0	0	0.0	34t	0/0	135.4
Johnson	1	1	18	100.0	18.00	0	0.0	0	0.0	18	0/0	118.8
Maynard	1	1	27	100.0	27.00	1	100.0	0	0.0	27t	0/0	158.3
BEARS	528	315	3072	59.7	5.82	20	3.8	16	3.0	66t	17/120	76.0
OPPONENTS	602	355	3959	59.0	6.58	12	2.0	20	3.3	60t	48/294	71.4

USUAL STARTERS															
Offense						Defense						Team Stats			
WR.....	Dez White	RE.....	Phillip Daniels	Bears			avg			rank					
LT.....	Blake Brockmeyer	RT.....	Keith Traylor	Total Yards.....			4694.....			26t					
LG.....	Rex Tucker	LT.....	Ted Washington	Rushing Yards.....			1742.....			108.9.....			17		
C.....	Olin Kreutz	LE.....	Bryan Robinson	Passing Yards.....			2952.....			184.5.....			24		
RG.....	Chris Villarrrial	WLB.....	Warrick Holdman	Points Scored.....			338.....			21.1.....			11		
RT.....	James Williams	MLB.....	Brian Uriacher	Opp			avg			rank					
TE.....	Fred Baxter	SLB.....	Rosevelt Colvin	Total Yards.....			4978.....			311.1.....			15		
FB.....	Marty Booker	RCB.....	R.W. McQuarters	Rushing Yards.....			1313.....			82.1.....			2		
QB.....	Jim Miller	LCB.....	Walt Harris	Passing Yards.....			3665.....			229.1.....			29		
RB.....	Anthony Thomas	SS.....	Tony Parrish	Points Scored.....			203.....			12.7.....			1		
FB.....	Daimon Shelton	FS.....	Mike Brown												

HISTORY

2002 CHICAGO BEARS STATISTICS

Record: 4-12, .250

3rd Place, NFC North

Head Coach: Dick Jauron

Date	W/L	Time	Opponent	Score
09/08	W	27-23	MINNESOTA	63,226
09/15	W	14-13	at Atlanta	68,081
09/22	L	23-29	NEW ORLEANS	63,216
09/29	L	27-33	ot at Buffalo	72,780
10/07	L	21-34	GREEN BAY	63,226
10/20	L	20-23	ot at Detroit	60,421
10/27	L	7-25	at Minnesota	64,122
11/03	L	13-19	PHILADELPHIA	54,049
11/10	L	30-33	NEW ENGLAND	63,105
11/18	L	16-21	at St. Louis	66,250
12/04	W	20-17	ot DETROIT	62,375
12/01	L	20-30	at Green Bay	64,196
12/09	L	9-27	at Miami	73,609
12/15	W	20-13	NY JETS	62,226
12/22	L	14-24	at Carolina	72,602
12/29	L	0-15	TAMPA BAY	55,832

	Bears	Opp
TOTAL FIRST DOWNS	260	328
Rushing	79	110
Passing	156	185
Penalty	25	33
3rd Down: Made/Att	71/210	85/230
3rd Down Pct.	33.8	37.0
4th Down: Made/Att	10/21	9/15
4th Down Pct.	47.6	60.0
POSSESSION AVG.	27:42	32:18
TOTAL NET YARDS	4395	5606
Avg. Per Game	274.7	350.4
Total Plays	969	1086
Avg. Per Play	4.5	5.2
NET YARDS RUSHING	1344	2076
Avg. Per Game	84.0	129.8
Total Rushes	382	504
NET YARDS PASSING	3051	3530
Avg. Per Game	190.7	220.6
Sacked/Yards Lost	44/265	35/252
Gross Yards	3316	3782
Att./Comp.	543/310	547/335
Completion Pct.	57.1	61.2
Had Intercepted	18	9
PUNTS/AVERAGE	87/42.3	78/41.8
NET PUNTING AVG.	87/37.4	78/34.1
PENALTIES/YARDS	95/864	115/935
FUMBLES/BALL LOST	29/17	35/19
TOUCHDOWNS	31	38
Rushing	8	13
Passing	22	24
Returns	1	1

PASSING	Att	Cmp	Yds	Cmp%	Yd/Att	TD	TD%	Int	Int%	Lg	Sack/Lost	Rating
Miller	314	180	1944	57.3	6.19	13	4.1	9	2.9	54	16/101	77.5
Chandler	161	103	1023	64.0	6.35	4	2.5	4	2.5	76t	23/144	79.8
Burriss	51	18	207	35.3	4.06	3	5.9	5	9.8	45t	4/20	28.4
Sauter	9	6	59	66.7	6.56	0	0.0	0	0.0	31	0/0	85.0
Booker	5	1	44	20.0	8.80	1	20.0	0	0.0	44t	0/0	103.3
Johnson	1	1	27	100.0	27.0	0	0.0	0	0.0	27	1/0	118.8
Maynard	1	1	12	100.0	12.0	1	100.0	0	0.0	12t	0/0	156.3
Urlacher	1	0	0	0.0	0.00	0	0.0	0	0.0	0	0/0	39.6
BEARS	543	310	3316	57.1	6.11	22	4.1	18	3.3	76t	44/265	74.8
OPPONENTS	547	335	3782	61.2	6.91	24	4.4	9	1.6	85t	35/252	89.7

USUAL STARTERS				RANKINGS					
Offense		Defense		Bears		Avg		Rank	
WR.....	Dez White	RE.....	Alex Brown	Total Yards.....	4395	274.7	32
LT.....	Mike Gandy	RT.....	Keith Traylor	Rushing Yards.....	1344	84.0	29
LG.....	Kevin Dogins	LT.....	Bryan Robinson	Passing Yards.....	3051	190.7	24
C.....	Olin Kreutz	LE.....	Phillip Daniels	Points Scored.....	281	17.6	27
RG.....	Chris Villarrial	WLB.....	Bobbie Howard						
RT.....	James Williams	MLB.....	Brian Urlacher	Opp	Avg	Rank			
TE.....	John Davis	SLB.....	Rosevelt Colvin	Total Yards.....	5606	350.4	25
WR.....	Marty Booker	RCB.....	Jerry Azumah	Rushing Yards.....	2076	129.8	26
QB.....	Jim Miller	LCB.....	R.W. McQuarters	Passing Yards.....	3530	220.6	24
RB.....	Anthony Thomas	SS.....	Mike Green	Points Scored.....	379	23.7	25
FB.....	Daimon Shelton	FS.....	Mike Brown						

Score by Period	1	2	3	4	OT	Tot
BEARS	45	93	61	79	3	281
OPPONENTS	41	148	92	89	9	379

SCORING	TDs:	Ru-Pa-	R	K-PAT	FG	S	Pts	
Edinger	0	0	0	0	29/29	22/28	0	95
Booker	6	0	6	0	0	0	0	36
Thomas	6	6	0	0	0	0	0	36
White	4	0	4	0	0	0	0	24
Davis	3	0	3	0	0	0	0	18
M. Robinson	3	0	3	0	0	0	0	18
Terrell	3	0	3	0	0	0	0	18
Lyman	2	0	2	0	0	0	0	12
M. Brown	1	0	1	0	0	0	0	6
Johnson	1	1	0	0	0	0	0	6
Peterson	1	1	0	0	0	0	0	6
Pritchett	1	0	1	0	0	0	0	6
BEARS	31	8	22	1	29/29	22/28	0	281
OPPONENTS	38	13	24	1	34/34	37/44	1	379

2-Pt. Conversions: TEAM 0-2, OPPONENTS: 2-3.

RUSHING	No	Yds	Avg	Lg	TD
Thomas	214	721	3.4	34	6
L. Johnson	103	329	3.2	23	1
Burriss	15	104	6.9	17	0
Peterson	19	101	5.3	14	1
Chandler	10	32	3.2	14	0
Maynard	1	20	20.0	20	0
Miller	13	11	0.8	5	0
White	3	11	3.7	21	0
Sauter	2	8	4.0	7	0
Merritt	1	5	5.0	5	0
Pritchett	1	2	2.0	2	0
BEARS	382	1344	3.5	34	8
OPPONENTS	504	2076	4.1	63t	13

RECEIVING	No	Yds	Avg	Lg	TD
Booker	97	1189	12.3	54	6
White	51	656	12.9	76t	4
Thomas	24	163	6.8	19	0
M. Robinson	21	244	11.6	45t	3
Davis	20	193	9.7	37	3
Pritchett	19	165	8.7	24	1
L. Johnson	16	125	7.8	31	0
Lyman	14	121	8.6	21	2
Merritt	14	100	7.1	25	0
Giimore	10	130	13.0	30	0
Terrell	9	127	14.1	52	3
Shelton	7	34	4.9	8	0
Baxter	5	51	10.2	22	0
Peterson	3	18	6.0	16	0
BEARS	310	3316	10.7	76t	22
OPPONENTS	335	3782	11.3	85t	24

PUNTING	No	Yds	Avg	Net	TB	In	Lg	B
Maynard	87	3679	42.3	37.4	2	26	75	0
BEARS	87	3679	42.3	37.4	2	26	75	0
OPPONENTS	78	3260	41.8	34.1	12	24	67	1

INTS	No	Yds	Avg	Lg	TD
M. Brown	3	16	5.3	16	0
Austin	2	0	0.0	0	0
Moore	1	35	35.0	35	0
McQuarters	1	33	33.0	33	0
Howard	1	9	9.0	9	0
Urlacher	1	0	0.0	0	0
Azumah	0	18	---	18	0
BEARS	9	111	12.3	35	0
OPPONENTS	18	258	14.3	72t	1

KO RETURNS	No	Yds	Avg	Lg	TD
Merritt	45	1029	22.9	63	0
L. Johnson	21	418	19.9	35	0
Abdullah	9	182	20.2	35	0
Sutherland	3	49	16.3	18	0
Peterson	2	37	18.5	21	0
White	2	47	23.5	27	0
Shelton	1	0	0.0	0	0
BEARS	83	1762	21.2	63	0
OPPONENTS	61	1361	22.3	67	0

PUNT RET.	Ret	FC	Yds	Avg	Lg	TD
L. Johnson	28	10	288	10.3	30	0
Merritt	10	2	71	7.1	18	0
BEARS	38	12	359	9.4	30	0
OPPONENTS	46	19	386	8.4	57	0

FGs	1-19	20-29	30-39	40-49	50+
Edinger	0/0	4/4	5/6	8/10	5/8
BEARS	0/0	4/4	5/6	8/10	5/8
OPPONENTS	0/0	17/18	11/13	8/9	1/4
Edinger:(49G,49G,43N)(50N)(31G,25G,58N,25G)(46G,24G)() (53G,42G)(30G,53G)(39G,40G,32G)(37G,48G,50G)(35N,22G,40G)(52N)(52G)(53G,48G)(48B)()					
OPPONENTS: (30G,22G,42G)(50N,37G,27G,45N)() (48G,49G,39B)(49G,28B,36N,35G,50N)(55N,30G,24G,48G)(44G,24G,24G)(23G,36G,27G,22G)(57G,31G,42G,25G)(0)(22G)(21G,31G,27G)(23G,29G)(42G, 28G)(25G)(30G,32G,33G,26G,33G)					

DEFENSE (Top 10)	T	S	A	FR	FF	PD	Sa	Int
Urlacher	214	159	55	19	2	2	4.5	1
Green	138	89	49	5	0	2	1.0	0
M. Brown	111	71	40	2	1	2	0.0	0
Azumah	92	73	19	2	0	2	1.0	0
Colvin	72	58	14	8	3	1	10.5	0
Caldwell	69	49	20	1	0	1	3.0	0
Daniels	64	40	24	3	0	1	5.5	0
Howard	57	43	14	2	0	0	0.5	1
McQuarters	51	38	13	1	0	1	0.0	1
A. Brown	49	32	17	3	3	3	2.5	0
SACKS: Colvin 10.5, Daniels 5.5, Urlacher 4.5, Caldwell 3.0, A. Brown 2.5, Boone 1.5, Knight 1.5, Azumah 1.0, Green 1.0, B. Robinson 1.0, Traylor 1.0, Howard 0.5, Tafoya 0.5								
TEAM 35.0, OPPONENTS 44.0								

2003 CHICAGO BEARS STATISTICS

Record: 7-9, .438
3rd Place, NFC North
Head Coach: Dick Jauron

Date	Time	Location	Score
09/07	L 7-49	at San Francisco	67.554
09/14	L 13-24	at Minnesota	64.144
09/29	L 23-38	GREEN BAY	61.500
10/05	W 24-21	OAKLAND	61.099
10/12	L 13-20	at New Orleans	68.390
10/19	L 17-24	at Seattle	65.671
10/26	W 24-16	DETROIT	61.428
11/02	W 20-7	SAN DIEGO	61.500
11/09	L 10-12	at Detroit	61.492
11/16	L 21-23	ST. LOUIS	61.820
11/23	W 19-10	at Denver	75.540
11/30	W 28-3	ARIZONA	61.550
12/07	L 21-34	at Green Bay	70.458
12/14	W 13-10	MINNESOTA	61.804
12/21	W 27-24	WASHINGTON	61.719
12/28	L 3-31	at Kansas City	78.413

Score by Period	1	2	3	4	OT	Tot
BEARS	46	76	53	108	0	283
OPPONENTS	69	109	50	118	0	346

SCORING	TDs	Ru-Pa	R	K-PAT	FG	S	Pts	
Edinger	0	0	0	0	27/27	26/36	0	105
Thomas	6	6	0	0	0	0	0	36
Booker	4	0	4	0	0	0	0	24
Stewart	3	3	0	0	0	1	20	
White	3	0	3	0	0	0	18	
Azumah	2	0	2	0	0	0	12	
Clark	2	0	2	0	0	0	12	
Forsey	2	2	0	0	0	0	12	
Gage	2	0	2	0	0	0	12	
Pritchett	2	2	0	0	0	0	12	
Briggs	1	0	0	1	0	0	6	
McQuarters	1	0	0	1	0	0	6	
Terrell	1	0	1	0	0	0	6	
Chandler	0	0	0	0	0	1	2	
BEARS	29	13	12	4	27/27	26/36	2	283
OPPONENTS	36	13	20	3	31/33	31/38	3	346

2-Pt. Conv: Chandler: 2-2. OPPONENTS: 3-3.

PUNTING	No	Yds	Avg	Net	TB	In	Lg	B
Maynard	79	3258	41.2	34.6	9	23	53	2
BEARS	81	3258	40.2	34.6	9	23	53	2
OPPONENTS	76	3073	40.4	33.3	4	21	62	0

INTS	No	Yds	Avg	Lg	TD
Azumah	4	44	11.0	25	0
Tillman	4	27	6.8	32	0
McQuarters	2	72	36.0	43	0
M. Brown	2	0	0.0	0	0
Briggs	1	45	45.0	45t	1
Green	1	3	3.0	3	0
A. Brown	1	0	0.0	0	0
BEARS	15	191	12.7	45t	1
OPPONENTS	20	390	19.5	90t	2

KO RETURNS	No	Yds	Avg	Lg	TD
Azumah	41	1191	29.0	89t	2
Merritt	20	405	20.3	35	0
Abdullah	5	62	12.4	17	0
Tafoya	4	55	13.8	19	0
Gilmore	3	25	8.3	11	0
BEARS	73	1738	23.8	89t	2
OPPONENTS	64	1367	21.4	96t	1

PUNT RET.	Ret	FC	Yds	Avg	Lg	TD
McQuarters	37	12	452	12.2	60t	1
Wade	2	1	9	4.5	10	0
BEARS	39	13	461	11.8	60t	1
OPPONENTS	36	13	277	7.7	35	0

FGs	1-9	20-29	30-39	40-49	50+
Edinger	1/1	4/4	9/13	9/14	3/4
BEARS	1/1	4/4	9/13	9/14	3/4
OPPONENTS	0/0	12/12	12/14	6/9	1/3

Edinger: () (42G, 43G) (31G, 38G, 41G) (35G, 50G, 48G) (28G, 31G) (50G, 35G, 40G) (37G, 32B) (38G, 22G) (43G, 48B, 41N) (34N) (33G, 23G, 54G, 47G) (44N, 43N) () (38G, 22G, 46N) (19G, 30N, 33N, 45G) (52N, 48G)

OPPONENTS: (22G, 29G, 28G, 24G, 26G) (23G, 53N) (34G) (36G, 39G, 32G, 33G, 47B, 49G) (38N, 50G, 30G) (50N, 45G) () (46N) (24G, 25G, 30G, 48G) (41G, 44G, 31G) (40N) (32G) (24G, 38G, 35G, 45G) (22G) (27G, 31N) (38G)

DEFENSE	(Top 10)	T	S	A	FF	FR	PD	Sa	Int
Urlacher	153	112	41	0	0	3	2.5	0	4
Azumah	90	65	25	0	0	10	1.0	4	4
Tillman	89	64	25	1	0	14	1.0	4	4
Briggs	81	62	19	0	0	5	0.0	1	4
M. Brown	81	57	24	0	0	6	0.0	2	4
A. Brown	79	61	18	2	1	4	5.5	1	4
Holdman	79	56	23	1	0	0	0.0	0	4
Daniels	64	46	18	1	0	4	2.5	0	4
Gray	62	42	20	0	1	6	1.0	0	4
Green	48	31	17	0	0	3	0.5	1	4

SACKS: A. Brown 5.5, Daniels 2.5, Urlacher 2.5, Haynes 2.0, Azumah 1.0, Boone 1.0, Gray 1.0, Robinson 1.0, Tillman 1.0, Green 0.5

TEAM: 18.0, **OPPONENTS:** 43.0

	Bears	Opp.
TOTAL FIRST DOWNS	264	289
Rushing	104	104
Passing	143	156
Penalty	17	29
3rd Down: Made/Att	77/228	84/213
3rd Down Pct.	33.8	39.4
4th Down: Made/Att	15/23	6/15
4th Down Pct.	65.2	40.0
POSSESSION AVG.	29.39	30.21
TOTAL NET YARDS	4380	4947
Avg. Per Game	273.8	309.2
Total Plays	1001	992
Avg. Per Play	4.4	5.0
NET YARDS RUSHING	1763	1865
Avg. Per Game	110.2	116.6
Total Rushes	443	449
NET YARDS PASSING	2617	3082
Avg. Per Game	163.6	192.6
Sacked/Yards Lost	43/288	18/105
Gross Yards	2905	3187
Att./Comp.	515/271	525/326
Completion Pct.	52.6	62.1
Had Intercepted	20	15
PUNTS/AVERAGE	81/40.2	76/40.4
NET PUNTING AVG.	81/34.6	76/33.3
PENALTIES/YARDS	92/806	93/746
FUMBLES/BALL LOST	25/9	19/5
TOUCHDOWNS	29	36
Rushing	13	13
Passing	12	20
Returns	4	3

RUSHING	No	Yds	Avg	Lg	TD
Thomas	244	1024	4.2	67t	6
Stewart	59	290	4.9	25	3
Forsey	50	191	3.8	17	2
Peterson	22	70	3.2	10	0
Pritchett	21	93	4.4	18	2
Abdullah	18	37	2.1	10	0
Chandler	14	35	2.5	11	0
Wade	5	14	2.8	6	0
White	2	13	6.5	12	0
Terrell	1	4	4.0	4	0
Maynard	1	0	0.0	0	0
Grossman	3	-1	-0.3	0	0
Booker	3	-7	-2.3	1	0
BEARS	443	1763	4.0	67t	13
OPPONENTS	449	1865	4.2	60t	13

RECEIVING	No	Yds	Avg	Lg	TD
Booker	52	715	13.8	61t	4
White	49	583	11.9	49	3
Clark	44	433	9.8	31	2
Terrell	43	361	8.4	35	1
Pritchett	18	83	4.6	20	0
Gage	17	338	19.9	57	2
Wade	12	137	11.4	24	0
Lyman	11	80	7.3	12	0
Thomas	9	36	4.0	9	0
Abdullah	8	55	6.9	17	0
Merritt	3	50	16.7	25	0
Forsey	3	37	12.3	22	0
Peterson	1	5	5.0	5	0
Kreutz	1	-8	-8.0	-8	0
BEARS	271	2905	10.7	61t	12
OPPONENTS	326	3187	9.8	51	20

USUAL STARTERS	
Offense	Defense
WR.....Dez White	RE.....Alex Brown
LT.....Mike Gandy	RT.....Bryan Robinson
LG.....Steve Edwards	LT.....Keith Traylor
C.....Olin Kreutz	LE.....Phillip Daniels
RG.....Chris Villarrial	WLB.....Warrick Holdman
RT.....Aaron Gibson	MLB.....Brian Urlacher
TE.....Desmond Clark	LB.....Lance Briggs
WR.....Marty Booker	RCB.....Jerry Azumah
QB.....Kordell Stewart	LCB.....Charles Tillman
RB.....Anthony Thomas	SS.....Bobby Gray
FB.....Stanley Pritchett	FS.....Mike Brown

RANKINGS	
Team Stats	Bears Avg Rank
Total Yards	4380 273.8 28
Rushing Yards	1763 110.2 18
Passing Yards	2617 163.6 30
Points Scored	283 17.7 23

Opp Avg Rank	
Total Yards	4947 309.2 14
Rushing Yards	1865 116.6 16
Passing Yards	3082 192.6 13
Points Scored	346 18.1 15

HISTORY

2004 CHICAGO BEARS STATISTICS

Record: 5-11, 312

4th Place, NFC North

Head Coach: Lovie Smith

09/12	L	16-20	DETROIT	61,535
09/19	W	21-17	at Green Bay	70,688
09/26	L	22-27	at Minnesota	64,163
10/03	L	9-19	PHILADELPHIA	61,894
10/17	L	10-13	WASHINGTON	61,945
10/24	L	7-19	at Tampa Bay	65,550
10/31	W	23-13	SAN FRANCISCO	62,054
11/07	W	28-21	at NY Giants	78,786
11/14	W	19-17	ot at Tennessee	68,932
11/21	L	10-41	INDIANAPOLIS	61,908
11/25	L	7-21	at Dallas	64,026
12/05	W	24-14	MINNESOTA	62,051
12/12	L	3-22	at Jacksonville	67,572
12/19	L	5-24	HOUSTON	62,122
12/26	L	13-19	at Detroit	61,924
01/02	L	14-31	GREEN BAY	62,197

Bears		Opp	
TOTAL FIRST DOWNS	230	302	
Rushing	84	109	
Passing	121	165	
Penalty	25	28	
3rd Down: Made/Att	56/223	67/220	
3rd Down Pct.	25.1	30.5	
4th Down: Made/Att	6/19	4/15	
4th Down Pct.	31.6	26.7	
POSESSION AVG.	28.20	31.40	
TOTAL NET YARDS	3816	5390	
Avg. Per Game	238.5	336.9	
Total Plays	967	1046	
Avg. Per Play	3.9	5.2	
NET YARDS RUSHING	1624	2050	
Avg. Per Game	101.5	128.1	
Total Rushes	430	496	
NET YARDS PASSING	2192	3340	
Avg. Per Game	137.0	208.8	
Sacked/Yards Lost	66/449	35/173	
Gross Yards	2641	3513	
Att./Comp.	471/249	515/287	
Completion Pct.	52.9	55.7	
Had Intercepted	16	17	
PUNTS/AVERAGE	110/42.6	92/40.4	
NET PUNTING AVG.	110/38.3	92/32.0	
PENALTIES/YARDS	124/956	120/914	
FUMBLES/BALL LOST	35/21	21/12	
TOUCHDOWNS	26	31	
Rushing	10	9	
Passing	9	23	
Returns	7	4	

PASSING	Att	Cmp	Yds	Cmp%	Yd/Att	TD	OPP	Int	Int%	Lg	Sack/Lost	Rating
Hutchinson	161	92	903	57.1	5.61	4	2.5	3	1.9	63	23/160	73.6
Krenzel	127	59	718	46.5	5.65	3	2.4	6	4.7	49t	23/158	52.5
Quinn	98	51	413	52.0	4.21	1	1.0	3	3.1	32	15/109	53.7
Grossman	84	47	607	56.0	7.23	1	1.2	3	3.6	40	5/22	67.9
Edinger	1	0	0	0.0	0.00	0	0.0	0	0.0	0	0/0	39.6
BEARS	471	249	2641	52.9	5.61	9	1.9	16	3.4	63	66/449	61.7
OPPONENTS	515	287	3513	55.7	6.82	23	4.5	17	3.3	69	35/173	78.1

Score by Period	1	2	3	4	OT	Tot
BEARS	34	80	36	79	2	231
OPPONENTS	78	117	50	86	0	331

SCORING	TDs: Ru-Pa-R	K-PAT	FG	S	Pts		
Edinger	0	0	0	22/22	15/24	0	105
T. Jones	7	7	0	0	0	0	42
Berrian	2	0	2	0	0	0	12
B. Johnson	2	0	2	0	0	0	12
McKie	2	0	2	0	0	0	12
McQuarters	2	0	2	0	0	0	12
Thomas	2	2	0	0	0	0	12
Azumah	1	0	1	0	0	0	6
Briggs	1	0	1	0	0	0	6
M. Brown	1	0	1	0	0	0	6
Clark	1	0	1	0	0	0	6
Grossman	1	1	0	0	0	0	6
Haynes	1	0	1	0	0	0	6
Lyman	1	0	1	0	0	0	6
Terrell	1	0	1	0	0	0	6
Vasher	1	0	1	0	0	0	6
Krenzel	0	0	0	0	0	2	2
Ogunleye	0	0	0	0	0	1	2
BEARS	26	10	9	22/22	15/24	3	231
OPPONENTS	36	9	23	4	35/35	26	331

2-Pt. Conversions: Krenzel, TEAM 1-4.
OPPONENTS: 0-1.

RUSHING	No	Yds	Avg	Lg	TD
T. Jones	240	948	4.0	54	7
Thomas	122	404	3.3	41t	2
Wade	12	76	6.3	14	0
Grossman	11	48	4.4	8	1
Krenzel	18	41	2.3	12	0
Quinn	3	35	11.7	23	0
Berrian	8	28	3.5	25	0
Peterson	6	19	3.2	13	0
Hutchinson	6	14	2.3	11	0
Terrell	3	10	3.3	20	0
McKie	1	1	1.0	1	0
BEARS	430	1624	3.8	54	10
OPPONENTS	496	2050	4.1	40	9

RECEIVING	No	Yds	Avg	Lg	TD
T. Jones	56	427	7.6	45	0
Terrell	42	699	16.6	63	1
Wade	42	481	11.5	40	0
Clark	24	282	11.8	31	1
Thomas	17	132	7.8	30	0
Berrian	15	225	15.0	49t	2
B. Johnson	14	55	3.9	14	2
McKie	13	70	5.4	15t	2
Gage	12	156	13.0	32	0
Lyman	11	73	6.6	13	1
Peterson	2	30	15.0	30	0
Gilmore	1	11	11.0	11	0
BEARS	249	2641	10.6	63	9
OPPONENTS	287	3513	12.2	69	23

PUNTING	No	Yds	Avg	Net	TB	In	Lg	B
Maynard	108	4638	42.9	38.7	5	34	58	0
Edinger	2	53	26.5	18.0	0	1	30	0
BEARS	110	4691	42.6	38.3	5	35	58	0
OPPONENTS	92	3713	40.4	32.0	13	18	57	0

INTS	No	Yds	Avg	Lg	TD
Vasher	5	177	35.4	71t	1
Azumah	4	128	32.0	70t	1
McQuarters	2	85	42.5	45t	1
Green	2	0	0.0	0	0
Haynes	1	45	45.0	45t	1
Urlacher	1	42	42.0	42	0
Briggs	1	38	38.0	38t	1
Gray	1	31	31.0	31	0
BEARS	17	546	32.1	71t	5
OPPONENTS	16	222	13.9	45	1

KO RETURNS	No	Yds	Avg	Lg	TD
Azumah	42	924	22.0	73	0
Berrian	17	385	22.6	41	0
D. Jones	6	112	18.7	23	0
McKie	3	65	21.7	25	0
Peterson	3	57	19.0	22	0
McQuarters	2	46	23.0	37	0
B. Johnson	1	18	18.0	18	0
BEARS	74	1607	21.7	73	0
OPPONENTS	54	1160	21.5	43	0

PUNT RET.	Ret	FC	Yds	Avg	Lg	TD
McQuarters	44	13	435	9.9	75t	1
Berrian	2	2	10	5.0	12	0
Gage	0	0	56	--	56	0
Gray	0	0	0	--	9	0
BEARS	46	15	510	11.1	75t	1
OPPONENTS	57	21	380	6.7	29	0

FGs	1-19	20-29	30-39	40-49	50+
Edinger	0/0	6/7	2/5	4/7	3/5
BEARS	0/0	6/7	2/5	4/7	3/5
OPPONENTS	0/0	11/11	6/8	7/11	2/6
Edinger:	(27B)(45N)	(34G,23G,39N,32G)(25G)(46G)0	(52G,45G,53N,27G)(22G,21G)(39N,29G)(51G)(48N)	(53G,52N)(47N,42G)(39N,43G)0	
OPPONENTS:	(27G,21G)(25G,45N)(46N,42G,24G)	(51G,42G,42G,40G,39N,45N)(41G,26G)(22G,22G)	(48G,51G,50N)0(58N,33G,52B)(34G,20G)(52N)(38N)	(30G,25G)(42N,20G)(31G,39G,34G,40G)(20G)	

DEFENSE	(Top 10)	T	S	A	FF	FR	PD	Sa	Int
Briggs	168	112	56	0	5	0	5	0.5	1
Green	132	84	48	1	4	11	1.5	2	2
Urlacher	105	57	48	2	0	3	5.5	1	0
Hillennmeyer	90	50	40	1	1	1	2.5	0	0
McQuarters	80	59	21	0	1	8	2.0	2	0
Scott	77	41	36	1	1	2	2.0	0	0
A. Brown	73	43	30	2	1	4	6.0	0	0
T. Johnson	72	53	19	0	1	4	0.0	0	0
Harris	58	33	25	1	0	0	3.5	0	0
Azumah	56	45	11	3	0	7	1.5	4	0
SACKS:	A. Brown 6.0, Urlacher 5.5, Ogunleye 5.0, Harris 3.5, Boone, 2.5, Hillennmeyer 2.5, Haynes 2.0, Scott 2.0, Azumah 1.5, Green 1.5, Idonije 1.5, Worrell 1.0, Briggs 0.5, Ta Johnson 0.5								
TEAM:	35.0, OPPONENTS: 66.0								

USUAL STARTERS	
Offense	Defense
WR.....David Terrell	RE.....Alex Brown
LT.....Qasim Mitchell	RT.....Ian Scott
LG.....Ruben Brown	LT.....Tommie Harris
C.....Olin Kreutz	LE.....Adewale Ogunleye
RG.....Steve Edwards	WLB.....Lance Briggs
RT.....John Tait	MLB.....Brian Urlacher
TE.....Desmond Clark	SLB.....Hunter Hillennmeyer
WR.....Bobby Wade	RCB.....Jerry Azumah
QB.....Chad Hutchinson	LCB.....Charles Tillman
RB.....Thomas Jones	SS.....Mike Green
FB.....Bryan Johnson	FS.....Todd Johnson

RANKINGS			
Team Stats	Bears	Avg	Rank
Total Yards	3816	238.5	32
Rushing Yards	1624	101.5	125
Passing Yards	2192	137.0	32
Points Scored	231	14.4	32
Opp	Avg	Rank	
Total Yards	5390	336.9	21
Rushing Yards	2050	128.1	25
Passing Yards	3340	208.8	15
Points Scored	331	20.7	13

HISTORY

2005 CHICAGO BEARS STATISTICS

Record: 11-5, 688
1st Place, NFC North
Head Coach: Lovie Smith

09/11	L	7-9	at Washington	67,554
09/18	W	38-6	DETROIT	64,144
09/25	L	7-24	CINCINNATI	61,500
10/09	L	10-20	at Cleveland	61,099
10/16	W	28-3	MINNESOTA	68,390
10/23	W	10-6	BALTIMORE	65,671
10/30	W	19-13	at Detroit	61,428
11/06	W	20-17	at New Orleans	61,500
11/13	W	17-9	SAN FRANCISCO	61,492
11/20	W	13-3	CAROLINA	61,820
11/27	W	13-10	at Tampa Bay	75,540
12/04	W	19-7	GREEN BAY	61,550
12/11	L	9-21	at Pittsburgh	70,458
12/18	W	16-3	ATLANTA	61,804
12/25	W	24-17	at Green Bay	61,719
01/01	L	10-34	at Minnesota	78,413
PLAYOFFS				
01/15	L	21-29	CAROLINA	62,209

Bears		Opp
TOTAL FIRST DOWNS 233 259		
Rushing	99	83
Passing	111	153
Penalty	23	23
3rd Down: Made/Att	62/215	76/238
3rd Down Pct.	28.8	31.9
4th Down: Made/Att	7/16	6/20
4th Down Pct.	43.8	30.0
POSSESSION AVG. 28:41 31:19		
TOTAL NET YARDS 4101 4509		
Avg. Per Game	256.3	281.8
Total Plays	937	1034
Avg. Per Play	4.4	4.4
NET YARDS RUSHING 2099 1637		
Avg. Per Game	131.2	102.3
Total Rushes	488	443
NET YARDS PASSING 2002 2872		
Avg. Per Game	125.1	179.5
Sacked/Yards Lost	31/199	41/275
Gross Yards	2201	3147
Att./Comp.	418/219	550/313
Completion Pct.	52.4	56.9
Had Intercepted	15	24
PUNTS/AVERAGE 98/40.5 97/41.1		
NET PUNTING AVG. 98/35.0 97/35.1		
PENALTIES/YARDS 105/850 118/1016		
FUMBLE/BALL LOST 32/13 26/10		
TOUCHDOWNS 28 20		
Rushing	11	9
Passing	11	10
Returns	6	1

PASSING	Att	Cmp	Yds	Cmp%	Yd/Att	TD	TD%	Int	Int%	Lg	Sack/Lost	Rating
Orton	368	190	1869	51.6	5.08	9	2.4	13	3.5	54	30/190	59.7
Grossman	39	20	259	51.3	6.64	1	2.6	2	5.1	54	1/9	59.7
Blake	9	8	55	88.9	6.11	1	11.1	0	0.0	17	0/0	129.2
Maynard	2	1	18	50.0	9.00	0	0.0	0	0.0	18	0/0	81.3
BEARS	418	219	2201	52.4	5.27	11	2.6	15	3.6	54	31/199	61.5
OPPONENTS	550	313	3147	56.9	5.72	10	1.8	24	4.4	56	41/275	61.2

Score by Period	1	2	3	4	OT	Tot
BEARS	54	82	54	64	6	260
OPPONENTS	35	69	34	64	0	202

SCORING	TDs	Ru-Pa	R	K-PAT	FG	S	Pts	
Gould	0	0	0	0	19/20	21/27	0	84
Jones	9	9	0	0	0	0	54	
Muhammad	4	0	4	0	0	0	24	
Clark	2	0	2	0	0	0	12	
M. Edwards	2	0	2	0	0	0	12	
Gage	2	0	2	0	0	0	12	
Peterson	2	2	0	0	0	0	12	
Vasher	2	0	2	0	0	0	12	
Brien	0	0	0	0	7/7	1/4	0	10
Briggs	1	0	0	1	0	0	6	
M. Brown	1	0	0	1	0	0	6	
Gilmore	1	0	1	0	0	0	6	
Tillman	1	0	1	0	0	0	6	
Wade	1	0	0	1	0	0	6	
BEARS	28	11	11	6	26/27	22/31	0	260
OPPONENTS	20	9	10	1	19/20	21/29	0	202

2-Pt. Conversions: TEAM: 0-0, OPPONENTS: 0-0.

RUSHING	No	Yds	Avg	Lg	TD
Jones	314	1335	4.3	42	9
Peterson	76	391	5.1	36	2
Benson	67	272	4.1	36	0
Orton	24	44	1.8	15	0
Berrian	2	31	15.5	37	0
Mckie	3	22	7.3	13	0
B. Johnson	1	5	5.0	5	0
Blake	1	-1	-1.0	-1	0
BEARS	488	2099	4.3	42	11
OPPONENTS	443	1637	3.7	61t	9

RECEIVING	No	Yds	Avg	Lg	TD
Muhammad	64	750	11.7	33	4
Gage	31	346	11.2	25	2
Jones	26	143	5.5	41	0
Clark	24	229	9.5	31	2
Bradley	18	230	12.8	54	0
Berrian	13	246	18.9	54	0
Wade	10	80	8.0	17	0
M. Edwards	10	66	6.6	13	2
Peterson	7	48	6.9	18	0
B. Johnson	5	15	3.0	7	0
Mckie	4	15	3.8	11	0
Reid	3	20	6.7	10	0
Berlin	2	9	4.5	9	0
Benson	1	3	3.0	3	0
Gilmore	1	1	1.0	1t	1
BEARS	219	2201	10.1	54	11
OPPONENTS	313	3147	10.1	56	10

PUNTING	No	Yds	Avg	Net	TB	In	Lg	B
Maynard	96	3937	41.0	35.3	11	24	63	1
Gould	1	28	28.0	9.0	0	0	28	0
BEARS	98	3965	40.5	35.0	11	24	63	1
OPPONENTS	97	3982	41.1	35.1	8	27	59	0

INTS	No	Yds	Avg	Lg	TD
Vasher	8	145	18.1	46	1
Tillman	5	172	34.4	95	1
M. Brown	3	116	38.7	72	1
C. Harris	3	44	14.7	44	0
Briggs	2	30	15.0	20	1
Green	1	14	14.0	14	0
Scott	1	3	3.0	3	0
Hillenmeyer	1	0	0.0	0	0
BEARS	24	524	21.8	95	4
OPPONENTS	15	66	4.4	25	0

KO RETURNS	No	Yds	Avg	Lg	TD
Azumah	32	705	22.0	40	0
Davis	11	251	22.8	34	0
Bradley	4	70	17.5	23	0
Mckie	3	29	9.7	17	0
Peterson	2	32	16.0	19	0
Gilmore	1	5	5.0	5	0
Idonije	1	0	0.0	0	0
Vasher	1	0	0.0	0	0
BEARS	55	1092	19.9	40	0
OPPONENTS	63	1255	19.9	45	0

PUNT RET.	Ret	FC	Yds	Avg	Lg	TD
Wade	33	9	317	9.6	73t	1
Berrian	8	3	69	8.6	24	0
Davis	5	1	31	6.2	21	0
BEARS	46	13	417	9.1	73t	1
OPPONENTS	39	13	312	8.0	85t	1

FGs	1-19	20-29	30-39	40-49	50+
Gould	0/0	9/9	9/10	3/8	0/0
Brien	0/0	0/0	0/2	1/2	0/0
BEARS	0/0	9/9	9/12	4/10	0/0
OPPONENTS	2/2	7/8	7/10	4/6	1/3
Gould: 0(0)4(4),48N(0)(23),47N(38),20G(35),47N,28G(39),37G(33),39G(25),36G(21),40G,25G,35G,43N(29),31G(35),29G,39G,44N(45),0(2)G					
Brien: 0(4),48N,36N(39N),0(0)0(0)0(0)0(0)0(0)0(0)					
OPPONENTS: (40),43G,19G(0)(33),19G,44G(52),23G,32B(40),29G(46),32G,30G(22),30G,52N,34G,29G(46),38G(27),29N(0)(30G)(38),39N,26G(5),4G,27G					

DEFENSE (Top 10)	T	S	A	FF	FR	PD	SA	Int
Urlacher	171	101	70	1	0	7	6.0	0
Briggs	170	86	84	3	2	13	2.0	2
Tillman	104	84	20	4	0	18	1.0	5
M. Brown	89	67	22	1	0	6	1.0	3
Ogunleye	77	48	29	3	1	0	4.0	0
A. Brown	75	48	27	3	0	8	6.0	0
Hillenmeyer	71	38	33	0	0	2	1.0	1
C. Harris	70	43	27	0	1	8	1.0	3
T. Harris	59	38	21	2	2	0	3.0	0
Vasher	57	43	14	1	0	18	0.0	8
SACKS: Ogunleye 10.0, A. Brown 6.0, Urlacher 6.0, Ta. Johnson 5.0, T. Harris 3.0, Briggs 2.0, Boone 1.5, Haynes 1.5, Azumah 1.0, M. Brown 1.0, C. Harris 1.0, Hillenmeyer 1.0, Idonije 1.0, Tillman 1.0								
TEAM: 41.0, OPPONENTS: 31.0								

USUAL STARTERS

Offense	Defense
WR.....Muhsin Muhammad	RE.....Alex Brown
LT.....John Tait	RT.....Ian Scott
LG.....Ruben Brown	LT.....Tommie Harris
C.....Olin Kreutz	LE.....Adewale Ogunleye
RG.....Terrence Metcalf	WLB.....Lance Briggs
RT.....Fred Miller	MLB.....Brian Urlacher
TE.....Desmond Clark	SLB.....Hunter Hillenmeyer
WR.....Justin Gage	RCB.....Nathan Vasher
QB.....Kyle Orton	LCB.....Charles Tillman
RB.....Thomas Jones	SS.....Mike Brown
FB.....Bryan Johnson	FS.....Chris Harris

RANKINGS

Team Stats	Bears	Avg	Rank
Total Yards	4101	256.3	29
Rushing Yards	2099	131.2	8
Passing Yards	2002	125.1	31
Points Scored	260	16.3	26t
Opp			
Total Yards	Bears	Avg	Rank
Total Yards	4509	281.8	2
Rushing Yards	1637	102.3	11
Passing Yards	2872	179.5	5
Points Scored	202	12.6	1

HISTORY

2006 CHICAGO BEARS STATISTICS

Record: 13-3, .812

1st Place, NFC North

Head Coach: Lovie Smith

09/10	W	26-0	at Green Bay	70.918
09/17	W	34-7	DETROIT	62.181
09/24	W	19-16	at Minnesota	63.754
10/01	W	37-6	SEATTLE	62.225
10/08	W	40-7	BUFFALO	62.206
10/16	W	24-23	at Arizona	63.977
10/29	W	41-10	SAN FRANCISCO	62.200
11/05	L	13-31	MIAMI	62.206
11/12	W	38-20	at NY Giants	78.641
11/19	W	10-0	at NY Jets	77.632
11/26	L	13-17	at New England	68.756
12/03	W	23-13	MINNESOTA	62.221
12/11	W	42-27	at St. Louis	66.234
12/17	W	34-31	at TAMPA BAY	62.260
12/24	W	26-21	at Detroit	60.665
12/31	L	7-26	GREEN BAY	62.287

PLAYOFFS

01/14	W	27-24	at SEATTLE	62.184
01/21	W	39-14	NEW ORLEANS	61.817
02/04	L	17-29	Indianapolis	74.512

*Super Bowl XLI at Dolphin Stadium in Miami

	Bears	Opp.
TOTAL FIRST DOWNS	300	258
Rushing	103	77
Passing	161	159
Penalty	36	22
3rd Down: Made/Att	85/231	74/239
3rd Down Pct.	36.8	31.0
4th Down: Made/Att	9/13	10/16
4th Down Pct.	69.2	62.5
POSSESSION AVG.	30.34	29.26
TOTAL NET YARDS	5199	4706
Avg. Per Game	324.9	294.1
Total Plays	1024	1023
Avg. Per Play	5.0	4.6
NET YARDS RUSHING	1918	1590
Avg. Per Game	119.9	99.4
Total Rushes	503	402
NET YARDS PASSING	3281	3116
Avg. Per Game	205.1	194.8
Sacked/Yards Lost	25/165	40/272
Gross Yards	3388	3388
Att./Comp.	514/282	581/328
Completion Pct.	54.9	56.5
Had Intercepted	22	24
PUNTS/AVERAGE	77/44.2	100/43.7
NET PUNTING AVG.	77/37.6	100/35.2
PENALTIES/YARDS	112/923	132/1084
FUMBLES/BALL LOST	26/14	32/20
TOUCHDOWNS	47	29
Rushing	14	7
Passing	24	18
Returns	9	4

PASSING	Att	Cmp	Yds	Cmp%	Yd/Att	TD	Int	Int%	Lg	Sack/Lost	Rating	
Grossman	480	262	3193	54.6	6.65	23	4.8	20	4.2	62	21/142	73.9
Griese	32	18	220	56.3	6.88	1	3.1	2	6.3	75t	3/22	62.0
Jones	1	1	-4	100.0	-4.00	0	0.0	0.0	0	-4	1/1	79.2
Maynard	1	1	37	100.0	37.00	0	0.0	0.0	0.0	37	0/0	118.8
BEARS	514	282	3446	54.9	6.70	24	4.7	22	4.3	75t	25/165	73.5
OPPONENTS	581	328	3388	56.5	5.83	18	3.1	24	4.1	64t	40/272	66.5

Score by Period	1	2	3	4	OT	Tot
BEARS	73	140	101	110	3	427
OPPONENTS	47	71	48	89	0	255

SCORING	TDs	Ru-Pa	R	K-PAT	FG	S	Pts	
Gould	0	0	0	0	47/47	32/36	0	143
Benson	6	6	0	0	0	0	36	
Berrian	6	0	6	0	0	0	36	
Clark	6	0	6	0	0	0	36	
Hester	6	0	0	6	0	0	36	
Jones	6	6	0	0	0	0	36	
Muhammad	5	0	5	0	0	0	30	
Bradley	3	0	3	0	0	0	18	
Davis	2	0	2	0	0	0	12	
Gilmore	2	0	2	0	0	0	12	
Peterson	2	2	0	0	0	0	12	
M. Brown	1	0	0	1	0	0	6	
R. Manning	1	0	0	1	0	0	6	
Tillman	1	0	0	1	0	0	6	
Ta. Johnson	0	0	0	0	1	2	2	
BEARS	47	14	24	9	47/47	32/36	1	427
OPPONENTS	29	7	18	4	27/28	18/27	0	255

2-Pt. Conversions: TEAM 0-0, OPPONENTS: 0-1.

RUSHING	No	Yds	Avg	Lg	TD
Jones	296	1210	4.1	30t	6
Benson	157	647	4.1	30	6
Peterson	10	41	4.1	11	2
McKie	8	18	2.3	7	0
Berrian	2	5	2.5	5	0
Grossman	24	2	0.1	22	0
Griese	6	-5	-0.8	0	0
BEARS	503	1918	3.8	30t	14
OPPONENTS	402	1590	4.0	53	7

RECEIVING	No	Yds	Avg	Lg	TD
Muhammad	60	863	14.4	40	5
Berrian	51	775	15.2	62	6
Clark	45	626	13.9	33	6
Jones	36	154	4.3	21	0
McKie	25	162	6.5	26	0
Davis	22	303	13.8	31	2
Bradley	14	282	20.1	75t	3
Benson	8	54	6.8	22	0
Peterson	6	88	14.7	37	0
Gilmore	6	38	6.3	18	2
Gage	4	68	17.0	34	0
Reid	4	37	9.3	19	0
Grossman	1	-4	-4.0	-4	0
BEARS	282	3446	12.2	75t	24
OPPONENTS	328	3388	10.3	64t	18

PUNTING	No	Yds	Avg	Net	TB	In	Lg	B
Maynard	77	3404	44.2	37.6	7	24	65	0
BEARS	77	3404	44.2	37.6	7	24	65	0
OPPONENTS	100	4368	43.7	35.2	12	23	67	0

INTS	No	Yds	Avg	Lg	TD
R. Manning	5	113	22.6	54t	1
Tillman	5	32	6.4	13	0
Uriacher	3	38	12.7	36	0
Vasher	3	11	3.7	7	0
D. Manning	2	26	13.0	15	0
A. Brown	2	22	11.0	18	0
C. Harris	2	19	9.5	16	0
Briggs	2	18	9.0	18	0
BEARS	24	524	21.8	54t	1
OPPONENTS	22	321	14.6	55t	4

KO RETURNS	No	Yds	Avg	Lg	TD
Davis	32	753	23.5	42	0
Hester	20	528	26.4	96t	2
Peterson	3	49	16.3	25	0
D. Manning	1	20	20.0	20	0
McClover	1	9	9.0	9	0
McKie	1	11	11.0	11	0
Muhammad	1	3	3.0	3	0
BEARS	59	1373	23.3	96t	2
OPPONENTS	83	1730	20.8	35	0

PUNT RET.	Ret	FC	Yds	Avg	Lg	TD
Hester	47	12	600	12.8	84t	3
Berrian	2	0	7	3.5	7	0
Wesley	1	0	0	0.0	0	0
BEARS	50	12	607	12.1	84t	3
OPPONENTS	38	14	367	9.7	48	0

FGs	1-19	20-29	30-39	40-49	50+
Gould	0/0	6/6	14/16	12/14	0/0
BEARS	0/0	6/6	14/16	12/14	0/0
OPPONENTS	0/0	9/9	2/5	6/9	1/4

Gould:(40G,39G,28G,30G)(32G,45G)
 (41G,24G,31G,49G)(36G,20G,41G)(42G,43G,32G,41G)
 (23G)(43G,36G)(38G,38G)(49G)(20G)(45B,46G,32G)
 0(37N,49N)(38G,37N,25G)(36G,36G,39G,44G)0
OPPONENTS:(53N)(40N)(31G,26G,41G)(23G,24G)
 0(52N,41G,28G,29G,40N)(23G)(37B,20G)
 (33N,46G,40G,52N)0(52G)(23G,30G)(48N)(45G)0
 (32N,25G,46G)

DEFENSE	(Top 10)	T	S	A	FF	FR	PD	Sa	Int
Uriacher	185	93	92	1	1	8	0.0	3	
Briggs	176	117	59	4	1	9	1.0	2	
Tillman	88	67	21	1	1	11	0.0	5	
D. Manning	80	46	34	4	1	5	0.0	2	
A. Brown	71	44	27	3	2	2	7.0	2	
Hillenmeyer	68	32	36	0	1	3	0.0	0	
Ogunleye	58	34	24	1	3	1	6.5	0	
R. Manning	55	41	14	0	5	2	0.0	2	
C. Harris	54	42	12	0	0	2	2.0	5	
Anderson	48	35	13	4	1	2	12.0	0	

SACKS: Anderson 12.0, A. Brown 7.0, Ogunleye 6.5, T. Harris 5.0, Ta. Johnson 3.5, Boone 2.0, R. Manning 2.0, Briggs 1.0, Worrrell 1.0
TEAM: 40.0, **OPPONENTS:** 25.0

USUAL STARTERS										
Offense					Defense					Team Stats
WR.....Muhsin Muhammad	RE.....Alex Brown					Bears		Avg		Rank
LT.....John Tait	RT.....Tank Johnson					5199		324.9		15
LG.....Ruben Brown	LT.....Tommie Harris					1918		119.9		15
C.....Olin Kreutz	LE.....Adewale Ogunleye					3281		205.1		14
RG.....Roberto Garza	WLB.....Lance Briggs					427		26.7		2t
RT.....Fred Miller	MLB.....Brian Uriacher					Opp		Avg		Rank
TE.....Desmond Clark	SLB.....Hunter Hillenmeyer					4706		294.1		5
WR.....Bernard Berrian	RCB.....Nathan Vasher					1590		99.4		6
QB.....Rex Grossman	LCB.....Charles Tillman					3116		194.8		11
RB.....Thomas Jones	SS.....Mike Brown					255		15.9		3
FB.....Jason McKie	FS.....Danial Manning									

2007 CHICAGO BEARS STATISTICS

Record: 7-9, .438

4th Place, NFC North
Head Coach: Lovie Smith

09/09	L	3-14	at San Diego	67.837
09/16	W	20-10	KANSAS CITY	62.095
09/23	L	10-34	DALLAS	62.099
09/30	L	27-37	at Detroit	60.811
10/07	W	27-20	at Green Bay	70.904
10/14	L	31-34	MINNESOTA	62.174
10/21	W	19-16	at Philadelphia	67.806
10/28	L	7-16	DETROIT	62.171
11/11	W	17-6	at Oakland	62.715
11/18	L	23-30	at Seattle	68.249
11/25	W	37-34	ot DENVER	62.148
12/02	L	16-21	NY GIANTS	62.244
12/06	L	16-24	at Washington	82.213
12/17	L	13-20	at Minnesota	63.800
12/23	W	35-7	GREEN BAY	62.272
12/30	W	33-25	NEW ORLEANS	62.064

Score by Period	1	2	3	4	OT	Tot
BEARS	46	97	85	103	3	334
OPPONENTS	33	110	68	137	0	348

SCORING	Tds:	Ru-Pa-	R	K-PAT	FG	S	Pts	
Gould	0	0	0	0	33/33	31/36	0	126
Hester	8	0	2	6	0	0	48	
Berrian	5	0	5	0	0	0	30	
Benson	4	4	0	0	0	0	24	
Clark	4	0	4	0	0	0	24	
Muhammad	3	0	3	0	0	0	18	
Peterson	3	3	0	0	0	0	18	
Olsen	2	0	2	0	0	0	14	
Bradley	1	0	1	0	0	0	6	
Graham	1	0	0	1	0	0	6	
McKie	1	1	0	0	0	0	6	
St. Clair	1	0	1	0	0	0	6	
Urchler	1	0	1	0	0	0	6	

BEARS 34 8 18 8 33/33 31/36 1 334
OPPONENTS 39 17 19 3 35/37 25/33 0 348

2-Pt. Conversions: Olsen, TEAM 1-1, OPPONENTS: 2-2.

RUSHING	No	Yds	Avg	Lg	TD
Benson	196	674	3.4	43t	4
Peterson	151	510	3.4	21	3
Wolfe	31	85	2.7	25	0
Griese	13	28	2.2	9	0
Grossman	14	27	1.9	12	0
McKie	6	17	2.8	6	1
Orton	5	-1	-0.2	1	0
Hester	7	-10	-1.4	5	0

BEARS 423 1330 3.1 43t 8
OPPONENTS 454 1967 4.3 73t 17

RECEIVING	No	Yds	Avg	Lg	TD
Berrian	71	951	13.4	59t	5
Peterson	51	420	8.2	30	0
Clark	44	545	12.4	52	4
Muhammad	40	570	14.3	44	3
Olsen	39	391	10.0	31	2
Hester	20	299	15.0	81t	2
Davis	17	165	9.7	36	0
Benson	17	123	7.2	19	0
Wolfe	9	117	13.0	33	0
McKie	9	33	3.7	10	0
Bradley	6	71	11.8	19t	1
Gilmore	3	14	4.7	7	0
St. Clair	1	2	2.0	2t	1

BEARS 327 3701 11.3 81t 18
OPPONENTS 343 3953 11.5 71 19

PUNTING	No	Yds	Avg	Net	TB	In	Lg	B
Maynard	88	3682	41.8	37.4	9	27	56	0
Johnson	4	199	49.8	39.3	1	1	60	0
Gould	2	53	26.5	26.5	0	1	28	0

BEARS 94 3934 41.9 37.2 10 29 60 3
OPPONENTS 94 3808 40.5 32.3 6 23 64 3

INTS	No	Yds	Avg	Lg	TD
Urchler	5	101	20.2	85t	1
Tillman	3	24	8.0	20	0
D. Manning	2	33	16.5	33	0
McGowan	2	5	2.5	5	0
Vasher	1	34	34.0	34	0
M. Brown	1	27	27.0	27	0
A. Brown	1	7	7.0	7	0
Archuleta	1	4	4.0	4	0

BEARS 16 235 14.7 85t 1
OPPONENTS 21 285 13.6 64t 2

KO RETURNS	No	Yds	Avg	Lg	TD
Hester	43	934	21.7	97t	2
Davis	12	168	14.0	34	0
Gilmore	3	25	8.3	15	0
D. Manning	3	61	20.3	21	0
Peterson	3	17	5.7	14	0
Idonije	2	2	1.0	2	0
Wolfe	1	27	27.0	27	0

BEARS 67 1234 14.8 97t 2
OPPONENTS 71 1370 19.3 65 1

PUNT RET.	Ret	Fc	Yds	Avg	Lg	TD
Hester	42	6	651	15.5	89t	4
Idonije	1	0	0	0	0	0
McGowan	1	0	0	0	0	0

BEARS 44 6 651 14.8 89t 4
OPPONENTS 40 19 236 5.9 25 0

FGs	1-19	20-29	30-39	40-49	50+
Gould	0/0	7/7	12/13	12/14	0/2
BEARS	0/0	7/7	12/13	12/14	0/2
OPPONENTS	0/0	7/9	6/9	9/12	3/3

Gould:(27G)(47G.38G)(20G)(52B.49G.41G)(44G.36G)(32G)(39N.31G.22G.41G.45G)(40N)(32G.53N)(31G.47G.48G)(24G.44G.39G)(35G.46G.41G)(48B.30G.22G.21G)(29G.47G)(31G.35G)(39G)

OPPONENTS:(33B)(45G.48B)(30G.23B.44G)(49G.39B)(37G.37G)(48G.55G)(24G.33G.37G)(26G.52G.29N.20G)(37G.52G)(44N.40G.23G.46G)(23G.22G)(0/47N.37N.23G)(42G.48G)(0/48G)

DEFENSE	(Top 10)	T	S	A	FF	FR	PD	Sa	Int
Urchler	158	98	60	0	2	5	5	0	5
Briggs	140	80	60	2	1	1	0	0	0
Hillenmeyer	101	60	41	1	1	2	0	0	0
D. Manning	98	70	28	0	0	2	0	2	0
Tillman	83	64	19	4	0	5	3	0	3
McGowan	80	52	28	1	1	1	2	0	2
Ogunleye	70	38	32	6	3	3	0	0	0
Archuleta	64	45	19	0	1	1	1	0	1
A. Brown	58	20	38	2	2	5	1	0	1
R. Manning Jr.	51	36	15	0	1	1	0	0	0

SACKS: Ogunleye 9.0, Harris 8.0, Anderson 5.0, Urchler 5.0, A. Brown 4.5, Archuleta 2.0, Briggs 2.0, R. Manning 1.0, Vasher 1.0, Walker 1.0, Williams 1.0, Team 1.0, Adams 0.5

TEAM: 41.0, **OPPONENTS:** 43.0

PASSING	Att	Cmp	Yds	Cmp%	Yd/Att	TD	TD%	Int	Int%	Lg	Sack/Lost	Rating
Griese	262	161	1803	61.5	6.88	10	3.8	12	4.6	81t	15/114	75.6
Grossman	225	122	1411	54.2	6.27	4	1.8	7	3.1	59t	25/198	66.4
Orton	80	43	478	53.8	5.98	3	3.8	2	2.5	55t	2/12	73.9
Gould	1	0	0	0.0	0.0	0	0.0	0	0.0	0	0/0	39.6
Peterson	1	1	9	100.0	9.00	1	100.0	0	0.0	9t	0/0	143.8
Hester	0	0	0	0.0	0.0	0	0.0	0	0.0	0	1/15	0.0

BEARS 569 327 3701 57.5 6.50 18 3.2 21 3.7 81t 43/339 72.2
OPPONENTS 541 343 3953 63.4 7.31 19 3.5 16 3.0 71 41/245 84.7

USUAL STARTERS

Offense	Defense
WR.....Muhsin Muhammad	RE.....Mark Anderson
LT.....John Tait	RT.....Anthony Adams
LG.....Ruben Brown	LT.....Tommie Harris
C.....Olin Kreutz	LE.....Adewale Ogunleye
RG.....Roberto Garza	WLB.....Lance Briggs
RT.....Fred Miller	MLB.....Brian Urchler
TE.....Desmond Clark	SLB.....Hunter Hillenmeyer
WR.....Bernard Berrian	RCB.....Trumaine McBride
QB.....Rex Grossman	LCB.....Charles Tillman
RB.....Cedric Benson	SS.....Adam Archuleta
FB.....Jason McKie	FS.....Daniele Manning

RANKINGS

Team Stats	Bears	Avg	Rank
Total Yards	4692	293.3	27
Rushing Yards	1330	83.1	30
Passing Yards	3362	210.1	15
Points Scored	334	20.9	18t
Opp	Avg	Rank	
Total Yards	5675	354.7	28
Rushing Yards	1967	122.9	24
Passing Yards	3708	231.8	27
Points Scored	348	21.7	16

2008 CHICAGO BEARS STATISTICS

Record: 9-7, .563

2nd Place, NFC North

Head Coach: Lovie Smith

Date	Result	Opponent	Score
09/07	W	at Indianapolis	66,822
09/14	L	at Carolina	73,828
09/21	L	at TAMPA BAY	62,051
09/28	W	24-20 PHILADELPHIA	62,099
10/05	W	34-7 at Detroit	59,790
10/12	L	20-22 at Atlanta	64,096
10/19	W	48-41 MINNESOTA	62,235
11/02	W	27-23 DETROIT	62,188
11/09	L	14-21 TENNESSEE	62,124
11/16	L	3-37 at Green Bay	71,040
11/23	W	27-3 at St. Louis	61,994
11/30	L	14-34 at Minnesota	63,722
12/07	W	23-10 JACKSONVILLE	61,736
12/11	W	27-24 at NEW ORLEANS	61,692
12/22	W	20-17 at GREEN BAY	62,151
12/28	L	24-31 at Houston	70,838

Score by Period	1	2	3	4	OT	Tot
BEARS	109	101	88	71	6	375
OPPONENTS	47	128	72	100	3	350

SCORING	TDs:	Ru-Pa-	R	K-PAT	FG	S	Pts
Gould	0	0	0	0	41/41	26/29	0 119
Forté	12	8	4	0	0	0	72
Olsen	5	0	5	0	0	0	30
Lloyd	3	0	2	1	0	0	20
R. Davis	3	0	2	1	0	0	18
Hester	3	0	3	0	0	0	18
McKie	3	2	1	0	0	0	18
Orton	3	3	0	0	0	0	18
Booker	2	0	2	0	0	0	12
Grossman	2	2	0	0	0	0	12
Bowman	1	0	0	1	0	0	6
Clark	1	0	0	1	0	0	6
Briggs	1	0	1	0	0	0	6
Manning	1	0	0	1	0	0	6
Tillman	1	0	0	1	0	0	6
Wolfe	1	0	0	1	0	0	6
Ogunleye	0	0	0	0	0	1	2
BEARS	42	15	20	7	41/41	26/29	1 375
OPPONENTS	39	16	21	2	38/39	26/33	0 350

2-Pt. Conversions: Lloyd, TEAM 1-1, OPPONENTS: 0-0.

RUSHING	No	Yds	Avg	Lg	TD
Forté	316	1238	3.9	50t	8
Jones	34	109	3.2	16	0
Peterson	20	100	5.0	16	0
Wolfe	15	69	4.6	38	0
Hester	6	61	10.2	20	0
Orton	24	49	2.0	12	3
McKie	11	26	2.4	6	2
Davis	3	14	4.7	17	0
Grossman	3	4	1.3	2	2
Booker	1	3	3.0	3	0
Davis	1	0	0.0	0	0
BEARS	434	1673	3.9	50t	15
OPPONENTS	437	1496	3.4	59	16

RECEIVING	No	Yds	Avg	Lg	TD
Forté	63	477	7.6	19	4
Olsen	54	574	10.6	52	5
Hester	51	665	13.0	65t	3
Clark	41	367	9.0	35	1
Davis	35	445	12.7	36	2
Lloyd	26	364	14.0	32	2
Booker	14	211	15.1	51t	2
McKie	11	64	5.8	12	1
Peterson	6	45	7.5	19	0
Jones	2	5	2.5	3	0
Davis	1	12	12.0	12	0
BEARS	304	3229	10.6	65t	20
OPPONENTS	383	4076	10.6	99t	21

PUNTING	No	Yds	Avg	Net	TB	In	Lg	B
Maynard	96	3957	41.2	38.1	5	40	67	0
BEARS	96	3957	41.2	38.1	5	40	67	0
OPPONENTS	83	3525	42.5	37.4	8	22	65	2

INTS	No	Yds	Avg	Lg	TD
Payne	4	147	36.8	50	0
Tillman	3	52	17.3	26t	1
Briggs	3	12	4.0	9	0
Urlacher	2	11	5.5	11	0
M. Brown	2	0	0.0	0	0
Steltz	1	44	44.0	44	0
Manning	1	42	42.0	42	0
Graham	1	6	6.0	6	0
Bowman	1	0	0.0	0	0
McBride	1	0	0.0	0	0
Ogunleye	1	0	0.0	0	0
Vasher	1	0	0.0	0	0
A. Brown	1	-2	-2.0	-2	0
BEARS	22	312	14.2	50	1
OPPONENTS	14	219	15.6	45t	1

KO RETURNS	No	Yds	Avg	Lg	TD
Manning	36	1070	29.7	83t	1
Hester	31	679	21.9	51	0
Wolfe	5	98	19.6	33	0
McKie	2	38	19.0	20	0
K. Davis	1	13	13.0	13	0
R. Davis	1	10	10.0	10	0
Peterson	1	11	11.0	11	0
BEARS	77	1919	24.9	83t	1
OPPONENTS	68	1656	24.4	85	0

PUNT RET.	Ret	FC	Yds	Avg	Lg	TD
Hester	32	14	198	6.2	25	0
Vasher	6	1	46	7.7	18	0
Bennett	1	0	17	17.0	17	0
BEARS	39	15	261	6.7	25	0
OPPONENTS	36	27	203	5.6	31	0

FGs	1-9	20-29	30-39	40-49	50+
Gould	0/0	6/6	12/12	8/11	0/0
BEARS	0/0	6/6	12/12	8/11	0/0
OPPONENTS	0/0	8/8	8/10	8/12	2/3
Gould:	(41G,25G)(26G)	(40G,43G,28G,49N)(41G)	(37G,45G)(36G,32G)(26G,42B,48G)(36G,41G)	(48B)(35G)(43G,38G)(1)(22G,36G,35G)(28G,35G)	(31G,38G)(37G)
OPPONENTS:	(39G,34G)(37G,45G)(35G,21G)	(50N,47N,24G,31G)(1)(29G,48G,32G,41G,33N,48G)	(42G,23G)(52G)(49N)(53G,33G,45G)(40N,43G)	(23G,27G)(42G)(30G)(46N,28G,38B)(22G)	

DEFENSE	(Top 10)	T	S	A	FR	FF	RD	Sa	Int
Briggs	136	83	53	1	2	7	0	5	3
Payne	129	73	56	0	0	5	1	0	4
Urlacher	107	69	38	0	1	6	0	0	2
M. Brown	101	63	38	0	0	4	1	0	2
Graham	93	73	20	1	1	6	0	0	1
Tillman	91	79	12	4	0	16	0	0	3
Ogunleye	58	34	24	0	0	4	5	0	1
Roach	40	25	15	0	0	1	0	0	0
Dvoracek	40	16	24	0	0	1	0	0	0
A. Brown	39	19	20	1	1	1	6	0	1
SACKS:	A. Brown 6.0, Harris 5.0, Ogunleye 5.0, Idonjane 3.5, Harrison 2.0, Anderson 1.0, M. Brown 1.0, Hillenmeyer 1.0, Manning 1.0, Payne 1.0, Team 1.0, Briggs 0.5								
TEAM:	28/0, OPPONENTS: 29/0								

	Bears	Opp
TOTAL FIRST DOWNS	264	314
Rushing	98	93
Passing	153	208
Penalty	13	13
3rd Down: Made/Att	78/219	81/232
3rd Down Pct.	35.6	34.9
4th Down: Made/Att	6/14	10/21
4th Down Pct.	42.9	47.6
POSSESSION AVG.	28:07	31:53
TOTAL NET YARDS	4734	5355
Avg. Per Game	295.9	334.7
Total Plays	991	1087
Avg. Per Play	4.8	4.9
NET YARDS RUSHING	1673	1496
Avg. Per Game	104.6	93.5
Total Rushes	434	437
NET YARDS PASSING	3061	3859
Avg. Per Game	191.3	241.2
Sacked/Yards Lost	29/168	28/217
Gross Yards	3229	4076
Att./Comp.	528/304	622/383
Completion Pct.	57.6	61.6
Had Intercepted	14	22
PUNTS/AVERAGE	96/41.2	83/42.5
NET PUNTING AVG.	96/38.1	83/37.4
PENALTIES/YARDS	78/610	100/827
FUMBLES/BALL LOST	19/13	17/10
TOUCHDOWNS	42	39
Rushing	15	16
Passing	20	21
Returns	7	2

PASSING	Att	Cmp	Yds	Cmp%	Yd/Att	TD	TD%	Int	Int%	Lg	Sack/Lost	Rating
Orton	465	272	2972	58.5	6.39	18	3.9	12	2.6	65t	27/160	79.6
Grossman	62	32	257	51.6	4.15	2	3.2	2	3.2	29	2/8	59.7
Maynard	1	0	0	0.0	0.0	0	0.0	0	0.0	0	0/0	39.6
BEARS	528	304	3229	57.6	6.12	20	3.8	14	2.7	65t	29/168	77.1
OPPONENTS	622	383	4076	61.6	6.55	21	3.4	22	3.5	99t	28/217	77.2

USUAL STARTERS

Offense	Defense
WR.....Rashied Davis	RE.....Alex Brown
LT.....John St. Clair	NT.....Dusty Dvoracek
LG.....Josh Beekman	DT.....Tommie Harris
C.....Olin Kreutz	LE.....Adewale Ogunleye
RG.....Roberto Garza	WLB.....Lance Briggs
RT.....John Tait	MLB.....Brian Urlacher
TE.....Desmond Clark	SLB.....Nick Roach
WR.....Brandon Lloyd	RCB.....Corey Graham
QB.....Kyle Orton	LCB.....Charles Tillman
RB.....Matt Forté	SS.....Kevin Payne
FB.....Jason McKie	FS.....Mike Brown

RANKINGS

Team Stats	Bears	Avg	Rank
Total Yards	4734	295.9	26
Rushing Yards	1673	104.6	24
Passing Yards	3061	191.3	21
Points Scored	375	23.4	14t
Opp	Avg	Rank	
Total Yards	5355	334.7	21
Rushing Yards	1496	93.5	5
Passing Yards	3859	241.2	30
Points Scored	350	21.9	16t

2009 CHICAGO BEARS STATISTICS

Record: 7-9, .438

3rd Place, NFC North

Head Coach: Lovie Smith

Date	Opponent	Result	Score
09/13	L 15-21	at Green Bay	70-920
09/20	W 17-14	PITTSBURGH	62-231
09/27	W 25-19	at Seattle	67-938
10/04	W 48-24	DETROIT	62-192
10/18	L 14-21	at Atlanta	68-082
10/25	L 10-45	at Cincinnati	64-900
11/01	W 30-6	CLEVELAND	62-262
11/08	L 21-41	ARIZONA	62-309
11/12	L 6-10	at San Francisco	69-732
11/22	L 20-24	PHILADELPHIA	62-421
11/29	L 10-36	at Minnesota	63-854
12/06	W 17-9	ST. LOUIS	61-892
12/13	L 14-21	GREEN BAY	62-214
12/20	L 7-31	at Baltimore	71-011
12/28	W 36-30	at MINNESOTA	62-479
01/03	W 37-23	at Detroit	56-677

Score by Period	1	2	3	4	OT	Tot
BEARS	36	106	85	94	6	327
OPPONENTS	96	112	69	98	0	375

SCORING	TDs: Ru-Pa-R	K-PAT	FG	S	Pts		
Gould	0	0	0	33/33	24/28	0	105
Olsen	8	0	8	0	0	0	48
Knox	6	0	5	1	0	0	36
Forté	4	4	0	0	0	0	26
Aromashodu	4	0	4	0	0	0	24
Bennett	3	0	2	1	0	0	20
K. Davis	3	0	3	0	0	0	18
Hester	3	0	3	0	0	0	18
Clark	2	0	2	0	0	0	12
Cutler	1	1	0	0	0	0	6
Tillman	1	0	1	0	0	0	6
Wolfe	1	1	0	0	0	0	6
Manning	0	0	0	0	1	2	0

BEARS 36 6 27 3 33/33 24/28 1 327
OPPONENTS 43 14 29 0 38/40 25/33 0 375
2-Pt. Conversions: Bennett, Forté, TEAM 2-2.
OPPONENTS: 2-3.

RUSHING	No	Yds	Avg	Lg	TD
Forté	258	929	3.6	61	4
Bell	40	220	5.5	72	0
Cutler	40	173	4.3	30	1
Wolfe	22	120	5.5	36	1
Peterson	7	51	7.3	15	0
Hester	6	-1	-0.3	7	0

BEARS 373 1492 4.0 72 6
OPPONENTS 467 2022 4.3 62t 14

RECEIVING	No	Yds	Avg	Lg	TD
Olsen	60	612	10.2	41	8
Hester	57	757	13.3	48	3
Forté	57	471	8.3	37	0
Bennett	54	717	13.3	71	2
Knox	45	527	11.7	68	5
Aromashodu	24	298	12.4	39t	4
Clark	19	145	7.6	26	2
K. Davis	9	75	8.3	18	3
R. Davis	5	35	7.0	10	0
McKie	5	13	2.6	8	0
Wolfe	2	12	6.0	12	0
Peterson	2	11	5.5	7	0
Bell	1	4	4.0	4	0

BEARS 340 3677 10.8 71 27
OPPONENTS 341 3654 10.7 50t 29

PUNTING	No	Yds	Avg	Net	TB	In	Lg	B
Maynard	77	3191	41.4	37.4	2	26	66	0
BEARS	77	3191	41.4	37.4	2	26	66	0
OPPONENTS	71	3026	42.6	36.3	6	21	61	0

INTS	No	Yds	Avg	Lg	TD
Bowman	6	67	11.2	39	0
Tillman	2	35	17.5	21t	1
Manning	1	35	35.0	35	0
Harris	1	6	6.0	6	0
Vasher	1	1	1.0	1	0
Briggs	1	0	0.0	0	0
Hillenmeyer	1	0	0.0	0	0

BEARS 13 144 11.1 39 1
OPPONENTS 27 365 13.5 67 0

KO RETURNS	No	Yds	Avg	Lg	TD
Knox	32	927	29.0	102t	1
Manning	28	744	26.6	59	0
R. Davis	9	114	12.7	22	0
Hester	7	156	22.3	44	0
Bennett	2	40	20.0	22	0
Aromashodu	1	18	18.0	18	0
Hillienmeyer	1	0	0.0	0	0

BEARS 80 1999 25.0 102t 1
OPPONENTS 64 1552 24.3 62 0

PUNT RET.	Ret	FC	Yds	Avg	Lg	TD
Hester	24	5	187	7.8	33	0
Bennett	14	2	143	10.2	49t	1
Knox	1	0	0	0.0	0	0

BEARS 39 7 330 8.5 49t 1
OPPONENTS 34 14 272 8.0 53 0

FGs	1-19	20-29	30-39	40-49	50+
Gould	0/0	9/9	6/6	7/10	2/3
BEARS	0/0	9/9	6/6	7/10	2/3
OPPONENTS	0/0	6/6	8/12	8/12	3/3

Gould:(47G,21G)(44G)(53N,37G)(52G,22G)
 () (22G)(37G,29G,32G)(48B)(50G,38G)
 (45G,28G,28G,49G,48B)(38G)(27G)() ()
 (22G,42G,41G,45N)(44G,28G,34G)
OPPONENTS:(49N,52G,39G)(38N,43N)
 (46G,37G,43N,34N,39G,46G)(35G)() (29G)
 () (43G,30G)(39N,21G)(25G)(52G,37G,20G)
 (20G,48G,50G)(33G,26G,42N)(30N,40G)(41G)
 (42G,48G,32G)

DEFENSE	(Top 10)	T	S	A	FF	FR	PD	SA	Int
Briggs	147	97	50	0	0	2	2.5	1	
Hillenmeyer	105	62	43	4	1	6	2.5	1	
Tillman	86	64	22	6	1	7	0	2	
Roach	82	47	35	3	1	4	2.0	0	
Manning	77	54	23	2	2	3	1.0	1	
Bowman	75	56	19	1	0	6	0.0	6	
Afalava	70	45	25	1	1	6	2.0	0	
Payne	60	41	19	0	0	5	0.0	0	
Williams	49	31	18	0	0	2	0.0	0	
A. Adams	42	18	24	0	2	1	2.0	0	

SACKS: Ogunleye 6.5, A. Brown 6.0, Anderson 3.5, Briggs 2.5, Idonije 2.5, Harris 2.5, Hillenmeyer 2.5, A. Adams 2.0, Afalava 2.0, Roach 2.0, Harrison 1.0, Manning 1.0, Team 1.0
TEAM: 35.0, OPPONENTS: 35.0

	Bears	Opp.
TOTAL FIRST DOWNS	262	312
Rushing	71	105
Passing	170	186
Penalty	21	21
3rd Down: Made/Att	81/217	93/226
3rd Down Pct.	37.3	41.3
4th Down: Made/Att	7/18	6/13
4th Down Pct.	38.9	46.2
POSSESSION AVG.	28.27	31.33
TOTAL NET YARDS	4965	5404
Avg. Per Game	310.3	337.8
Total Plays	971	1033
Avg. Per Play	5.1	5.2
NET YARDS RUSHING	1492	2022
Avg. Per Game	93.3	126.4
Total Rushes	373	467
NET YARDS PASSING	3473	3382
Avg. Per Game	217.1	211.4
Sacked/Yards Lost	35/204	35/272
Gross Yards	3677	3654
Att./Comp.	563/340	531/341
Completion Pct.	60.4	64.2
Had Intercepted	27	13
PUNTS/AVERAGE	77/41.4	71/42.6
NET PUNTING AVG.	77/37.4	71/36.3
PENALTIES/YARDS	100/836	88/744
FUMBLES/BALL LOST	26/7	27/15
TOUCHDOWNS	36	43
Rushing	6	14
Passing	27	29
Returns	3	0

PASSING	Att	Cmp	Yds	Cmp%	Yd/Att	TD	TD%	Int	Int%	Lg	Sack/Lost	Rating
Cutler	555	336	3666	60.5	6.61	27	4.9	26	4.7	71	35/204	76.8
Hanie	7	3	11	42.9	1.57	0	0.0	1	14.3	5	0/0	10.7
Maynard	1	1	0	100.0	0.00	0	0.0	0	0.0	0	0/0	79.2

BEARS 563 340 3677 60.4 6.53 27 4.8 27 4.8 71 35/204 75.6
OPPONENTS 531 341 3654 64.2 6.88 29 5.5 13 2.4 50t 35/272 92.3

USUAL STARTERS

Offense	Defense
WR.....Earl Bennett	RE.....Alex Brown
LT.....Orlando Pace	NT.....Anthony Adams
LG.....Frank Omiyale	DT.....Tommie Harris
C.....Olin Kreutz	LE.....Adewale Ogunleye
RG.....Roberto Garza	WLB.....Lance Briggs
RT.....Chris Williams	MLB.....Hunter Hillenmeyer
TE.....Greg Olsen	SLB.....Nick Roach
WR.....Devin Hester	RCB.....Zackary Bowman
QB.....Jay Cutler	LCB.....Charles Tillman
RB.....Matt Forté	SS.....Al Afalava
FB.....Jason McKie	FS.....Daniele Manning

RANKINGS

Team Stats	Bears	Avg	Rank
Total Yards	4965	310.3	23
Rushing Yards	1492	93.3	29
Passing Yards	3473	217.1	17
Points Scored	327	20.4	19

Opp	Avg	Rank	
Total Yards	5404	337.8	17
Rushing Yards	2022	126.4	23
Passing Yards	3382	211.4	13
Points Scored	375	23.4	21t

HISTORY

2010 CHICAGO BEARS STATISTICS

Record: 11-5, .688

1st Place, NFC North

Head Coach: Lovie Smith

09/12	W	19-14	DETROIT	62,080
09/19	W	27-20	at Dallas	85,168
09/27	W	20-17	GREEN BAY	62,179
10/03	L	3-17	at NY Giants	77,716
10/10	W	23-6	at Carolina	73,464
10/17	L	20-23	SEATTLE	62,137
10/24	L	14-17	WASHINGTON	62,155
11/07	W	22-19	at Buffalo*	50,746
11/14	W	27-13	MINNESOTA	62,206
11/18	W	16-0	at Miami	68,752
11/28	W	31-26	PHILADELPHIA	62,147
12/05	W	24-20	at Detroit	58,119
12/12	L	7-36	NEW ENGLAND	62,347
12/20	W	40-14	at Minnesota	40,504
12/26	W	38-34	NY JETS	62,310
01/02	L	3-10	at Green Bay	70,833
PLAYOFFS				
01/16	W	35-24	SEATTLE	62,265
01/23	L	14-21	GREEN BAY	62,377

* at Toronto

	Bears	Opp
TOTAL FIRST DOWNS	263	282
Rushing	76	88
Passing	163	183
Penalty	24	11
3rd Down: Made/Att	64/195	75/216
3rd Down Pct.	32.8	34.7
4th Down: Made/Att	2/7	6/13
4th Down Pct.	28.6	46.2
POSSESSION AVG.	29:31	30:29
TOTAL NET YARDS	4631	5029
Avg. Per Game	289.4	314.3
Total Plays	936	1002
Avg. Per Play	4.9	5.0
NET YARDS RUSHING	1616	1441
Avg. Per Game	101.0	90.1
Total Rushes	414	386
NET YARDS PASSING	3015	3588
Avg. Per Game	188.4	224.3
Sacked/Yards Lost	56/382	34/232
Good Yards	3397	3820
Att./Comp.	466/276	582/363
Completion Pct.	59.2	62.4
Had Intercepted	21	21
PUNTS/AVERAGE	83/40.1	88/40.6
NET PUNTING AVG.	83/35.2	88/32.6
PENALTIES/YARDS	91/768	93/790
FUMBLES/BALL LOST	19/10	37/14
TOUCHDOWNS	37	32
Rushing	10	14
Passing	23	14
Returns	4	4

PASSING	Att	Cmp	Yds	Cmp%	Yd/Att	TD	TD%	Int	Int%	Lg	Sack/Lost	Rating
Cutler	432	261	3274	60.4	7.6	23	5.3	16	3.7	89t	52/352	86.3
Collins	27	10	68	37.0	2.5	0	0.0	5	18.5	19	2/15	5.9
Hanie	7	5	55	71.4	7.9	0	0.0	0	0.0	26	2/15	94.3
BEARS	466	276	3397	59.2	7.3	23	4.9	21	4.5	89t	56/382	79.5
OPPONENTS	582	363	5029	62.4	8.6	24	4.3	21	3.6	59t	34/232	74.4

Score by Period	1	2	3	4	OT	Tot
BEARS	88	95	84	67	0	334
OPPONENTS	68	111	54	53	0	286

SCORING	TDs:	Ru-Pa-	R	K-PAT	FG	S	Pts	
Gould	0	0	0	0	35/35	25/30	0	110
Forté	9	6	3	0	0	0	56	6
Hester	7	0	4	3	0	0	42	0
Olsen	5	0	5	0	0	0	30	0
Knox	5	0	5	0	0	0	30	0
Bennett	3	0	3	0	0	0	18	0
Taylor	3	0	3	0	0	0	18	0
Manumaleuna	1	0	1	0	0	0	6	0
R. Davis	1	0	1	0	0	0	6	0
Cutler	1	0	1	0	0	0	6	0
K. Davis	1	0	1	0	0	0	6	0
Moore	1	0	0	1	0	0	6	0
BEARS	37	10	23	4	35/35	25/30	0	334
OPPONENTS	32	14	14	4	29/31	21/27	1	286

2-Pt. Conversions: Forté, TEAM 1-2, OPPONENTS: 0-1.

RUSHING	No	Yds	Avg	Lg	TD
Forté	237	1069	4.5	68t	6
Taylor	112	267	2.4	24	3
Cutler	50	232	4.6	25	1
Hester	7	30	4.3	11	0
Bennett	2	9	4.5	5	0
Wolfe	4	8	2.0	7	0
Knox	1	2	2.0	2	0
Hanie	1	-1	-1.0	-1	0
BEARS	414	1616	3.9	68t	10
OPPONENTS	386	1441	3.7	45	14

RECEIVING	No	Yds	Avg	Lg	TD
Knox	51	960	18.8	67t	5
Forté	51	547	10.7	89t	3
Bennett	46	561	12.2	48	3
Olsen	41	404	9.9	39t	5
Hester	40	475	11.9	39	4
Ayrom	20	139	7.0	18	0
Arashodou	10	149	14.9	34	0
R. Davis	9	84	9.3	21	1
Manumaleuna	5	43	8.6	16	1
K. Davis	1	19	19.0	19t	1
Clark	1	12	12.0	12	0
Williams	1	4	4.0	4	0
BEARS	276	3397	12.3	89t	23
OPPONENTS	363	3820	10.5	59t	14

PUNTING	No	Yds	Avg	Net	TB	In	Lg	B
Maynard	83	3326	40.1	35.2	5	24	56	0
BEARS	83	3326	40.1	35.2	5	24	56	0
OPPONENTS	88	3569	40.6	32.6	7	30	58	0

INTS	No	Yds	Avg	Lg	TD
Tillman	5	127	25.4	56	0
C. Harris	5	69	13.8	39	0
D. Moore	4	95	23.8	54t	1
Briggs	2	1	0.5	1	0
Peppers	2	1	0.5	1	0
Jennings	1	39	39.0	39	0
Manning	1	0	0.0	0	0
Urlacher	1	0	0.0	0	0
BEARS	21	332	15.8	56	1
OPPONENTS	21	247	11.8	92t	2

KO RETURNS	No	Yds	Avg	Lg	TD
Manning	33	816	24.7	62	0
Hester	12	427	35.6	79	0
Knox	8	182	22.8	42	0
R. Davis	5	70	14.0	32	0
K. Davis	1	2	2.0	2	0
BEARS	59	1497	25.4	79	0
OPPONENTS	59	1404	23.8	60	0

PUNT RET.	Ret	FC	Yds	Avg	Lg	TD
Hester	33	10	564	17.1	89t	3
BEARS	33	10	564	17.1	89t	3
OPPONENTS	39	10	303	7.8	62t	1

FGs	1-19	20-29	30-39	40-49	50+
Gould	1/1	9/9	8/9	4/7	3/4
BEARS	1/1	9/9	8/9	4/7	3/4
OPPONENTS	0/0	9/9	7/11	3/4	2/3

Gould:(20G,31G)(38G,40G)(49N,25G,19G)(40G)
(28G,53G,43G)(34G,24G,54B)() (42N)(43N,34G,37G)
(47G,24G,50G)(23G)(54G)() (29G,23G,34G,20G)
(37G,35N)(30G)

OPPONENTS: () (28G,44N,48G)(38G,37B)(22G,38N)
(24G,51N,53G)() (46G,37N)() (36G,39N,33G)
() (45G,36G,22G,36G)(50G,25G)(30G,25G,29G)()
(26G,34G)(23G)

DEFENSE (Top 10)	T	S	A	FF	FR	PD	Sa	Int
Urlacher	146	90	56	2	3	13	4.0	1
Briggs	121	75	46	2	1	7	2.0	2
Tillman	101	66	35	3	2	11	0.0	5
C. Harris	96	57	39	0	2	2	0.0	5
Manning	85	55	30	0	0	5	0.0	1
Jennings	66	41	25	1	1	9	0.0	1
Tinoisamoa	51	22	29	1	0	1	1.0	0
Peppers	50	33	17	3	0	7	8.0	2
Idonije	46	25	21	3	0	5	8.0	0
D. Moore	44	29	15	1	0	3	1.0	4

Sacks: Idonije 8.0, Peppers 8.0, Urlacher 4.0, Melton 2.5, Adams 2.0, Toeiauna 2.0, Briggs 2.0, T. Harris 1.5, Wootton 1.0, D. Moore 1.0, Tinoisamoa 1.0, Iwuh 1.0

TEAM: 34.0, OPPONENTS: 25.0

USUAL STARTERS												
Offense						Defense						
WR.....	Johnny Knox	RE.....	Julius Peppers									
LT.....	Frank Omiyale	NT.....	Anthony Adams									
LG.....	Chris Williams	DT.....	Matt Toeiauna									
C.....	Olin Kreutz	LE.....	Israel Idonije									
RG.....	Roberto Garza	WLB.....	Lance Briggs									
RT.....	JMarcus Webb	MLB.....	Brian Urlacher									
TE.....	Greg Olsen	SLB.....	Pisa Tinoisamoa									
WR.....	Devin Hester	RCB.....	Charles Tillman									
QB.....	Jay Cutler	LCB.....	Tim Jennings									
RB.....	Matt Forté	SS.....	Daniel Manning									
FB.....	Brandon Manumaleuna	FS.....	Chris Harris									

RANKINGS			
Team Stats	Bears	Avg	Rank
Total Yards.....	4631	289.4	30
Rushing Yards.....	1616	101.0	22
Passing Yards.....	3015	188.4	28
Points Scored.....	334	20.9	21
Opp			
Total Yards.....	5029	314.3	9
Rushing Yards.....	1441	90.1	2
Passing Yards.....	3588	224.3	4
Points Scored.....	286	17.9	20

HISTORY

2011 CHICAGO BEARS STATISTICS

Record: 8-8, .500

3rd Place, NFC North

Head Coach: Lovie Smith

Date	W/L	Opponent	Score
09/11	W	30-12 ATLANTA	62,115
09/18	L	13-30 at New Orleans	73,019
09/25	L	17-27 GREEN BAY	62,339
10/02	W	34-29 CAROLINA	62,135
10/10	L	13-24 at Detroit	67,861
10/16	W	39-10 MINNESOTA	62,322
10/23	W	24-18 vs. Tampa Bay*	76,981
11/07	W	30-24 at Philadelphia	69,144
11/13	W	37-13 DETROIT	62,396
11/20	W	31-20 SAN DIEGO	62,344
11/27	L	20-25 at Oakland	59,244
12/04	L	3-10 KANSAS CITY	61,973
12/11	L	10-13 at Denver	76,487
12/18	L	14-38 SEATTLE	61,542
12/25	L	21-35 at Green Bay	70,574
01/01	W	17-13 at Minnesota	62,867

* at London, England

Score by Period	1	2	3	4	OT	Tot
BEARS	71	128	82	66	0	353
OPPONENTS	51	99	95	93	3	341

SCORING	TDs: Ru-Pa-R	K-PAT	FG	S	Pts	
Gould	0	0	0	0	37/37 28/32	0 121
Barber	6	6	0	0	0	36
K. Davis	5	0	5	0	0	30
Forté	4	3	1	0	0	24
Hester	4	0	1	3	0	24
Sanzenbacher	3	0	3	0	0	18
Knox	2	0	2	0	0	12
Spaeth	2	0	2	0	0	12
Tillman	2	0	2	0	0	12
R. Williams	2	0	2	0	0	12
Bell	1	0	1	0	0	6
Bennett	1	0	1	0	0	6
Cutler	1	1	0	0	0	6
Idonije	1	0	0	1	0	6
D. Moore	1	0	0	1	0	6
Urlacher	1	0	0	1	0	6
E. Williams	1	0	0	1	0	6
Wright	1	0	0	1	0	6
McCown	0	0	0	0	6	2
Paea	0	0	0	0	1	2

BEARS	38	10	18	10	37/37	28/32	1	353
OPPONENTS	36	10	22	4	33/33	30/36	1	341

2-Pt. Conversions: McCown, TEAM: 1-1.
OPPONENTS: 0-3.

RUSHING	No	Yds	Avg	Lg	TD
Forté	203	997	4.9	46	3
Barber	114	422	3.7	29	6
Bell	79	337	4.3	26	0
Hanie	13	98	7.5	24	0
McCown	12	68	5.7	28	0
Cutler	18	55	3.1	12	1
Allen	15	48	3.2	13	0
Sanzenbacher	1	-4	-4.0	-4	0
Hester	1	-6	-6.0	-6	0

BEARS	456	2015	4.4	46	10
OPPONENTS	384	1542	4.0	88†	10

RECEIVING	No	Yds	Avg	Lg	TD
Forté	52	490	9.4	56†	1
Knox	37	727	19.6	81	2
R. Williams	37	507	13.7	25†	2
Sanzenbacher	27	276	10.2	22	3
Hester	26	369	14.2	53	1
Bennett	24	381	15.9	49	1
Bell	19	133	7.0	25†	1
Davis	18	206	11.4	32†	5
Hurd	8	109	13.6	28	0
Clutts	8	48	6.0	10	0
Spaeth	7	50	7.1	13	2
Barber	5	50	10.0	16	0

BEARS	268	3346	12.5	81	18
OPPONENTS	383	4273	11.2	79†	22

PUNTING	No	Yds	Avg	Net	TB	In	Lg	B
Podlesh	89	3903	43.9	40.4	4	21	70	0
BEARS	89	3903	43.9	40.4	4	21	70	0
OPPONENTS	85	3628	42.7	36.7	2	27	80	0

INTS	No	Yds	Avg	Lg	TD
Tillman	5	127	25.4	56	0
Moore	4	31	7.8	20†	1
Tillman	3	66	22.0	44†	2
Wright	3	60	20.0	36	1
Graham	3	11	3.7	10	0
Urlacher	3	7	2.3	8	0
Jennings	2	2	1.0	1	0
Briggs	1	0	0.0	0	0
Conte	1	0	0.0	0	0

BEARS	20	177	8.9	44†	4
OPPONENTS	20	380	19.0	73	3

KO RETURNS	No	Yds	Avg	Lg	TD
Hester	33	723	21.9	98†	1
Knox	15	397	26.5	56	0
Bell	2	45	22.5	25	0
Spaeth	2	14	7.0	7	0
Adams	1	0	0.0	0	0
Allen	1	17	17.0	17	0
Bennett	1	9	9.0	9	0
Clutts	1	9	9.0	9	0
Hurd	1	24	24.0	24	0

BEARS	57	1238	21.7	98†	1
OPPONENTS	35	855	24.4	44	0

PUNT RET.	Ret	FC	Yds	Avg	Lg	TD
Hester	28	15	454	16.2	82†	2
Bennett	1	1	7	7.0	7	0
Knox	1	0	9	9.0	9	0

BEARS	30	16	470	15.7	82†	2
OPPONENTS	41	27	223	5.4	36	0

FGs	1-19	20-29	30-39	40-49	50+
Gould	0/0	10/10	6/6	6/10	6/6
BEARS	0/0	10/10	6/6	6/10	6/6
OPPONENTS	1/1	9/10	10/12	7/8	3/5

Gould:(41G,23G,26G)(42G,38G)(25G)(20G,24G)
(44G,49G)(51G,26G,22G)(41N,25G)(51G,38G,22G)
(43G,35G,43N,50G)(42G)(50G,53G)(32G,41N)(57G)
() (49N,35G,30G)(27G)

OPPONENTS:	(48G,25G)(31G,29G,53G)(37G,28G)
(29G,39G,34B,38G,52N)(31G)(37G,38N)(33G)(44G)	
(29G,35G)(28G,55N,48G)(40G,47G,19G,37G,44G)(21G)	
(28B,59G,51G)(33G)() (26G,48B,26G)	

DEFENSE	(Top 10)	T	S	A	FF	FR	PD	Sa	Int
Briggs	147	86	61	2	0	3	0	0	1
Urlacher	135	77	58	0	2	7	0	0	3
Tillman	113	83	30	4	2	13	1	0	3
Jennings	87	62	25	1	1	8	0	2	0
Wright	78	52	26	0	0	4	0	0	3
Roach	61	26	35	0	0	3	0	0	0
Moore	60	43	17	0	0	8	1	0	4
Idonije	57	28	29	1	2	0	5	0	0
Steltz	48	28	20	0	2	0	1	0	0
Conte	47	23	24	0	0	1	0	0	1

Sacks: Peppers 11.0, Melton 7.0, Idonije 5.0, Okoye 4.0, Paea 2.0, C. Davis 1.0, Steltz 1.0, Tillman 1.0, Team 1.0
TEAM: 33.0, OPPONENTS: 49.0

BEARS	Opp.
TOTAL FIRST DOWNS	271 291
Rushing	97 75
Passing	153 199
Penalty	21 17
3rd Down: Made/Att	66/203 80/229
3rd Down Pct.	32.5 34.9
4th Down: Made/Att	2/8 7/17
4th Down Pct.	25.0 41.2
POSSESSION AVG.	30:13 29:47
TOTAL NET YARDS	5026 5607
Avg. Per Game	314.1 350.4
Total Plays	978 1048
Avg. Per Play	5.1 5.4
NET YARDS RUSHING	2015 1542
Avg. Per Game	125.9 96.4
Total Rushes	456 384
NET YARDS PASSING	3011 4065
Avg. Per Game	188.2 251.1
Sacked/Yards Lost	49/335 33/208
Gross Yards	3346 4273
Att./Comp.	473/268 631/383
Completion Pct.	56.7 60.7
Had Intercepted	20 20
PUNTS/AVERAGE	89/43.9 85/42.7
NET PUNTING AVG.	40.4 36.7
PENALTIES/YARDS	104/800 98/719
FUMBLES/BALL LOST	26/9 23/11
TOUCHDOWNS	38 36
Rushing	10 10
Passing	18 22
Returns	18 4

PASSING	Att	Cmp	Yds	Cmp%	Yd/Att	TD	TD%	Int	Int%	Lg	Sack/Lost	Rating
Cutler	314	182	2319	58.0	7.39	13	4.1	7	2.2	56†	23/159	85.7
Hanie	102	51	613	50.0	6.01	3	2.9	9	8.8	81	19/133	41.8
McCown	55	35	414	63.6	7.53	2	3.6	4	7.3	49	7/43	68.3
Forté	1	0	0	0.0	0.00	0	0.0	0	0.0	0	0/0	39.6
Podlesh	1	0	0	0.0	0.00	0	0.0	0	0.0	0	0/0	39.6

BEARS	473	268	3346	56.7	7.07	18	3.8	20	4.2	81	49/335	73.8
OPPONENTS	631	383	4273	60.7	6.77	22	3.5	20	3.2	79†	33/208	79.3

USUAL STARTERS

Offense	Defense
WR.....Roy Williams	RE.....Julius Peppers
LT.....J.Marcus Webb	NT.....Henry Melton
LG.....Chris Williams	DT.....Matt Toeaina
C.....Roberto Garza	LE.....Israel Idonije
RG.....Chris Spencer	WLB.....Lance Briggs
RT.....Lance Louis	MLB.....Brian Urlacher
TE.....Kellen Davis	SLB.....Nick Roach
WR.....Devin Hester	RCB.....Charles Tillman
QB.....Jay Cutler	LCB.....Tim Jennings
RB.....Matt Forté	SS.....Major Wright
FB.....Tyler Clutts	FS.....Chris Conte

RANKINGS

Team Stats	Bears	Avg	Rank
Total Yards	5026	314.1	24
Rushing Yards	2015	125.9	9
Passing Yards	3011	188.2	26
Points Scored	353	22.1	17
Opp			
Avg			
Rank			
Total Yards	5607	350.4	17
Rushing Yards	1542	96.4	5
Passing Yards	4065	254.1	28
Points Scored	341	21.3	14

HISTORY

2012 CHICAGO BEARS STATISTICS

Record: 10-6, .625
3rd Place, NFC North
Head Coach: Lovie Smith

Date	Result	Opponent	Score
09/09	W	INDIANAPOLIS	62-341
09/13	L	10-23 at Green Bay	70-543
09/23	W	23-6 ST. LOUIS	62-224
10/01	W	34-18 at Dallas	90-080
10/07	W	41-3 at Jacksonville	67-012
10/22	W	13-7 DETROIT	62-300
10/28	W	23-22 CAROLINA	62-254
11/04	W	51-20 at Tennessee	69-143
11/11	L	6-13 HOUSTON	62-410
11/19	L	7-32 at San Francisco	69-732
11/25	W	28-10 MINNESOTA	62-306
12/02	L	17-23 at SEATTLE	62-264
12/09	L	14-21 at Minnesota	64-134
12/16	L	13-21 GREEN BAY	62-534
12/23	W	28-13 at Arizona	62-734
12/30	W	26-24 at Detroit	64-451

Category	Bears	Opp
TOTAL FIRST DOWNS	292	286
Rushing	99	75
Passing	163	186
Penalty	30	25
3rd Down: Made/Att	80/219	78/220
3rd Down Pct.	36.5	35.5
4th Down: Made/Att	5/13	10/16
4th Down Pct.	38.5	62.5
POSESSION AVG.	31-33	28-27
TOTAL NET YARDS	4896	5050
Avg. Per Game	310.6	315.6
Total Plays	999	1021
Avg. Per Play	4.7	4.9
NET YARDS RUSHING	1970	1627
Avg. Per Game	123.1	101.7
Total Rushes	470	388
NET YARDS PASSING	2999	3423
Avg. Per Game	187.4	213.9
Sacked/Yards Lost	44/299	41/289
Gross Yards	3298	3712
Att./Comp.	485/287	592/350
Completion Pct.	59.2	59.1
Had Intercepted	16	24
PUNTS/AVERAGE	81/42.0	89/43.6
NET PUNTING AVG.	81/39.4	89/38.8
PENALTIES/YARDS	102/811	78/704
FUMBLES/BALL LOST	20/8	35/20
TOUCHDOWNS	42	39
Rushing	11	6
Passing	21	19
Returns	10	4

PASSING	Att	Cmp	Yds	Cmp%	Yd/Att	TD	TD%	Int	Int%	Lg	Sack/Lost	Rating
Cutler	434	255	3033	58.8	7.0	19	4.4	14	3.2	60t	38/250	81.3
Campbell	51	32	265	62.7	5.2	2	3.9	2	3.9	45	6/49	72.8
BEARS	485	287	3298	59.2	6.8	21	4.3	16	3.3	60t	44/299	80.4
OPPONENTS	592	350	3712	59.1	6.3	19	3.2	24	4.1	62	41/289	71.3

USUAL STARTERS				RANKINGS							
Offense		Defense		Team Stats		Bears		Avg		Rank	
WR.....	Brandon Marshall	RE.....	Julius Peppers	Total Yards.....	4696	310.6	28				
LT.....	JMarcus Webb	NT.....	Stephen Paea	Rushing Yards.....	1970	123.1	10				
LG.....	Chilo Rachal	DT.....	Henry Melton	Passing Yards.....	2999	187.4	29				
C.....	Roberto Garza	LE.....	Israel Idonije	Points Scored.....	375	23.4	16				
RG.....	Lance Louis	WLB.....	Lance Briggs								
RT.....	Gabe Carimi	MLB.....	Brian Urlacher								
TE.....	Kellen Davis	SLB.....	Nick Roach	Total Yards.....	5050	315.6	5				
WR.....	Alshon Jeffery	RCB.....	Charles Tillman	Rushing Yards.....	1627	101.7	8				
QB.....	Jay Cutler	LCB.....	Tim Jennings	Passing Yards.....	3423	213.9	8				
RB.....	Matt Forte	SS.....	Major Wright	Points Scored.....	277	17.3	3				
FB.....	Evan Rodriguez	FS.....	Chris Conte								

Score by Period	1	2	3	4	OT	Tot
BEARS	92	93	79	111	0	375
OPPONENTS	48	97	54	72	6	277

SCORING	Tds:	Ru-Pa-	R	K-PAT	FG	S	Pts	
Gould	0	0	0	0	33/33	21/25	0	66
Marshall	11	0	11	0	0	0	66	
Forté	6	5	1	0	0	0	36	
Bush	5	5	0	0	0	0	30	
Mare	0	0	0	0	7/7	6/8	25	
Jeffery	3	0	3	0	0	0	18	
Tillman	3	0	3	0	0	0	18	
Bennett	2	0	2	0	0	0	12	
Briggs	2	0	2	0	0	0	12	
Davis	2	0	2	0	0	0	12	
Allen	1	1	0	0	0	0	6	
Bowman	1	0	1	0	0	0	6	
Hester	1	0	1	0	0	0	6	
Jennings	1	0	1	0	0	0	6	
Spaeth	1	0	1	0	0	0	6	
Urlacher	1	0	1	0	0	0	6	
Wootton	1	0	1	0	0	0	6	
Wright	1	0	1	0	0	0	6	
Podlesh	0	0	0	0	0	2	2	
BEARS	42	11	21	10	40/40	27/33	0	375
OPPONENTS	29	6	19	4	26/26	23/27	2	277

2-Pt. Conversions: Podlesh, TEAM 1-2.
 OPPONENTS: 2-2.

RUSHING	No	Yds	Avg	Lg	TD
Forté	248	1094	4.4	46	5
Bush	114	411	3.6	20	5
Cutler	41	233	5.7	24	0
Allen	27	124	4.6	46t	1
Bell 29	76	2.6	18	0	0
Campbell	7	28	4.0	13	0
Hester	3	6	2.0	8	0
Marshall	1	-2	-2.0	-2	0
BEARS	470	1970	4.2	46t	11
OPPONENTS	388	1627	4.2	80t	6

RECEIVING	No	Yds	Avg	Lg	TD
Marshall	118	1508	12.8	56	11
Forté	44	340	7.7	47	1
Bennett	29	375	12.9	60t	2
Jeffery	24	367	15.3	55	3
Hester	23	242	10.5	39	1
Davis	19	229	12.1	25	2
Bush	9	83	9.2	18	0
Spaeth	6	28	4.7	13t	1
Adams	4	40	10.0	17	0
Rodriguez	4	21	5.3	11	0
Weems	2	27	13.5	18	0
Allen	2	16	8.0	15	0
Ellen	1	11	11.0	11	0
Sanzenbacher	1	7	7.0	7	0
Louis	1	4	4.0	4	0
BEARS	287	3298	11.5	60t	21
OPPONENTS	350	3712	10.6	62	19

PUNTING	No	Yds	Avg	Net	TB	Int	Lg	B
Podlesh	81	3399	42.0	39.4	6	34	64	0
BEARS	81	3399	42.0	39.4	6	34	64	0
OPPONENTS	89	3683	43.6	38.8	5	33	65	1

INTS	No	Yds	Avg	Lg	TD
Jennings	9	105	11.7	31	1
Wright	4	45	11.3	45t	1
Tillman	3	71	23.7	36t	3
Briggs	2	110	55.0	74t	2
Conte	2	70	35.0	35	0
Moore	2	2	1.0	2	0
Urlacher	1	46	46.0	46t	1
Hayden	1	39	39.0	39	0
BEARS	24	488	20.3	74t	8
OPPONENTS	16	241	15.1	56t	2

KO RETURNS	No	Yds	Avg	Lg	TD
Hester	24	621	25.9	40	0
Weems	13	231	17.8	27	0
Adams	3	38	12.7	15	0
Allen	2	10	5.0	7	0
Bennett	2	24	12.0	18	0
Wootton	2	0	0.0	0	0
Steltz	1	5	5.0	5	0
BEARS	47	929	19.8	40	0
OPPONENTS	37	767	20.7	38	0

PUNT RET.	Ret	FC	Yds	Avg	Lg	TD
Hester	40	6	331	8.3	44	0
Bennett	1	1	2	2.0	2	0
Bowman	1	0	0	0.0	0	0
Moore	1	0	0	0.0	0	0
Weems	1	1	0	0.0	0	0
BEARS	44	8	333	7.6	44	0
OPPONENTS	25	25	84	3.4	17	0

FGs	1-19	20-29	30-39	40-49	50+
Gould	0/0	7/7	5/7	7/9	2/2
Mare	0/0	2/3	3/3	1/2	0/0
BEARS	0/0	9/10	8/10	8/11	2/2
OPPONENTS	0/0	2/2	11/13	8/10	2/2
Gould:	(35G,26G)	(45G)	(54G,22G,37G)	(43G,21G)	(32G,31G)
(39G,47B,21G)	(33M,41G)	(40G,25G,22G)	(51G,24G,48N)	(147G,39B,46G)	(46G)
(10)	(10)	(10)	(34G,34G)	(20B)	(33G,43N,40G,28G,20G)
OPPONENTS:	(37N)	(48G,35G,54G)	(56G,46G)	(39G)	(31G)
(1)	(34G,31G,22G,43G,45G)	(39G)	(20G,42G)	(32G,37G,32G)	(40G,30B)
(31G)	(143N,42N)	(49G,35G)	(44G)		

DEFENSE	T	S	A	FF	FR	PD	Sa	Int
Briggs	128	77	51	2	0	10	1.5	2
Tillman	93	68	25	10	2	15	0.0	3
Wright	92	65	27	1	2	3	0.0	4
Urlacher	88	56	32	2	2	7	0.0	1
Conte	86	56	30	1	1	5	0.0	2
Roach	84	37	47	1	1	1	1.5	0
Jennings	68	53	15	0	0	16	0.0	9
Hayden	40	26	14	0	0	3	0.0	1
Idonije	40	23	17	0	1	0	0.5	0
Melton	33	27	6	1	0	7	0.0	0

Sacks: Peppers 11.5, Idonije 7.5, Wootton 7.0, Melton 6.0, McCliein 2.5, Paea 2.5, Briggs 1.5, Roach 1.5, Okoye 1.0.
TEAM: 41.0, OPPONENTS: 44.0

2013 CHICAGO BEARS STATISTICS

Record: 8-8, .500

2nd Place, NFC North

Head Coach: Marc Trestman

Date	Time	Opponent	Score
09/08	W 24-21	CINCINNATI	62,213
09/15	W 31-30	MINNESOTA	62,181
09/22	W 40-23	at Pittsburgh	61,575
09/29	L 32-40	at Detroit	64,552
10/06	L 18-26	NEW ORLEANS	62,361
10/10	W 27-21	N.Y. GIANTS	62,374
10/20	L 41-45	at Washington	83,147
11/04	W 27-20	at Green Bay	78,122
11/10	L 19-21	DETROIT	62,431
11/17	W 23-20	ot BALTIMORE	62,367
11/24	L 21-42	at St. Louis	66,024
12/01	L 20-23	ot at Minnesota	64,134
12/09	W 45-28	DALLAS	62,229
12/15	W 38-31	at Cleveland	71,513
12/22	L 11-54	at Philadelphia	69,144
12/29	L 28-33	GREEN BAY	62,708

Score by Period	1	2	3	4	OT	Tot
BEARS	96	124	90	132	3	445
OPPONENTS	112	147	97	119	3	478

SCORING TDs: Ru-Pa-R K-PAT FG S Pts

Gould	0	0	0	0	45/46	26/29	0	123
Marshall	12	0	12	0			2	76
Forté	12	9	3	0			1	74
Jeffery	7	0	7	0			1	44
M. Bennett	5	0	5	0			0	30
E. Bennett	4	0	4	0			1	26
Bush	4	3	1	0			0	24
Jennings	2	0	2	0			0	12
Bass	1	0	0	1			0	6
Bowman	1	0	0	1			0	6
Wright	1	0	0	1			0	6
Hester	1	0	0	1			0	6
Peppers	1	0	0	1			0	6
McCown	1	1	0	0			0	6

BEARS 52 13 32 7 45/46 26/29 5 445

OPPONENTS 56 22 25 9 54/54 28/30 1 478

2-P. Conversions: B. Marshall 2, Forte, Jeffery, E. Bennett TEAM: 5-6, OPPONENTS: 1-2

RUSHING No Yds Avg Lg TD

Forté	289	1339	4.6	55	9
Bush	63	197	3.1	40t	3
Cutler	23	118	5.1	18	0
Jeffery	16	105	6.6	38	0
McCown	13	69	5.3	20	1
BEARS	404	1828	4.5	55	13
OPPONENTS	483	2583	5.3	65t	22

RECEIVING No Yds Avg Lg TD

Marshall	100	1295	13.0	44	12
Jeffery	89	1421	16.0	80t	7
Forté	74	594	8.0	34	3
M. Bennett	65	759	11.7	43	5
E. Bennett	32	243	7.6	17t	4
Fiammetta	4	57	14.3	30	0
Bush	4	48	12.0	17t	1
Wilson	2	13	6.5	10	0
Rosario	1	13	13.0	13	0
Weems	1	8	8.0	8	0
Long	1	-1	-1.0	-1	0
BEARS	373	4450	11.9	80t	32
OPPONENTS	315	3919	12.4	48t	25

PUNTING No Yds Avg Net TB In Lg B

Podlesh	68	2763	40.6	37.9	2	27	65	1
BEARS	68	2763	40.6	37.9	2	27	65	1
OPPONENTS	58	2581	44.5	38.4	5	16	65	0

INTS No Yds Avg Lg TD

Jennings	4	111	27.8	48t	2
Tillman	3	69	23.0	41	0
Bowman	3	67	22.3	43t	1
Conte	3	48	16.0	35	0
Wright	2	46	23.0	38t	1
Greene	1	49	49.0	49	0
Bass	1	24	24.0	24t	1
Peppers	1	14	14.0	14	0
Bostic	1	0	0.0	0	0
BEARS	19	428	22.5	49	5
OPPONENTS	13	225	17.3	54t	3

KO RETURNS No Yds Avg Lg TD

Hester	52	1436	27.6	80	0
Anderson	5	82	16.4	21	0
Weems	5	57	11.4	19	0
Ford	5	37	7.4	11	0
Rosario	2	10	5.0	6	0
Marshall	1	-8	-8.0	0	0
BEARS	70	1614	23.1	80	0
OPPONENTS	47	883	18.8	105t	1

PUNT RET. Ret FC Yds Avg Lg TD

Hester	18	11	256	14.2	81t	1
Weems	0	1	0	0.0	0	0
BEARS	18	12	256	14.2	81t	1
OPPONENTS	15	25	111	7.4	57	0

FGs 1-19 20-29 30-39 40-49 50+

Gould	0/0	11/11	6/7	6/7	3/4
BEARS	0/0	11/11	6/7	6/7	3/4
OPPONENTS	1/1	9/9	10/10	7/8	1/2
Gould:	(58G)(20G)(47G,32G)(34G,28G,25G)(27G)(40G,52G)(47G,34N,49G)(24G,27G)(25G,32G)(20G,46G,38G)(0)(30G,40G,66N,47N)(27G,34G,23G)(23G)(50G)				
OPPONENTS:	0(28G,28G,22G)(27G,36G,44G)(23G,31G,41G,43G)(47G,19G,36G,48G)(0)(38G)(30G,23G)(45N)(52G,21G)(29G,40G)(32G,30G,57N,34G)(0)(35G)(49G)(33G,27G)				

DEFENSE (Top 10) T S A FF FR PD Sa Int

Anderson	129.5	76	42	0	1	3	4.0	0
Wright	117	97	20	2	0	1	0.0	2
Conte	95	70	24	1	0	7	0.0	3
Briggs	87	51	23	2	0	5	3.0	0
Bostic	75.5	46	24	0	1	0	1.0	1
Jennings	66	54	12	3	1	12	0.4	4
Frey	62	38	24	0	0	2	0.0	0
Tillman	52.5	30	20	3	0	4	0.0	3
Bowman	49	39	8	0	0	10	0.3	0
Peppers	48.5	26	11	2	1	4	7.0	2

Sacks: Peppers 7.0, Anderson 4.0, McClellin 4.0, Wootton 3.0, Briggs 3.0, Bostic 2.0, Williams 2.0, Paea 1.5, Ratliff 1.5, Bass 1.0, Ozougwu 1.0, Collins 1.0. **TEAM: 31.0, OPPONENTS: 30.0**

PASSING	Att	Cmp	Yds	Cmp%	Yd/Att	TD	TD%	Int	Int%	Lg	Sack/Lost	Rating
Cutler	355	224	2621	63.1%	7.4	19	5.4%	12	3.4%	67	19/132	89.2
McCown	224	149	1829	66.5%	8.2	13	5.8%	1	0.4%	80t	11/37	109.0
BEARS	579	373	4450	64.4%	7.7	32	5.5%	13	2.2%	80t	30/169	96.9
OPPONENTS	507	315	3919	62.1%	7.7	25	4.9%	19	3.7%	48t	31/189	86.9

USUAL STARTERS

Offense	Defense
WR.....Brandon Marshall	RE.....Julius Peppers
LT.....Jermon Bushrod	NT.....Stephen Paea
LG.....Matt Slauson	DT.....Corey Wootton
C.....Roberto Garza	LE.....Shea McClellin
RG.....Kyle Long	WLB.....Lance Briggs
RT.....Jordan Mills	MLB.....Jonathan Bostic
TE.....Martellus Bennett	SLB.....James Anderson
WR.....Alshon Jeffery	RCB.....Charles Tillman
QB.....Jay Cutler	LCB.....Tim Jennings
RB.....Matt Forté	SS.....Major Wright
FB.....Tony Fiammetta	FS.....Chris Conte

RANKINGS

Team Stats	Bears	Avg	Rank
Total Yards	6109	381.8	8
Rushing Yards	1828	114.3	16
Passing Yards	4281	267.6	5
Points Scored	445	27.8	2

	Opp	Avg	Rank
Total Yards	6313	394.6	30
Rushing Yards	2583	161.4	32
Passing Yards	3730	233.1	15
Points Scored	478	29.9	30t

HISTORY

2015 CHICAGO BEARS STATISTICS

Record: 6-10, .375
4th Place, NFC North
Head Coach: John Fox

Date	Time	Opponent	Score
09/13	L 23-31	GREEN BAY	62,442
09/20	L 23-48	ARIZONA	62,351
09/27	L 0-26	at Seattle	69,002
10/04	W 22-20	OAKLAND	62,409
10/11	W 18-17	at Kansas City	75,799
10/18	L 34-37	ot at Detroit	57,648
11/01	L 20-23	MINNESOTA	62,311
11/09	W 22-19	at San Diego	68,033
11/15	W 37-13	at St. Louis	58,653
11/22	L 15-17	DENVER	62,483
11/26	W 17-13	at Green Bay	78,488
12/06	L 20-26	ot SAN FRANCISCO	62,088
12/13	L 21-24	WASHINGTON	61,026
12/20	L 17-38	at Minnesota	52,421
12/27	W 26-21	at Tampa Bay	63,734
01/03	L 20-24	DETROIT	61,177

	Bears	Opp
TOTAL FIRST DOWNS	312	307
Rushing	108	103
Passing	177	182
Penalty	27	22
3rd Down: Made/Att	93/219	89/201
3rd Down Pct.	42.5%	44.3%
4th Down: Made/Att	6/10	5/12
4th Down Pct.	60.0%	41.7%
POSSESSION AVG.	31.01	28.59
TOTAL NET YARDS	5514	5527
Avg. Per Game	344.6	345.4
Total Plays	1025	980
Avg. Per Play	5.4	5.6
NET YARDS RUSHING	1854	1934
Avg. Per Game	115.9	120.9
Total Rushes	468	433
NET YARDS PASSING	3660	3593
Avg. Per Game	228.8	224.6
Sacked/Yards Lost	34/183	35/237
Gross Yards	3843	3830
Attempts/Completions	523/334	512/322
Completion Pct.	63.9%	62.9%
Had Intercepted	12	8
PUNTS/AVERAGE	74/43.7	74/44.2
NET PUNTING AVG.	74/39.6	74/39.3
PENALTIES/YARDS	99/909	98/895
FUMBLES/BALL LOST	20/9	18/9
TOUCHDOWNS	34	47
Rushing	13	9
Passing	21	31
Returns	0	7

PASSING	Att	Cmp	Yds	Cmp%	Yd/Att	TD	TD%	Int	Int%	Lg	Sack/Lost	Rating
Cutler	483	311	3659	64.4%	7.57	21	4.3%	11	2.3%	87t	29/150	92.3
Clausen	40	23	184	57.5%	4.60	0	0.0%	1	2.5%	22	4/30	58.8
Mariani	0	0	0	0.0%	0.0	0	0.0%	0	0.0%	0	1/3	0.0
BEARS	523	334	3843	63.9%	7.35	21	4.0%	12	2.3%	87t	34/183	89.7
Opponents	512	322	3830	62.9%	7.48	31	6.1%	8	1.6%	71t	35/237	99.3

Score by Period	1	2	3	4	OT	Tot
BEARS	41	125	45	124	0	335
OPPONENTS	110	108	72	100	9	397

SCORING	TDs: Ru-Pa-R	K-PAT	FG	S	Pts			
Gould	0	0	0	0	28/29	33/39	0	127
Forté	7	4	3	0	0	1	44	
Langford	7	6	1	0	0	1	44	
Miller	5	0	5	0	0	0	30	
Jeffery	4	0	4	0	0	0	24	
Bennett	3	0	3	0	0	0	18	
Carey	3	2	1	0	0	0	18	
Bellamy	2	0	2	0	0	0	12	
Wilson	1	0	1	0	0	0	6	
Cutler	1	1	0	0	0	0	6	
Royal	1	0	1	0	0	0	6	
BEARS	34	13	21	0	28/29	33/39	2	335
OPPONENTS	47	9	31	7	43/46	24/48	0	397

2-Pt. Conversions: Forte, Langford, TEAM: 2/5.
OPPONENTS: 0/0

RUSHING	No	Yds	Avg	Lg	TD
Forté	218	898	4.1	27	4
Langford	148	537	3.6	23	6
Cutler	38	201	5.3	26	1
Carey	43	159	3.7	11	2
Rodgers	14	41	2.9	5	0
Smith	1	11	11.0	11	0
Clausen	5	8	1.6	11	0
Royal	1	-1	-1.0	-1	0
BEARS	468	1854	4.0	27	13
OPPONENTS	433	1934	4.5	44t	9

RECEIVING	No	Yds	Avg	Lg	TD
Jeffery	54	807	14.9	50	4
Bennett	53	439	8.3	24t	3
Forté	44	389	8.8	38	3
Royal	37	238	6.4	30	1
Miller	34	439	12.9	87t	5
Wilson	28	464	16.6	50	1
Mariani	22	300	13.6	26	0
Langford	22	279	12.7	83t	1
Bellamy	19	224	11.8	48t	2
Meredith	11	120	10.9	22	0
Housler	3	27	9.0	12	0
Carey	3	19	6.3	11	1
Thompson	2	81	40.5	45	0
Rodgers	1	10	10.0	10	0
Lee	1	7	7.0	7	0
BEARS	334	3843	11.5	87t	21
OPPONENTS	322	3830	11.9	71t	31

PUNTING	No	Yds	Avg	Net	TB	In	Lg	B
O'Donnell	70	3097	44.2	39.7	4	28	72	1
Lanning	3	136	45.3	35.7	0	1	51	0
BEARS	74	3233	43.7	39.6	4	29	72	1
Opponents	74	3272	44.2	39.3	6	26	64	0

INTS	No	Yds	Avg	Lg	TD
Fuller	2	24	12.0	15	0
Young	1	39	39.0	39	0
Jones-Quartey	1	23	23.0	23	0
McPhee	1	13	13.0	13	0
Allen	1	2	2.0	2	0
Porter	1	2	2.0	2	0
Anderson	1	0	0.0	0	0
BEARS	8	103	12.9	39	0
OPPONENTS	12	241	20.1	68t	3

KO RETURNS	No	Yds	Avg	Lg	TD
Mariani	16	418	26.1	47	0
Thompson	14	409	29.2	74	0
Carey	2	38	19.0	22	0
Rodgers	1	15	15.0	15	0
Bellamy	0	12	12.0	12	0
BEARS	33	892	27.0	74	0
OPPONENTS	39	983	25.2	108t	2

PUNT RET.	Ret	FC	Yds	Avg	Lg	TD
Mariani	29	22	192	6.6	20	0
Callahan	1	0	34	34.0	34	0
Royal	1	0	16	16.0	16	0
BEARS	31	22	248	7.8	34	0
OPPONENTS	30	22	226	7.5	65t	1

FGS	1-19	20-29	30-39	40-49	50+
Gould	1/1	8/8	10/12	7/9	7/9
BEARS	1/1	8/8	10/12	7/9	7/9
OPPONENTS	0/0	7/8	8/8	6/6	3/6
Gould: (28G,50G,44G) (40G,23G,51G) () (19G,54G,49G) (44G,30G) (27G,23G,38G,29G) (55G,33G,51N) (47N,34N) (35G,37G,36G) (46G,37G,37G) (21G) (40G,51G,40N,36N) (50N) (51G) (26G,27G,50G,39G) (49G,34G)					
OPPONENTS: (37G) () (31G,21G,45G,48G) (29G,41G) (35G,27B,66SH) (39G,32G,27G) (43G,48G,36G) (31G,22G) (26G,38G) (24G) (22G,50G) () (47G) (53G) (52N) (54N,59G)					

DEFENSE	(Top 10)	T	S	A	FF	FR	PD	Sa	Int
Amos	108	78	30	0	0	4	1	0	0
Jones	98	70	28	0	1	4	0	0	0
McClellin	96	65	31	1	1	2	0	0	0
McPhee	64	43	21	1	0	3	6	0	1
Acho	60	31	29	1	1	1	0	0	0
Fuller	56	45	11	0	0	15	0	2	2
Houston	51	34	17	0	1	0	8	0	0
Young	47	31	16	0	0	3	6	5	1
Rolie	45	32	13	0	0	1	0	0	0
Anderson	40	31	9	0	0	5	0	1	0
Sacks: Houston 8.0, Young 6.5, McPhee 6.0, Goldman 4.5, Jenkins 4.0, Gaston 1.0, Amos 1.0, Unrein 1.0, Scruggs 1.0, Prosniski 1.0, Callahan 1.0.									
TEAM: 35.0, OPPONENTS: 34.0									

HISTORY

USUAL STARTERS

Offense	Defense
WR.....Eddie Royal	DE.....Mitch Unrein
LT.....Charles Leno	NT.....Eddie Goldman
LG.....Matt Slauson	DE.....Jarvis Jenkins
C.....Hroniss Grasu	OLB.....Sam Acho
RG.....Vladimir Ducasse	ILB.....Shea McClellin
RT.....Kyle Long	OLB.....Christian Jones
TE.....Martellus Bennett	OLB.....Pernell McPhee
WR.....Alshon Jeffery	CB.....Tracy Porter
QB.....Jay Cutler	CB.....Kyle Fuller
RB.....Matt Forté	S.....Adrian Amos
FB/TE.....Zach Miller	S.....Antrel Rolle

RANKINGS

Team Stats	Bears	Avg	Rank
Total Yards	5514	344.6	21
Rushing Yards	1854	115.9	11
Passing Yards	3660	228.8	23
Points Scored	335	20.9	23
Opp	Avg	Rank	
Total Yards	5527	345.4	14
Rushing Yards	1934	120.9	22t
Passing Yards	3593	224.6	4
Points Scored	397	24.8	20

2016 CHICAGO BEARS STATISTICS

Record: 3-13, .188
4th Place, NFC North
Head Coach: John Fox

Date	Result	Time	Opponent	Score
09/11	L	14-23	at Houston	71.933
09/19	L	14-29	PHILADELPHIA	62.268
09/25	L	17-31	at Dallas	90.554
10/02	W	17-14	DETROIT	60.841
10/9	L	23-29	at Indianapolis	66.622
10/16	L	16-17	JACKSONVILLE	61.054
10/20	L	10-26	at Green Bay	78.217
10/31	W	20-10	MINNESOTA	60.422
11/13	L	10-36	at Tampa Bay	62.898
11/20	L	16-22	at New York Giants	78.898
11/27	L	21-27	TENNESSEE	59.494
12/04	W	26-6	SAN FRANCISCO	59.782
12/11	L	17-20	at Detroit	61.726
12/18	L	27-30	GREEN BAY	61.137
12/24	L	21-41	WASHINGTON	57.953
01/01	L	10-38	at Minnesota	66.808

	Bears	Opp
TOTAL FIRST DOWNS	324	322
Rushing	93	99
Passing	212	188
Penalty	19	35
3rd Down: Made/Att	70/185	85/210
3rd Down Pct.	37.8%	40.5%
4th Down: Made/Att	4/14	10/14
4th Down Pct.	28.6%	71.4%
POSSESSION AVG.	28:07	31:53
TOTAL NET YARDS	5704	5548
Avg. Per Game	356.5	346.8
Total Plays	967	1012
Avg. Per Play	5.9	5.5
NET YARDS RUSHING	1735	1950
Avg. Per Game	108.4	121.9
Total Rushes	380	445
NET YARDS PASSING	3969	3598
Avg. Per Game	248.1	224.9
Sacked/Yards Lost	28/170	37/230
Gross Yards	4139	3828
Attempts/Completions	559/347	530/342
Completion Pct.	62.1%	64.5%
Had Intercepted	19	8
PUNTS/AVERAGE	68/44.0	67/45.5
NET PUNTING AVG.	38.4	41.4
PENALTIES/YARDS	110/967	103/959
FUMBLES/BALL LOST	26/12	13/3
TOUCHDOWNS	32	43
Rushing	10	18
Passing	19	22
Returns	3	3

PASSING	Att	Cmp	Yds	Cmp%	Yd/Att	TD	TD%	Int	Int%	Lg	Sack/Lost	Rating
Barkley	216	129	1611	59.7%	7.5	8	3.7%	14	6.5%	37	6/43	68.3
Hoyer	200	134	1445	67.0%	7.2	6	3.0%	0	0.0%	64	4/18	98.0
Cutler	137	81	1059	59.1%	7.7	4	2.9%	5	3.6%	54	17/104	78.1
Fales	5	2	22	40.0%	4.4	0	0.0%	0	0.0%	12	1/5	53.8
Meredith	1	1	2	100.0%	2.0	1	100.0%	0	0.0%	2t	0/0	118.8
BEARS	559	347	4139	62.1%	7.4	19	3.4%	19	3.4%	64	28/170	81.8
Opponents	530	342	3828	64.5%	7.2	22	4.2%	8	1.5%	60t	37/230	93.5

USUAL STARTERS	
Offense	Defense
WR.....Alshon Jeffery	DE.....Akiem Hicks
LT.....Charles Leno, Jr.	NT.....Eddie Goldman
LG.....Josh Sitton	DE.....Mitch Unrein
C.....Cody Whitehair	OLB.....Willie Young
RG.....Kyle Long	ILB.....Jerrold Freeman
RT.....BobbyMassie	ILB.....Danny Trevathan
TE.....Zach Miller	OLB.....Leonard Floyd
WR.....Cameron Meredith	CB.....Tracy Porter
QB.....Jay Cutler	CB.....CreVon LeBlanc
RB.....Jordan Howard	S.....Adrian Amos
FB/TE...Paul Lasike	S.....Harold Jones-Quartey

Score by Period	1	2	3	4	OT	Tot
BEARS	42	105	52	80	0	279
OPPONENTS	67	125	84	123	0	399

SCORING	TDs: Ru-Pa-R	K-PAT	FG	S	Pts
Barth	0	0	0	0	31/32 18/23 0 85
Howard	7	6	1	0	0 42
Miller	4	0	4	0	0 24
Langford	4	0	4	0	0 24
Meredith	4	0	4	0	0 24
Royal	3	0	2	1	0 18
Jeffery	2	0	2	0	0 12
Thompson	2	0	2	0	0 12
Floyd	1	0	0	1	8
Wilson	1	0	1	0	0 6
Barkley	1	0	1	0	0 6
Bellamy	1	0	1	0	0 6
Brown	1	0	1	0	0 6
LeBlanc	1	0	0	1	0 6

BEARS 32 10 19 3 31/32 18/23 1 279
OPPONENTS 43 18 22 3 38/42 33/35 1 399
2-Pt. Conversions: TEAM: 0/0, OPPONENTS: 1/1

RUSHING	No	Yds	Avg	Lg	TD
Howard	252	1,313	5.2	69	6
Langford	62	200	3.2	23	4
Carey	32	126	3.9	24	0
Bellamy	4	37	9.3	22	0
Cutler	5	24	4.8	12	0
White	1	9	9.0	9	0
Lasike	3	8	2.7	5	0
Bell	3	6	2.0	6	0
Meredith	1	6	6.0	6	0
Addison	1	4	4.0	4	0
Barkley	7	2	0.3	5	0
Proskinski	1	2	2.0	2	0
Fales	1	0	0.0	0	0
Hoyer	7	-2	-0.3	3	0
BEARS	380	1735	4.6	69	10
OPPONENTS	445	1950	4.4	61t	18

RECEIVING	No	Yds	Avg	Lg	TD
Meredith	66	888	13.5	50t	4
Jeffery	52	821	15.8	54	2
Miller	47	486	10.3	34	4
Bell	33	369	11.2	64	2
Howard	29	298	10.3	34	1
Thompson	22	249	11.3	24	2
Bellamy	19	282	14.8	31	1
White	19	187	9.8	32	0
Langford	19	142	7.5	19	0
Brown	16	124	7.8	12	1
Wilson	9	160	17.8	35	1
Carey	5	55	11.0	16	0
Braunecker	4	41	10.3	14	0
Paulsen	3	15	5.0	7	0
Addison	1	11	11.0	11	0
Pruitt	1	6	6.0	6	0
Lasike	1	3	3.0	3	0
Barkley	1	2	2.0	2t	1
BEARS	347	4139	11.9	64	19
OPPONENTS	342	3828	11.2	60	22

PUNTING	No	Yds	Avg	Net	TB	In	Lg	B
O'Donnell	68	2994	44.0	38.4	5	24	67	0
BEARS	68	2994	44.0	38.4	5	24	67	0
Opponents	67	3049	45.5	41.4	3	24	74	0

INTS	No	Yds	Avg	Lg	TD
Porter	2	28	14.0	25	0
LeBlanc	2	24	12.0	24t	1
Glenn	1	21	21.0	21	0
Jones-Quartey	1	0	0.0	0	0
Hurst	1	0	0.0	0	0
Hall	1	0	0.0	0	0
BEARS	8	73	9.1	25	1
Opponents	19	258	13.6	79	1

KO RETURNS	No	Yds	Avg	Lg	TD
Thompson	35	804	23.0	64	0
Carey	2	38	19.0	22	0
Callahan	2	17	8.5	17	0
Addison	1	18	18.0	18	0
Bellamy	1	15	15.0	15	0
Lasike	1	5	5.0	5	0
BEARS	42	897	21.4	64	0
Opponents	36	777	21.6	64	0

PUNT RET.	Ret	FC	Yds	Avg	Lg	TD
Royal	19	15	166	8.7	65t	1
LeBlanc	5	3	43	8.6	13	0
Addison	2	1	3	1.5	3	0
Callahan	1	8	3	3.0	3	0
BEARS	27	27	215	8.0	65t	1
Opponents	22	31	282	12.8	85t	1

FGS	1-19	20-29	30-39	40-49	50+
Barth	0/0	7/8	7/8	3/4	1/3
BEARS	1/1	7/8	7/8	3/4	1/3
OPPONENTS	2/2	12/12	9/10	5/6	5/5
Barth: 0 (31N) (34G) (50N,25G) (35G,49G, 24G, 49N) (36G,24G,32G) (39G) (30G,28G) (54G) (40G,51N) 0 (45G) (38G) (22G, 26G) (22B) (29G)					
OPPONENTS: (28G, 28G, 38G) (25G, 29G, 53G) (49G,47N) (50G,21G) (54G,53G,26G,41G,46G) (30G) (32G,40G,31B) (30G) (30G,27G) (46G) (19G,31G) (31G,28G) (29G,54G) (34G,18G,32G) (29G,20G) (21G)					

DEFENSE	(Top 10)	T	S	A	FR	PD	Sa	Int
Freeman	127	96	31	0	0	0	0	0
Jones-Quartey	82	67	15	0	0	0	0	0
Trevathan	73	49	24	0	0	0	1	0
Hicks	71	50	21	2	1	3	7	0
Amos	60	50	10	2	1	4	0	0
Young	59	36	23	1	0	2	7.5	0
Kwiatkoski	52	39	13	1	1	1	1	0
Floyd	51	33	18	1	1	1	1	0
Porter	48	43	5	1	0	13	0	2
LeBlanc	46	36	10	0	0	13	0	2

Sacks: Young 7.5, Floyd 7.0, Hicks 7.0, McPhee 4.0, Goldman 2.5, Washington 2.0, Bullard 1.0, Unrein 1.0, Acho 1.0, Trevathan 1.0, Kwiatkoski 1.0, Wilson 1.0, Hurst 1.0. **TEAM: 37.0, OPPONENTS: 28.0**

RANKINGS			
Team Stats	Bears	Avg	Rank
Total Yards	5704	356.5	15
Rushing Yards	1735	108.4	17
Passing Yards	3969	248.1	14
Points Scored	279	17.4	28t
Opp	Avg	Rank	
Total Yards	5548	346.8	15
Rushing Yards	1950	121.9	27
Passing Yards	3598	224.9	27
Points Scored	399	24.9	24

2017 CHICAGO BEARS STATISTICS

Record: 5-11, 313

4th Place, NFC North

Head Coach: John Fox

Date	Time	Opponent	Score
09/10	L 17-23	ATLANTA	61,857
09/17	L 7-29	at Tampa Bay	56,640
09/24	W 23-17	at PITTSBURGH	62,172
09/28	L 14-35	at Green Bay	78,362
10/09	L 17-20	MINNESOTA	61,834
10/15	W 27-24	at Baltimore	70,616
10/22	W 17-3	CAROLINA	61,256
10/29	L 12-20	at New Orleans	73,192
11/12	L 16-23	GREEN BAY	61,285
11/19	L 24-27	DETROIT	60,635
11/26	L 3-31	at Philadelphia	69,596
12/03	L 14-15	SAN FRANCISCO	61,302
12/10	W 33-7	at Cincinnati	52,002
12/16	L 10-20	at Detroit	65,872
12/24	W 20-3	CLEVELAND	58,796
12/31	L 10-23	at Minnesota	66,802

Score by Period	1	2	3	4	OT	Tot
BEARS	48	83	41	83	9	264
OPPONENTS	64	126	58	72	0	320

Scoring	TD	Ru	Pa	Rt	PAT	FG	2Pt	Pts
Howard	9	9	0	0	0	0	0	54
Barth	0	0	0	0	17/17	11/16	0	50
Cohen	4	2	1	1	0	0	0	24
Nugent	0	0	0	0	7/9	4/4	0	19
Shaheen	3	0	3	0	0	0	0	18
Trubisky	2	2	0	0	0	0	0	14
Jackson	2	0	0	2	0	0	0	12
Miller	2	0	2	0	0	0	0	12
Cunningham	2	0	2	0	0	0	0	12
Sims	1	0	1	0	0	0	0	6
Amos	1	0	0	1	0	0	0	6
Callahan	1	0	0	1	0	0	0	6
Inman	1	0	1	0	0	0	0	6
Bellamy	1	0	1	0	0	0	0	6
Thompson	1	0	1	0	0	0	0	6
Wright	1	0	1	0	0	0	0	6
Santos	0	0	0	0	2/2	1/2	0	5
Floyd	0	0	0	0	0	0	0	0
BEARS	31	13	13	5	26/28	16/22	1	264
OPPONENTS	33	10	18	5	31/32	29/32	1	320

2-Pt. Conversions: Trubisky, Team: 1/2.

OPPONENTS: 1/1

RUSHING	No	Yds	Avg	Lg	TD
Howard	276	1122	4.1	53	9
Cohen	87	370	4.3	46	2
Trubisky	41	248	6.0	46	2
Cunningham	9	29	3.2	12	0
M. Burton	4	9	2.3	7	0
Bellamy	1	6	6.0	6	0
Gennono	4	4	1.0	2	0
BEARS	422	1788	4.2	53	13
OPPONENTS	432	1730	4.0	58t	10

RECEIVING	No	Yds	Avg	Lg	TD
Wright	59	614	10.4	22	1
Cohen	53	353	6.7	70	1
Bellamy	24	376	15.7	46t	1
Inman	23	334	14.5	26	1
Howard	23	125	5.4	12	0
Cunningham	20	240	12.0	40	2
Miller	20	236	11.8	29	2
Sims	15	180	12.0	27t	1
Brown	13	129	9.9	17	0
Shaheen	12	127	10.6	31	3
Thompson	11	125	11.4	20	1
McBride	8	144	18.0	45	0
Wheaton	3	51	17.0	22	0
Gentry	3	35	11.7	15	0
M. Burton	2	8	4.0	8	0
White	2	6	3.0	6	0
Grasu	0	2	0	2	0
BEARS	291	3085	10.6	70	13
OPPONENTS	343	3653	10.7	88t	18

PUNTING	No	Yds	Avg	Net	TB	In	Lg	B
O'Donnell	87	4087	47.0	39.7	6	27	69	0
BEARS	87	4087	47.0	39.7	6	27	69	0
OPPONENTS	74	3491	47.2	41.3	5	30	67	0

INTS	No	Yds	Avg	Lg	TD
Jackson	2	82	41.0	76t	1
Callahan	2	73	36.5	52	0
Fuller	2	0	0.0	0	0
Amos	1	90	90.0	90t	1
Trevathan	1	8	8.0	8	0
BEARS	8	253	31.6	90t	2
OPPONENTS	12	180	15.0	59	1

KO RETURNS	No	Yds	Avg	Lg	TD
Cohen	26	583	22.4	46	0
Thompson	11	229	20.8	29	0
Cunningham	7	147	21.0	28	0
Robertson-Harris	1	7	7.0	7	0
Acho	1	3	3.0	3	0
BEARS	46	969	21.1	46	0
Opponents	32	699	21.8	96t	1

PUNT RET.	Ret	FC	Yds	Avg	Lg	TD
Cohen	29	15	272	9.4	61t	1
Jackson	2	1	6	3.0	7	0
Callahan	1	0	59	59.0	59t	1
BEARS	32	16	337	10.5	61t	2
OPPONENTS	49	15	512	10.4	77t	1

FGs	1-19	20-29	30-39	40-49	50+
Barth	1/1	4/4	0/0	5/9	1/2
Nugent	0/0	1/1	1/1	1/1	1/1
Santos	0/0	0/0	1/1	0/0	0/1
Team	1/1	5/5	2/2	6/10	2/4

OPPONENTS 0/0 9/9 8/10 8/8 4 5
Barth: (54G) 0 (47N, 24G) (47N) 0 (24G, 40G) (52B, 19C) (27G, 48N, 44G) (45G, 44G, 49G) (23G, 46N)
Santos: (54N, 38G) 0
Nugent: (34G 27G) (41G) () (55G)
OPPONENTS: (48G, 28G, 37G) (42G, 50G, 23G) (35B, 32G) 0 (26G, 26G) (27G, 31G, 50G) (36G) (45G 49G) (40G, 24G, 50G, 35N) (27G, 52G) (45G) (33G, 28G, 35G, 34G, 24G) 0 (48G, 31G) (48G) (55N)

DEFENSE	(Top 10)	T	S	A	FF	FR	PD	Sa	Int
Trevathan	89	60	29	1	5	0	0	1	0
C. Jones	84	57	27	1	2	0	0	0	0
Jackson	70	53	17	1	6	0	0	2	2
Fuller	68	60	8	0	22	0	0	2	2
Amos	67	60	7	2	3	0	0	1	1
Hicks	54	39	15	0	0	0	0	0	0
Amukamara	48	45	3	0	7	0	0	0	0
Kwiatkoski	45	34	11	1	2	0	0	0	0
Goldman	44	27	17	0	0	0	0	0	0
Acho	40	27	13	1	1	0	0	0	0

Sacks: Hicks 8.5, Floyd 4.5, Houston 4.0, McPhee 4.0, Acho 3.0, Unrein 2.5, Kwiatkoski 2.0, Trevathan 2.0, Young 2.0, C. Jones 2.0, Robertson-Harris 2.0, Goldman 1.5, Callahan 1.0, LeBlanc 1.0, H. Jones 1.0, Bullard 1.0 **TEAM: 42.0, OPPONENTS: 39.0**

	Bears	Opp
TOTAL FIRST DOWNS	267	298
Rushing	93	85
Passing	144	180
Penalty	30	33
3rd Down: Made/Att	71/205	86/219
3rd Down Pct.	34.6%	39.3%
4th Down: Made/Att	7/18	6/11
4th Down Pct.	38.9%	54.5%
POSSESSION AVG.	28:41	31:19
TOTAL NET YARDS	4599	5106
Avg. Per Game	287.4	319.1
Total Plays	934	1003
Avg. Per Play	4.9	5.1
NET YARDS RUSHING	1788	1730
Avg. Per Game	111.8	108.1
Total Rushes	422	432
NET YARDS PASSING	2811	3376
Avg. Per Game	175.7	211.0
Sacked/Yards Lost	39/274	42/277
Gross Yards	3085	3653
Att./Comp.	473/291	529/343
Completion Pct.	61.5%	64.8%
Had Intercepted	12	8
PUNTS/AVERAGE	87/47.0	74/47.2
NET PUNTING AVG.	39.7	41.3
PENALTIES/YARDS	115/943	118/910
FUMBLES/BALL LOST	24/10	19/14
TOUCHDOWNS	31	33
Rushing	13	10
Passing	13	18
Returns	5	5

PASSING	Att	Cmp	Yds	Cmp%	Yd/Att	TD	TD%	Int	Int%	Lg	Sack/Lost	Rating
Trubisky	330	196	2193	59.4%	6.6	7	2.1%	7	2.1%	70	31/196	77.5
Gennono	140	93	833	66.4%	6.0	4	2.9%	5	3.6%	29	8/78	76.8
Cohen	2	1	21	50.0%	10.5	1	50.0%	0	0.0%	21t	0/0	127.1
O'Donnell	1	1	38	100.0%	38.0	1	100.0%	0	0.0%	38t	0/0	158.3
Team	473	291	3085	61.5%	6.5	13	2.7%	12	2.5%	70	39/274	79.1
Opponents	529	343	3653	64.8%	6.9	18	3.4%	8	1.5%	88t	42/277	89.9

USUAL STARTERS

Offense	Defense
WR.....Kendall Wright	DE.....Akiem Hicks
LT.....Charles Leno, Jr.	NT.....Eddie Goldman
LG.....Josh Sitton	DE.....Mitch Unrein
C.....Cody Whitehair	OLB.....Leonard Floyd
RG.....Kyle Long	ILB.....Christian Jones
RT.....Bobby Massie	ILB.....Danny Trevathan
TE.....Dion Sims	OLB.....Sam Acho
WR.....Josh Bellamy	CB.....Kyle Fuller
QB.....Mitchell Trubisky	CB.....Prince Amukamara
RB.....Jordan Howard	S.....Eddie Jackson
TE.....Adam Shaheen	S.....Adrian Amos

RANKINGS

Team Stats	Bears	Avg	Rank
Total Yards	4599	287.4	30
Rushing Yards	1788	111.8	16
Passing Yards	2811	175.7	32
Points Scored	264	16.5	29
Opp Avg Rank			
Total Yards	5106	319.1	10
Rushing Yards	1730	108.1	11
Passing Yards	3376	211.0	7
Points Scored	320	20.0	9

HISTORY

2018 CHICAGO BEARS STATISTICS

Record: 12-4, 750
1st Place, NFC North
Head Coach: Matt Nagy

9/9	L	23-24	at Green Bay	78,282
9/17	W	24-17	SEATTLE	57,960
9/23	W	16-14	at Arizona	62,163
9/30	W	48-10	TAMPA BAY	61,893
10/14	L	28-31	at Miami	65,791
10/21	L	31-38	NEW ENGLAND	62,389
10/28	W	24-10	NEW YORK	61,397
11/4	W	41-9	at Buffalo	68,749
11/11	W	34-22	DETROIT	61,393
11/18	W	25-20	MINNESOTA	61,651
11/22	W	23-16	at Detroit	65,884
12/2	L	27-30	at New York	76,465
12/9	W	15-6	LOS ANGELES RAMS	61,695
12/16	W	24-17	GREEN BAY	62,372
12/23	W	14-9	at San Francisco	70,806
12/30	W	24-10	at Minnesota	66,878
PLAYOFFS				
1/6	L	15-16	Philadelphia	62,462

	Bears	Opp
TOTAL FIRST DOWNS	331	278
Rushing	108	67
Passing	177	186
Penalty	46	25
3rd Down: Made/Att	82/200	75/219
3rd Down Pct.	41.0%	34.2%
4th Down: Made/Att	9/15	16/28
4th Down Pct.	60.0%	57.1%
POSSESSION AVG.	31:48	28:12
TOTAL NET YARDS	5,502	4,795
Avg. Per Game	343.9	299.7
Total Plays	1,013	1,004
Avg. Per Play	5.4	4.8
NET YARDS RUSHING	1,938	1,280
Avg. Per Game	121.1	80.0
Total Rushes	468	339
NET YARDS PASSING	3,564	3,515
Avg. Per Game	222.8	219.7
Sacked/Yards Lost	33/183	50/339
Gross Yards	3,747	3,854
Att./Comp.	512/344	615/377
Completion Pct.	67.2%	61.3%
Had Intercepted	14	27
PUNTS/AVERAGE	63/44.3	78/44.2
NET PUNTING AVG.	39.7	38.2
PENALTIES/YARDS	97/796	114/1022
FUMBLES/BALL LOST	23/10	21/9
TOUCHDOWNS	50	30
Rushing	16	5
Passing	28	22
Returns	6	3

	Att	Cmp	Yds	Cmp%	Yd/Att	TD	TD%	Int	Int%	Lg	Sack/Lost	Rating
Trubisky	434	289	3223	66.6%	7.4	24	5.5%	12	2.8%	70t	24/143	95.4
Daniel	76	53	515	69.7%	6.8	3	3.9%	2	2.6%	46	9/40	90.6
Miller	1	1	8	100.0%	8.0	0	0.0%	0	0.0%	8	0/0	100.0
Cohen	1	1	1	100.0%	1.0	1	100.0%	0	0.0%	1t	0/0	118.8
BEARS	512	344	3747	67.2%	7.3	28	5.5%	14	2.7%	70t	33/183	95.4
Opponents	615	377	3854	61.3%	6.3	22	3.8%	27	4.4%	75t	50/339	72.9

USUAL STARTERS	
Offense	Defense
WR.....Allen Robinson II	DT.....Akiem Hicks
LT.....Charles Leno, Jr.	NT.....Eddie Goldman
LG.....James Daniels	CB.....Bryce Callahan
C.....Cody Whitehair	OLB.....Leonard Floyd
RG.....Kyle Long	ILB.....Roquan Smith
RT.....BobbyMassie	ILB.....Danny Trevathan
TE.....Trey Burton	OLB.....Khalil Mack
WR.....Taylor Gabriel	CB.....Kyle Fuller
QB.....Mitchell Trubisky	CB.....Prince Amukamara
RB.....Jordan Howard	S.....Eddie Jackson
Fix.....Tarik Cohen	S.....Adrian Amos

Score by Period	1	2	3	4	OT	Tot		
BEARS	85	138	82	116	0	421		
OPPONENTS	38	58	66	115	6	283		
Scoring								
TD	Ru	Pa	Rt	PAT	FG	2Pt	Pts	
Parkey	0	0	0	0	42/45	23/30	0	111
Howard	9	9	0	0	0	0	54	
Cohen	8	3	5	0	0	0	48	
Miller	7	0	7	0	0	0	42	
T.Burton	6	0	6	0	0	0	38	
Robinson	4	0	4	0	0	0	24	
Jackson	3	0	3	0	0	0	18	
Trubisky	3	3	0	0	0	0	18	
Gabriel	2	0	2	0	0	0	12	
Bellamy	1	0	1	0	0	0	8	
Shaheen	1	0	1	0	0	0	8	
Floyd	1	0	0	1	0	0	6	
Mizzell	1	0	1	0	0	0	6	
Hicks	1	1	0	0	0	0	6	
Amukamara	1	0	1	0	0	0	6	
Sowell	1	0	1	0	0	0	6	
Mack	1	0	1	0	0	0	6	
Goldman	0	0	0	0	0	2	2	
N. Kwiatkoski	0	0	0	0	0	2	2	
BEARS	50	16	28	6	42/45	23/30	4	421
OPPONENTS	30	5	22	3	22/22	25/26	3	283
2-Pt. Conversions: Bellamy, Burton, Kwiatkoski, Shaheen, Team 4/5, OPPONENTS: 3/8								

RUSHING	No	Yds	Avg	Lg	TD
Howard	250	935	3.7	42	9
Cohen	99	444	4.5	32	3
Trubisky	68	421	6.2	39	3
Gabriel	9	61	6.8	20	0
Miller	6	26	4.3	9	0
Cunningham	11	20	1.8	6	0
Mizzell	9	16	1.8	7	0
Robinson	1	9	9.0	9	0
Daniel	13	3	0.2	4	0
Burton	1	2	2.0	2	0
Hicks	1	1	1.0	1t	1
BEARS	468	1938	4.1	42	16
OPPONENTS	339	1280	3.8	32	5
RECEIVING					
No	Yds	Avg	Lg	TD	5
Cohen	71	725	10.2	70t	5
Gabriel	67	688	10.3	54	2
Robinson	55	754	13.7	43	4
T.Burton	54	569	10.5	47	6
Miller	33	423	12.8	55	7
Howard	20	145	7.3	18	0
Bellamy	14	117	8.4	20t	1
Mizzell	8	78	9.8	26	1
Shaheen	5	48	9.6	23	1
White	4	92	23.0	54	0
Wims	4	32	8.0	16	0
Braunecker	3	42	14.0	20	0
Sims	2	9	4.5	9	0
Cunningham	1	9	9.0	9	0
Daniel	1	8	8.0	8	0
M.Burton	1	6	6.0	6	0
Sowell	1	2	2.0	2t	1
BEARS	344	3747	10.9	70t	28
OPPONENTS	377	3854	10.2	75t	22

PUNTING	No	Yds	Avg	Net	TB	In	Lg	B
O'Donnell	62	2791	45.0	39.7	7	28	65	1
BEARS	63	2,791	44.3	39.7	7	28	65	1
OPPONENTS	78	3,447	44.2	38.2	3	18	65	0
INTS								
No	Yds	Avg	Lg	TD	5			
Fuller	7	52	7.4	35	0			
Jackson	6	81	13.5	41t	2			
Amukamara	3	58	19.3	49t	1			
Amos	2	27	13.5	26	0			
Callahan	2	12	6.0	12	0			
Trevathan	2	12	6.0	12	0			
Smith	1	22	22.0	22	0			
Lynch	1	20	20.0	20	0			
Floyd	1	19	19.0	19t	1			
McManis	1	0	0.0	0	0			
BEARS	27	330	12.2	49t	5			
OPPONENTS	14	189	13.5	48	1			

KO RETURNS	No	Yds	Avg	Lg	TD
Cunningham	8	173	21.6	31	0
Mizzell	7	106	15.1	22	0
Miller	6	139	23.2	31	0
Cohen	2	22	11.0	22	0
BEARS	23	440	19.1	31	0
OPPONENTS	22	548	24.9	95t	1

PUNT RET.	Ret	FC	Yds	Avg	Lg	TD
Cohen	33	21	411	12.5	44	0
BEARS	33	21	411	12.5	44	0
OPPONENTS	20	20	150	7.5	17	0

FGS	1-19	20-29	30-39	40-49	50+
Parkey	0/0	6/6	7/10	9/12	1/2
BEARS	0/0	6/6	7/10	9/12	1/2
OPPONENTS	0/0	5/5	6/6	9/10	5/5
Parkey: (26G, 33G, 32G) (25G) (46N, 20G, 41G, 43G) (50G, 46G) (53N) (46G) (40N, 32G) (23G, 45) (41N, 34N) (33G, 41G, 48G) (40G) (36G, 21G) (39G, 31G, 38N) (24G) (37N) (42G)					
OPPONENTS: (42G) (56G) 0 (30G) (50G, 25G, 47G) (29G) (42G) (41G) (52G) (36G, 36G) (20G) (57G, 37G, 44G) (27G, 50G, 40N) (41G, 43G, 45G) (33G, 30G, 23G) (45G)					

DEFENSE	(Top 10)	T	S	A	FF	FR	PD	Sa	Int
Smith	121	89	32	1	0	5	5	1	
Trevathan	102	76	26	1	0	6	2	2	
Amos	72	58	14	0	1	9	1	2	
Amukamara	66	57	9	2	0	12	0	3	
Fuller	55	45	10	0	0	21	0	7	
Hicks	55	41	14	3	0	5	7.5	0	
Jackson	51	41	10	2	1	15	1	6	
Mack	47	37	10	6	2	4	12.5	1	
Floyd	47	34	13	0	1	4	4	1	
Callahan	45	39	6	0	0	6	2	2	

Sacks: Mack 12.5, Hicks 7.5, Smith 5.0, Floyd 4.0, Nichols 3.0, Robertson-Harris 3.0, Goldman 3.0, Lynch 3.0, Callahan 2.0, Trevathan 2.0, Irving 1.0, McManis 1.0, Bush 1.0, Amos 1.0, Jackson 1.0. **BEARS: 50.0, OPPONENTS: 32.0**

RANKINGS			
Team Stats	Bears	Avg Rank	
Total Yards	5,502	343.9	21
Rushing Yards	1,938	121.1	11
Passing Yards	3,564	222.8	21
Points Scored	421	26.3	9
Opp Avg Rank			
Total Yards	4,795	299.7	3
Rushing Yards	1,280	80.0	1
Passing Yards	3,515	219.7	7
Points Scored	283	17.7	1

HISTORY

2019 CHICAGO BEARS STATISTICS

Record: 8-8, .500

3rd Place, NFC North

Head Coach: Matt Nagy

Wk	D	Score	Opponent	Result
9/5	L	3-10	GREEN BAY	62-435
9/15	W	16-14	at Denver	76,885
9/23	W	31-15	at Washington	67,327
9/29	W	16-6	MINNESOTA	62,131
10/6	L	21-24	at Oakland*	60,463
10/20	L	25-36	NEW ORLEANS	62,306
10/27	L	16-17	LA CHARGERS	61,632
11/3	L	14-22	at Philadelphia	69,796
11/10	W	20-13	DETROIT	61,758
11/17	L	7-17	at LA Rams	70,758
11/24	W	19-14	NY GIANTS	61,581
11/28	W	24-20	at Detroit	65,412
12/5	W	31-24	DALLAS	61,276
12/15	L	13-21	at Green Bay	78,266
12/22	L	3-26	KANSAS CITY	62,213
12/29	W	21-19	at Minnesota	66,913

*at London, England (Tottenham Hotspur)

Score by Period	1	2	3	4	OT	Tot
BEARS	37	80	108	55	0	280
OPPONENTS	53	85	44	116	0	298

Scoring	TD	Ru	Pa	Rt	PAT	FG	2Pt	Pts
E.Pineiro	0	0	0	0	27/29	23/28	0	96
A.Robinson	7	0	7	0	0/0	0/0	0	42
D.Montgomery	7	6	1	0	0/0	0/0	0	42
T.Gabriel	4	0	4	0	0/0	0/0	0	24
T.Cohen	3	0	3	0	0/0	0/0	0	18
M.Trubisky	2	2	0	0	0/0	0/0	0	12
A.Miller	2	0	2	0	0/0	0/0	0	12
J.Wims	1	0	1	0	0/0	0/0	0	6
J.Horsted	1	0	1	0	0/0	0/0	0	6
H.Clinton-Dix	1	0	0	1	0/0	0/0	0	6
B.Braunecker	1	0	1	0	0/0	0/0	0	6
C.Patterson	1	0	0	1	0/0	0/0	0	6
A.Shaheen	0	0	0	0	0/0	0/0	1	2
N.Kwiatkoski	0	0	0	0	0/0	0/0	0	2

Bears 30 8 20 2 27/29 23/28 1 280

Opponents 33 16 17 0 27/29 23/30 1 298

2-Pt. Conversions: Shaheen: 1/1, OPPONENTS: 1/4

PUNTING	No	Yds	Avg	Net	TB	In	Lg	B
P.Donnell	80	3586	44.8	40.7	2	26	75	1
Bears	81	3586	44.3	40.7	2	26	75	1
Opponents	75	3443	45.9	40.3	6	31	67	0

INTS	No	Yds	Avg	Lg	TD
K.Fuller	3	37	12.3	29	0
H.Clinton-Dix	2	96	48.0	59	1
E.Jackson	2	18	9.0	14	0
N.Kwiatkoski	1	4	4.0	4	0
K.Pierre-Louis	1	2	2.0	2	0
R.Smith	1	0	0.0	0	0
Bears	10	157	15.7	59	1
Opponents	12	122	10.2	37	0

KO RETURNS	No	Yds	Avg	Lg	TD
C.Patterson	28	825	29.5	102	1
J.Holtz	2	27	13.5	16	0
T.Cohen	2	23	11.5	16	0
A.Miller	1	28	28.0	28	0
A.Shaheen	1	0	0.0	0	0
Bears	34	903	26.6	102t	1
Opponents	27	675	25.0	52	0

PUNT RET.	Ret	FC	Yds	Avg	Lg	TD
T.Cohen	33	19	302	9.2	71	0
Bears	33	19	302	9.2	71	0
Opponents	35	26	247	7.1	40	0

FGs	1-19	20-29	30-39	40-49	50+	
E.Pineiro	1/1	1/1	8/8	9/10	3/7	2/2
Team	1/1	8/8	9/10	3/7	2/2	
Opponents	0/0	6/6	13/13	2/8	2/3	

DEFENSE	(Top 15)	T	S	A	FF	FR	PD	Sa	Int
Smith	100	65	35	0	0	2	2	0	0
Fuller	82	72	10	0	0	12	0	3	0
Clinton-Dix	78	62	16	0	2	5	0	2	0
Trevathan	70	50	20	1	0	1	1	0	0
Kwiatkoski	68	50	18	1	0	4	3	1	0
Jackson	60	51	9	1	1	5	1	2	0
Amukamara	53	44	9	1	1	10	0	0	0
Mack	47	40	7	5	1	4	8.5	0	0
Skirnie	47	39	8	2	0	5	0	0	0
Williams	42	24	18	0	2	2	6	0	0
Floyd	40	27	13	0	0	1	3	0	0
Pierre-Louis	32	22	10	0	0	3	0	1	0
Robertson-Harris	30	22	8	0	0	3	2.5	0	0
Goldman	29	20	9	0	0	0	1	0	0
Nichols	27	15	12	0	1	1	0	0	0

Sacks: K.Mack 8.5, N.Williams 6.0, N.Kwiatkoski 3.0, L.Floyd 3.0, R.Robertson-Harris 2.5, R.Smith 2.0, A.Lynch 2.0, D.Trevathan 1.0, A.Hicks 1.0, A.Anderson 1.0, E.Goldman 1.0, E.Jackson 1.0 TEAM: 32.0, OPPONENTS: 45.0

	Bears	Opp
TOTAL FIRST DOWNS	297	306
Rushing	85	86
Passing	178	190
Penalty	34	30
3rd Down: Made/Att	77/216	76/209
3rd Down Pct.	35.6%	36.4%
4th Down: Made/Att	7/21	13/23
4th Down Pct.	33.3%	56.5%
POSSESSION AVG.	30:16	29:44
TOTAL NET YARDS	4749	5186
Avg. Per Game	296.8	324.1
Total Plays	1020	1017
Avg. Per Play	4.7	5.1
NET YARDS RUSHING	1458	1632
Avg. Per Game	91.1	102.0
Total Rushes	395	414
NET YARDS PASSING	3291	3554
Avg. Per Game	205.7	222.1
Sacked/Yards Lost	45/282	32/242
Gross Yards	3573	3796
Att./Comp.	580/371	571/362
Completion Pct.	64.0%	63.4%
Had Intercepted	12	10
PUNTS/AVERAGE	81/44.3	75/45.9
NET PUNTING AVG.	40.7	40.3
PENALTIES/YARDS	103/838	113/923
FUMBLES/BALL LOST	13/7	15/9
TOUCHDOWNS	30	33
Rushing	8	16
Passing	20	17
Returns	2	0

RUSHING	No	Yds	Avg	Lg	TD
D.Montgomery	242	889	3.7	55	6
T.Cohen	64	213	3.3	19	0
M.Trubisky	48	193	4.0	23t	2
C.Patterson	17	103	6.1	46	0
M.Davis	11	25	2.3	8	0
T.Gabriel	3	20	6.7	14	0
R.Nall	2	8	4.0	7	0
C.Daniel	6	6	1.0	4	0
A.Robinson	1	2	2.0	2	0
A.Miller	1	-1	-1.0	-1	0
Bears	395	1458	3.7	55	8
Opponents	414	1632	3.9	59	16

RECEIVING	No	Yds	Avg	Lg	TD
A.Robinson	98	1147	11.7	49	7
T.Cohen	79	456	5.8	31	3
A.Miller	52	656	12.6	35	2
T.Gabriel	29	353	12.2	53	4
D.Montgomery	25	185	7.4	30	1
J.Wims	18	186	10.3	37	1
T.Burton	14	84	6.0	16	0
C.Patterson	11	83	7.5	33	0
A.Shaheen	9	74	8.2	18	0
J.Horsted	8	87	10.9	20	1
J.Holtz	7	91	13.0	30	0
M.Davis	7	22	3.1	7	0
R.Ridley	6	69	11.5	32	0
B.Braunecker	6	59	9.8	18t	1
E.Saubert	2	21	10.5	11	0
Bears	371	3573	9.6	53	20
Opponents	362	3796	10.5	75t	17

PASSING	Att	Cmp	Yds	Cmp%	Yd/Att	TD	TD%	Int	Int%	Lg	Sack/Lost	Rating
M.Trubisky	516	326	3138	63.2%	6.1	17	3.3%	10	1.9%	53	38/234	83.0
C.Daniel	64	45	435	70.3%	6.8	3	4.7%	2	3.1%	37	7/48	91.6
Bears	580	371	3573	64.0%	6.2	20	3.4%	12	2.1%	53	45/282	83.9
Opponents	571	362	3796	63.4%	6.6	17	3.0%	10	1.8%	75t	32/242	85.2

USUAL STARTERS

Offense	Defense
WR.....Allen Robinson	DT.....Akiem Hicks
LT.....Charles Leno, Jr.	NT.....Eddie Goldman
LG.....Cody Whitehair	DT.....Nick Williams
C.....James Daniels	OLB.....Leonard Floyd
RG.....Rashaad Coward	ILB.....Roquan Smith
RT.....Bobby Massie	ILB.....Danny Trevathan
TE.....J.P. Holtz	OLB.....Khalil Mack
WR.....Anthony Miller	CB.....Kyle Fuller
QB.....Mitchell Trubisky	CB.....Prince Amukamara
RB.....Tarik Cohen	S.....Eddie Jackson
RB.....David Montgomery	S.....Ha Ha Clinton-Dix

RANKINGS

Team Stats	Bears	Avg	Rank
Total Yards	4749	296.8	29
Rushing Yards	1458	91.1	27
Passing Yards	3291	205.7	25
Points Scored	280	17.5	29
Opp	5186	324.1	8
Total Yards	5186	324.1	8
Rushing Yards	1632	102.0	9
Passing Yards	3554	222.1	9
Points Scored	298	18.6	4

HISTORY

2020 CHICAGO BEARS STATISTICS

Record: 8-8, .500
2nd Place, NFC North
Head Coach: Matt Nagy

Date	Opponent	Result	Score	Location
9/13/2020	at Detroit	W	27 - 23	
9/20/2020	NY GIANTS	W	17 - 13	
9/27/2020	at Atlanta	W	30 - 26	
10/4/2020	INDIANAPOLIS	L	11 - 19	
10/8/2020	TAMPA BAY	W	20 - 19	
10/18/2020	at Carolina	W	23 - 16	
10/26/2020	at LA Rams	L	10 - 24	
11/1/2020	NEW ORLEANS	L	23 - 26	
11/8/2020	at Tennessee	L	17 - 24	
11/16/2020	MINNESOTA	L	13 - 19	
11/29/2020	at Green Bay	L	25 - 41	
12/6/2020	DETROIT	L	30 - 34	
12/13/2020	HOUSTON	W	36 - 7	
12/20/2020	at Minnesota	W	33 - 27	
12/27/2020	at Jacksonville	W	41 - 17	
1/3/2021	GREEN BAY	L	16 - 35	
1/9/2021	at New Orleans	L	9 - 21	

	Bears	Opp
TOTAL FIRST DOWNS	335	331
Rushing	93	104
Passing	218	190
Penalty	24	37
3rd Down: Made/Att	71/205	80/210
3rd Down Pct.	34.6%	38.1%
4th Down: Made/Att	17/28	13/22
4th Down Pct.	60.7%	59.1%
POSSESSION AVG.	30:12	29:48
TOTAL NET YARDS	5302	5519
Avg. Per Game	331.4	344.9
Total Plays	1043	1020
Avg. Per Play	5.1	5.4
NET YARDS RUSHING	1647	1814
Avg. Per Game	102.9	113.4
Total Rushes	393	438
NET YARDS PASSING	3655	3705
Avg. Per Game	228.4	231.6
Sacked/Yards Lost	36/270	35/234
Gross Yards	3925	3939
Att./Comp.	614/402	547/350
Completion Pct.	65.5%	64.0%
Had Intercepted	16	10
PUNTS/AVERAGE	64/45.7	63/45.5
NET PUNTING AVG.	39.5	40.6
PENALTIES/YARDS	88/777	95/861
FUMBLES/BALL LOST	20/6	16/8
TOUCHDOWNS	40	41
Rushing	12	11
Passing	26	28
Returns	2	2

PASSING	Att	Cmp	Yds	Cmp%	Yd/Att	TD	TD%	Int	Int%	Lg	Sack/Lost	Rating
M.Trubisky	297	199	2055	67.0%	6.9	16	5.4%	8	2.7%	53	18/125	93.5
N.Foles	312	202	1852	64.7%	5.9	10	3.2%	8	2.6%	50	18/145	80.8
T.Brady	5	1	18	20.0%	3.6	0	0.0%	0	0.0%	18	0/0	42.1
Team	614	402	3925	65.5%	6.4	26	4.2%	16	2.6%	53	36/270	86.5
Opponents	547	350	3939	64.0%	7.2	28	5.1%	10	1.8%	72t	35/234	94.8

Score by Period	1	2	3	4	OT	Tot
BEARS	72	122	48	130	0	372
OPPONENTS	71	115	93	88	3	370

Scoring	TD	Ru	Pa	Rt	PAT	FG	2Pt	Pts
C.Santos	0	0	0	0	36/37	30/32	0	126
D.Montgomery	8	2	0	0	0/0	0/0	1	62
J.Graham	8	0	8	0	0/0	0/0	0	48
A.Robinson	6	0	6	0	0/0	0/0	0	36
D.Mooney	4	0	4	0	0/0	0/0	1	26
C.Kmet	2	0	2	0	0/0	0/0	0	12
A.Miller	2	0	2	0	0/0	0/0	0	12
C.Patterson	2	1	0	1	0/0	0/0	0	12
N.Foles	1	1	0	0	0/0	0/0	0	6
E.Jackson	1	0	1	0	0/0	0/0	0	6
M.Trubisky	1	1	0	0	0/0	0/0	0	6
J.Wims	1	0	1	0	0/0	0/0	0	6
R.Nall	1	0	1	0	0/0	0/0	0	6
A.Pierce	1	1	0	0	0/0	0/0	0	6
K.Mack	0	0	0	0	0/0	0/0	0	2
Team	40	12	26	2	36/37	30/32	2	372
Opponents	41	11	28	2	37/40	29/35	0	370

2-Pt. Conversions: Montgomery, Mooney, BEARS
 2/3, OPPONENTS: 0/1

RUSHING	No	Yds	Avg	Lg	TD
D.Montgomery	247	1070	4.3	80t	8
C.Patterson	64	232	3.6	13	1
M.Trubisky	33	195	5.9	45	1
T.Cohen	14	74	5.3	17	0
A.Pierce	6	34	5.7	23	1
D.Mooney	4	20	5.0	16	0
A.Miller	2	12	6.0	9	0
B.Mingo	1	11	11.0	11	0
J.Wims	1	2	2.0	2	0
N.Foles	16	1	0.1	7	1
R.Nall	3	0	0.0	0	0
A.Robinson	1	-1	-1.0	-1	0
C.Kmet	1	-3	-3.0	-3	0
Bears	393	1647	4.2	80t	11
Opponents	438	1814	4.1	87t	12

RECEIVING	No	Yds	Avg	Lg	TD
A.Robinson	102	1250	12.3	42	6
D.Mooney	61	631	10.3	53	4
D.Montgomery	54	438	8.1	28t	2
J.Graham	50	456	9.1	30	8
A.Miller	49	485	9.9	34	2
C.Kmet	28	243	8.7	38	2
C.Patterson	21	132	6.3	25	0
R.Nall	8	67	8.4	18	1
D.Harris	7	45	6.4	9	0
J.Wims	6	48	8.0	13	1
T.Cohen	6	41	6.8	20	0
R.Ridley	4	39	9.8	18	0
T.Ginn	3	40	13.3	29	0
L.Miller	2	6	3.0	7	0
B.Massie	1	4	4.0	4	0
J.Holtz	0	0	0.0	0	0
Team	402	3925	9.8	53	26
Opponents	350	3939	11.3	72t	28

PUNTING	No	Yds	Avg	Net	TB	In	Lg	B
P.O'Donnell	64	2924	45.7	39.5	5	28	64	0
Team	64	2924	45.7	39.5	5	28	64	0
Opponents	63	2866	45.5	40.6	6	20	65	0

INTS/No	Yds	Avg	Lg	TD	
R.Smith	2	16	8.0	11	0
T.Gipson	2	10	5.0	9	0
K.Mack	1	33	33.0	33	0
D.Bush	1	10	10.0	10	0
B.Nichols	1	7	7.0	7	0
K.Fuller	1	5	5.0	5	0
D.Houston-Carson	1	0	0.0	0	0
S.McManis	1	0	0.0	0	0
Team	10	81	8.1	33	0
Opponents	16	119	7.4	34	0

KO RETURNS	No	Yds	Avg	Lg	TD
C.Patterson	35	1017	29.1	104	1
J.Holtz	5	49	9.8	17	0
R.Nall	3	35	11.7	17	0
D.Harris	2	23	11.5	16	0
A.Miller	1	16	16.0	16	0
D.Mooney	1	5	5.0	5	0
Team	47	1145	24.4	104t	1
Opponents	41	836	20.4	35	0

PUNT RET.	Ret	FC	Yds	Avg	Lg	TD
D.Harris	10	0	81	8.1	19	0
A.Miller	5	3	55	11.0	32	0
T.Ginn	5	1	24	4.8	10	0
D.Carter	4	7	30	7.5	13	0
T.Cohen	1	3	0	0.0	0	0
Team	25	14	190	7.6	32	0
Opponents	25	22	294	11.8	42	0

FGs	1-19	20-29	30-39	40-49	50+
C.Santos	0/0	9/9	10/10	9/10	2/3
Team	0/0	9/9	10/10	9/10	2/3
Opponents	0/0	11/12	12/12	6/8	0/3

DEFENSE	(Top 15)	T	S	A	FF	FR	PD	Sa	Int
R. Smith	139	98	41	1	0	7	4	2	2
D. Trevathan	113	67	16	1	0	5	1	0	0
E. Jackson	82	63	19	3	1	5	0	0	0
T. Gipson Sr.	66	48	18	0	1	7	0	2	2
B. Skrine	66	52	14	1	0	3	0	0	0
K. Fuller	65	52	13	1	0	8	0	0	0
K. Mack	50	29	21	3	2	3	9	1	0
A. Hicks	49	30	19	0	1	1	3.5	0	0
J. Johnson	44	34	10	0	0	15	0	0	0
B. Nichols	40	16	24	0	0	3	5	1	0
B. Urban	36	17	19	0	0	1	2.5	0	0
B. Mingo	29	18	11	0	0	2	2.5	0	0
J. Jenkins	21	7	14	0	0	1	0	0	0
R. Quinn	20	14	6	3	1	0	2	0	0
J. Vaughters	19	12	7	0	0	0	1.5	0	0

Sacks: K.Mack 9.0, B.Nichols 5.0, M.Edwards 4.0, R.Smith 4.0, A.Hicks 3.5, B.Urban 2.5, B.Mingo 2.5, R.Quinn 2.0, J.Vaughters 1.5, D.Trevathan 1.0
Team: 35.0, Opponents: 36.0

Offense	Defense
WR.....Allen Robinson	DT.....Akiem Hicks
LT.....Charles Leno, Jr.	DT.....Bilal Nichols
LG.....Cody Whitehair	DT.....Brent Urban
C.....Sam Mustipher	OLB.....Robert Quinn
RC.....Germain Ifedi	ILB.....Roquan Smith
RT.....Bobby Massie	ILB.....Danny Trevathan
TE.....Cole Kmet	OLB.....Khalil Mack
WR.....Anthony Miller	CB.....Kyle Fuller
WR.....Darnell Mooney	CB.....Jaylon Johnson
QB.....Mitchell Trubisky	S.....Eddie Jackson
RB.....David Montgomery	S.....Tashaun Gipson

Team Stats	RANKINGS
Total Yards.....	Bears 5302, Avg 331.4, Rank 26
Rushing Yards.....	1647, 102.9, 25
Passing Yards.....	3655, 228.4, 22
Points Scored.....	373, 23.3, 22
Opp Avg Rank	
Total Yards.....	5519, 344.9, 11
Rushing Yards.....	1814, 113.4, 12
Passing Yards.....	3705, 231.6, 15
Points Scored.....	370, 23.1, 14

2021 CHICAGO BEARS STATISTICS

Record: 6-11, 353

3rd Place, NFC North

Head Coach: Matt Nagy

Date	Opponent	Score	Location
9/12	L 14-34	at LA Rams	70,445
9/19	W 20-17	Cincinnati	60,840
9/26	L 6-26	at Cleveland	67,431
10/3	W 24-14	Detroit	61,468
10/10	W 20-9	at Las Vegas	59,122
10/17	L 14-24	Green Bay	62,332
10/24	L 3-38	at Tampa Bay	65,635
10/31	L 22-33	San Francisco	60,877
11/8	L 27-29	at Pittsburgh	60,788
11/21	L 13-16	Baltimore	60,679
11/25	W 16-14	at Detroit	56,355
12/5	L 22-33	Arizona	60,803
12/12	L 30-45	at Green Bay	78,273
12/20	L 9-17	Minnesota	60,082
12/26	W 25-24	at Seattle	68,492
1/2/22	W 29-3	at NY Giants	59,594
1/9/22	L 17-31	at Minnesota	66,255

	Bears	Opp
Total First Downs	333	321
Rushing	119	116
Passing	180	170
Penalty	34	35
3rd Down: Made/Att	75/216	81/211
3rd Down Pct.	34.7%	38.4%
4th Down: Made/Att	15/36	12/24
4th Down Pct.	41.7%	50.0%

	Bears	Opp
POSSESSION AVG.	30:20	29:40
TOTAL NET YARDS	5225	5384
Avg. Per Game	307.4	316.7
Total Plays	1075	1009
Avg. Per Play	4.9	5.3

	Bears	Opp
NET YARDS RUSHING	2018	2127
Avg. Per Game	118.7	125.1
Total Rushes	475	483

	Bears	Opp
NET YARDS PASSING	3207	3257
Avg. Per Game	188.6	191.6
Sacked/Yards Lost	58/428	49/366
Gross Yards	3635	3635
Attempts/Completions	542/332	477/314
Completion Pct.	61.3%	65.8%
Had Intercepted	20	8

	Bears	Opp
PUNTS/AVERAGE	62/46.2	63/44.8

	Bears	Opp
NET PUNTING AVG.	38.5	37.2

	Bears	Opp
PENALTIES/YARDS	106/914	93/856

	Bears	Opp
FUMBLES/BALL LOST	25/9	20/8

	Bears	Opp
TOUCHDOWNS	33	47
Rushing	14	14
Passing	16	31
Returns	3	2

	Bears	Opp										
PASSING	Att	Cmp	Yds	Cmp%	Yd/Att	TD	TD%	Int	Int%	Lg	Sack/Lost	Rating
J.Fields	270	159	1870	68.9%	6.9	7	2.6%	10	3.7%	64	36/264	73.2
A.Dalton	236	149	1515	63.1%	6.4	8	3.4%	9	3.8%	60t	18/143	76.9
N.Foles	35	24	250	68.6%	7.1	1	2.9%	0	0.0%	30	4/21	98.5
Team	542	332	3635	61.3%	6.7	16	3.0%	20	3.7%	64	58/428	75.5
Opponents	477	314	3623	65.8%	7.6	31	6.5%	8	1.7%	83	49/366	103.3

Score by Period	1	2	3	4	OT	Tot
Bears	47	117	57	90	0	311
Opponents	79	103	94	131	0	407

Scoring	TD	Ru	Pa	Rt	PAT	FG	2Pt	Pts
C.Santos	0	0	0	0	27/28	26/30	0	105
D.Montgomery	7	7	0	0	0/0	0/0	0	42
D.Mooney	5	1	4	0	0/0	0/0	0	30
J.Graham	3	0	3	0	0/0	0/0	1	20
J.Grant	3	0	2	1	0/0	0/0	0	18
D.Williams	3	2	1	0	0/0	0/0	0	18
J.Horsted	2	0	2	0	0/0	0/0	0	12
K.Herbert	2	0	2	0	0/0	0/0	0	12
J.Fields	2	2	0	0	0/0	0/0	0	12
A.Robinson	1	0	1	0	0/0	0/0	1	8
D.Byrd	1	0	1	0	0/0	0/0	1	8
M.Goodwin	1	0	1	0	0/0	0/0	0	6
J.James	1	0	1	0	0/0	0/0	0	6
D.Houston-Carson	1	0	0	1	0/0	0/0	0	6
R.Smith	1	0	0	1	0/0	0/0	0	6
A.Blackson	0	0	0	0	0/0	0/0	0	0
Team	33	14	16	3	27/28	26/30	3	311
Opponents	47	14	31	2	42/44	27/30	1	407

2-Pt. Conversions: Graham, Byrd, Robinson II.
BEARS 3/4, OPPONENTS: 1/3

RUSHING	No	Yds	Avg	Lg	TD
D.Montgomery	225	849	3.8	41	7
K.Herbert	103	433	4.2	29	2
J.Fields	72	420	5.8	23	2
D.Williams	40	164	4.1	23	2
A.Dalton	16	76	4.8	14	0
J.Grant	5	33	6.6	13	0
D.Mooney	6	32	5.3	15t	1
N.Foles	4	8	2.0	8	0
R.Nall	1	4	4.0	4	0
C.Kmet	1	0	0.0	0	0
M.Goodwin	2	-1	-0.5	1	0
Bears	475	2018	4.2	41	14
Opponents	483	2127	4.4	39	14

RECEIVING	No	Yds	Avg	Lg	TD
D.Mooney	81	1055	13.0	64	4
C.Kmet	60	612	10.2	25	0
D.Montgomery	42	301	7.2	16	0
A.Robinson	38	410	10.8	39	1
D.Byrd	26	329	12.7	54t	1
M.Goodwin	20	313	15.7	50	1
D.Williams	16	103	6.4	23t	1
J.Graham	14	167	11.9	28	3
K.Herbert	14	96	6.9	20	0
J.Grant	9	139	15.4	46t	2
J.James	7	62	8.9	19	1
D.Newsome	2	23	11.5	13	0
J.Horsted	2	21	10.5	19t	2
R.Nall	1	4	4.0	4	0
R.Adams	0	0	0.0	0	0
I.Coutler	0	0	0.0	0	0
Team	332	3635	10.9	64	16
Opponents	314	3623	11.5	83	31

PUNTING	No	Yds	Avg	Net	TB	In	Lg	B
P.O'Donnell	62	2865	46.2	38.5	5	19	72	0
Bears	62	2865	46.2	38.5	5	19	72	0
Opponents	63	2823	44.8	37.2	7	20	82	0

INTS	No	Yds	Avg	Lg	TD
D.Bush	2	42	21.0	27	0
T.Gipson	2	31	15.5	31	0
R.Smith	1	53	53.0	53t	1
A.Blackson	1	6	6.0	6	0
J.Johnson	1	3	3.0	3	0
D.Houston-Carson	1	0	0.0	0	0
Team	8	135	16.9	53t	1
Opponents	20	363	18.2	77	2

KO RETURNS	No	Yds	Avg	Lg	TD
K.Herbert	27	650	24.1	50	0
J.Grant	21	493	23.5	34	0
A.Pierce	1	27	27.0	27	0
D.Mooney	1	10	10.0	10	0
C.Kmet	1	0	0.0	0	0
Team	51	1180	23.1	50	0
Opponents	35	750	21.4	40	0

PUNT RET.	Ret	Fc	Yds	Avg	Lg	TD
J.Grant	19	2	250	13.9	97t	1
D.Newsome	6	2	75	12.5	28	0
N.Webster	4	1	13	3.3	6	0
D.Byrd	1	0	0	0.0	0	0
Team	29	5	338	11.7	97t	1
Opponents	34	13	375	11.0	43	0

FGs	1-19	20-29	30-39	40-49	50+
C.Santos	0/0	10/10	5/5	11/13	0/2
Team	0/0	10/10	5/5	11/13	0/2
Opponents	0/0	7/7	9/10	4/6	7/7

DEFENSE	(Top 15)	T	S	A	FF	FR	PD	Sa	Int		
R. Smith	163	95	68	0	0	3	3	1	0		
A. Ogletree	86	54	32	1	0	4	0	0	0		
E. Jackson	76	54	22	1	0	2	0	0	0		
B. Nichols	51	26	25	0	2	1	3	0	0		
R. Quinn	49	38	11	4	0	0	0	18.5	0		
T. Gipson Sr.	47	33	14	0	1	3	1	1	0		
D. Houston-Carson	47	29	18	0	2	4	0	2	0		
J. Johnson	46	37	9	1	0	9	0	1	0		
K. Vildor	45	32	13	0	0	4	1	0	0		
A. Blackson	43	24	19	0	0	2	2.5	0	0		
T. Gipson	37	23	14	5	1	2	7	0	0		
D. Shelley	35	28	7	0	0	3	0	0	0		
D. Bush	31	23	8	0	0	5	0	2	0		
A. Hicks	25	19	6	0	0	0	3.5	0	0		
K. Tonga	24	10	14	0	0	1	0	0	0		
Sacks: R.Quinn 18.5, T.Gipson 7.0, K.Mack 6.0, A.Hicks 3.5, R.Smith 3.0, B.Nichols 3.0, A.Blackson 2.5, M.Edwards 2.0, C.Marsh 1.0, K.Vildor 1.0, Ta.Gipson 1.0, E.Goldman 0.5											
Team	49.0	Opponents	75.0								

USUAL STARTERS

Offense	Defense
WR.....Allen Robinson	DT.....Akiem Hicks
LT.....Jason Peters	NT.....Bilal Nichols
LG.....Cody Whitehair	DT.....Eddie Goldman
C.....Sam Mustipher	OLB.....Robert Quinn
RG.....James Daniels	ILB.....Roquan Smith
RT.....Larry Borom	ILB.....Alec Ogletree
TE.....Cole Kmet	OLB.....Trevis Gipson
WR.....Jimmy Graham	CB.....Kindle Vildor
WR.....Darnell Mooney	CB.....Jaylon Johnson
QB.....Justin Fields	S.....Eddie Jackson
RB.....David Montgomery	S.....Tashaun Gipson

RANKINGS

Team Stats	Bears	Avg	Rank
Total Yards	5225	307.4	24
Rushing Yards	2018	118.7	14
Passing Yards	3635	188.6	30
Points Scored	311	18.3	27
Opp			
Total Yards	5384	316.7	6
Rushing Yards	2127	125.1	23t
Passing Yards	3623	191.6	3
Points Scored	407	23.9	22

HISTORY

2022 CHICAGO BEARS STATISTICS

Record: 3-14, 176
4th Place, NFC North
Head Coach: Matt Eberflus

Wk	Day	Time	Opponent	Score
9/11	W	19-10	San Francisco	62-159
9/18	L	10-27	at Green Bay	78-350
9/25	W	23-20	Houston	60-592
10/2	L	12-20	at NY Giants	74-044
10/9	L	22-29	at Minnesota	66-929
10/13	L	7-12	Washington	61-873
10/24	W	33-14	at New England	65-878
10/30	L	29-49	at Dallas	93-767
11/6	L	32-35	Miami	62-377
11/13	L	30-31	Detroit	61-817
11/20	L	24-27	at Atlanta	69-577
11/27	L	10-31	at NY Jets	77-963
12/4	L	19-28	Green Bay	61-233
12/18	L	20-25	Philadelphia	48-423
12/24	L	13-35	Buffalo	59-929
1/1/23	L	10-41	at Detroit	66-169
1/8/23	L	13-29	Minnesota	60-007

	Bears	Opp
Total First Downs	278	361
Rushing	148	151
Passing	109	184
Penalty	21	26
3rd Down: Made/Att	90/220	100/204
3rd Down Pct.	40.9%	49.0%
4th Down: Made/Att	8/25	6/15
4th Down Pct.	32.0%	40.0%

POSESSION AVG.	29.31	30.29
TOTAL NET YARDS	5233	6390
Avg. Per Game	307.8	375.9
Total Plays	993	1043
Avg. Per Play	5.3	6.1

NET YARDS RUSHING	3014	2674
Avg. Per Game	177.3	157.3
Total Rushes	558	542

NET YARDS PASSING	2219	3716
Avg. Per Game	130.5	218.6
Sacked/Yards Lost	58/379	20/124
Gross Yards	2598	3840
Attempts/Completions	377/223	481/323
Completion Pct.	59.2%	67.2%
Had Intercepted	15	14

PUNTS/AVERAGE	67/45.3	51/48.7
NET PUNTING AVG.	40.3	42.9

PENALTIES/YARDS	80/754	84/647
-----------------	--------	--------

FUMBLES/BALL LOST	33/10	25/9
-------------------	-------	------

TOUCHDOWNS	37	57
Rushing	18	31
Passing	19	22
Returns	0	4

PASSING	Att	Cmp	Yds	Cmp%	Yd/Att	TD	TD%	Int	Int%	Lg	Sack/Lost	Rating
J.Fields	318	192	2242	60.4%	7.0	17	5.3%	11	3.5%	56	55/359	85.2
T.Siemian	26	15	184	57.7%	7.1	1	3.8%	1	3.8%	33	2/14	76.4
N.Peterman	25	14	139	56.0%	5.6	1	4.0%	1	4.0%	28	1/6	68.6
T.Ebner	8	2	33	25.0%	4.1	0	0.0%	2	25.0%	17	0/0	4.7
Team	377	223	2598	59.2%	6.9	19	5.0%	15	4.0%	56	58/379	80.3
Opponents	481	323	3840	67.2%	8.0	22	4.6%	14	2.9%	68	20/124	94.4

Score by Period	1	2	3	4	OT	Tot
TEAM	79	99	87	61	0	326
OPPONENTS	81	175	104	103	0	463

Scoring	TD	Ru	Pa	Rt	PAT	FG	2Pt	Pts
C.Santos	0	0	0	0	27/32	21/23	0	90
J.Fields	8	8	0	0	0/0	0/0	0	48
C.Kmet	7	0	7	0	0/0	0/0	0	42
D.Montgomery	5	1	0	0/0	0/0	0	0	36
K.Herbert	5	4	1	0	0/0	0/0	0	30
D.Pettis	3	0	3	0	0/0	0/0	0	18
M.Badgley	0	0	0	0	0/0	4/4	0	12
B.Pringle	2	0	2	0	0/0	0/0	0	12
V.Jones	2	1	1	0	0/0	0/0	0	12
D.Mooney	2	0	2	0	0/0	0/0	0	12
N.Harry	1	0	1	0	0/0	0/0	0	6
E.St. Brown	1	0	1	0	0/0	0/0	0	6
T.Wesco	0	0	0	0	0/0	0/0	1	2
Team	37	18	19	0	27/32	25/27	1	326
Opponents	57	31	22	4	50/52	21/29	4	463

2-Pt. Conversions: Team 1/5, Opponents: 4/5

RUSHING	No	Yds	Avg	Lg	TD
J.Fields	160	1143	7.1	67	8
D.Montgomery	201	801	4.0	28	5
K.Herbert	129	731	5.7	63	4
V.Jones	9	103	11.4	42	1
D.Evans	14	64	4.6	21	0
T.Ebner	24	54	2.3	11	0
E.St. Brown	6	54	9.0	41	0
D.Pettis	2	37	18.5	29	0
C.Kmet	2	9	4.5	8	0
T.Siemian	4	8	2.0	6	0
N.Peterman	2	7	3.5	6	0
C.Claypool	1	4	4.0	4	0
D.Mooney	1	2	2.0	2	0
I.Smith-Marsette	1	-1	-1.0	-1	0
T.Boyle	2	-2	-1.0	-1	0
Team	558	3014	5.4	67	18
Opponents	542	2674	4.9	58	31

PUNTING	No	Yds	Avg	Net	TB	In	Lg	B
T.Gill	66	3038	46.0	40.3	3	20	63	1
Team	67	3038	45.3	40.3	3	20	63	1
Opponents	51	2485	48.7	42.9	5	15	83	0

INTS	No	Yds	Avg	Lg	TD
E.Jackson	4	44	11.0	26	0
K.Gordon	3	78	26.0	42	0
R.Smith	2	22	11.0	18	0
K.Vildor	1	18	18.0	18	0
D.Houston-Carson	1	18	18.0	18	0
G.Stroman	1	10	10.0	10	0
J.Brisker	1	6	6.0	6	0
N.Morrow	1	5	5.0	5	0
Team	14	201	14.4	42	0
Opponents	15	93	6.2	28	1

KO RETURNS	No	Yds	Avg	Lg	TD
V.Jones	22	607	27.6	63	0
T.Ebner	10	226	22.6	30	0
K.Herbert	5	146	29.2	50	0
I.Smith-Marsette	1	17	17.0	17	0
Team	38	996	26.2	63	0
Opponents	32	823	25.7	103	1

PUNT RET.	Ret	FC	Yds	Avg	Lg	TD
D.Pettis	18	8	163	9.1	27	0
V.Jones	5	1	35	7.0	19	0
T.Ebner	0	1	0	0.0	0	0
Team	23	10	198	8.6	27	0
Opponents	31	20	281	9.1	31	0

FGs	1-19	20-29	30-39	40-49	50+
C.Santos	0/0	4/4	7/7	6/7	4/5
M.Badgley	0/0	2/2	1/1	1/1	0/0
Team	0/0	6/6	8/8	7/8	4/5
Opponents	0/0	8/9	4/7	6/7	3/6

DEFENSE (Top 15)	T	S	A	FF	FR	PD	Sa	Int
N. Morrow	116	83	33	0	0	2	0	1
J. Brisker	104	73	31	1	0	2	4	1
E. Jackson	80	59	21	2	0	6	0	4
K. Gordon	71	55	16	1	0	6	0	3
R. Smith	83	52	31	0	0	3	2.5	2
J. Brisker	59	47	12	0	1	0	2	0
J. Thomas	57	33	24	0	0	2	1	0
Ja. Jones	40	29	11	0	0	2	0	0
Ju. Jones	52	28	24	0	0	4	3	0
J. Johnson	35	28	7	1	0	7	0	0
D. Houston-Carson	36	22	14	0	0	1	0	1
K. Vildor	34	21	13	0	0	5	0	1
D. Robinson	30	19	11	0	0	2	1.5	0
A. Watts	35	18	17	0	0	0	1	0
T. Gipson	31	17	14	0	0	3	3	0

Sacks: J.Brisker 4.0, J.Jones 3.0, T.Gipson 3.0, R.Smith 2.5, J.Sanborn 2.0, D.Robinson 1.5, R.Quinn 1.0, A.Watts 1.0, J.Thomas 1.0, A.Muhammad 1.0

Team: 20.0, Opponents: 57.0

USUAL STARTERS

Offense
WR.....Equanimeous St. Brown
LT.....Braxton Jones
LG.....Cody Whitehair
CG.....Sam Mustipher
RG.....Teven Jenkins
RT.....Larry Borom
TE.....Cole Kmet
WR.....Darnell Mooney
WR.....Dante Pettis
QB.....Justin Fields
RB.....David Montgomery

Defense
DT.....Justin Jones
NT.....Armon Watts
OLB.....Trevis Gipson
OLB.....Al-Quadin Muhammad
ILB.....Roquan Smith
ILB.....Nicholas Morrow
CB.....Kindle Vildor
CB.....Jaylon Johnson
CB.....Kyler Gordon
S.....Eddie Jackson
S.....Jaquan Brisker

RANKINGS

Team Stats	Bears	Avg	Rank
Total Yards.....	5233	307.8	28th
Rushing Yards.....	3014	177.3	1st
Passing Yards.....	2219	130.5	32nd
Points Scored.....	326	19.2	23rd
Opp	Avg	Rank	
Total Yards.....	6390	375.9	29th
Rushing Yards.....	2674	157.3	31st
Passing Yards.....	3840	225.9	17th
Points Scored.....	463	27.2	32nd

BEARS vs. ACTIVE TEAMS

	Regular Season		Post-season		Overall
	Road	Home	Road	Home	
Arizona Cardinals	4-1	2-3			59-29-6
Chicago Cardinals	21-12-1	24-7-6			
Card-Pitt	1-0	1-0			
Phoenix Cardinals	1-0	0-0			
St. Louis Cardinals	1-4	4-2			
Atlanta Falcons	7-8	8-6			15-14
Baltimore Ravens	1-2	3-1			4-3
Buffalo Bills	3-4	5-2			8-6
Carolina Panthers	2-3	5-0		0-1	7-4
Cincinnati Bengals	3-2	3-4			6-6
Cleveland Browns	2-8	5-2			7-10
Dallas Cowboys	5-8	7-6	0-1	0-1	12-16
Denver Broncos	4-5	4-3			8-8
Detroit Lions	44-47-1	60-30-4			104-77-5
Portsmouth Spartans	1-2-1	4-0-1			
Green Bay Packers	42-52-4	52-52-2		1-1	95-105-6
Houston Texans	0-2	2-2			2-4
Indianapolis Colts	3-1	3-2		0-1 [†]	19-25
Baltimore Colts	6-11	7-10			
Jacksonville Jaguars	3-1	2-2			5-3
Kansas City Chiefs	3-3	4-3			7-6
Las Vegas Raiders	1-0	0-0			8-8
Oakland Raiders	2-4	3-2			
Los Angeles Raiders	1-1	1-1			
Los Angeles Chargers	NA	0-1			7-6
San Diego Chargers	3-4	4-1			
Los Angeles Rams	14-17-1	21-10-2	0-1	1-0	54-39-3
St. Louis Rams	4-4	3-2			
Cleveland Rams	5-3	6-2			
Miami Dolphins	3-5	1-5			4-10
Minnesota Vikings	23-39	33-26-2	1-0		57-65-2
New England Patriots	1-4	3-6		1-0 [†]	5-10
New Orleans Saints	5-7	8-10	0-1	2-0	15-18
New York Giants	15-11	16-11-2	1-3	4-0	36-25-2
New York Jets	4-2	5-2			9-4
Philadelphia Eagles	13-8-1	15-6	0-1	1-2	29-17-1
Steagles	NA	1-0			
Pittsburgh Steelers	2-7-1	11-1			22-8-1
Pittsburgh Pirates	5-0	1-0			
Card-Pitt	1-0	1-0			
Steagles	NA	1-0			
San Francisco 49ers	14-20	19-12-1	0-2	0-1	33-35-1
Seattle Seahawks	3-5	3-6		2-0	8-11
Tampa Bay Buccaneers	+17-15	23-6			40-21
Tennessee Titans	2-1	0-2			6-7
Tennessee Oilers	1-0	0-0			
Houston Oilers	1-2	2-2			
Washington Commanders	8-12	9-10	2-1	1-3	24-27-1
Boston Redskins/Braves	3-1-1	1-0			
Active Teams	307-346-10	391-261-18	4-10	13-10	715-627-28
Extinct Team Affiliates	57-48-3	64-29-7	--	--	121-77-10
Extinct Non Affiliates	25-11-5	65-6-9	--	--	90-17-14
TOTAL	364-394-13	455-290-25	4-10	13-10	833-704-38*

Note: * Three victories are subtracted from the listed overall victory total. The Eagles and Steelers (Steagles) merged in 1943 (1-0) and the Cardinals and Steelers (Card-Pitt) merged in 1944 (2-0). Games are officially recorded under both teams (though only counted once in the "TOTAL" line).

Note: "Extinct Non Affiliates" includes games from 1920-1950 played by 37 former teams who are no longer affiliated to an NFL Franchise.

[†] Bears were designated as home team, but game was at neutral site.

+ Bears were designated as visiting team, but game was at neutral site.

HISTORY

STADIUM CODES

A	Atlanta Fulton Co. Stadium	GB	City Stadium, Green Bay	PI	Forbes Field, Pittsburgh
AD	Adelphia Coliseum	GD	Georgia Dome, Atlanta	PD	Portsmouth, OH
AK	Akron Rubber Bowl	G	Gillette Stadium, Foxboro, MA	PX	University of Phoenix Stadium
AN	Anaheim Stadium	H	Astrodome, Houston	R	Reliant Stadium, Houston
B	Memorial Stadium, Baltimore	HF	Heinz Field, Pittsburgh	RC	Rogers Centre, Toronto
BA	PSINet Stadium, Baltimore	I	RCA Dome, Indianapolis	RJ	Raymond James Stadium, Tampa
BF	Rich Stadium, Buffalo	IL	University of Illinois, Champaign	S	Soldier Field, Chicago
BK	Baker Bowl, Philadelphia	JX	Jacksonville Municipal Stad, FL	SC	University of South Carolina
BO	Fenway Park, Boston	ALLTEL	Stadium, Jacksonville	SD	Qualcomm Stadium, San Diego
BR	Ebbets Field, Brooklyn	KC	Arrowhead Stadium, Kansas City	SE	Kingdome, Seattle
C	Ericsson Stadium, Charlotte, NC	KZ	Kezar Stadium, San Francisco	SF	3Com Park, San Francisco
CB	Cleveland Browns Stadium	LA	Memorial Coliseum, LA	SH	Shibe Park, Philadelphia
CI	Cinergy Field, Cincinnati	LE	Levi's Stadium, Santa Clara, CA	SI	Staten Island, NY
CL	Cleveland Stadium	LF	Lincoln Financial Field, PHI	SL	Busch Stadium, St. Louis
CM	Comiskey Park, Chicago	LM	Lambeau Field, Green Bay	SoFi	SoFi Stadium, Inglewood, CA
CN	Fawcett Stadium, Canton, OH	LO	Lucas Oil Field, Indianapolis	SP	Joe Albi Stadium, Spokane, WA
CO	The Coliseum, Nashville, TN	M	Metrodome, Minneapolis	SS	Seahawks Stadium, Seattle
COS	AT&T Stadium, Arlington, TX	MB	Mercedes-Benz Stadium, Atlanta		Qwest Field
CR	Crosley Field, Cincinnati	ME	MetLife Stadium, East Rutherford, NJ	SW	Ullevi Stadium, Sweden
CS	Chicago Stadium	MI	Orange Bowl, Miami	TB	Houlihan's Stadium, Tampa
D	Briggs (Tiger) Stadium, Detroit	ML	County Stadium, Milwaukee	TCF	TCF Bank Stadium, Minneapolis
DA	Cotton Bowl, Dallas	MN	Metropolitan Stad, Minneapolis	TL	Tulane Stadium, New Orleans
DB	Croke Park, Dublin, Ireland	MP	Mills Park, Chicago	TM	Sun Devil Stadium, Tempe, AZ
DC	RFK Stadium, Washington, DC	MT	M&T Bank Stadium, Baltimore	TR	Three Rivers Stadium, Pittsburgh
DN	Mile High Stadium, Denver	ND	Notre Dame, IN	TX	Texas Stadium, Irving, TX
	Invesco Field at Mile High, Denver	NE	Foxboro Stadium, MA	TW	Trans World Dome, St. Louis, MO
	Sports Authority Field, Denver	NJ	Meadowlands, East Rutherford, NJ	UD	University of Detroit Stadium
DO	Dolphin Stadium, Miami	NO	Superdome, New Orleans	USB	U.S. Bank Stadium, Minneapolis
	Joe Robbie Stadium, Miami	NP	Normal Park, Chicago	V	Veterans Stadium, Philadelphia
	Pro Player Stadium, Miami	NY	Yankee Stadium, New York	VA	Vanderbilt Stadium, Nashville, TN
	Sun Life Stadium, Miami	O	Network Associates Coliseum, OAK	WA	Wrigley Field, Chicago
DS	Dyche Stadium, Evanston		McAfee Coliseum	WS	Griffith Stadium, Washington, DC
EJ	Edward Jones Dome, St. Louis, MO	P	Pontiac Silverdome, Detroit	W	Wembley Stadium, London
FF	FedEx Field, Washington, DC	PB	Paul Brown Stadium, Cincinnati		* Preseason games only
FO	Ford Field, Detroit, MI	PG	Polo Grounds, New York		
FR	Franklin Field, Univ. of Penn	PH	Municipal Stadium, Philadelphia		
G	Olympic Stadium, Berlin, Germany				
FR	First Round Playoffs	CC	Conference Championship	thu	Thursday Night
SR	Second Round Playoffs	NFL	NFL Title Game	thank	Thanksgiving Day
WC	Wild Card Game	SB	Super Bowl	sat	Saturday
WCR	Wild Card Round	+	Overtime	sn	Sunday Night
DP	Divisional Playoff	mnf	Monday Night Football	nfln	NFL Network

BEARS vs. EXTINCT FRANCHISES

	Road	Home	Total		Road	Home	Total
Akron Pros/Indians	0-0	3-0-1	3-0-1	Frankford Yellow Jackets	2-3-1	5-1-1	7-4-2
Boston Yanks	2-0	1-0	3-0	Hammond Pros	0-0	3-0	3-0
Brooklyn Dodgers	5-0	5-0-1	10-0-1	Kewanee Walworths	0-0	1-0	1-0
Buffalo All-Americans/Bisons	1-0	3-2	4-2	Louisville Colonels	0-0	1-0	1-0
Canton Bulldogs	0-0	2-2	2-2	Milwaukee Badgers	1-0	2-0-1	3-0-1
Champaign American Legion	1-0	0-0	1-0	Minneapolis Marines	0-0	1-0	1-0
Chicago Tigers	2-0	0-0	2-0	Minneapolis Redjackets	3-0	2-0	5-0
Cincinnati Reds	1-0	1-0	2-0	Moline Indians	0-0	1-0	1-0
Cleveland Bulldogs	0-1	2-0	2-1	New York Yankees	0-1	2-0	2-1
Cleveland Indians	0-0	2-0	2-0	New York Yanks	1-1	2-0	3-1
Columbus Tigers	0-0	2-0	2-0	Oorang Indians	0-0	2-0	2-0
Dallas Texans	0-1	1-0	1-1	Pottsville Maroons	0-0	3-0	3-0
Dayton Triangles	0-0	4-0	4-0	Providence Steam Roller	0-1	0-0-1	0-1-1
Detroit Panthers	1-1-1	1-0-0	2-1-1	Racine Legion	2-0	0-0-2	2-0-2
Detroit Heralds	0-0	1-0	1-0	Rochester Jeffersons	0-0	2-0	2-0
Detroit Wolverines	0-1	0-1	0-2	Rock Island Independents	2-1-2	6-0-2	8-1-4
Duluth Eskimos	0-0	2-0	2-0	Rochester Scalpers	1-0	0-0	1-0
				Staten Island Stapletons	0-0-1	1-0	1-0-1
				Toledo Maroons	0-0	1-0	1-0
				TOTAL	25-11-565	6-9	
				90-17-14			



DETROIT LIONS

W-104 L-77 T-5

- 1930 - Spartans, 7-6 (PO)
Bears, 14-6 (W)
- 1931 - Bears, 9-6 (W)
Spartans, 3-0 (PO)
- 1932 - Tie, 13-13 (W)
Tie, 7-7 (PO)
Bears, 9-0 (CS)
- 1933 - Bears, 17-14 (W)
Bears, 17-7 (PO)
- 1934 - Bears, 19-16 (UD)
Bears, 10-7 (W) thank
- 1935 - Tie, 20-20 (W)
Lions, 14-2 (D) thank
- 1936 - Bears, 12-10 (W)
Lions, 13-7 (D) thank
- 1937 - Bears, 28-20 (W)
Bears, 13-0 (D) thank
- 1938 - Lions, 13-7 (W)
Lions, 14-7 (D) thank
- 1939 - Lions, 10-0 (W)
Bears, 23-13 (D)
Bears, 7-0 (W)
- 1940 - Lions, 17-14 (UD)
- 1941 - Bears, 49-0 (W)
Bears, 24-7 (D)
- 1942 - Bears, 16-0 (W)
Bears, 42-0 (D)
- 1943 - Bears, 27-21 (D)
Bears, 35-14 (W)
- 1944 - Tie, 21-21 (W)
Lions, 41-21 (D)
- 1945 - Lions, 16-10 (D)
Lions, 35-28 (W)
- 1946 - Bears, 42-6 (W)
Bears, 45-24 (D)
- 1947 - Bears, 33-24 (W)
Bears, 34-14 (D) thank
- 1948 - Bears, 28-0 (W)
Bears, 42-14 (D)
- 1949 - Bears, 27-24 (W)
Bears, 28-7 (D) thank
- 1950 - Bears, 35-21 (D)
Bears, 6-3 (W)
- 1951 - Bears, 28-23 (D)
Lions, 41-28 (W)
- 1952 - Bears, 24-23 (W)
Lions, 45-21 (D)
- 1953 - Lions, 20-16 (W)
Lions, 13-7 (D)
- 1954 - Lions, 48-23 (D)
Bears, 28-24 (W)
- 1955 - Bears, 24-14 (D)
Bears, 21-20 (W)
- 1956 - Lions, 42-10 (D)
Bears, 38-21 (W)
- 1957 - Bears, 27-7 (D)
Lions, 21-13 (W)
- 1958 - Bears, 20-7 (D)
Bears, 21-16 (W)
- 1959 - Bears, 24-14 (D)
Bears, 25-14 (W)
- 1960 - Bears, 28-7 (W)
Lions, 36-0 (D)
- 1961 - Bears, 31-17 (D)

- 1962 - Lions, 16-15 (W)
Lions, 11-3 (D)
Bears, 3-0 (W)
- 1963 - Bears, 37-21 (D)
Bears, 24-14 (W)
- 1964 - Lions, 10-0 (W)
Bears, 27-24 (D) thank
- 1965 - Bears, 38-10 (W)
Bears, 17-10 (D)
- 1966 - Lions, 14-3 (D)
Tie, 10-10 (W)
- 1967 - Bears, 14-3 (W)
Bears, 27-13 (D)
- 1968 - Lions, 42-0 (D)
Lions, 28-10 (W)
- 1969 - Lions, 13-7 (D)
Lions, 20-3 (W)
- 1970 - Lions, 28-14 (D) mnf
Lions, 16-10 (W)
- 1971 - Bears, 28-23 (D)
Lions, 28-3 (S)
- 1972 - Lions, 14-0 (D)
Lions, 38-24 (S)
- 1973 - Lions, 30-7 (S)
Lions, 40-7 (D)
- 1974 - Bears, 17-9 (S)
Lions, 34-17 (D)
- 1975 - Lions, 27-7 (P)
Bears, 25-21 (S)
- 1976 - Bears, 10-3 (S)
Lions, 14-10 (P)
- 1977 - Bears, 30-20 (S)
Bears, 31-14 (P) thank
- 1978 - Bears, 19-0 (P)
Lions, 21-17 (S)
- 1979 - Bears, 35-7 (S)
Lions, 20-0 (P) thank
- 1980 - Bears, 24-7 (S)
Bears, 23-17 (P) + thank
- 1981 - Lions, 48-17 (P) mnf
Lions, 23-7 (S)
- 1982 - Lions, 17-10 (P)
Bears, 20-17 (S)
- 1983 - Lions, 31-17 (P)
Lions, 38-17 (S)
- 1984 - Bears, 16-14 (S)
Bears, 30-13 (P)
- 1985 - Bears, 24-3 (S)
Bears, 37-17 (P)
- 1986 - Bears, 13-7 (S)
Bears, 16-13 (P) mnf
- 1987 - Bears, 30-10 (S)
(2nd game cancelled)
- 1988 - Bears, 24-7 (P)
Bears, 13-12 (S)
- 1989 - Bears, 47-27 (P)
Lions, 27-13 (S)
- 1990 - Bears, 23-17 (S) +
Lions, 38-21 (P) sn
- 1991 - Bears, 20-10 (S)
Lions, 16-6 (P) thank
- 1992 - Bears, 27-24 (S)
Lions, 16-3 (P)
- 1993 - Bears, 10-6 (P) thank

- 1994 - Lions, 20-14 (S)
Lions, 21-16 (P)
Bears, 20-10 (S)
- 1995 - Lions, 24-17 (S)
Lions, 27-7 (P) mnf
- 1996 - Lions, 35-16 (P)
Bears, 31-14 (S)
- 1997 - Lions, 32-7 (S)
Lions, 55-20 (P) thank
- 1998 - Bears, 31-27 (S)
Lions, 26-3 (P) sn
- 1999 - Lions, 21-17 (P) thank
Bears, 28-10 (S)
- 2000 - Lions, 21-14 (S)
Bears, 23-20 (P)
- 2001 - Bears, 13-10 (S)
Bears, 24-0 (P)
- 2002 - Lions, 23-20 (FO) +
Bears, 20-17 (IL) +
- 2003 - Bears, 24-16 (S)
Lions, 12-10 (FO)
- 2004 - Lions, 20-16 (S)
Lions, 19-13 (FO)
- 2005 - Bears, 38-6 (S)
Bears, 19-13 (FO) +
- 2006 - Bears, 34-7 (S)
Bears, 26-21 (FO)
- 2007 - Lions, 37-27 (FO)
Lions, 16-7 (S)
- 2008 - Bears, 34-7 (FO)
Bears, 27-23 (S)
- 2009 - Bears, 48-24 (S)
Bears, 37-23 (FO)
- 2010 - Bears, 19-14 (S)
Bears, 24-20 (FO)
- 2011 - Lions, 24-13 (FO) mnf
Bears, 37-13 (S)
- 2012 - Bears, 13-7 (S) mnf
Bears, 26-24 (FO)
- 2013 - Lions, 40-32 (FO)
Lions, 21-19 (S)
- 2014 - Lions, 34-17 (FO) thank
Lions, 20-14 (S)
- 2015 - Lions, 34-37 (FO) +
Lions, 24-20 (S)
- 2016 - Bears, 17-14 (S)
Lions, 20-17 (FO)
- 2017 - Lions, 27-24 (S)
Lions, 20-10 (FO)
- 2018 - Bears, 34-22 (S)
Bears, 23-16 (FO) thank
- 2019 - Bears, 20-13 (S)
Bears, 24-20 (FO) thank
- 2020 - Bears, 27-23 (FO)
Lions, 34-30 (S)
- 2021 - Bears, 24-14 (S)
Bears, 16-14 (FO)
- 2022 - Lions, 31-31 (S)
Lions, 41-10 (FO)

Series records includes playoff games

HISTORY

FR First Round Playoffs
SR Second Round Playoffs
WC Wild Card Game
WCR Wild Card Round
DP Divisional Playoff

CC Conference Championship
NFL NFL Title Game
SB Super Bowl
+ Overtime
mnf Monday Night Football

thu Thursday Night
thank Thanksgiving Day
sat Saturday
sn Sunday Night
nfln NFL Network



GREEN BAY PACKERS

W-95 L-105 T-6

1921 - Staleys, 20-0 (W)
 1923 - Bears, 3-0 (GB)
 1924 - Bears, 3-0 (W)
 1925 - Packers, 14-10 (GB)
 Bears, 21-0 (W)
 1926 - Tie, 6-6 (GB)
 Bears, 19-13 (W)
 Tie, 3-3 (S)
 1927 - Bears, 7-6 (GB)
 Bears, 14-6 (W)
 1928 - Tie, 12-12 (GB)
 Packers, 16-6 (W)
 Packers, 6-0 (W)
 1929 - Packers, 23-0 (GB)
 Packers, 14-0 (W)
 Packers, 25-0 (W)
 1930 - Packers, 7-0 (GB)
 Packers, 13-12 (W)
 Bears, 21-0 (W)
 1931 - Packers, 7-0 (GB)
 Packers, 6-2 (W)
 Bears, 7-6 (W)
 1932 - Tie, 0-0 (GB)
 Packers, 2-0 (W)
 Bears, 9-0 (W)
 1933 - Bears, 14-7 (GB)
 Bears, 10-7 (W)
 Bears, 7-6 (W)
 1934 - Bears, 24-10 (GB)
 Bears, 27-14 (W)
 1935 - Packers, 7-0 (GB)
 Packers, 17-14 (W)
 1936 - Bears, 30-3 (GB)
 Packers, 21-10 (W)
 1937 - Bears, 14-2 (GB)
 Packers, 24-14 (W)
 1938 - Bears, 2-0 (GB)
 Packers, 24-17 (W)
 1939 - Packers, 21-16 (GB)
 Bears, 30-27 (W)
 1940 - Bears, 41-10 (GB)
 Bears, 14-7 (W)
 1941 - Bears, 25-17 (GB)
 Packers, 16-14 (W)
 Bears, 33-14 (W)
 CC
 1942 - Bears, 44-28 (GB)
 Bears, 38-7 (W)
 1943 - Tie, 21-21 (GB)
 Bears, 21-7 (W)
 1944 - Packers, 42-28 (GB)
 Bears, 21-0 (W)
 1945 - Packers, 31-21 (GB)
 Bears, 28-24 (W)
 1946 - Bears, 30-7 (GB)
 Bears, 10-7 (W)
 1947 - Packers, 29-20 (GB)
 Bears, 20-17 (W)
 1948 - Bears, 45-7 (GB)
 Bears, 7-6 (W)
 1949 - Bears, 17-0 (GB)
 Bears, 24-3 (W)
 1950 - Packers, 31-21 (GB)
 Bears, 28-14 (W)
 1951 - Bears, 31-20 (GB)
 Bears, 24-13 (W)
 1952 - Bears, 24-14 (GB)
 Packers, 41-28 (W)
 1953 - Bears, 17-13 (GB)
 Tie, 21-21 (W)

1954 - Bears, 10-3 (GB)
 Bears, 28-23 (W)
 1955 - Packers, 24-3 (GB)
 Bears, 52-31 (W)
 1956 - Bears, 37-21 (GB)
 Bears, 38-14 (W)
 1957 - Packers, 21-17 (GB)
 Bears, 21-14 (W)
 1958 - Bears, 34-20 (GB)
 Bears, 24-10 (W)
 1959 - Packers, 9-6 (GB)
 Bears, 28-17 (W)
 1960 - Bears, 17-14 (GB)
 Packers, 41-13 (W)
 1961 - Packers, 24-0 (GB)
 Packers, 31-28 (W)
 1962 - Packers, 49-0 (GB)
 Packers, 38-7 (W)
 1963 - Bears, 10-3 (GB)
 Bears, 26-7 (W)
 1964 - Packers, 23-12 (GB)
 Packers, 17-3 (W)
 1965 - Packers, 23-14 (LM)
 Bears, 31-10 (W)
 1966 - Packers, 17-0 (W)
 Packers, 13-6 (LM)
 1967 - Packers, 13-10 (LM)
 Packers, 17-13 (W)
 1968 - Bears, 13-10 (LM)
 Packers, 28-27 (W)
 1969 - Packers, 17-0 (LM)
 Packers, 21-3 (W)
 1970 - Packers, 20-19 (LM)
 Bears, 35-17 (W)
 1971 - Packers, 17-14 (S)
 Packers, 31-10 (LM)
 1972 - Packers, 20-17 (LM)
 Packers, 23-17 (S)
 1973 - Bears, 31-17 (LM)
 Packers, 21-0 (S)
 1974 - Bears, 10-9 (S) mnf
 Packers, 20-3 (ML)
 1975 - Bears, 27-14 (S)
 Packers, 28-7 (LM)
 1976 - Bears, 24-13 (S)
 Bears, 16-10 (LM)
 1977 - Bears, 26-0 (LM)
 Bears, 21-10 (S)
 1978 - Packers, 24-14 (LM)
 Bears, 14-0 (S)
 1979 - Bears, 6-3 (S)
 Bears, 15-14 (LM)
 1980 - Packers, 12-6 (LM) +
 Bears, 61-7 (S)
 1981 - Packers, 16-9 (S)
 Packers, 21-17 (LM)
 1982 - (both games cancelled
 by players' strike)
 1983 - Packers, 31-28 (LM)
 Bears, 23-21 (S)
 1984 - Bears, 9-7 (LM)
 Packers, 20-14 (S)
 1985 - Bears, 23-7 (S) mnf
 Bears, 16-10 (LM)
 1986 - Bears, 25-12 (LM) mnf
 Bears, 12-10 (S)
 1987 - Bears, 26-24 (LM)
 Bears, 23-10 (S)
 1988 - Bears, 24-6 (LM)
 Bears, 16-0 (S)

1989 - Packers, 14-13 (LM)
 Packers, 40-28 (S)
 1990 - Bears, 31-13 (LM)
 Bears, 27-13 (S)
 1991 - Bears, 10-0 (LM) thu
 Bears, 27-13 (S)
 1992 - Bears, 30-10 (LM)
 Packers, 17-3 (S)
 1993 - Packers, 17-3 (LM)
 Bears, 30-17 (S)
 1994 - Packers, 33-6 (S) mnf
 Packers, 40-3 (LM)
 1995 - Packers, 27-24 (S) mnf
 Packers, 35-28 (LM)
 1996 - Packers, 37-6 (S)
 Packers, 28-17 (LM)
 1997 - Packers, 38-24 (LM) mnf
 Packers, 24-23 (S)
 1998 - Packers, 26-20 (LM)
 Packers, 16-13 (S)
 1999 - Bears, 14-13 (LM)
 Packers, 35-19 (S)
 2000 - Bears, 27-24 (LM)
 Packers, 28-6 (S)
 2001 - Packers, 20-12 (S)
 Packers, 17-7 (LM)
 2002 - Packers, 34-21 (L) mnf
 Packers, 30-20 (LM)
 2003 - Packers, 38-23 (S) mnf
 Packers, 34-21 (LM)
 2004 - Bears, 21-10 (LM)
 Packers, 31-14 (S)
 2005 - Bears, 19-7 (S)
 Bears, 24-17 (LM)
 2006 - Bears, 26-0 (LM)
 Packers, 26-7 (S) sn
 2007 - Bears, 27-20 (LM) sn
 Bears, 35-7 (S)
 2008 - Packers, 37-3 (LM)
 Bears, 20-17 (S) + mnf
 2009 - Packers, 21-15 (LM) sn
 Packers, 21-14 (S)
 2010 - Bears, 20-17 (S) mnf
 Packers, 10-3 (LM)
 Packers, 21-14 (S)
 CC
 2011 - Packers, 27-17 (S)
 Packers, 35-21 (LM) sn
 2012 - Packers, 23-10 (LM) thu nfln
 Packers, 21-13 (S)
 2013 - Bears, 27-20 (LM) mnf
 Packers, 33-28 (S)
 2014 - Packers, 38-17 (S)
 Packers, 55-14 (LM) sn
 2015 - Packers, 31-23 (S)
 Bears, 17-13 (LM) thank
 2016 - Packers, 26-10 (LM)
 Packers, 30-27 (S)
 2017 - Packers, 35-14 (LM)
 Packers, 23-16 (S)
 2018 - Packers, 24-23 (LM) sn
 Bears, 24-17 (S)
 2019 - Packers, 10-3 (S)
 Packers, 21-13 (LM)
 2020 - Packers, 41-16 (LM)
 Packers, 35-16 (S)
 2021 - Packers, 24-14 (S)
 Packers, 45-30 (LM)
 2022 - Packers, 27-10 (LM)
 Packers, 28-19 (S)

Series records includes playoff games



MINNESOTA VIKINGS

W-57 L-65 T-2

1961 - Vikings, 37-13 (MN)
 Bears, 52-35 (W)
 1962 - Bears, 13-0 (MN)
 Bears, 31-30 (W)
 1963 - Bears, 28-7 (MN)
 Tie 17-17 (W)
 1964 - Bears, 34-28 (MN)
 Vikings, 41-14 (W)
 1965 - Bears, 45-37 (MN)
 Vikings, 24-17 (W)
 1966 - Bears, 13-10 (MN)
 Bears, 41-28 (W)
 1967 - Bears, 17-7 (MN)
 Tie, 10-10 (W)
 1968 - Bears, 27-17 (MN)
 Bears, 26-24 (W)
 1969 - Vikings, 31-0 (W)
 Vikings, 31-14 (MN)
 1970 - Vikings, 24-0 (W)
 Vikings, 16-13 (MN)
 1971 - Bears, 20-17 (MN)
 Vikings, 27-10 (S)
 1972 - Bears, 13-10 (S) mnf
 Vikings, 23-10 (MN)
 1973 - Vikings, 22-13 (S)
 Vikings, 31-13 (MN)
 1974 - Vikings, 11-7 (MN)
 Vikings, 17-0 (S)
 1975 - Vikings, 28-3 (MN)
 Vikings, 13-9 (S) mnf
 1976 - Vikings, 20-19 (MN)
 Bears, 14-13 (S)
 1977 - Vikings, 22-16 (MN) +
 Bears, 10-7 (S)
 1978 - Vikings, 24-20 (S) mnf
 Vikings, 17-14 (MN)
 1979 - Bears, 26-7 (S)
 Vikings, 30-27 (MN)
 1980 - Vikings, 34-14 (S)
 Vikings, 13-7 (MN)
 1981 - Vikings, 24-21 (MN)
 Bears, 10-9 (S)
 1982 - Vikings, 35-7 (M)
 1983 - Vikings, 23-14 (S)
 Bears, 19-13 (M)
 1984 - Bears, 16-7 (S)
 Bears, 34-3 (M)

1985 - Bears, 33-24 (M) thu
 Bears, 27-9 (S)
 1986 - Bears, 23-0 (S)
 Vikings, 23-7 (M)
 1987 - Bears, 27-7, (S)
 Bears, 30-24 (M) sn
 1988 - Vikings, 31-7 (S)
 Vikings, 28-27 (M) mnf
 1989 - Bears, 38-7 (S)
 Vikings, 27-16 (M) sn
 1990 - Bears, 19-16 (S)
 Vikings, 41-13 (M)
 1991 - Bears, 10-6 (S)
 Bears, 34-17 (M) mnf
 1992 - Vikings, 21-20 (M)
 Vikings, 38-10 (S) mnf
 1993 - Vikings, 10-7 (M)
 Vikings, 19-12 (S) mnf
 1994 - Vikings, 42-14 (S)
 Vikings, 33-27 (M)+thu
Bears, 35-18 (M)
 FR
 1995 - Bears, 31-14 (S)
 Bears, 14-6 (M) mnf
 1996 - Vikings, 20-14 (S)
 Bears, 15-13 (M) mnf
 1997 - Vikings, 27-24 (S)
 Vikings, 29-22 (M)
 1998 - Vikings, 31-28 (S)
 Vikings, 48-22 (M) sn
 1999 - Bears, 24-22 (M)
 Vikings, 27-24 (S) +
 2000 - Vikings, 30-27 (M)
 Vikings, 28-16 (S)
 2001 - Bears, 17-10 (S)
 Bears, 13-6 (M)
 2002 - Bears, 27-23 (IL)
 Vikings, 25-7 (M)
 2003 - Vikings, 24-13 (M)
 Bears, 13-10 (S)
 2004 - Vikings, 27-22 (M)
 Bears, 24-14 (S)
 2005 - Bears, 28-3 (S)
 Vikings, 34-10 (M)
 2006 - Bears, 19-16 (M)
 Bears, 23-13 (S)
 2007 - Vikings, 34-31 (S)

Vikings, 20-13 (M) mnf
 Bears, 48-41 (S)
 Vikings, 34-14 (M) sn
 2009 - Vikings, 36-10 (M)
 Bears, 36-30 (S) + mnf
 2010 - Bears, 27-13 (S)
 Bears, 40-14 (TCF) mnf
 2011 - Bears, 39-10 (S)
 Bears, 17-13 (M)
 2012 - Bears, 28-10 (S)
 Vikings, 21-14 (M)
 2013 - Bears, 31-30 (S)
 Vikings, 23-20 (M) +
 Bears, 21-13 (S)
 Vikings, 13-9 (TCF)
 2015 - Vikings, 23-20 (S)
 Vikings, 38-17 (TCF)
 2016 - Bears, 20-10 (S)
 Vikings, 38-10 (USB)
 2017 - Vikings, 20-17 (S)
 Vikings, 23-10 (USB)
 2018 - Bears, 25-20 (S) sn
 Bears, 24-10 (USB)
 2019 - Bears, 16-6 (S)
 Bears, 21-19 (USB)
 2020 - Vikings, 19-13 (S)
 Bears, 33-27 (USB)
 2021 - Vikings, 17-9 (S)
 Vikings, 31-17 (USB)
 2022 - Vikings, 29-22 (USB)
 Vikings, 29-13 (S)

Series records includes playoff games



ARIZONA CARDINALS

W-59 L-29 T-6

In 1930-37, the Bears and Cardinals shared Wrigley Field. "H" designates the Bears as the home team; "V" designates the Bears as visitors.

1920 - Cardinals, 7-6 (V,NP) Staleys, 10-0 (V,NP)	1937 - Cardinals, 14-7 (V,W) Bears, 16-7 (H,W)	Bears, 10-7 (H,W) Cardinals, 24-17 (H,W)
1921 - Tie, 0-0 (H,W)	Bears, 42-28 (V,W)	1954 - Bears, 29-7 (V,CM)
1922 - Cardinals, 6-0 (V,CM) thank Cardinals, 9-0 (V,CM)	Bears, 16-13 (V,S) Bears, 34-28 (H,W)	1955 - Cardinals, 53-14 (V,CM)
1923 - Bears, 3-0 (H,W) thank	1939 - Bears, 44-7 (H,W)	1956 - Bears, 10-3 (H,W)
1924 - Bears, 6-0 (H,W) Bears, 21-0 (V,CM) thank	Bears, 48-7 (V,CM)	1957 - Bears, 14-6 (V,CM)
1925 - Cardinals, 9-0 (V,CM) Tie, 0-0 (H,W) thank	1940 - Cardinals, 21-7 (V,CM) Bears, 31-23 (H,W)	1958 - Bears, 30-14 (H,W)
1926 - Bears, 16-0 (H,W) Bears, 10-0 (V,S) Tie, 0-0 (H,W) thank	1941 - Bears, 53-7 (H,W) Bears, 34-24 (V,CM)	1959 - Bears, 31-7 (V,S)
1927 - Bears, 9-0 (V,NP) Cardinals, 3-0 (H,W) thank	1942 - Bears, 41-14 (H,W) Bears, 21-7 (V,CM)	1965 - Bears, 34-13 (W)
1928 - Bears, 15-0 (V,NP) Bears, 34-0 (H,W) thank	1943 - Bears, 20-0 (H,W) Bears, 35-24 (V,CM)	1966 - Cardinals, 24-17 (SL)
1929 - Tie, 0-0 (H,W) Cardinals, 40-6 (V,CM) thank	1944 - Bears, 34-7 (H,W) Bears, 49-7 (V,PI)	1967 - Bears, 30-3 (W)
1930 - Bears, 32-6 (V,CM) Bears, 6-0 (H,W) thank	1945 - Cardinals, 16-7 (H,W) Bears, 28-20 (V,CM)	1969 - Cardinals, 20-17 (SL)
1931 - Bears, 26-13 (H,W) Bears, 18-7 (V,W) thank	1946 - Bears, 34-17 (V,CM) Cardinals, 35-28 (H,W)	1972 - Bears, 27-10 (SL)
1932 - Tie, 0-0 (H,W) Bears, 34-0 (V,W) thank	1947 - Cardinals, 31-7 (V,CM) Cardinals, 30-21 (H,W)	1975 - Cardinals, 34-20 (S)
1933 - Bears, 12-9 (V,W) Bears, 22-6 (H,W) thank	1948 - Bears, 28-17 (V,CM) Cardinals, 24-21 (H,W)	1977 - Cardinals, 16-13 (SL)
1934 - Bears, 20-0 (H,W) Bears, 17-6 (H,W)	1949 - Bears, 17-9 (V,W) Bears, 52-21 (H,W)	1978 - Bears, 17-10 (S)
1935 - Tie, 7-7 (H,W) Bears, 13-0 (V,W)	1950 - Bears, 27-6 (H,W) Cardinals, 20-10 (V,CM)	1979 - Bears, 42-6 (S)
1936 - Bears, 7-3 (H,W)	1951 - Cardinals, 28-14 (V,CM) Cardinals, 24-14 (H,W)	1982 - Cardinals, 10-7 (S)
	1952 - Cardinals, 21-10 (V,CM)	1984 - Cardinals, 38-21 (SL)
		1990 - Bears, 31-21 (TM)
		1994 - Bears, 19-16 (TM) +
		1998 - Cardinals, 20-7 (TM)
		2001 - Bears, 20-13 (S)
		2003 - Bears, 28-3 (S)
		2006 - Bears, 24-23 (PX) mnf
		2009 - Cardinals, 41-21 (S)
		2012 - Bears, 28-13 (PX)
		2015 - Cardinals, 48-24 (S)
		2018 - Bears, 16-14 (PX)
		2021 - Cardinals, 33-22 (S)



ATLANTA FALCONS

W-15 L-14 T-0

1966 - Bears, 23-6 (W)	1978 - Bears, 13-7 (S)	2002 - Bears, 14-13 (GD)
1967 - Bears, 23-14 (A)	1980 - Falcons, 28-17 (A)	2005 - Bears, 16-3 (S) sn
1968 - Falcons, 16-13 (W)	1983 - Falcons, 20-17 (S)	2008 - Falcons, 22-20 (GD)
1969 - Falcons, 48-31 (A)	1985 - Bears, 36-0 (S)	2009 - Falcons, 21-14 (GD) sn
1970 - Bears, 23-14 (A)	1986 - Bears, 13-10 (A)	2011 - Bears, 30-12 (S)
1972 - Falcons, 37-21 (S)	1990 - Bears, 30-24 (S)	2014 - Bears, 27-13 (GD)
1973 - Falcons, 46-6 (A)	1992 - Bears, 41-31 (S)	2017 - Falcons, 23-17 (S)
1974 - Falcons, 13-10 (A)	1993 - Bears, 6-0 (S)	2020 - Bears, 30-26 (MB)
1976 - Falcons, 10-0 (S)	1998 - Falcons, 20-13 (GD)	2022 - Falcons, 27-24 (MB)
1977 - Falcons, 16-10 (S)	2001 - Bears, 31-3 (GD)	



BALTIMORE RAVENS

W-4 L-3 T-0

1998 - Bears, 24-3 (S)	2009 - Ravens, 31-7 (MT)	2021 - Ravens, 16-13 (S)
2001 - Ravens, 17-6 (BA)	2013 - Bears, 23-20 (S) +	
2005 - Bears, 10-6 (S)	2017 - Bears, 27-24 (MT) +	



BUFFALO BILLS

W-8 L-6 T-0

1970 - Bears, 31-13 (W)	1994 - Bears, 20-13 (S)	2010 - Bears, 22-19 (RC)
1974 - Bills, 16-6 (BF)	1997 - Bears, 20-3 (S)	2014 - Bills, 23-20 (S) +
1979 - Bears, 7-0 (BF)	2000 - Bills, 20-3 (BF)	2018 - Bears, 41-9 (BF)
1988 - Bears, 24-3 (S)	2002 - Bills, 33-27 (BF) +	2022 - Bills, 35-13 (S)
1991 - Bills, 35-20 (BF)	2006 - Bears, 40-7 (S)	



CAROLINA PANTHERS

W-7 L-4 T-0

1995 - Bears, 31-27 (S)	(S) DP	2012 - Bears, 23-22 (S)
2002 - Panthers, 24-14 (C)	2008 - Panthers, 20-17 (C)	2014 - Panthers, 31-24 (C)
2005 - Bears, 13-3 (S)	2010 - Bears, 23-6 (C)	2017 - Bears, 17-3 (S)
2005 - Panthers, 29-21	2011 - Bears, 34-29 (S)	2020 - Bears, 23-16 (C)

Series records includes playoff games



CINCINNATI BENGALS

W-6 L-6 T-0

1972 - Bengals, 13-3 (S)
 1980 - Bengals, 17-14 (S) +
 1986 - Bears, 44-7 (C)
 1989 - Bears, 17-14 (S)
 1992 - Bengals, 31-28 (S) + sn

1995 - Bengals, 16-10 (C)
 2001 - Bears, 24-0 (PB)
 2005 - Bengals, 24-7 (S)
 2009 - Bengals, 45-10 (PB)
 2013 - Bears, 24-21 (S)

2017 - Bears, 33-7 (PB)
 2021 - Bears, 20-17 (S)



CLEVELAND BROWNS

W-7 L-10 T-0

1951 - Browns, 42-21 (CL)
 1954 - Browns, 39-10 (W)
 1960 - Browns, 42-0 (CL)
 1961 - Bears, 17-14 (W)
 1967 - Browns, 24-0 (CL)
 1969 - Browns, 28-24 (W)

1972 - Bears, 17-0 (CL)
 1980 - Browns, 27-21 (CL) mnf
 1986 - Bears, 41-31 (S)
 1989 - Browns, 27-7 (CL) mnf
 1992 - Browns, 27-14 (CL)
 2001 - Bears, 27-21 (S) +

2005 - Browns, 20-10 (CB)
 2009 - Bears, 30-6 (S)
 2013 - Bears, 38-31 (CB)
 2017 - Bears, 20-3 (S)
 2021 - Browns, 26-6 (S)



DALLAS COWBOYS

W-12 L-16 T-0

1960 - Bears, 17-7 (W)
 1962 - Bears, 34-33 (DA)
 1964 - Cowboys, 24-10 (W)
 1968 - Cowboys, 34-3 (W)
 1971 - Bears, 23-19 (S)
 1973 - Cowboys, 20-17 (S)
 1976 - Cowboys, 31-21 (TX)
 1977 - Cowboys, 37-7 (TX) WC
 1979 - Cowboys, 24-20 (TX)

1981 - Cowboys, 10-9 (TX) thank
 1984 - Cowboys, 23-14 (S)
 1985 - Bears, 44-0 (TX)
 1986 - Bears, 24-10 (TX)
 1988 - Bears, 17-7 (S)
 1991 - Cowboys, 17-13 (S) FR
 1992 - Cowboys, 27-14 (TX)
 1996 - Bears, 22-6 (S) mnf
 1997 - Cowboys, 27-3 (TX)

1998 - Bears, 13-12 (S)
 2004 - Cowboys, 21-7 (TX) thank
 2007 - Cowboys, 34-10 (S) sn
 2010 - Bears, 27-20 (COS)
 2012 - Bears, 34-18 (COS) mnf
 2013 - Bears, 45-28 (S) mnf
 2014 - Cowboys, 41-28 (S) thu nfn
 2016 - Cowboys, 31-217 (COS) sn
 2019 - Bears, 31-24 (S) SNF
 2022 - Cowboys, 49-29 (AT)



DENVER BRONCOS

W-8 L-8 T-0

1971 - Broncos, 6-3 (DN)
 1973 - Bears, 33-14 (DN)
 1976 - Broncos, 28-14 (S)
 1978 - Broncos, 16-7 (DN) mnf
 1981 - Bears, 35-24 (S)
 1983 - Bears, 31-14 (S)

1984 - Bears, 27-0 (S)
 1987 - Broncos, 31-29 (DN) mnf
 1990 - Bears, 16-13 (DN) +
 1993 - Broncos, 13-3 (S) sat
 1996 - Broncos, 17-12 (DN)
 2003 - Bears, 19-10 (DN)

2007 - Bears, 37-34 (S) +
 2011 - Broncos, 13-10 (DN) +
 2015 - Broncos, 17-15 (S)
 2019 - Bears, 16-14 (DN)



HOUSTON TEXANS

W-2 L-4 T-0

2004 - Texans, 24-5 (S)
 2008 - Texans, 31-24 (R)
 2012 - Texans, 13-6 (S) sn

2016 - Texans, 23-14 (R)
 2020 - Bears, 36-7 (S)
 2022 - Bears, 23-20 (S)



INDIANAPOLIS COLTS

W-19 L-25 T-0

1953 - Colts, 13-9 (B)
 Colts, 16-14 (W)
 1954 - Bears, 28-9 (W)
 Bears, 28-13 (B)
 1955 - Colts, 23-17 (B)
 Bears, 38-10 (W)
 1956 - Colts, 28-21 (B)
 Bears, 58-27 (W)
 1957 - Colts, 21-10 (B)
 Colts, 29-14 (W)
 1958 - Colts, 51-38 (B)
 Colts, 17-0 (W)
 1959 - Bears, 26-21 (B)
 Colts, 21-7 (W)
 1960 - Colts, 42-7 (B)

Colts, 24-20 (W)
 Bears, 24-10 (W)
 Bears, 21-20 (B)
 1962 - Bears, 35-15 (W)
 Bears, 57-0 (B)
 1963 - Bears, 10-3 (W)
 Bears, 17-7 (B)
 1964 - Colts, 52-0 (B)
 Colts, 40-24 (W)
 1965 - Colts, 26-21 (W)
 Bears, 13-0 (B)
 1966 - Bears, 27-17 (W)
 Colts, 21-16 (B)
 1967 - Colts, 24-3 (W)
 1968 - Colts, 28-7 (B)

1969 - Colts, 24-21 (W)
 1970 - Colts, 21-20 (B)
 1975 - Colts, 35-7 (S)
 1983 - Colts, 22-19 (B) +
 1985 - Bears, 17-10 (S)
 1988 - Bears, 17-13 (I)
 1991 - Bears, 31-17 (I)
 2000 - Bears, 27-24 (S)
 2004 - Colts, 41-10 (S)
 2006 - Colts, 29-17 (DO) SB
 2008 - Bears, 29-13 (LO) sn
 2012 - Bears, 41-21 (S)
 2016 - Colts, 29-23 (LO)
 2020 - Colts, 19-11 (S)

Series records includes playoff games



JACKSONVILLE JAGUARS W-5 L-3 T-0

1995 - Bears, 30-27 (UX)	2004 - Jaguars, 22-3 (UX)	2016 - Jaguars, 17-16 (S)
1998 - Jaguars, 24-23 (S)	2008 - Bears, 23-10 (S)	2020 - Bears, 41-17 (UX)
2001 - Bears, 33-13 (S)	2012 - Bears, 41-3 (UX)	



KANSAS CITY CHIEFS W-7 L-6 T-0

1973 - Chiefs, 19-7 (KC) mnf	1993 - Bears, 19-17 (KC)	2011 - Chiefs, 10-3 (S)
1977 - Bears, 28-27 (S)	1996 - Chiefs, 14-10 (KC)	2015 - Bears, 18-17 (KC)
1981 - Bears, 16-13 (KC) +	1999 - Bears, 20-17 (S)	2019 - Chiefs, 26-3 (KC)
1987 - Bears, 31-28 (S)	2003 - Chiefs, 31-3 (KC)	
1990 - Chiefs, 21-10 (S) sat	2007 - Bears, 20-10 (S)	



LAS VEGAS RAIDERS W-8 L-8 T-0

1972 - Raiders, 28-21 (O)	1990 - Raiders, 24-10 (LA)	2011 - Raiders, 25-20 (O)
1976 - Raiders, 28-27 (S)	1993 - Raiders, 16-14 (S)	2015 - Bears, 22-20 (S)
1978 - Raiders, 25-19 (S) +	1996 - Bears, 19-17 (S)	2019 - Raiders, 24-21 (LN)
1981 - Bears, 23-6 (O)	1999 - Raiders, 24-17 (O)	2021 - Bears, 20-9 (AS)
1984 - Bears, 17-6 (S)	2003 - Bears, 24-21 (S)	
1987 - Bears, 6-3 (LA)	2007 - Bears, 17-6 (O)	



LOS ANGELES CHARGERS W-7 L-6 T-0

1970 - Chargers, 20-7 (W)	1993 - Bears, 16-13 (SD) sn	2011 - Bears, 31-20 (S)
1974 - Chargers, 28-21 (SD)	1996 - Bears, 27-14 (S) sat	2015 - Bears, 22-19 (SD) mnf
1978 - Chargers, 40-7 (SD) mnf	1999 - Bears, 23-20 (SD)+	2019 - Chargers, 17-16 (S)
1981 - Bears, 20-17 (S) +	2003 - Bears, 20-7 (S)	
1984 - Chargers, 20-7 (SD) mnf	2007 - Chargers, 14-3 (SD)	



LOS ANGELES RAMS W-54 L-39 T-3

1937 - Bears, 20-2 (CL) Bears, 15-7 (W)	1954 - Rams, 42-38 (LA) Bears, 24-13 (W)	1976 - Rams, 20-12 (LA)
1938 - Rams, 14-7 (W) Rams, 23-21 (CL)	1955 - Bears, 31-20 (LA) Bears, 24-3 (W)	1977 - Bears, 24-23 (S) mnf
1939 - Bears, 30-21 (W) Bears, 35-21 (CL)	1956 - Bears, 35-24 (LA) Bears, 30-21 (W)	1979 - Bears, 27-23 (S)
1940 - Bears, 21-14 (CL) Bears, 47-25 (W)	1957 - Bears, 34-26 (W) Bears, 16-10 (LA)	1981 - Rams, 24-7 (S) mnf
1941 - Bears, 48-21 (CL) Bears, 31-13 (W)	1958 - Bears, 31-10 (W) Rams, 41-35 (LA)	1982 - Bears, 34-26 (AN)
1942 - Bears, 21-7 (CL) Bears, 47-0 (W)	1959 - Rams, 28-21 (W) Bears, 26-21 (LA)	1983 - Rams, 21-14 (AN)
1944 - Rams, 19-7 (CL) Bears, 28-21 (W)	1960 - Bears, 34-27 (W) Tie, 24-24 (LA)	1984 - Rams, 29-13 (AN)
1945 - Rams, 17-0 (CL) Rams, 41-21 (W)	1961 - Bears, 21-17 (LA) Bears, 28-24 (W)	1985 - Bears, 24-0 (S) CC
1946 - Tie, 28-28 (W) Bears, 27-21 (LA)	1962 - Bears, 27-23 (LA) Bears, 30-14 (W)	1986 - Rams, 20-17 (S) mnf
1947 - Bears, 41-21 (LA) Rams, 17-14 (W)	1963 - Bears, 52-14 (LA) Bears, 6-0 (W)	1988 - Rams, 23-3 (AN) mnf
1948 - Bears, 42-21 (W) Bears, 21-6 (LA)	1964 - Bears, 38-17 (W) Bears, 34-24 (LA)	1989 - Bears, 20-10 (S)
1949 - Rams, 31-16 (W) Rams, 27-24 (LA)	1965 - Rams, 30-28 (LA) Bears, 31-6 (W)	1990 - Bears, 38-9 (S) sn
1950 - Bears, 24-20 (LA) Bears, 24-14 (W) Rams, 24-14 (LA) CC	1966 - Rams, 31-17 (LA) Bears, 17-10 (W)	1993 - Rams, 20-6 (AN)
1951 - Rams, 42-17 (W)	1967 - Rams, 28-17 (W)	1994 - Bears, 27-13 (S)
1952 - Rams, 31-7 (LA) Rams, 40-24 (W)	1968 - Bears, 17-16 (LA)	1995 - Rams, 34-28 (SL)
1953 - Rams, 38-24 (LA) Bears, 24-21 (W)	1969 - Rams, 9-7 (W)	1996 - Bears, 35-9 (S)
	1971 - Rams, 17-3 (LA)	1997 - Bears, 13-10 (TW) sn
	1972 - Tie, 13-13 (S)	1998 - Rams, 20-12 (S)
	1973 - Rams, 26-0 (S)	1999 - Rams, 34-12 (TW)
	1975 - Rams, 38-10 (LA)	2002 - Rams, 21-16 (EJ) mnf
		2003 - Rams, 23-21 (S)
		2006 - Bears, 42-27 (EJ) mnf
		2008 - Bears, 27-3 (EJ)
		2009 - Bears, 17-9 (S)
		2012 - Bears, 23-6 (S)
		2013 - Rams, 42-21 (EJ)
		2015 - Bears, 37-13 (EJ)
		2018 - Bears, 15-6 (S)
		2019 - Rams, 17-7 (CL)
		2020 - Rams, 24-10 (SoFI)
		2021 - Rams, 34-14 (SoFI)

Series records includes playoff games



MIAMI DOLPHINS

W-4

L-10

T-0

1971 - Dolphins, 34-3 (MI) mnf
 1975 - Dolphins, 46-13 (S)
 1979 - Dolphins, 31-16 (MI)
 1985 - Dolphins, 38-24 (MI) mnf
 1988 - Bears, 34-7 (S)

1991 - Dolphins, 16-13 (S) +
 1994 - Bears, 17-14 (MI-JR)
 1997 - Bears, 36-33 (MI-PP) + mnf
 2002 - Dolphins, 27-9 (MI-PP) mnf
 2006 - Dolphins, 31-13 (S)

2010 - Bears, 16-0 (MI-SU) thu nfln
 2014 - Dolphins, 27-14 (S)
 2018 - Dolphins, 31-28 (HR) +
 2022 - Dolphins, 35-32 (S)



NEW ENGLAND PATRIOTS

W-5

L-10

T-0

1973 - Patriots, 13-10 (S)
 1979 - Patriots, 27-7 (S)
 1982 - Bears, 26-13 (S)
 1985 - Bears, 20-7 (S)
 Bears, 46-10 (NO) SB

1988 - Patriots, 30-7 (NE)
 1994 - Patriots, 13-3 (S) sat
 1997 - Patriots, 31-3 (NE)
 2000 - Bears, 24-17 (S)
 2002 - Patriots, 33-30 (IL)

2006 - Patriots, 17-13 (GI)
 2010 - Patriots, 36-7 (S)
 2014 - Patriots, 51-23 (GI)
 2018 - Patriots, 38-31 (S)
 2022 - Bears, 33-14 (S)



NEW ORLEANS SAINTS

W-15

L-18

T-0

1968 - Bears, 23-17 (TL)
 1970 - Bears, 24-3 (TL)
 1971 - Bears, 35-14 (S)
 1973 - Saints, 21-16 (NO)
 1974 - Bears, 24-10 (S)
 1975 - Bears, 42-17 (NO)
 1977 - Saints, 42-24 (S)
 1980 - Bears, 22-3 (S)
 1982 - Saints, 10-0 (S)
 1983 - Saints, 34-31 (NO) +
 1984 - Bears, 20-7 (S)
 1987 - Saints, 19-17 (S)

1990 - Bears, 16-6 (S) FR
 1991 - Bears, 20-17 (NO)
 1992 - Saints, 28-6 (NO)
 1994 - Bears, 17-7 (S)
 1996 - Saints, 27-24 (NO)
 1997 - Saints, 20-17 (S) sn
 1999 - Bears, 14-10 (S)
 2000 - Saints, 31-10 (S)
 2002 - Saints, 29-23 (IL)
 2003 - Saints, 20-13 (NO)
 2005 - Bears, 20-17 (TS)
 2006 - Bears, 39-14 (S) CC

2007 - Bears, 33-25 (S)
 2008 - Bears, 27-24 (S) + thu nfln
 2011 - Saints, 30-13 (NO)
 2013 - Saints, 26-18 (S)
 2014 - Saints, 31-15 (S) mnf
 2017 - Saints, 20-12 (NO)
 2019 - Saints, 36-25 (S)
 2020 - Saints, 26-23 (S)
 2020 - Saints, 21-9 (NO) WC



NEW YORK GIANTS

W-36

L-25

T-2

1925 - Bears, 19-7 (PG)
 Giants, 9-0 (W)
 1926 - Bears, 7-0 (W)
 1927 - Giants, 13-7 (PG)
 1928 - Bears, 13-0 (W)
 1929 - Giants, 26-14 (W)
 Giants, 34-0 (PG)
 1930 - Giants, 12-0 (W)
 Bears, 12-0 (PG)
 1931 - Bears, 6-0 (W)
 Bears, 12-6 (PG)
 Giants, 25-6 (W)
 1932 - Bears, 28-8 (PG)
 Bears, 6-0 (W)
 1933 - Bears, 14-10 (W)
 Giants, 3-0 (PG)
 Bears, 23-21 (W) NFL
 1934 - Bears, 27-7 (W)
 Bears, 10-9 (PG)
 Giants, 30-13 (PG) NFL
 1935 - Bears, 20-3 (PG)
 Giants, 3-0 (W)

1936 - Bears, 25-7 (PG)
 1937 - Tie, 3-3 (PG)
 1939 - Giants, 16-13 (PG)
 1940 - Bears, 37-21 (PG)
 1941 - Bears, 37-9 (W) NFL
 1942 - Bears, 26-7 (PG)
 1943 - Bears, 56-7 (PG)
 1946 - Giants, 14-0 (PG)
 Bears, 24-14 (PG) NFL
 1948 - Bears, 35-14 (W)
 1949 - Giants, 35-28 (PG)
 1956 - Tie, 17-17 (NY)
 Giants, 47-7 (NY) NFL
 1962 - Giants, 26-24 (W)
 1963 - Bears, 14-10 (W) NFL
 1965 - Bears, 35-14 (NY)
 1967 - Bears, 34-7 (W)
 1969 - Giants, 28-24 (NY)
 1970 - Bears, 24-16 (NY)
 1974 - Bears, 16-13 (S)
 1977 - Bears, 12-9 (NJ) +
 1985 - Bears, 21-0 (S) DP
 1987 - Bears, 34-19 (S) mnf

1990 - Giants, 31-3 (NJ) DP
 1991 - Bears, 20-17 (S)
 1992 - Giants, 27-14 (S) mnf
 1993 - Giants, 26-20 (S)
 1995 - Bears, 27-24 (NJ)
 2000 - Giants, 14-7 (S)
 2004 - Bears, 28-21 (NJ)
 2006 - Bears, 38-20 (NJ) sn
 2007 - Giants, 21-16 (S)
 2010 - Giants, 17-3 (ME) sn
 2013 - Bears, 27-21 (S) thu
 2016 - Giants, 22-16 (ME)
 2018 - Bears, 30-27 (ME) +
 2019 - Bears, 19-14 (S)
 2020 - Bears, 17-13 (S)
 2021 - Bears, 26-3 (S)
 2022 - Giants, 20-12 (ME)



NEW YORK JETS

W-9

L-4

T-0

1974 - Jets, 23-21 (S)
 1979 - Bears, 23-13 (S)
 1985 - Bears, 19-6 (NJ) sat
 1991 - Bears, 19-13 (S) + mnf
 1994 - Bears, 19-7 (NJ) sn

1997 - Jets, 23-15 (S)
 2000 - Jets, 17-10 (NJ)
 2002 - Bears, 20-13 (IL)
 2006 - Bears, 10-0 (NJ)
 2010 - Bears, 38-34 (S)

2014 - Bears, 27-19 (ME) mnf
 2018 - Bears, 24-10 (S)
 2022 - Jets, 31-10 (ME)

Series records includes playoff games

HISTORY



PHILADELPHIA EAGLES

W-30 L-17 T-1

1933 - Tie, 3-3 (BK)
 1935 - Bears, 39-0 (BK)
 1936 - Bears, 17-0 (PH)
 Bears, 28-7 (PH)
 1938 - Bears, 28-6 (PH)
 1939 - Bears, 27-14 (W)
 1941 - Bears, 49-14 (SH)
 1942 - Bears, 45-14 (W)
 1943 - Bears, 48-21 (W)
 1944 - Bears, 28-7 (SH)
 1946 - Bears, 21-14 (W)
 1947 - Bears, 40-7 (W)
 1948 - Eagles, 12-7 (SH)
 1949 - Bears, 38-21 (W)
 1955 - Bears, 17-10 (W)
 1961 - Eagles, 16-14 (FR)
 1963 - Bears, 16-7 (W)

1968 - Bears, 29-16 (FR)
 1970 - Bears, 20-16 (DS)
 1972 - Bears, 21-12 (V)
 1975 - Bears, 15-13 (S)
 1979 - Eagles, 27-17 (V) WC
 1980 - Eagles, 17-14 (V)
 1983 - Bears, 7-6 (V)
 Bears, 17-14 (S)
 1986 - Bears, 13-10 (S) +
 1987 - Bears, 35-3, (V)
 1988 - Bears, 20-12 (S) DP
 1989 - Bears, 27-13 (S) mnf
 1993 - Bears, 17-6 (V)
 1994 - Eagles, 30-22 (V) mnf
 1995 - Bears, 20-14 (S)
 1999 - Eagles, 20-16 (S)
 2000 - Eagles, 13-9 (V)

2001 - Eagles, 33-19 (S) DP
 2002 - Eagles, 19-13 (IL)
 2004 - Eagles, 19-9 (S)
 2007 - Bears, 19-16 (L)
 2008 - Bears, 24-20 (S) sn
 2009 - Eagles, 24-20 (S) sn
 2010 - Bears, 31-26 (S)
 2011 - Bears, 30-24 (L) mnf
 2013 - Eagles, 54-11 (L) snf
 2015 - Eagles, 29-14 (S) mnf
 2016 - Eagles, 29-14 (S)
 2017 - Eagles, 31-3 (LF)
 2018 - Eagles, 16-15 (S) WC
 2019 - Eagles, 14-22 (LF)
 2022 - Eagles, 25-20 (S)



PITTSBURGH STEELERS

W-22 L-8 T-1

1934 - Bears, 28-0 (PI)
 1935 - Bears, 23-7 (PI)
 1936 - Bears, 27-9 (PI)
 Bears, 26-7 (W)
 1937 - Bears, 7-0 (PI)
 1939 - Bears, 32-0 (PI)
 1941 - Bears, 34-7 (W)
 1943 - Bears, 48-21 (W)
 1944 - Bears, 34-7 (W)
 Bears, 49-7 (PI)
 1945 - Bears, 28-7 (PI)
 1947 - Bears, 49-7 (W)

1949 - Bears, 30-21 (W)
 1958 - Steelers, 24-10 (PI)
 1959 - Bears, 27-21 (W)
 1963 - Tie, 17-17 (PI)
 1967 - Steelers, 41-13 (PI)
 1969 - Bears, 38-7 (W)
 1971 - Bears, 17-15 (S)
 1975 - Steelers, 34-3 (TR)
 1980 - Steelers, 38-3 (TR)
 1986 - Bears, 13-10 (S) +
 1989 - Bears, 20-0 (TR)
 1992 - Bears, 30-6 (S)

1995 - Steelers, 37-34 (S) +
 1998 - Steelers, 17-12 (TR)
 2005 - Steelers, 21-9 (HF)
 2009 - Bears, 17-14 (S)
 2013 - Bears, 40-23 (HF) snf
 2017 - Bears, 23-17 (S) +
 2021 - Steelers, 29-27 (HF)



SAN FRANCISCO 49ERS

W-33 L-35 T-1

1950 - Bears, 32-20 (KZ)
 Bears, 17-0 (W)
 1951 - Bears, 13-7 (W)
 1952 - 49ers, 40-16 (W)
 Bears, 20-17 (KZ)
 1953 - 49ers, 35-28 (W)
 49ers, 24-14 (KZ)
 1954 - 49ers, 31-24 (W)
 Bears, 31-27 (KZ)
 1955 - 49ers, 20-19 (W)
 Bears, 34-23 (KZ)
 1956 - Bears, 31-7 (W)
 Bears, 38-21 (KZ)
 1957 - 49ers, 21-17 (W)
 49ers, 21-17 (KZ)
 1958 - Bears, 28-6 (W)
 Bears, 27-14 (KZ)
 1959 - 49ers, 20-17 (KZ)
 Bears, 14-3 (W)
 1960 - Bears, 27-10 (W)
 49ers, 25-7 (KZ)
 1961 - Bears, 31-0 (W)
 49ers, 41-31 (KZ)
 1962 - Bears, 30-14 (KZ)

49ers, 34-27 (W)
 1963 - 49ers, 20-14 (KZ)
 Bears, 27-7 (W)
 1964 - 49ers, 31-21 (KZ)
 Bears, 23-21 (W)
 1965 - 49ers, 52-24 (KZ)
 Bears, 61-20 (W)
 1966 - Tie, 30-30 (W)
 49ers, 41-14 (KZ)
 1967 - Bears, 28-14 (KZ)
 1968 - Bears, 27-19 (W)
 1969 - 49ers, 42-21 (KZ)
 1970 - 49ers, 37-16 (W)
 1971 - 49ers, 13-0 (SF)
 1972 - 49ers, 34-21 (S)
 1974 - 49ers, 34-0 (S)
 1975 - 49ers, 31-3 (SF)
 1976 - Bears, 19-12 (SF)
 1978 - Bears, 16-13 (SF)
 1979 - Bears, 28-27 (SF)
 1981 - 49ers, 28-17 (SF)
 1983 - Bears, 13-3 (S)
 1984 - 49ers, 23-0 (SF) CC

1985 - Bears, 26-10 (SF)
 1987 - 49ers, 41-0 (SF) mnf
 1988 - Bears, 10-9 (S) mnf
 49ers, 28-3 (S) CC
 1989 - 49ers, 26-0 (SF)
 1991 - 49ers, 52-14 (SF) mnf
 1994 - 49ers, 44-15 (SF) SR
 2000 - 49ers, 17-0 (SF)
 2001 - Bears, 37-31 (S) +
 2003 - 49ers, 49-7 (SF)
 2004 - Bears, 23-13 (S) sn
 2005 - Bears, 17-9 (S)
 2006 - Bears, 41-10 (S)
 2009 - 49ers, 10-6 (SF) thu nfn
 2012 - 49ers, 32-7 (SF) mnf
 2014 - Bears, 28-20 (LE) snf
 2015 - 49ers, 26-20 (S) +
 2016 - Bears, 26-6 (S)
 2017 - 49ers, 15-14 (S)
 2018 - Bears, 14-9 (LE)
 2021 - 49ers, 33-22 (S)
 2022 - Bears, 19-10 (S)

HISTORY

Series records includes playoff games



SEATTLE SEAHAWKS

W-8

L-11

T-0

1976 - Bears, 34-7 (SE)
 1978 - Seahawks, 31-29 (S)
 1982 - Seahawks, 20-14 (SE)
 1984 - Seahawks, 38-9 (SE)
 1987 - Seahawks, 34-21 (S)
 1990 - Bears, 17-0 (S)
 1999 - Seahawks, 14-13 (S)

2003 - Seahawks, 24-17 (SS)
 2006 - Bears, 37-6 (S) sn
 Bears, 27-24 (S)
 DP +
 2007 - Seahawks, 30-23 (SS)
 2009 - Bears, 25-19 (SS)
 2010 - Seahawks, 23-20 (S)

Bears, 35-24 (S)
 DP
 2011 - Seahawks, 38-14 (S)
 2012 - Seahawks, 23-17 (S) +
 2015 - Seahawks, 26-0 (SS)
 2018 - Bears, 24-17 (S)
 2021 - Bears, 25-24 (LF)



TAMPA BAY BUCCANEERS

W-40

L-21

T-0

1977 - Bears, 10-0 (TB)
 1978 - Buccaneers, 33-19 (TB)
 Bears, 14-3 (S)
 1979 - Buccaneers, 17-13 (S)
 Bears, 14-0 (TB)
 1980 - Bears, 23-0 (S) mnf
 Bears, 14-13 (TB) sat
 1981 - Bears, 28-17 (S)
 Buccaneers, 20-10 (TB)
 1982 - Buccaneers, 26-23 (TB) +
 1983 - Bears, 17-10 (S)
 Bears, 27-0 (TB)
 1984 - Bears, 34-14 (S)
 Bears, 44-9 (TB)
 1985 - Bears, 38-28 (S)
 Bears, 27-19 (TB)
 1986 - Bears, 23-3 (TB)
 Bears, 48-14 (S)
 1987 - Bears, 20-3 (S)
 Bears, 27-26 (TB)
 1988 - Bears, 28-10 (S)
 Bears, 27-15 (TB)

1989 - Buccaneers, 42-35 (TB)
 Buccaneers, 32-31 (S)
 1990 - Bears, 26-6 (TB)
 Bears, 27-14 (S)
 1991 - Bears, 21-20 (TB)
 Bears, 27-0 (S) sat
 1992 - Bears, 31-14 (S)
 Buccaneers, 20-17 (TB)
 1993 - Bears, 47-17 (S)
 Buccaneers, 13-10 (TB)
 1994 - Bears, 21-9 (S)
 Bears, 20-6 (TB)
 1995 - Bears, 25-6 (TB)
 Bears, 31-10 (S)
 1996 - Bears, 13-10 (S)
 Buccaneers, 34-19 (TB)
 1997 - Bears, 13-7 (S)
 Buccaneers, 31-15 (TB)
 1998 - Buccaneers, 27-15 (RJ)
 Buccaneers, 31-17 (S)
 1999 - Buccaneers, 6-3 (RJ)
 Buccaneers, 20-6 (S)

2000 - Buccaneers, 41-0 (RJ)
 Bears, 13-10 (S)
 2001 - Bears, 27-24 (RJ)
 Bears, 27-3 (S)
 2002 - Buccaneers, 15-0 (IL) sn
 2004 - Buccaneers, 19-7 (RJ)
 2005 - Bears, 13-10 (RJ)
 2006 - Bears, 34-31 (S) +
 2008 - Buccaneers, 27-24 (S) +
 2011 - Bears, 24-18 (WS)
 2014 - Bears, 21-13 (S)
 2015 - Bears, 26-21 (RJ)
 2016 - Buccaneers, 36-10 (RJ)
 2017 - Buccaneers, 29-7 (RJ)
 2018 - Bears, 48-10 (S)
 2020 - Bears, 20-19 (S)
 2021 - Buccaneers, 38-3 (RJ)



TENNESSEE TITANS

W-6

L-7

T-0

1973 - Bears, 35-14 (S)
 1977 - Oilers, 47-0 (H)
 1980 - Oilers, 10-6 (S)
 1986 - Bears, 20-7 (H)
 1989 - Oilers, 33-28 (S)

1992 - Oilers, 24-7 (H) mnf
 1995 - Bears, 35-32 (S)
 1998 - Bears, 23-20 (VA)
 2004 - Bears, 19-17 (CO) +
 2008 - Titans, 21-14 (S)

2012 - Bears, 51-20 (CO)
 2016 - Titans, 27-21 (S)
 2020 - Titans, 24-17 (CO)



WASHINGTON COMMANDERS

W-24

L-27

T-1

1932 - Tie, 7-7 (BO)
 1933 - Bears, 7-0 (S)
 Redskins, 10-0 (FP)
 1934 - Bears, 21-0 (BO)
 1935 - Bears, 30-14 (BO)
 1936 - Bears, 26-0 (BO)
 1937 - Redskins, 28-21
 (W) NFL
 1938 - Bears, 31-7 (W)
 1940 - Redskins, 7-3 (WA)
 Bears, 73-0 (WA)
 NFL
 1941 - Bears, 35-21 (W)
 1942 - Redskins, 14-6
 (WA) NFL
 1943 - Redskins, 21-7 (WA)
 Bears, 41-21 (W) NFL
 1945 - Redskins, 28-21 (WA)
 1946 - Bears, 24-20 (W)
 1947 - Bears, 56-20 (WA)

1948 - Bears, 48-13 (W)
 1949 - Bears, 31-21 (WA)
 1951 - Bears, 27-0 (WA)
 1953 - Bears, 27-24 (WA)
 1957 - Redskins, 14-3 (W)
 1964 - Redskins, 27-20 (DC)
 1968 - Redskins, 38-28 (W)
 1971 - Bears, 16-15 (S)
 1974 - Redskins, 42-0 (DC)
 1976 - Bears, 33-7 (S)
 1978 - Bears, 14-10 (DC) sat
 1980 - Bears, 35-21 (S)
 1981 - Redskins, 24-7 (S)
 1984 - Bears, 23-19 (DC)
 DP
 1985 - Bears, 45-10 (S)
 1986 - Redskins, 27-13
 (S) DP
 1987 - Redskins, 21-17
 (S) DP

1988 - Bears, 34-14 (DC)
 1989 - Redskins, 38-14 (DC)
 1990 - Redskins, 10-9 (DC)
 1991 - Redskins, 20-7 (S)
 1996 - Redskins, 10-3 (DC)
 1997 - Redskins, 31-8 (S)
 1999 - Redskins, 48-22 (FF)
 2001 - Bears, 20-15 (FF)
 2003 - Bears, 27-24 (S)
 2004 - Redskins, 13-10 (S)
 2005 - Redskins, 9-7 (FF)
 2007 - Redskins, 24-16 (FF) thu nfln
 2010 - Redskins, 17-14 (S)
 2013 - Redskins, 45-41 (FF)
 2015 - Redskins, 24-21 (S)
 2016 - Redskins, 41-21 (S)
 2019 - Bears, 31-15 (FF)
 2022 - Commanders, 12-7 (S)

Series records includes playoff games

BEARS ON MONDAY NIGHT FOOTBALL

Date	Opponent	Site	W/L	Score	Following Week
10/5/1970	Detroit Lions	Tiger Stadium	L	14-28	L MIN
11/29/1971	Miami Dolphins	Orange Bowl	L	3-24	L @ DEN
10/23/1972	Minnesota Vikings	SOLDIER FIELD	W	13-10	W @ STL
11/12/1973	Kansas City Chiefs	Arrowhead	L	7-19	L DET
10/21/1974	Green Bay Packers	SOLDIER FIELD	W	10- 9	L @ BUF
10/27/1975	Minnesota Vikings	SOLDIER FIELD	L	9-13	L MIA
10/10/1977	Los Angeles Rams	SOLDIER FIELD	W	24-23	L+ @MIN
9/25/1978	Minnesota Vikings	SOLDIER FIELD	L	20-24	L+ OAK
10/16/1978	Denver Broncos	Mile High	L	7-16	L @ TB
12/4/1978	San Diego Chargers	Jack Murphy	L	7-40	W GB
10/6/1980	Tampa Bay Buccaneers	SOLDIER FIELD	W	23- 0	L @ MIN
11/3/1980	Cleveland Browns	Cleveland	L	21-27	W WAS
9/28/1981	Los Angeles Rams	SOLDIER FIELD	L	7-24	W @ MIN
10/19/1981	Detroit Lions	Silverdome	L	17-48	W+ SD
12/3/1984	San Diego Chargers	Jack Murphy	L	7-20	L GB
10/21/1985	Green Bay Packers	SOLDIER FIELD	W	23- 7	W MIN
12/2/1985	Miami Dolphins	Orange Bowl	L	24-38	W IND
9/22/1986	Green Bay Packers	Lambeau Field	W	25-12	W @ CIN
11/3/1986	Los Angeles Rams	SOLDIER FIELD	L	17-20	W @ TB
12/15/1986	Detroit Lions	Silverdome	W	16-13	W @ DAL
9/14/1987	New York Giants	SOLDIER FIELD	W	34-19	W TB
11/16/1987	Denver Broncos	Mile High	L	29-31	W DET
12/14/1987	San Francisco 49ers	Candlestick	L	0-41	L @ SEA
10/24/1988	San Francisco 49ers	SOLDIER FIELD	W	10- 9	L @ NE
12/5/1988	Los Angeles Rams	Anaheim	L	3-20	W DET
12/19/1988	Minnesota Vikings	Metrodome	L	27-28	end of season
10/2/1989	Philadelphia Eagles	SOLDIER FIELD	W	27-13	L @ TB
10/23/1989	Cleveland Browns	Cleveland	L	7-27	W LA Rams
9/23/1991	New York Jets	SOLDIER FIELD	W+	19-13	L @ BUF
11/11/1991	Minnesota Vikings	Metrodome	W	34-17	W @ IND
12/23/1991	San Francisco 49ers	Candlestick	L	14-52	end of season
9/21/1992	New York Giants	SOLDIER FIELD	L	14-27	W ATL
11/2/1992	Minnesota Vikings	SOLDIER FIELD	L	10-38	L+ CIN
12/7/1992	Houston Oilers	Astrodome	L	7-24	W PIT
10/25/1993	Minnesota Vikings	SOLDIER FIELD	L	12-19	L @ GB
9/12/1994	Philadelphia Eagles	Veterans Stadium	L	22-30	L MIN
10/31/1994	Green Bay Packers	SOLDIER FIELD	L	6-33	W @ TB
9/11/1995	Green Bay Packers	SOLDIER FIELD	L	24-27	W @ TB
10/30/1995	Minnesota Vikings	Metrodome	W	14- 6	L+ PIT
12/4/1995	Detroit Lions	Silverdome	L	7-27	L @ CIN
9/2/1996	Dallas Cowboys	SOLDIER FIELD	W	22-6	L @ WAS
10/28/1996	Minnesota Vikings	Metrodome	W	15-13	W TB
9/1/1997	Green Bay Packers	Lambeau Field	L	24-38	L MIN
10/27/1997	Miami Dolphins	Pro Player Stadium	W+	36-33	L WAS
10/7/2002	Green Bay Packers	Memorial Stadium*	L	21-34	L+ @ DET
11/18/2002	St. Louis Rams	Edward Jones Dome	L	16-21	W DET
12/9/2002	Miami Dolphins	Pro Player Stadium	L	9-27	W NYJ
9/29/2003	Green Bay Packers	SOLDIER FIELD	L	23-38	W OAK
10/16/2006	Arizona Cardinals	U. of Phoenix Stadium	W	24-23	W SF
12/11/2006	St. Louis Rams	Edward Jones Dome	W	42-27	W+ TB
12/17/2007	Minnesota Vikings	Metrodome	L	13-20	W GB
12/22/2008	Green Bay Packers	SOLDIER FIELD	W+	20-17	L @ HOU
12/28/2009	Minnesota Vikings	SOLDIER FIELD	W+	36-30	W @ DET
9/27/2010	Green Bay Packers	SOLDIER FIELD	W	20-17	L @ NYG
12/20/2010	Minnesota Vikings	TCF Bank Stadium	W	40-14	W NYJ
10/10/2011	Detroit Lions	Ford Field	L	13-24	W MIN

HISTORY

BEARS ON MONDAY NIGHT FOOTBALL (cont)

Date	Opponent	Site	W/L/Score	Following Week
11/7/2011	Philadelphia Eagles	Lincoln Financial Field	W 30-24	W DET
10/1/2012	Dallas Cowboys	Cowboys Stadium	W 34-18	W @ JAX
10/22/2012	Detroit Lions	SOLDIER FIELD	W 13-7	W CAR
11/19/2012	San Francisco 49ers	Candlestick Park	L 7-32	W MIN
11/4/2013	Green Bay Packers	Lambeau Field	W 27-20	L DET
12/9/2013	Dallas Cowboys	SOLDIER FIELD	W 45-28	W @ CLE
9/22/2014	New York Jets	MetLife Stadium	W 27-19	L GB
12/15/2014	New Orleans Saints	SOLDIER FIELD	L 15-31	L DET
11/9/2015	San Diego Chargers	Qualcomm Stadium	W 22-19	W @ STL
9/19/2016	Philadelphia Eagles	SOLDIER FIELD	L 29-14	L @ DAL
10/31/2016	Minnesota Vikings	SOLDIER FIELD	W 20-10	L @ TB
10/9/2017	Minnesota Vikings	SOLDIER FIELD	L 20-17	W+ @ BAL
9/17/2018	Seattle Seahawks	SOLDIER FIELD	W 24-17	W @ ARI
9/23/2019	Washington Redskins	FedEx Field	W 31-15	W MIN
10/26/20	Los Angeles Rams	SoFi Stadium	L 24-10	L+ NO
11/16/20	Minnesota Vikings	SOLDIER FIELD	L 19-13	L @GB
11/8/21	at Pittsburgh	Heinz Field	L 29-27	L vs. BAL
12/20/21	vs. Minnesota	SOLDIER FIELD	L 17-9	W at SEA
10/24/22	at New England	Gillette Stadium	W 33-14	L at Dalls

+ Overtime; *Champaign, IL

Overall Record on Monday Night Football: 33-42 (Home: 17-16, Road: 16-26)

Record the week following MNF: 39-34

At home following MNF home game: 5-4; following MNF road game: 19-11

On the road following MNF home game: 10-13; following MNF road game: 5-6

MONDAY NIGHT FOOTBALL RECORDS

The following is each team's record on Monday Night Football (by appearances).

Monday Night Football

	W	L	T	Appearances		W	L	T	Appearances
Miami Dolphins	43	43		86	New Orleans Saints	25	26		51
Dallas Cowboys	49	36		85	Buffalo Bills	21	29		50
San Francisco 49ers	52	29		81	Los Angeles Chargers	25	25		50
Pittsburgh Steelers	53	26		79	Tennessee Titans	25	19		44
Denver Broncos	33	42	1	76	Indianapolis Colts	23	21		44
Washington Commanders	31	45		76	Atlanta Falcons	16	27		43
Chicago Bears	33	42		75	Seattle Seahawks	29	12		41
Las Vegas Raiders	42	31	1	74	Cincinnati Bengals	12	26		38
New York Giants	26	46	1	73	Detroit Lions	16	20	1	37
Green Bay Packers	37	32	1	70	Cleveland Browns	17	19		36
Philadelphia Eagles	38	30		68	Arizona Cardinals	10	19	1	30
Los Angeles Rams	31	36		67	Baltimore Ravens	16	13		29
Minnesota Vikings	31	36		66	Tampa Bay Buccaneers	14	12		26
New York Jets	22	35		57	Carolina Panthers	10	7		17
New England Patriots	30	27		57	Jacksonville Jaguars	8	7		15
Kansas City Chiefs	32	19		51	Houston Texans	5	10		14

HISTORY

BEARS ON SUNDAY NIGHT FOOTBALL

Date	Opponent	Site	W/L	Score	Following Week
12/6/1987	Minnesota Vikings	Metrodome	W	30-24	L @ SF
12/3/1989	Minnesota Vikings	Metrodome	L	16-27	L DET
12/16/1990	Detroit Lions	Silverdome	L	21-38	W TB
11/8/1992	Cincinnati Bengals	SOLDIER FIELD	L+	28-31	L @ TB
11/14/1993	San Diego Chargers	Qualcomm Stadium	W	16-13	W @ KC
9/25/1994	New York Jets (TNT)	Meadowlands	W	19-7	W BUF
10/5/1997	New Orleans (TNT)	SOLDIER FIELD	L	17-20	L GB
12/14/1997	St. Louis Rams	Trans World Dome	W	13-10	L @ TB
11/15/1998	Detroit Lions	Silverdome	L	3-26	L @ ATL
12/6/1998	Minnesota Vikings	Metrodome	L	22-48	L @ GB
10/15/2000	Minnesota Vikings	SOLDIER FIELD	L	16-28	L @ PHI
12/3/2000	Green Bay Packers	SOLDIER FIELD	L	6-28	W NE
11/25/2001	Minnesota Vikings	Metrodome	W	13-6	W DET
12/29/2002	Tampa Bay Buccaneers	Memorial Stadium*	L	0-15	end of season
9/14/2003	Minnesota Vikings	Metrodome	L	13-24	L @ GB
10/31/2004	San Francisco 49ers	SOLDIER FIELD	W	23-13	W @ NYG
12/18/2005	Atlanta Falcons	SOLDIER FIELD	W	16-3	W @ GB
10/1/2006	Seattle Seahawks	SOLDIER FIELD	W	37-6	W BUF
11/12/2006	New York Giants	Giants Stadium	W	38-20	W @ NYJ
12/31/2006	Green Bay Packers	SOLDIER FIELD	L	7-26	end of season
9/23/2007	Dallas Cowboys	SOLDIER FIELD	L	34-10	L @ DET
10/7/2007	Green Bay Packers	Lambeau Field	W	27-20	L MIN
9/7/2008	Indianapolis Colts	Lucas Oil Field	W	29-13	L @ CAR
9/28/2008	Philadelphia Eagles	SOLDIER FIELD	W	24-20	W @ DET
11/30/2008	Minnesota Vikings	Metrodome	L	14-34	W JAX
9/13/2009	Green Bay Packers	Lambeau Field	L	15-21	W PIT
10/18/2009	Atlanta Falcons	Georgia Dome	L	14-21	L @ CIN
11/22/2009	Philadelphia Eagles	SOLDIER FIELD	L	20-24	L @ MIN
10/3/2010	New York Giants	New Meadowlands	L	3-17	W @ CAR
10/16/2011	Minnesota Vikings	SOLDIER FIELD	W	39-10	W @ TB
12/25/2011	Green Bay Packers	Lambeau Field	L	21-35	W @ MIN
11/11/2012	Houston Texans	SOLDIER FIELD	L	6-13	L @ SF
9/22/2013	Pittsburgh Steelers	Heinz Field	W	40-23	L @ DET
12/22/2013	Philadelphia Eagles	Lincoln Financial Field	L	11-54	L @ GB
9/14/2014	San Francisco 49ers	Levi's Stadium	W	28-20	W @ NYJ
11/9/2014	Green Bay Packers	Lambeau Field	L	14-55	W MIN
11/26/2015#	Green Bay Packers	Lambeau Field	W	17-13	L SF
9/25/2016	Dallas Cowboys	AT&T Stadium	L	31-17	W DET
9/9/2018	Green Bay Packers	Lambeau Field	L	24-23	W SEA
11/18/2018	Minnesota Vikings	SOLDIER FIELD	W	25-20	W @ DET
12/9/2018	Los Angeles Rams	SOLDIER FIELD	W	15-6	W GB
11/17/2019	Los Angeles Rams	LA Coliseum	L	17-7	W NYG
12/22/2019	Kansas City Chiefs	SOLDIER FIELD	L	26-3	W @ MIN
11/29/2020	Green Bay Packers	Lambeau Field	L	41-25	L DET
9/12/21	at Los Angeles	SoFi Stadium	L	34-14	W vs CIN
12/12/21	at Green Bay	Lambeau Field	L	45-30	L at MIN
9/18/22	at Green Bay	Lambeau Field	L	27-10	W vs HOU

+ Overtime; *Champaign, IL; #Thanksgiving night, special edition of Sunday Night Football

Overall Record on Sunday Night Football: 18-29 (Home: 7-10, Road: 11-19)
 Record the week/game following SNF: 25-20

At home following SNF home game: 3-1; following SNF road game: 11-5

On the road following SNF home game: 6-5; following SNF road game: 5-10

On two occasions, the Bears ended the regular season with a Sunday night game (2002, 2006).

HISTORY

BEARS ON THURSDAY NIGHT FOOTBALL

Date	Opponent	Site	W/LScore	Following Week
9/19/1985	Minnesota Vikings	Metrodome	W 33-24	W WAS
10/17/1991	Green Bay Packers	Lambeau Field	W 10-0	@ NO
12/1/1994	Minnesota Vikings	Metrodome	L 23-33	L @ GB
12/6/2007	Washington Redskins	FedEx Field	L 16-24	L @ MIN
12/11/2008	New Orleans Saints	SOLDIER FIELD	W+ 27-24	W+ GB
11/12/2009	San Francisco 49ers	3COM Park	L 6-10	L PHI
11/18/2010	Miami Dolphins	Sun Life Stadium	W 16-0	W PHI
9/13/2012	Green Bay Packers	Lambeau Field	L 10-23	W STL
10/10/2013	New York Giants	SOLDIER FIELD	W 27-21	L @ WAS
12/4/2014	Dallas Cowboys	SOLDIER FIELD	L 28-41	L NO
10/20/2016	Green Bay Packers	Lambeau Field	L 26-10	W MIN
9/28/2017	Green Bay Packers	Lambeau Field	L 35-14	L MIN
9/5/2019	Green Bay Packers	SOLDIER FIELD	L 10-3	W @ DEN
12/5/19	Dallas Cowboys	SOLDIER FIELD	W 31-24	L @ GB
10/8/20	Tampa Bay Buccaneers	SOLDIER FIELD	W 20-19	W @ CAR
10/13/22	Washington Commanders	SOLDIER FIELD	L 12-7	W @ NE

Overall Record on Thursday Night Football: 6-9 (Home: 3-3, Road: 3-6)

BEARS ON SATURDAY

Date	Opponent	Site	W/L	Score	Following Week
12/5/1925	Frankford Yellow Jackets	Philadelphia	W	14-7	W @NYG
12/12/1925	Detroit Panthers	Detroit	L	21-0	L NYG
12/4/1926	Frankford Yellow Jackets	Philadelphia	L	7-6	W PTM
12/3/1927	Frankford Yellow Jackets	Philadelphia	T	0-0	W FYJ
12/15/1928	Frankford Yellow Jackets	Philadelphia	L	19-0	-- --
11/16/1929	Frankford Yellow Jackets	Philadelphia	L	20-14	L @NYG
11/22/1930	Frankford Yellow Jackets	Philadelphia	W	13-6	W CHC
10/5/1957	Baltimore Colts	Baltimore	L	21-10	L SF
10/4/1958	Baltimore Colts	Baltimore	L	51-38	W SF
10/3/1959	Baltimore Colts	Baltimore	W	26-21	L LAN
9/23/1961	Los Angeles Rams	Los Angeles	W	21-17	L @GB
12/5/1964	Green Bay Packers	Chicago	L	17-3	L MIN
9/25/1965	Los Angeles Rams	Los Angeles	L	30-28	L @GB
12/6/1969	San Francisco 49ers	San Francisco	L	42-21	L GB
9/19/1970	New York Giants	New York	W	24-16	W PHI
12/5/1970	Minnesota Vikings	Minneapolis	L	16-13	W GB
12/16/1978	Washington Redskins	Washington	W	14-10	-- --
12/20/1980	Tampa Bay Buccaneers	Tampa Bay	W	14-13	-- --
12/14/1985	New York Jets	New York	W	19-6	W @DET
12/29/1990	Kansas City Chiefs	Chicago	L	21-10	-- --
12/14/1991	Tampa Bay Buccaneers	Chicago	W	27-0	L @SF
12/18/1993	Denver Broncos	Chicago	L	13-3	L DET
12/24/1994	New England Patriots	Chicago	L	13-3	-- --
12/14/1996	San Diego Chargers	Chicago	W	27-14	L @TB
12/24/2016	Washington Redskins	Chicago	L	41-21	L @MIN
12/16/2017	Detroit Lions	Detroit	L	20-10	W CLE

Overall Record Playing on Saturday: 10-15-1 (Home: 2-5, Road: 8-10-1)

Record the week following a Saturday game: 9-12

At home following home Saturday game: 0-2; following a Saturday road game: 7-4

On the road following a Saturday home game: 0-3; following a Saturday road game: 2-3

BEARS ON CHRISTMAS DAY

Date	Opponent	Score	Date	Opponent	Score
12/25/2005	@ Green Bay	24-17	12/25/2011	@ Green Bay	21-35

Overall Record on Christmas Day: 1-1-0 (Home: 0-0-0, Road: 1-1-0)

BEARS ON NEW YEAR'S DAY

Date	Opponent	Score	Date	Opponent	Score
1/1/1995	@ Minnesota*	35-18	1/1/2017	@ Minnesota	38-10
1/1/2006	@ Minnesota	10-34	1/1/23	@ Detroit	41-10
1/1/2012	@ Minnesota	17-13	*Playoff game		

Overall Record on New Year's Day: 2-3-0 (Home: 0-0-0, Road: 3-2-0)

BEARS ON THANKSGIVING DAY

Date	Opponent	Score	Date	Opponent	Score
11/25/1920	@ Chicago Tigers	6-0	11/27/1947	@ Detroit Lions	34-14
11/24/1921	vs. Buffalo All-Americans	6-7	11/24/1949	@ Detroit Lions	28-7
11/30/1922	@ Chicago Cardinals	0-6	11/27/1952	@ Dallas Texans*	23-27
11/29/1923	vs. Chicago Cardinals	3-0	11/26/1964	@ Detroit Lions	27-24
11/27/1924	@ Chicago Cardinals	21-0	11/24/1977	@ Detroit Lions	31-14
11/26/1925	vs. Chicago Cardinals	0-0	11/22/1979	@ Detroit Lions	9-20
11/25/1926	vs. Chicago Cardinals	0-0	11/27/1980 +	@ Detroit Lions	23-17
11/24/1927	vs. Chicago Cardinals	0-3	11/26/1981	@ Dallas Cowboys	9-10
11/29/1928	vs. Chicago Cardinals	34-0	11/28/1991	@ Detroit Lions	6-16
11/28/1929	@ Chicago Cardinals	6-40	11/25/1993	@ Detroit Lions	10-6
11/27/1930	vs. Chicago Cardinals	6-0	11/27/1997	@ Detroit Lions	20-55
11/26/1931	vs. Chicago Cardinals	18-7	11/25/1999	@ Detroit Lions	17-21
11/24/1932	vs. Chicago Cardinals	34-0	11/25/2004	@ Dallas Cowboys	7-21
11/30/1933	vs. Chicago Cardinals	22-6	11/27/2014	@ Detroit Lions	17-34
11/29/1934	@ Detroit Lions	19-16	11/26/2015	@ Green Bay Packers	17-13
11/28/1935	@ Detroit Lions	2-14	11/22/2018	@ Detroit Lions	23-16
11/26/1936	@ Detroit Lions	7-13	11/28/2019	@ Detroit Lions	24-20
11/25/1937	@ Detroit Lions	13-0	11/25/21	@ Detroit Lions	16-14
11/24/1938	@ Detroit Lions	7-14			

* Akron, Ohio; + Overtime

Overall Record on Thanksgiving: 20-15-2 (Home: 6-2-2, Road: 14-13-0)

BEARS IN THE PLAYOFFS

Bears versus:	Carolina
0-1 (.000)	
Dallas	0-2 (.000)
Green Bay	1-1 (.500)
Indianapolis	0-1 (.000)
Los Angeles Rams	1-1 (.500)
Miami	0-1 (.000)
Minnesota	1-0 (1.000)
New England	1-0 (1.000)
New Orleans	2-1 (.667)
New York Giants	5-4 (.555)
Philadelphia	1-3 (.250)
San Francisco	0-3 (.000)
Seattle	2-0 (1.000)
Washington	3-4 (.429)

Playoff record: 17-20 (.459)

Record at home: 12-9 (.571)

NFL Championship/Super Bowl game record: 7-5 (.583)

NFC Central Division Championships: 1984, 85, 86, 87, 88, 90, 2001

NFC North Division Championships: 2003, 05, 06, 10, 18

BEARS IN OVERTIME

Since overtime was adopted in 1974, the Bears have played in 42 extra periods (43 including a playoff win at home versus Seattle) – which ranks third behind Denver (44) and Minnesota (43). Chicago's 23 overtime wins is tied for third with Arizona, trailing Denver's NFL leading 25 OT wins and Washington (24).

Date	Coin flip winner	Site	Opponent	Score	Elapsed
10/16/1977	CHICAGO	Minnesota	Minnesota Vikings	L 16-22	6:45
12/18/1977	NY Giants	New York	New York Giants	W 12- 9	14:51
10/1/1978	CHICAGO	CHICAGO	Oakland Raiders	L 19-25	5:19
9/7/1980	CHICAGO	Green Bay	Green Bay Packers	L 6-12	6:00
11/27/1980	CHICAGO	Detroit	Detroit Lions	W 23-17	0:21
12/14/1980	Cincinnati	CHICAGO	Cincinnati Bengals	L 14-17	4:23
10/25/1981	CHICAGO	CHICAGO	San Diego Chargers	W 20-17	9:30
11/8/1981	CHICAGO	Kansas City	Kansas City Chiefs	W 16-13	13:07
1/2/1983	CHICAGO	Tampa Bay	Tampa Bay Buccaneers	L 23-26	3:14
9/18/1983	CHICAGO	New Orleans	New Orleans Saints	L 31-34	10:57
9/25/1983	Baltimore	Baltimore	Baltimore Colts	L 19-22	4:51
9/14/1986	Philadelphia	CHICAGO	Philadelphia Eagles	W 13-10	5:56
11/30/1986	CHICAGO	CHICAGO	Pittsburgh Steelers	W 13-10	3:55
11/18/1990	Denver	Denver	Denver Broncos	W 16-13	13:14
12/2/1990	CHICAGO	CHICAGO	Detroit Lions	W 23-17	10:57
9/23/1991	NY Jets	CHICAGO	New York Jets	W 19-13	14:42
11/24/1991	Miami	CHICAGO	Miami Dolphins	L 13-16	4:11
11/8/1992	CHICAGO	CHICAGO	Cincinnati Bengals	L 28-31	8:39
11/27/1994	Arizona	Arizona	Arizona Cardinals	W 19-16	8:11
12/1/1994	CHICAGO	Minnesota	Minnesota Vikings	L 27-33	5:46
11/5/1995	CHICAGO	CHICAGO	Pittsburgh Steelers	L 34-37	8:19
10/27/1997	Miami	Miami	Miami Dolphins	W 36-33	9:25
11/14/1999	Minnesota	CHICAGO	Minnesota Vikings	L 24-27	3:56
11/21/1999	CHICAGO	San Diego	San Diego Chargers	W 23-20	4:58
10/28/2001	San Francisco	CHICAGO	San Francisco 49ers	W 37-31	0:16 *
11/4/2001	CHICAGO	CHICAGO	Cleveland Browns	W 27-21	2:50
9/29/2002	CHICAGO	Buffalo	Buffalo Bills	L 27-33	1:58
10/20/2002	Detroit	Detroit	Detroit Lions	L 20-23	4:48
11/24/2002	Detroit	CHAMPAIGN	Detroit Lions	W 20-17	6:02
11/14/2004	CHICAGO	Tennessee	Tennessee Titans	W 19-17	3:17 **
10/30/2005	Detroit	Detroit	Detroit Lions	W 19-13	6:17
12/17/2006	Tampa Bay	CHICAGO	Tampa Bay Buccaneers	W 34-31	11:19
1/14/2007	Seattle	CHICAGO	Seattle Seahawks	W 27-24	4:53 #
11/25/2007	CHICAGO	CHICAGO	Denver Broncos	W 37-34	4:41
9/21/2008	Tampa Bay	CHICAGO	Tampa Bay Buccaneers	L 24-27	10:39
12/11/2008	CHICAGO	CHICAGO	New Orleans Saints	W 27-24	2:46
12/22/2008	CHICAGO	CHICAGO	Green Bay Packers	W 20-17	3:32
12/28/2009	CHICAGO	CHICAGO	Minnesota Vikings	W 36-30	5:45
12/11/2011	CHICAGO	Denver	Denver Broncos	L 10-13	6:20
12/2/2012	Seattle	CHICAGO	Seattle Seahawks	L 17-23	7:40
11/17/2013	Baltimore	CHICAGO	Baltimore Ravens	W 23-20	6:19
12/1/2013	CHICAGO	Minnesota	Minnesota Vikings	L 20-23	13:17
9/7/2014	CHICAGO	CHICAGO	Buffalo Bills	L 20-23	5:14
10/18/2015	Detroit	Detroit	Detroit Lions	L 34-37	12:31
12/6/2015	San Francisco	CHICAGO	San Francisco 49ers	L 20-26	2:10
9/24/2017	Pittsburgh	CHICAGO	Pittsburgh Steelers	W 23-17	3:21
10/15/2017	Baltimore	Baltimore	Baltimore Ravens	W 27-24	3:26
10/14/2018	Miami	Miami	Miami Dolphins	L 28-31	13:05
12/2/2018	New York	New York	New York Giants	L 27-30	12:04
11/1/20	New Orleans	CHICAGO	New Orleans Saints	L 23-26	13:24

26-24 overall: 16-11 at home; 10-13 on the road. #Includes one playoff win.

*NFL record for shortest OT, since eclipsed when Jets beat Buffalo 37-31 with 14 seconds elapsed on 9/8/2002.

**Only the second overtime game to end with a safety. The previous one was Minnesota vs. the L.A. Rams on 11/5/1989.

HISTORY

BEARS FIRST TEAM ALL-PROS

1931 - Harold "Red" Grange (B)	1953 - George Connor (T)	Walter Payton (RB)
1932 - Jules "Zuck" Carlson (G)	1955 - Bill George (G)	Mike Singletary (LB)
Luke Johnsos (E)	Harlon Hill (E)	1986 - Jimbo Covert (T)
Bronko Nagurski (B)	Stan Jones (G)	Wilber Marshall (OLB)
1933 - Bill Hewitt (E)	Bill Wightkin (T)	Mike Singletary (ILB)
Joe Kopcha (G)	1956 - Rick Casares (FB)	1987 - Steve McMichael (DT)
Bronko Nagurski (B)	Bill George (NG)	Mike Singletary (ILB)
1934 - Beattie Feathers (B)	Harlon Hill (LE)	1988 - Jay Hilgenberg (C)
Bill Hewitt (E)	Stan Jones (LG)	Mike Singletary (ILB)
Joe Kopcha (G)	Larry Strickland (C)	1989 - Jay Hilgenberg (C)
Bronko Nagurski (B)	1957 - Bill George (NG)	Mike Singletary (ILB)
1935 - William Karr (E)	1958 - Bill George (NG)	1991 - Mike Singletary (ILB)
Joe Kopcha (G)	1959 - Stan Jones (RG)	1999 - Glyn Milburn (KR)
George Musso (T)	Bill George (NG)	2001 - Mike Brown (S)
1937 - George Musso (T)	1960 - Bill George (LB)	Brian Urlacher (ILB)
Joe Stydahar (T)	1961 - Bill George (LB)	Ted Washington (DT)
1938 - Dan Fortman (G)	1963 - Doug Atkins (DE)	2002 - Brian Urlacher (ILB)
Joe Stydahar (T)	Mike Ditka (E)	2005 - Lance Briggs (OLB)
1939 - Dan Fortman (G)	Joe Fortunato (LB)	Brian Urlacher (ILB)
Bill Osmanski (B)	Bill George (LB)	2006 - Robbie Gould (K)
Joe Stydahar (T)	Richie Petitbon (S)	Devin Hester (KR)
1940 - Dan Fortman (G)	Roosevelt Taylor (S)	Olin Kreutz (C)
Joe Stydahar (T)	1964 - Mike Ditka (E)	Brian Urlacher (ILB)
1941 - Dan Fortman (G)	Joe Fortunato (LB)	2007 - Devin Hester (KR)
Sid Luckman (B)	Johnny Morris (FL)	2010 - Devin Hester (PR)
George McAfee (B)	1965 - Dick Butkus (LB)	Julius Peppers (DE)
Bulldog Turner (C)	Joe Fortunato (LB)	2012 - Brandon Marshall (WR)
1942 - Lee Artoe (T)	Gale Sayers (RB)	Charles Tillman (CB)
Gary Famiglietti (B)	1966 - Gale Sayers (RB)	2018 - Tarik Cohen (PR)
Dan Fortman (G)	1967 - Gale Sayers (RB)	Kyle Fuller (CB)
Sid Luckman (B)	1968 - Dick Butkus (LB)	Eddie Jackson (S)
Bulldog Turner (C)	Gale Sayers (RB)	Khalil Mack (LB)
1943 - Harry Clark (B)	1969 - Dick Butkus (LB)	2019 - Cordarrelle Patterson (KR)
Dan Fortman (G)	Gale Sayers (RB)	2020 - Cordarrelle Patterson (KR)
Sid Luckman (B)	1970 - Dick Butkus (LB)	
Bulldog Turner (C)	Dick Gordon (WR)	
1944 - Sid Luckman (B)	1972 - Dick Butkus (LB)	
Bulldog Turner (C)	1976 - Wally Chambers (DT)	
1946 - Bulldog Turner (C)	Walter Payton (RB)	
1947 - Sid Luckman (B)	1977 - Walter Payton (RB)	
Bulldog Turner (C)	1980 - Walter Payton (RB)	
1948 - Bulldog Turner (C)	1981 - Gary Fencik (S)	
1950 - Dick Barwegan (G)	1984 - Dan Hampton (DT)	
George Connor (T)	Walter Payton (RB)	
Johnny Lujack (B)	Mike Singletary (LB)	
1951 - Dick Barwegan (G)	1985 - Jimbo Covert (T)	
George Connor (T)	Richard Dent (DE)	
1952 - George Connor (T)	Steve McMichael (DT)	

BEARS IN THE PRO BOWL

1/15/39	Del Bjork, T (1) Joe Stydahar, T (1)	1/15/56	Ed Brown, QB (1) Rick Casares, RB (1) Bill George, LB (2) Harlon Hill, WR (2) Jack Hoffman, E (2) Stan Jones, G (1) Bill Wightkin, T (1)	1/10/65	Mike Ditka, TE (4) Joe Fortunato, LB (4) Johnny Morris,* FL (2)
1/14/40	Joe Stydahar, T (2) George Musso, G (1)			1/15/66	Doug Atkins, DE (8) Dick Butkus, LB (1) Mike Ditka, TE (5) Joe Fortunato, LB (5) Gale Sayers, RB (1)
12/29/40	As Champions of the 1940 season the Bears faced the NFL All-Stars	1/13/57	Ed Brown, QB (2) JC Caroline, HB (1) Rick Casares, RB (2) Bill George, LB (3) Harlon Hill, WR (3) Stan Jones, G (2) McNeil Moore, HB (1) Larry Strickland, C (1)	1/22/67	Dick Butkus, LB (2) Richie Petitbon, DB (3) Gale Sayers,† RB (2)
1/4/42	As Champions of the 1941 season the Bears faced the NFL All-Stars	1/12/58	Doug Atkins, DE (1) Rick Casares, RB (3) Bill George, LB (4) Kline Gilbert, T (1) Stan Jones, G (3)	1/21/68	Dick Butkus, LB (3) Gale Sayers,† RB (3) Richie Petitbon, DB (4)
12/27/42	Lee Artoe, T (1) Young Bussey, QB (1) Chuck Drulis, G (1) Gary Famiglietti, HB (1) Dan Fortmann, G (1) Ed Kolman, T (1) Sid Luckman, QB (1) Frank Maznicki, HB (1) John Petty, FB (1) John Siegal, E (1) George Wilson, E (1)	1/11/59	Doug Atkins, DE (2) Rick Casares, RB (4) Joe Fortunato, LB (1) Willie Galimore, RB (1) Bill George, LB (5) Stan Jones, G (4) Fred Williams, DT (3)	1/19/69	Dick Butkus, LB (4) Gale Sayers,* RB (4) Roosevelt Taylor, DB (2)
1/14/51	Dick Barwegan, G (1) Ray Bray, G (1) George Connor, T/LB (1) Fred Davis, T (1) Johnny Lujack, QB (1) Ed Sprinkle, DE (1) Bulldog Turner, C/LB (1)	1/17/60	Doug Atkins, DE (3) Erich Barnes, DB (1) Rick Casares, RB (5) Bill George, LB (6) Stan Jones, G (5) Fred Williams, DT (4)	1/18/70	Dick Butkus, LB (5) Gale Sayers,† RB (5)
1/12/52	Dick Barwegan, G (2) Ray Bray, G (2) George Connor, T/LB (2) John Dottley, RB (1) Johnny Lujack, QB (2) Ed Sprinkle, DE (2) Bulldog Turner, C/LB (2)	1/15/61	Doug Atkins, DE (4) Bill George, LB (7) Stan Jones, G (6) Johnny Morris, FL (1)	1/24/71	Dick Butkus, LB (6) Dick Gordon,* WR (1) Bobby Joe Green, P (1) Cecil Turner, KR (1)
1/10/53	Dick Barwegan, G (3) George Connor, T/LB (3) Gene Schroeder, E (1) Ed Sprinkle, DE (3) Fred Williams, DT (1)	1/14/62	Doug Atkins, DE (5) Mike Ditka, TE (1) Bill George, LB (8) Stan Jones, G (7)	1/23/72	Dick Butkus, LB (7) Dick Gordon, WR (2)
1/17/54	George Connor, T/LB (4) Jack Hoffman, E (1) Don Kindt, HB (1) Fred Williams, DT (2)	1/14/63	Doug Atkins, DE (6) Mike Ditka, TE (2) Joe Fortunato, LB (2) Richie Petitbon, DB (1)	1/21/73	Dick Butkus, LB (8) Ron Smith, KR (1)
1/16/55	Bill Bishop, T (1) Bill George, LB (1) Harlon Hill, WR (1) Harry "Chick" Jagade,* (1) Ed Sprinkle, DE (4)	1/12/64	Doug Atkins, DE (7) Mike Ditka, TE (3) Joe Fortunato, LB (3) Joe Marconi, RB (1) Richie Petitbon, DB (2) Mike Pyle, C (1) Roosevelt Taylor, DB (1) Bill Wade, QB (1)	1/20/74	Wally Chambers, DT (1)
				1/20/75	None
				1/26/76	Wally Chambers, DT (2)
				1/17/77	Wally Chambers, DT (3) Walter Payton, RB (1)
				1/23/78	Allan Ellis, CB (1) Walter Payton,† RB (2)
				1/29/79	Walter Payton, RB (3)
				1/27/80	Walter Payton, RB (4)
				2/1/81	Gary Fencik, S (1) Dan Hampton, DE (1) Walter Payton, RB (5)
				1/31/82	Gary Fencik, S (2)
				2/6/83	Dan Hampton, DT (2)
				1/29/84	Walter Payton, RB (6) Mike Singletary, LB (1)

BEARS IN THE PRO BOWL

1/27/85	Todd Bell, S (1) Richard Dent, DE (1) Dan Hampton, DT (3) Walter Payton, RB (7) Mike Singletary, LB (2)	2/5/95	None	2/5/12	Lance Briggs,* LB (7) Matt Forté, RB (1) Corey Graham, ST (1) Julius Peppers, DE (2, 7) Charles Tillman, CB (1) Brian Urlacher,* LB (8)
2/2/86	Jim Covert, T (1) Richard Dent, DE (2) Dave Duerson, S (1) Dan Hampton, DE (4) Jay Hilgenberg, C (1) Jim McMahon, QB (1) Walter Payton, RB (8) Mike Singletary, LB (3) Otis Wilson, LB (1)	2/6/00	Glyn Milburn, KR (1, 2)	1/27/13	Tim Jennings, CB (1) Brandon Marshall,* WR (1, 4) Henry Melton, DT (1) Julius Peppers, DE (3, 8) Charles Tillman, CB (2)
2/1/87	Jim Covert, T (2) Dave Duerson, S (2) Wilber Marshall, LB (1) Steve McMichael, DT (1) Jay Hilgenberg, C (2) Walter Payton, RB (9) Mike Singletary, LB (4)	2/2/03	Marty Booker, WR (1) Olin Kreutz, C (2) Brian Urlacher, LB (3)	1/26/14	Matt Forté, RB (2) Alshon Jeffery, WR (1) Tim Jennings, CB (2) Kyle Long, G (1) Brandon Marshall, WR (2, 5)
2/7/88	Dave Duerson, S (3) Jay Hilgenberg, C (3) Wilber Marshall, LB (2) Steve McMichael, DT (2) Mike Singletary, LB (5)	2/8/04	Jerry Azumah, KR (1) Olin Kreutz,* C (3) Brian Urlacher, LB (4)	1/25/15	Martellus Bennett, TE (1) Kyle Long, G (2)
1/29/89	Neal Anderson, RB (1) Mark Bortz, G (1) Dave Duerson, S (4) Jay Hilgenberg, C (4) Mike Singletary, LB (6)	2/13/05	Olin Kreutz,* C (4)	1/31/16	Kyle Long, T (3)
2/4/90	Neal Anderson,* RB (2) Jay Hilgenberg, C (5) Mike Singletary, LB (7)	2/12/06	Lance Briggs, LB (1) Mike Brown,* S (1) Tommie Harris, DT (1) Olin Kreutz,* C (5) Brian Urlacher,* LB (5) Nathan Vasher, CB (1)	1/29/17	Jordan Howard, RB (1) Josh Sitton, G (1, 4)
2/3/91	Neal Anderson,* RB (3) Mark Bortz,* G (2) Mark Carrier, S (1) Richard Dent, DE (3) Jay Hilgenberg, C (6) Mike Singletary, LB (8)	2/10/07	Brendon Ayanbadejo, ST (1) Lance Briggs,* LB (2) Robbie Gould, PK (1) Tommie Harris,* DT (2) Devin Hester, KR (1) Olin Kreutz,* C (6) Brian Urlacher,* LB (6) Ruben Brown, G (1, 9)	1/28/18	None
2/2/92	Neal Anderson,* RB (4) Mark Carrier, S (2) Shaun Gayle, S (1) Jay Hilgenberg, C (7) Mike Singletary, LB (9)	2/10/08	Brendon Ayanbadejo, ST (2) Lance Briggs,* LB (3) Tommie Harris,* DT (3) Devin Hester, KR (2)	1/27/19	Tarik Cohen, RB (1) Kyle Fuller, CB (1) Akiem Hicks, DL (1) Eddie Jackson, S (1) Charles Leno Jr., OL (1) Khalil Mack,* LB (1,4) Mitchell Trubisky, QB (1) Cody Whitehair, OL (1)
2/7/93	Mike Singletary, LB (10)	2/8/09	Lance Briggs, LB (4)	1/26/20	Kyle Fuller, CB (2) Eddie Jackson, S (2) Khalil Mack,* LB (2,5) Cordarrelle Patterson (1,3)
2/6/94	Mark Carrier, S (3) Richard Dent, DE (4) Donnell Woolford, CB (1)	1/31/10	Lance Briggs,* LB (5) Johnny Knox, KR (1)	2/1/21	Cordarrelle Patterson (2,4) Khalil Mack, OLB (3,6)
		2/8/09	Lance Briggs, LB (4)	2/6/22	Robert Quinn, OLB (1, 3) Jakeem Grant Sr., PR (1)
		1/30/11	Lance Briggs,* LB (6) Devin Hester, KR (3) Julius Peppers, DE (1, 6) Brian Urlacher,* LB (7)		

* Did not play due to injury; † Denotes game's outstanding player; () Number in parentheses indicates Pro Bowl appearances. If multiple numbers are listed, Bears total listed first followed by total appearances



Charles Tillman receives the Gladiator statue from NFL Commissioner Roger Goodell upon being named the 2013 Walter Payton Man of the Year.

The Walter Payton NFL Man of the Year Award is the only NFL award that recognizes a player for his community service activities as well as his excellence on the field. Renamed in 1999 for the legendary Chicago Bears Pro Football Hall of Fame running back, the Walter Payton NFL Man of the Year Award has been given annually since 1970.

Chicago Bears cornerback Charles Tillman was named the 2013 Walter Payton Man of the Year, marking the fifth Chicago Bears player to be honored with the award -- tied with the Kansas City Chiefs for the most among NFL franchises -- joining Payton (1977), Dave Duerson (1987), Mike Singletary (1990) and Jim Flanigan (2000).

Tillman joins an esteemed list of winners of the annual award, including 17 Pro Football Hall of Famers. Recent winners of the Walter Payton NFL Man of the Year Award include Anquan Boldin, San Francisco 49ers (2016); Thomas Davis, Carolina Panthers (2015); Jason Witten, Dallas Cowboys (2012); Matt Birk, Baltimore Ravens (2011) and Madieu Williams, Minnesota Vikings (2010).

All 32 team nominees for the award receive a \$1,000 donation from NFL Foundation to the charity of their choice. The three Man of the Year finalists received an additional \$5,000 donation in their name. The selection panel is comprised of NFL Commissioner Roger Goodell, former NFL Commissioner Paul Tagliabue, Connie Payton, Pro Football Hall of Fame members Frank Gifford and Anthony Munoz, the previous year's winner and former Sports Illustrated football writer Peter King.

The winner of the Walter Payton NFL Man of the Year Award receives the Gladiator statue, an original art creation by the noted sculptor, Daniel Schwartz, and the player's favorite charity receives a \$50,000 donation in his name. In addition, the other 31 finalists receive donations in their name of \$5,000 each to charities of their choice.

MAN OF THE YEAR NOMINEES/WINNERS

Bears Nominees

(since 1997)

1997: Barry Minter (LB)

1998: Jim Flanigan (DT)

1999: Jim Flanigan (DT)

2000: Jim Flanigan (DT)

2001: Marcus Robinson (WR)

2002: Philip Daniels (DE)

2003: Philip Daniels (DE)

2004: John Tait (T)

2005: Bobby Wade (WR)

2006: Roberto Garza (C)

2007: Charles Tillman (CB)

2008: Charles Tillman (CB)

2009: Israel Idonije (DE)

2010: Israel Idonije (DE)

2011: Charles Tillman (CB)

2012: Charles Tillman (CB)

2013: Charles Tillman (CB)

2014: Jay Cutler (QB)

2015: Matt Forté (RB)

2016: Sam Acho (LB)

2017: Sam Acho (LB)

2018: Trey Burton (TE)

2019: Allen Robinson II (WR)

2020: Jimmy Graham (TE)

2021: Jimmy Graham (TE)

2022: Jaylon Johnson (CB)

Bears Winners

(since 1970)

2013 Charles Tillman (CB)

2000* Jim Flanigan (DT)

1990 Mike Singletary (LB)

1987 Dave Duerson (S)

1977 Walter Payton (RB)

*The award was shared in 2000 with Derrick Brooks.



The Ed Block Courage Award Foundation is dedicated to improving the lives of abused, neglected and at-risk children and ending the cycle of abuse. The purpose is to raise Awareness and Prevention of child abuse. That objective is coupled with the Foundation's commitment to celebrating players of inspiration in the NFL.

The award recipient symbolizes professionalism, great strength and dedication. He is also a community role model. With this honor he enters into association which contrasts his fierce profession by becoming a major component of the Courage House national support network. He becomes a crusader for victims of abuse, violence and neglect.

Each year, the Ed Block Courage Awards honor those National Football League players who exemplify commitments to the principles of sportsmanship and courage. This award is unique in that the recipients are selected solely by a vote of their teammates. Every fall, each of the thirty-two teams conduct a vote which results in each team selecting their Ed Block Courage Award recipient for the year.

The Ed Block Courage Award began in Baltimore in honor of Eddie Block, former head athletic trainer of the Baltimore Colts. Eddie Block and his wife dedicated their lives to helping children in distress as foster parents and advisers. There are 16 Courage Houses presently connected with NFL teams, locally the Maryville Academy in Des Plaines.

Ed McCaskey was the 1992 Honorary National Chairman of the 14th Annual Ed Block Courage Awards. Each offseason Maryville Academy hosts a luncheon to promote awareness for the award and its causes. The proceeds go to the Ed McCaskey scholarship winners at Maryville which has been the Chicago Courage House since 1992.

Since its inception, the Foundation, through its charter with the Courage House National Support Network for Kids, and an affiliation with the National Football League and Professional Football Athletics Trainers Society, has helped to provide hope to countless children and raised millions of dollars.



RB Tarik Cohen was Chicago's 2021 recipient of the Ed Block Courage Award.



CHICAGO BEARS ED BLOCK COURAGE AWARD HONOREES

- | | | |
|-----------------------------|---------------------------|-----------------------------|
| 1984 Danny Rains (LB) | 1997 James Williams (T) | 2010 Anthony Adams (DT) |
| 1985 Mark Bortz (G) | 1998 John Thierry (DE) | 2011 Brian Urlacher (LB) |
| 1986 Mike Tomczak (QB) | 1999 Ryan Wetnight (TE) | 2012 Nick Roach (LB) |
| 1987 Ron Morris (WR) | 2000 Clyde Simmons (DE) | 2013 Patrick Mannelly (LS) |
| 1988 Glen Kozlowski (WR) | 2001 Jim Miller (QB) | 2014 Matt Slauson (G) |
| 1989 Ron Rivera (LB) | 2002 Ted Washington (DT) | 2015 Robbie Gould (K) |
| 1990 Lemuel Stinson (CB) | 2003 Dustin Lyman (TE) | 2016 Pernell McPhee (LB) |
| 1991 John Wojciechowski (T) | 2004 Marc Colombo (T) | 2017 Kyle Long (OL) |
| 1992 Shaun Gayle (S) | 2005 Ruben Brown (G) | 2018 Zach Miller (TE) |
| 1993 Keith Van Horne (T) | 2006 Rex Grossman (QB) | 2019 Allen Robinson II (WR) |
| 1994 Kevin Butler (K) | 2007 Tommie Harris (DT) | 2020 Roquan Smith (LB) |
| 1995 Vinson Smith (LB) | 2008 Charles Tillman (CB) | 2021 Tarik Cohen (RB) |
| 1996 John Mangum (S) | 2009 Israel Idonije (DE) | 2022 Eddie Jackson (S) |

In memory of Brian Piccolo, each season since 1970 a Bears rookie has been honored with the Brian Piccolo Award. In 1992, the award was expanded to include a veteran as well. The Piccolo Award is a special honor voted on by Bears players only, who select a teammate they feel best exemplifies the courage, loyalty, teamwork, dedication and sense of humor of the late Brian Piccolo.

Brian Piccolo signed with the Bears as a free agent out of Wake Forest in 1965 - the same year Hall of Famer Gale Sayers was drafted. The two became roommates, and Piccolo's support of Sayers through a devastating knee injury, as well as Sayers' devotion when Piccolo was stricken with cancer in 1969, became the stuff of legend. Piccolo was in his fourth season when a chest x-ray revealed a malignancy. Several months later on June 16, 1970, he died at age 26 from embryonal cell carcinoma.

Following his death, the Brian Piccolo Cancer Research Fund was established and proceeds were sent to the Sloan-Kettering Cancer Center in New York for research on embryonal cell carcinoma. At the time Piccolo died, the disease was 100% fatal, but today the cure rate is more than 95%.

With that victory, proceeds from the Brian Piccolo Cancer Research Fund now benefits breast cancer research at Rush Medical Center and provides support to the Clearbrook Center for the developmentally disabled in Arlington Heights.

Since turning its attention to the fight against breast cancer, the Brian Piccolo Cancer Research Fund, as well as all those who have generously joined in its efforts, has raised over \$10 million for research since 1991. The fund remains active and welcomes the interest of contributions of others who share its commitment to breast cancer research and to the memory of Brian Piccolo.



ALL-TIME PICCOLO AWARD WINNERS

1970	Glen Holloway (G)	1995	Erik Kramer (QB), Rashaan Salaam (RB)	2010	Johnny Knox (WR/KR), Anthony Adams (DT), JMarcus Webb (T)
1971	Jerry Moore (S)	1996	Chris Zorich (DT), Bobby Engram (WR)	2011	Nick Roach (LB), Stephen Paea (DT)
1972	Jim Osborne (DT)	1997	Ryan Wetnight (TE), John Allred (TE), Van Hiles (S)	2012	Charles Tillman (CB), Julius Peppers (DE), Shea McClellin (DE)
1973	Wally Chambers (DT)	1998	Bobby Engram (WR), Tony Parrish (S)	2013	Josh McCown (QB), Jordan Mills (T)
1974	Fred Pagac (TE)	1999	Marcus Robinson (WR), Jerry Azumah (DB)	2014	Matt Fortè (RB), Kyle Fuller (CB)
1975	Roland Harper (RB)	2000	Clyde Simmons (DE), Brian Urlacher (LB)	2015	Zach Miller (TE), Adrian Amos (S)
1976	Brian Baschnagel (WR)	2001	James Williams (T), Anthony Thomas (RB)	2016	Jordan Howard (RB), Joshua Bellamy (WR)
1977	Ted Albrecht (T)	2002	Phillip Daniels (DE), Alex Brown (DE)	2017	Benny Cunningham (RB), Tarik Cohen (RB)
1978	John Skibinski (RB)	2003	Olin Kreutz (C), Charles Tillman (CB)	2018	Akiem Hicks (DT), Roquan Smith (LB)
1979	Dan Hampton (DE)	2004	Olin Kreutz (C), Tommie Harris (DT)	2019	Nick Williams (DT), David Montgomery (RB)
1980	Bob Fisher (TE)	2005	John Tait (T), Chris Harris (S)	2020	Allen Robinson II (WR), Darnell Mooney (WR)
1981	Mike Singletary (LB)	2006	Olin Kreutz (C), Devin Hester (PR/KR)	2021	Robert Quinn (OLB), Khalil Herbert (RB)
1982	Jim McMahon (QB)	2007	Brian Urlacher (LB), Greg Olsen (TE)	2022	David Montgomery (RB), Jack Sanborn (LB)
1983	Jim Covert (T)	2008	Charles Tillman (CB), Matt Fortè (RB)		
1984	Shaun Gayle (DB)	2009	Olin Kreutz (C),		
1985	Kevin Butler (K)				
1986	Neal Anderson (RB)				
1987	Ron Morris (WR)				
1988	James Thornton (TE), Mickey Pruitt (LB)				
1989	Trace Armstrong (DE)				
1990	Mark Carrier (S)				
1991	Chris Zorich (DT)				
1992	Mike Singletary (LB), Troy Auzenne (T)				
1993	Tom Waddle (WR), Myron Baker (LB), Todd Perry (T)				
1994	Shaun Gayle (S), Raymont Harris (RB)				



JEFF DICKERSON
1978-2021

Each year, the Chicago Chapter of the Professional Football Writers of America presents an award to a Bears player, coach or administrator who has been exemplary in the way he has interacted with the media. The "Good Guy" is chosen by the writers based on his professionalism, courtesy and respect in dealings with the press in the past year. The Bears and the Chicago media have enjoyed a mutually beneficial relationship since team founder George S. Halas personally delivered press releases to Chicago newspaper offices in the 1930s.

The PFWA Chicago Chapter's Good Guy Award is named for Jeff Dickerson, who lost his battle with Cancer in December 2021. No one embodied the term "Good Guy" more than JD. He was loved by everyone: family, friends, colleagues, coaches and players. Always a consummate professional, JD took a great deal of pride in his coverage of the Bears for 20 years and is missed every day.

Chicago Bears Good Guy Award Recipients

- 2013 QB.....Josh McCown
- 2014 S.....Ryan Mundy
- 2015 OL.....Matt Slauton
- 2016 CB.....Tracy Porter
- 2017 TE.....Zach Miller
- 2018 CB.....Prince Amukamara
- 2019 WR.....Allen Robinson
- 2020 QB.....Mitchell Trubisky
- 2021 S.....Tashaun Gipson
- 2021 OLB.....Robert Quinn
- 2022 CB.....Cole Kmet



Cole Kmet, Recipient of the 2022 Jeff Dickerson Good Guy Award

HISTORY

ROOKIE STARTERS THROUGH THE YEARS

- 2022 (3): Braxton Jones (17), Kyler Gordon (14), Jaquan Brisker (15)
- 2021 (26): Justin Fields (10), Larry Borom (8), Khalil Herbert (2), Teven Jenkins (2), Khyiris Tonga (2), Dazz Newsome (1), Thomas Graham Jr. (1)
- 2020 (32): Jaylon Johnson (13), Darnell Mooney (9), Cole Kmet (9), Kindle Vildor (1)
- 2019 (9): David Montgomery (8), Jesper Horsted (1)
- 2018 (29): Roquan Smith (14), James Daniels (10), Anthony Miller (4), Kevin Toliver (1)
- 2017 (42): Eddie Jackson (16), Mitchell Trubisky (12), Adam Shaheen (7), Tarik Cohen (4), Tanner Gentry (3)
- 2016 (66): Cody Whitehair (16), Jordan Howard (13), Leonard Floyd (12), Cre'Von LeBlanc (9), Nick Kwiatkowski (7), Deon Bush (6), Ben Braunecker (2), Jonathan Bullard (1)
- 2015 (58): Adrian Amos (16), Jonathan Anderson (3), Bryce Callahan (3), Eddie Goldman (12), Hroniss Grasu (8), Harold Jones-Quartey (4), Jeremy Langford (2), Khari Lee (7), John Timu (3)
- 2014 (45): Kyle Fuller (14), Ryan Groy (3), Christian Jones (5), Charles Leno (1), Michael Ola (12), Will Sutton (5), Brock Vereen (5)
- 2013 (46): Kyle Long (16), Jordan Mills (16), Jonathan Bostic (9), Khaseem Greene (4), David Bass (1)
- 2012 (14): James Brown (3), Alshon Jeffery (6), Evan Rodriguez (5)
- 2011 (12): Gabe Carimi (2), Chris Conte (9), Dane Sanzenbacher (1)
- 2010 (12): J'Marcus Webb (12)
- 2009 (13): Al Afalava (13)
- 2008 (16): Matt Forté (16)
- 2007 (14): Trumaine McBride (9), Greg Olson (4), Kevin Payne (1)
- 2006 (15): Mark Anderson (1), Danieal Manning (14)
- 2005 (36): Cedric Benson (1), Mark Bradley (4), Chris Harris (13), Brandon McGowan (3), Kyle Orton (15)
- 2004 (30): Bernard Berrian (1), Tommie Harris (16), Tank Johnson (1), Craig Krenzel (5), Nathan Vasher (7)
- 2003 (37): Lance Briggs (13), Brock Forsey (1), Justin Gage (3), Rex Grossman (3), Joe Odom (3), Charles Tillman (13), Bobby Wade (1)
- 2002 (20): Alex Brown (9), Marc Colombo (5), John Gilmore (4), Roosevelt Williams (2)
- 2001 (15): David Terrell (5), Anthony Thomas (10)
- 2000 (37): Mike Brown (16), Dustin Lyman (7), Brian Urlacher (14)
- 1999 (29): Jerry Azumah (2), D'Wayne Bates (1), Marty Booker (4), Russell Davis (8), Warrick Holdman (5), Cade McNown (6), Khari Samuel (1), Rex Tucker (1), Jerry Wisne (1)
- 1998 (35): Curtis Enis (1), Olin Kreutz (1), Alonzo Mayes (16), Moses Moreno (1), Tony Parrish (16)

OPENING DAY ROOKIE STARTERS

On Sunday, September 21, 1975, running back Walter Payton and six fellow rookies (DE Mike Hartenstine, DT Roger Stillwell, S Doug Plank, TE Greg Latta, LG Noah Jackson, RT Jeff Sevy) took to Soldier Field's artificial turf to face the Baltimore Colts; the young Bears lost 35-7. The seven rookie Bears starting on Opening Day is the most in the past 37 seasons, followed by four in 1983 (T Jim Covert, G Rob Fada, WR Willie Gault and CB Mike Richardson) and two on five occasions (1989, CB Donnell Woolford and DE Trace Armstrong; 1991, T Stan Thomas and WR Anthony Morgan; 1998, FS Tony Parrish and TE Alonzo Mayes; 2013, G Kyle Long and T Jordan Mills; 2016, C Cody Whitehair and OLB Leonard Floyd). In 19 of the previous 42 seasons, no rookies have started on opening day. Running back David Montgomery was the fifth rookie to start on opening day under GM Ryan Pace, joining Adrian Amos (2015), Cody Whitehair (2016), Leonard Floyd (2016) and Eddie Jackson (2017), David Montgomery (2019), Jaylon Johnson (2020).

BEARS ROOKIE QB PERFORMANCES

(in First NFL start, 1965-present)

Quarterback	Date/Opponent	Result	Comp-Att-Yds (%)	TD-INT	Rating
Justin Fields	9/26/2021 at CLE	L, 26-6	6-20-68 (30.0)	0-0	41.3
Mitchell Trubisky	10/9/2017 vs. MIN	L, 20-17	12-25-128 (48.0)	1-1	60.1
Kyle Orton	9/11/2005 at WAS	L, 9-7	15-28-141 (53.5)	0-1	52.8
Craig Krenzel	10/31/2004 vs. SF	W, 23-13	13-25-168 (52.0)	1-1	70.1
Rex Grossman	12/14/2003 vs. MIN	W, 13-10	13-30-157 (43.3)	0-0	60.0
Cade McNown	10/17/1999 vs. PHI	L, 16-20	17-33-255 (51.5)	1-2	62.1
Moses Moreno	11/29/1998 vs. TB	L, 17-31	18-41-153 (43.9)	1-0	62.3
Will Furrer	12/27/1992 at DAL	L, 14-27	9-23-89 (39.1)	0-3	11.2
Jim McMahon	11/21/1982 vs. DET	W, 20-17	16-27-233 (59.3)	2-3	72.5
Bob Avellini	11/30/1975 at GB	L, 7-28	9-25-109 (36.0)	0-3	10.7
Gary Huff	12/2/1973 vs. LARams	L, 0-26	9-19-99 (47.4)	0-0	58.9
Bobby Douglass	10/19/1969 at DET	L, 7-13	4-9-41 (44.4)	1-0	95.1

BEARS HEAD COACHES

	Seasons	Overall		RegularPostseason	
		W-L-T	W-L-T	W-L	W-L
George Halas	1920-29; 33-42; 46-55; 58-67	324-151-31	318-148-31	6-3	
Ralph Jones	1930-32	24-10-7	24-10-7	None	
"Hunk" Anderson / Luke Johnsos	1942-45	24-12-2	23-11-2	1-1	
John "Paddy" Driscoll	1956-57	14-10-1	14-9-1	0-1	
Jim Dooley	1968-71	20-36-0	20-36-0	None	
Abe Gibron	1972-74	11-30-1	11-30-1	None	
Jack Pardee	1975-77	20-23-0	20-22-0	0-1	
Neill Armstrong	1978-81	30-35-0	30-34-0	0-1	
Mike Ditka	1982-92	112-68-0	106-62-0	6-6	
Dave Wannstedt	1993-98	41-57-0	40-56-0	1-1	
Dick Jauron	1999-2003	35-46-0	35-45-0	0-1	
Lovie Smith	2004-12	84-66-0	81-63-0	3-3	
Marc Trestman	2013-14	13-19-0	13-19-0	None	
John Fox	2015-17	14-34-0	14-34-0	None	
Matt Nagy	2018-2021	34-33-0	34-31-0	0-2	
Matt Eberflus	2022-Present	3-14	3-14	None	

BEARS TEAM CAPTAINS

Since 2007, at the recommendation of the NFL's six-member player advisory council, NFL teams could name up to six season-long captains. Captains are designated with a square patch with the letter "C" and four gold stars across the bottom. A player receives a gold star for each year he is a team captain. Teams are allowed to determine how they want to select their captains, some opting for weekly captains which do not wear the "C" patch, while others elect up to six. In 2014 the Bears opted to name captains on a weekly basis therefore no Bears player wore the captain's "C" patch.

CHICAGO BEARS CAPTAINS (Since 2007)

Year	Offense		Defense		Special Teams
2007	O. Kreutz	M. Muhammad	B. Urlacher	M. Brown*	B. Ayanbadejo
2008	O. Kreutz	K. Orton	B. Urlacher	M. Brown	P. Mannelly
2009	O. Kreutz	J. Cutler	B. Urlacher^	A. Ogunleye#	P. Mannelly
2010	O. Kreutz	J. Cutler	B. Urlacher	J. Peppers	P. Mannelly
2011	R. Garza	J. Cutler	B. Urlacher	J. Peppers	P. Mannelly%
2012	R. Garza	J. Cutler	B. Urlacher	J. Peppers	P. Mannelly
2013	R. Garza	J. Cutler	L. Briggs	J. Peppers	P. Mannelly
2014	Team named weekly captains				
2015	M. Forte	J. Cutler	P. McPhee	A. Rolle	R. Gould
2016	A. Jeffery	J. Cutler	P. McPhee	D. Trevathan	S. McManis
2017	M. Glennon	J. Sitton	J. Freeman	Q. Demps	S. McManis
2018-21	Team named weekly captains				

* Adewale Ogunleye was named captain after Mike Brown was placed on IR in Week 2 (2007)

^ Lance Briggs was named captain after Brian Urlacher was placed on IR in Week 2 (2009)

Alex Brown was named captain after Adewale Ogunleye was placed on IR in Week 16 (2009)

% Corey Graham was named captain after Patrick Mannelly was placed on IR in Week 11 (2011)

INTERNATIONAL GAMES

The Bears were participants in the NFL's first overseas game when they met the Dallas Cowboys in London in 1986. Since that contest, the American Bowl has expanded to many international sites including Tokyo, Barcelona, Montreal, Sydney and Mexico City. The Bears made a second trip to London in 2011.

Aug. 15, 1960	Bears 16	Giants 7	Varsity Stadium	Toronto, CANADA
Aug. 5, 1961	Bears 34	Montreal Alouettes 16	Molson Stadium	Montreal, CANADA
Aug. 3, 1986	Bears 17	Cowboys 3	Wembley Stadium	London, ENGLAND
Aug. 14, 1988	Bears 21	Vikings 28	Ullevi Stadium	Gothenburg, SWEDEN
Aug. 3, 1991	Bears 7	49ers 21	Olympic Stadium	Berlin, GERMANY
July 27, 1997	Bears 17	Steelers 30	Croke Park	Dublin, IRELAND
Nov. 7, 2010	Bears 22	Bills 19	Rogers Centre	Toronto, CANADA
Oct. 23, 2011	Bears 24	Buccaneers 18	Wembley Stadium	London, ENGLAND
Oct. 6, 2019	Bears 21	Raiders 24	Tottenham Hotspur Stadium	London, ENGLAND

ALL-TIME NFC NORTH STANDINGS

(since 2002)

	Overall record				Division record				Division Titles
	W	L	T	Pct.	W	L	T	Pct.	
Green Bay	210	126	2	.624	84	40	2	.675	02, 03, 04, 07, 11, 12, 13, 14, 16, 19, 20, 21
Minnesota	177	159	2	.527	67	57	2	.540	08, 09, 15, 17
BEARS	156	182	0	.462	55	71	0	.437	05, 06, 10, 18
Detroit	119	217	2	.355	44	88	0	.349	

2022 NFC NORTH DIVISION STANDINGS

	Overall record				Division record			
	W	L	T	Pct.	W	L	T	Pct.
Minnesota Vikings	13	4	0	.765	4	2	0	.666
Detroit Lions	9	8	0	.529	5	1	0	.833
Green Bay Packers	8	9	0	.471	3	3	0	.500
Chicago Bears	3	14	0	.176	0	6	0	.000

ALL-TIME NFC CENTRAL STANDINGS

(from 1967-2001)

	Overall record				Since 1977			
	W	L	T	Pct.	W	L	T	Pct.
Minnesota	310	215	5	.590	212	177	1	.545
Division Titles: 1968, 69, 70, 71, 73, 74, 75, 76, 77, 78, 80, 89, 92, 94, 98, 2000								
Green Bay	259	261	10	.498	196	190	4	.508
Division Titles: 1967, 72, 95, 96, 97								
BEARS	258	270	2	.489	209	181	0	.536
Division Titles: 1984, 85, 86, 87, 88, 90, 2001								
Detroit	235	286	9	.452	166	223	1	.427
Division Titles: 1983, 91, 93								
Tampa Bay	148	241	1	.381	148	241	1	.381
Division Titles: 1979, 81, 99								

- There was no division winner in 1982 due to the players' strike. The top eight teams from each conference advanced to the post-season. Green Bay advanced with a 5-3-1 record.
- Tampa Bay joined the NFL as an expansion franchise in 1976 and was placed in the AFC West with the understanding that they would switch to the NFC Central in 1977.

THE LAST HELMETLESS PLAYER

Dick Plasman, an end out of Vanderbilt, is regarded by the Pro Football Hall of Fame as the last player to play the game without a helmet. Plasman played for the Bears from 1937-41 and 1944 and was part of World Championship teams in 1940 and 1941. The NCAA made helmets mandatory in 1939 and the NFL followed shortly thereafter. Plasman never wore a helmet in high school, college or the pros. But after a stint in the armed forces, he was required to wear a helmet when he returned to the NFL in 1944.



ADDITIONAL

INFORMATION



Former Bears President & CEO and current Senior Advisor, Ted Phillips, led the franchise to one of the team's greatest off-field achievements with the construction of the Lakefront Improvement Plan which included the new football stadium within the confines of historic Soldier Field. The Bears are entering their 21st season in the new stadium, playing the inaugural campaign in 2003. The aggressive construction schedule lasted just 20 months from the Bears last home game of the 2001 season (vs. PHI, Jan. 19, 2002) until re-opening against Green Bay on Sept. 29, 2003. The project earned many honors for design excellence and was named Midwest Construction magazine's overall Project of the Year in 2003.

- **November, 2000:** Bears President and CEO Ted Phillips and his team of experts answer questions and concerns of the Illinois General Assembly at the State Capitol. After three days of gathering support, the Illinois House and Senate passed Bill 1284 on Nov. 30, 2000, authorizing the Illinois Sports Facilities Authority to issue approximately \$406 million in bonds to help finance the \$630 million project. The debt service on the bonds were paid from the surplus and projected growth of the existing two percent Chicago local hotel tax plus a local distributive tax and state hotel tax subsidy. The remaining \$200 million was contributed by the Chicago Bears, including a \$100 million loan from the National Football League.
- **Nov. 15, 2000:** The City of Chicago's Lakefront Improvement Plan was announced publicly by Mayor Richard M. Daley. The project replaced parking lots with 17 acres of new parkland, built an underground parking structure to serve the Museum Campus and Soldier Field, created easier access to the Museum Campus and added other amenities giving Chicagoans and tourists the ability to enjoy the lakefront year-round.
- **Jan. 5, 2001:** Gov. George Ryan signed House Bill 1284, designed to help fund a new stadium and enhance Chicago's lakefront.

The following is a number of facts concerning different elements of the Soldier Field project and the Lakefront Initiative:

LAKEFRONT IMPROVEMENTS

The project created approximately 17 acres of additional waterfront parkland for public enjoyment. This green space was programmed for year-round public uses such as a sledding hill, winter garden, a terraced park, an area for outdoor museum exhibits and other features. The year-round parking facility created 2,500 new underground parking spaces immediately adjacent to the Field Museum and Shedd Aquarium and 3,100 outdoor spaces between the stadium and McCormick Place to ensure Chicago's great tailgating tradition continues.

SOLDIER FIELD IMPROVEMENTS

The stadium features increased sideline seating from 40% of seats to over 60%, an increased number of new and improved restrooms (over 1,000 restroom fixtures) plus more variety and access at over 350 concession points of sale, three-level United Club lounge, a Bears Ring of Honor throughout the mezzanine level, a Bears Den gallery depicting historical events from Soldier Field's past and a bas-relief of George Halas.


Above and beyond the Bears games, Soldier Field is capable of hosting an increasing number of athletic events, prime concerts, and large civic, cultural and educational gatherings. The unique design allows for easy stage setup and takedown, along with a field that can accommodate international soccer events.

FUNDING THE LAKEFRONT IMPROVEMENT PLAN

The Bears made a \$224 million contribution to this project, pay annual rent of \$5.7 million and accepted the cost overrun risks on the project. The entire cost of the Lakefront Project (\$630 million) was raised without asking for taxpayers' money. The plan was supported through a local City of Chicago hotel tax. There was no extension or increase of any taxes and the hotel tax was principally paid by visitors and tourists.

PRESERVING HISTORY

The historic colonnades and historic South Wall remained untouched as the new stadium was built within the existing exterior of Soldier Field. The Memorial Water Wall honors all soldiers who have served in the United States Armed Forces.



The Wall serves as an educational piece for families and visitors of the museum campus. A Doughboy statue was erected at the entrance of Gate O and the south concourse features a Medal of Honor tribute.

Following 31 seasons of football along the shores of Lake Michigan (pictured, top-left), the Bears took a brief one-year hiatus from Soldier Field in 2002, playing home games at Memorial Stadium in Champaign so construction of the new Soldier Field (right) could be completed. The first game in the new stadium was Sept. 29, 2003 against division rival Green Bay. The Bears first season at the old venue was in 1971 after spending 50 seasons at Wrigley Field. Soldier Field was opened in 1924 as a 45,000-seat Municipal Grant Park Stadium. The first football game played on its field was Nov. 22, 1924, as a capacity crowd watched Notre Dame edge Northwestern, 13-6.

It hosted the first boxing event which drew a gate of over \$2.5 million (Dempsey-Tunney, 1927), the first ski meet held in a stadium, and the all-time largest football crowd (Notre Dame vs. USC / 123,000). The largest crowd for any event in Soldier Field was 260,000 on Sept. 8, 1954, for the Catholic Church's Marian Year Tribute.

The 100,000-seat stadium was dedicated November 27, 1926, with Army battling Navy to a 21-21 tie. The all-time collegiate attendance record of 123,000-plus was established Nov. 26, 1927 as Notre Dame beat Southern Cal 7-6. In the first professional game at the then-mammoth stadium, the Bears defeated the Chicago Cardinals 10-0 on November 11, 1926.

Plans for the stadium started in 1919 as a memorial to the soldiers of WWI. Soldier Field stood on 10,000 pile foundations driving an average depth of 62.5 feet through fill that replaced the lake waters. The new stadium continues to be owned, maintained and operated by the Chicago Park District.

Other stadium notes since the Bears moved to Soldier Field:

- 1971 - Sept. 19, Chicago defeats the Pittsburgh Steelers 17-15 before capacity crowd of 55,701 in the Bears' first game since moving from Wrigley.
- 1979 - The stadium undergoes major reconstruction and renovation prior to the season including new lighting, playing surface, and locker rooms; rebuilding of seating area (new chairbacks, armrests, seats); and improvement of sightlines.
- 1982 - Additional rebuilding of seating areas was completed as well as new concourses with more restrooms and concession areas. A new press box, 60 deluxe skyboxes, and a new scoreboard were also built. Capacity is increased to 66,030.
- 1988 - Surface was changed from artificial turf to natural grass, and 56 skyboxes were added along south rim (increasing the total to 116). Capacity is increased to 66,946.
- 1992 - Four seats are added increasing the capacity to 66,950.
- 1994 - The Park District spends millions to refurbish the stadium for the World Cup soccer tournament. Capacity is reduced by six to 66,944.
- 2000 - Mayor Daley announces Lakefront Redevelopment Project (11/15).
- 2001 - Project receives state and city approval.
- 2002 - Demolition begins on stadium immediately following playoff game (1/19).
- 2003 - Bears return to Soldier Field with Monday night re-opening on September 29 against Green Bay. Capacity is set at 61,500, over 5,000 fewer seats than the old stadium and the second smallest venue in the NFL.
- 2019 - Two days before kicking off the NFL's 100th season, statues of George Halas and Walter Payton were unveiled during a private ceremony outside the south end of Soldier Field. The statues are 12-feet tall and weigh 3,000 pounds.

ADDITIONAL INFO



On Sept. 5, 2019 the Bears hosted the Packers to kick off the NFL's 100th season. Soldier Field provides one of the most stunning and iconic backdrops in the NFL with its unique sightlines of the city and lakefront.



On Sept. 3, 2019 – two days before the Bears kicked off their 100th season – two of the franchise's most legendary Hall of Famers were honored outside Soldier Field when statues of George S. Halas and Walter Payton were unveiled during a private ceremony outside Gate O at the south end of the stadium. Created by sculptor Chad Fisher, the statues are 12-feet tall and weigh 3,000 pounds.

ADDITIONAL INFO

Located on the west side of the stadium on the street-level main concourse, the bas-relief sculpture marks the gateway for a stadium visitor's trip through the history of the Chicago Bears.

Pure and simple, he loved this game that was as uncluttered and uncompromising as he was. Its requirements were courage, endurance, self-discipline and a competitive spirit. These were his prerequisites, too.

His teams played the game the same way he did—tough, aggressive and smart.

Often graced by a running back of exceptional ability, the Bears were always marked by a punishing defense that never stopped coming at you.

George Halas was a founder of the NFL and a pioneer of the Chicago Bears. His devotion to both over the decades helped them grow to prominence.

We will always remember his energy, his joy in competing, and his passion for his beloved Bears and Bear fans.

-bas-relief inscription

The bas-relief is a time-line describing George Halas' contribution to the world of football and the history of the Chicago Bears.

Hall of Famers date back from the 1920's when George Halas founded the Chicago Bears, and represent different decades of team history.

The tremendous energy and influence of the two large George Halas reliefs tells the story and balances all of the action. George S. Halas is without doubt the overriding presence in the sculpture.

The laser-etched imagery shows the team in the 1920's - also Halas and his team celebrating a 1940's win against the Washington Redskins, fan images from Wrigley Field, a photo of Halas with George Jr. and Paddy Driscoll, and a fan grouping from the 1980's. Integrated in the composition is the famous "T" formation that George Halas invented.



TRIBUTE TO GEORGE S. HALAS AND THE LEGACY OF THE CHICAGO BEARS

Sculpted by Julie Rotblatt-Amrany
Timeless Creations, Inc. in conjunction with Portraits/Chicago Inc.

- Specs: 26 1/2 feet high x 15 3/8 feet wide
- Approx. 11,500 pounds
- White bronze on black absolute granite with laser-etched imagery
- George Halas = 8 feet high
- Bust of George Halas = 6 feet high
- Eight Hall of Fame players range 3 - 6 feet high
- Players are: Mike Singletary, Walter Payton, Dick Butkus, Gale Sayers, Bill George, Sid Luckman, Bronko Nagurski and Red Grange



THE DOUGHBOY STATUE

Just inside Gate O in the Grand Concourse stands the restored Doughboy Statue. Originally installed in Chicago's Garfield Park in the early 1930s, four decades later it was damaged, debased, but not forgotten. Chicago sculpture conservator Andrzej Dajnowski meticulously recast the missing parts and refurbished the entire statue and base to its original condition and it joins the other memorials to the American fighting men and women at Soldier Field.



THE MEMORIAL WATER WALL

The Memorial Water Wall, a 280-foot long wall of polished green granite with eight medallions honoring the different branches of the armed services, flanks the walkway that leads into the north entrance of the stadium. A veil of water continuously flows over the sculptured memorial.



What time do the parking facilities and stadium gates open?

Parking facilities surrounding the stadium open four hours prior to kickoff. Gates open two hours before kickoff.

Where is Will Call located?

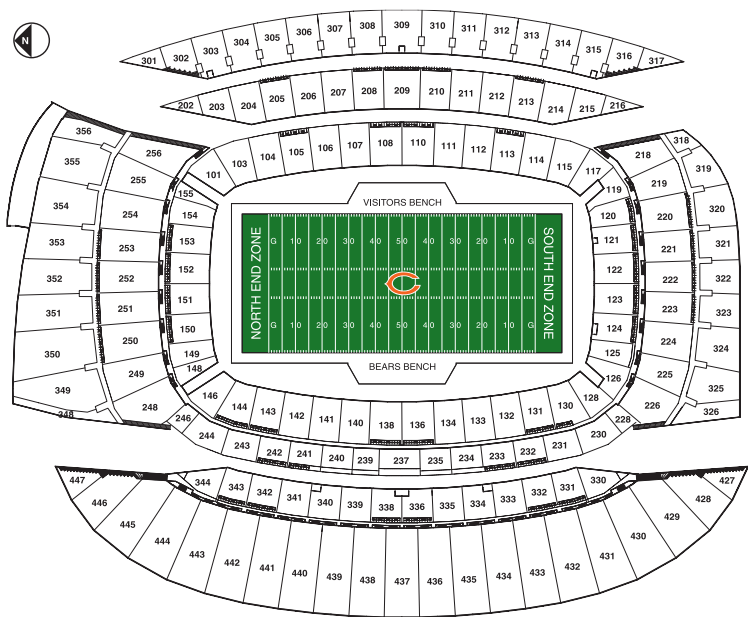
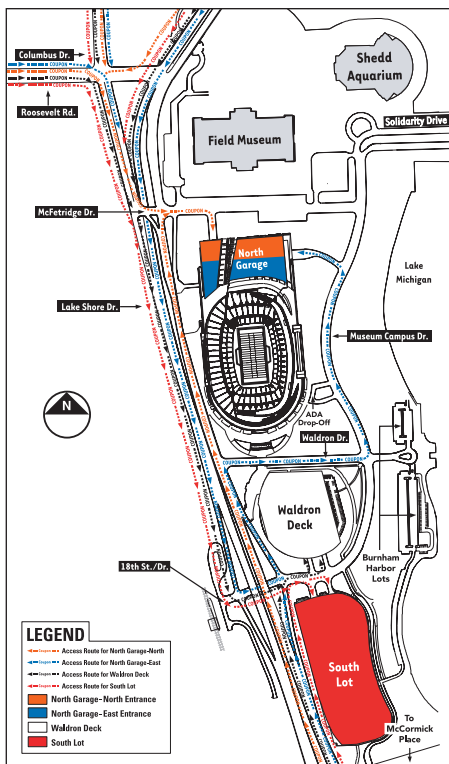
Outside Gate 10 at the southeast corner of the stadium.

WALKING DIRECTIONS FROM PRESS BOX TO LOCKER ROOM

Take elevator to concourse level. Take left out of elevator and through Field Access door. Take a right at the bottom of steps and follow corridor to west side of the stadium. From field, exit stadium at Northwest entrance. Turn left into interior corridor. Postgame interview room is fourth room on left. Locker room is first door on the left. Visiting locker room is at the northeast corner of the stadium.

WALKING DIRECTIONS FROM PRESS BOX TO STADIUM EXIT

Take elevator to concourse level. Exit through Press Entrance at Gate 14.



ADDITIONAL INFO



The Chicago Bears moved into Halas Hall at Conway Park on March 3, 1997. The 38-acre complex is located in Lake Forest off of Route 60 just east of the Tri-State Tollway, approximately four miles from the former Halas Hall. The building is dedicated to Bears' founder, president and coach George Halas. The original Halas Hall, on the Lake Forest College campus, was dedicated by coach Halas in the name of his son, Mugs, in 1979.

The complex underwent a construction project following the 2012 season to expand and upgrade the Bears headquarters to enhance the football and business operations while providing new opportunities and experiences for fans.

The upgrade increased the 100,000-square facility with an additional 43,500-square feet of working space to accompany two outdoor practice fields, surrounded by a jogging path. One of the now four 100-yard outdoor fields is equipped with 14 miles of underground heating tubes, enabling the grass to remain soft and growing into early winter, as well as five miles of drain tubing that can capture and disperse nine inches of rainfall per hour and 2.5 miles of cooling pipes for the grass roots.

A state-of-the-art event center includes a 4,000-square foot broadcast studio and conference center that can host as many as 200 people for both events and original programming. The two-level entryway to the event center features interactive digital displays, video monitors and memorabilia, including some never-before featured pieces of Bears history such as the 1963 NFL championship trophy. A new press conference room and a relocated media

ED McCASKEY MEMORIAL GARDEN AND THE WALTER PAYTON CENTER

The team's indoor practice facility, the Walter Payton Center, was renovated during the summer of 2005 while construction of the Ed McCaskey Memorial Garden was completed in June, 2005.

The Walter Payton Center is a rigid structure, opposed to the inflated "bubble" the team used from 1990-96, and includes a full 100-yard field. The structure is 85 feet high, 200 feet wide and 400 feet long. The renovation included removal of the existing fabric roof and cladding on the outside of the building, replacement of the end walls and installation of a new, state-of-the-art synthetic turf and two-lane running track. A new heating and de-humidification system was also installed. The Bears renamed the indoor facility during a ceremony on Thursday, April 6, 2000.

Located south of Halas Hall, the Ed McCaskey Memorial Garden is a beautifully landscaped, clover-leaf-shaped garden bordered by a 30" stone seat wall and piers. A winding gravel road from Halas Hall leads to the opening of the garden where a variety of trees, shrubs and perennials have been planted.





Halas Hall includes a state-of-the-art broadcast studio and joining conference center allowing the team to bring in studio audiences for live programming.

courtyard was also added along with increased work space for media members.

The previous Halas Hall on the campus of Lake Forest College had 32,000 square feet of space, while the new building after the newest renovations (see pages 454-455) has over 300,000. In fact, the entire former Halas Hall would fit into the basement of the new building.

The Bears also added a practice viewing suite in 2013 on the second level of Halas Hall. The 40-person suite overlooks the team's practice fields and features many of the amenities of game suites at Soldier Field. A new kitchen and dining facility, including an outdoor patio was also added. Additional conference rooms and staff offices were also added throughout Halas Hall.

The Bears headquarters also has a new entry into the main lobby and 105 additional parking spaces. The architectural style is consistent with that of the original building. A main focal point is the entry point to the main lobby, featuring the classic Bears "C" on an impressive portico.

HISTORY OF CHICAGO BEARS HEADQUARTERS

4356 West Washington Boulevard.....	Chicago.....	1923-1926
111 West Washington Boulevard, Room 401.....	Chicago.....	1926-1930
111 West Washington Boulevard, Room 423.....	Chicago.....	1930-1934
37 South Wabash Avenue.....	Chicago.....	1934-1947
233 West Madison Street.....	Chicago.....	April 28, 1947-1961
173 West Madison Street.....	Chicago.....	Feb. 1, 1961-1976
55 East Jackson Boulevard.....	Chicago.....	Feb. 1, 1976-1985^
250 North Washington Road.....	Lake Forest.....	1979-1997^
1920 Football Drive^.....	Lake Forest.....	March 3, 1997-Present

^Originally 1000 Football Drive until changed in 2011 to 1920 Football Drive to reflect the franchises' founding year (1920). ^There were a few years of overlap between the two buildings, with staff in both locations.

HISTORY OF CHICAGO BEARS Practice Sites

Staley Field.....	Decatur.....	1920
Wrigley Field.....	Chicago.....	1921-1970
Soldier Field.....	Chicago.....	1971-1974
Ferry Hall.....	Lake Forest.....	1975-1978
Lake Forest College/South Park.....	Lake Forest.....	1979-1996
Halas Hall.....	Lake Forest.....	1997-present

DIRECTIONS TO HALAS HALL

FROM THE LOOP – Take 90/94 (Kennedy Expressway) west to 94 north (Edens Expressway). Continue on 94 (the "spur"), which becomes the Tri-state Tollway. Exit at Town Line Road (IL Route 60) and turn right (east). Take a left at the first light, which is Field Drive. (The next light is Field Court; you can also make a left there and proceed around its bend until it merges with Field Drive). Drive about 1.2 miles north along Field Drive. Turn gently right onto Football Drive (the last road on your right) and proceed to the entry gate.

FROM O'HARE AIRPORT – Take 294 (the Tri-state Tollway) north. Exit at Town Line Road (IL Route 60), turn right (east), and proceed as directed.



In November 2017 the Bears announced a partnership with global design and architecture firm HOK to design a 162,500-square-foot football operations addition to the already-existing 143,000-square-foot Halas Hall and a 30,600-square-foot remodeling project on the northeast side of the building -- bringing the total square footage of Halas Hall to more than 300,000.

The magnitude of the project, which broke ground in March 2018, was completed in the fall of 2019 in time for the start of the Bears' 100th season. It has completely transformed the look and feel of all existing team space and provides even greater resources for the team's training and performance needs. The initial phase of the expansion project focused on enhancement of the team's football operations, including player training, education, performance, nutrition and rehabilitation.


The addition features a 13,000-square-foot indoor turf space for training and walkthroughs with a 133x26 video projection wall and adjacent virtual reality room, in addition to a 2,000-square-foot weight room expansion. Also included is an improved equipment room, recovery space and nutrition/fuel station that doubles the current size while the sports medicine space is four times larger than the old area and features a hydrotherapy pool.

Position meeting rooms and the draft room have doubled in capacity, while coaching offices have increased by 50 percent and allow for improved collaboration. A 3,250-square-foot player's lounge and separate huddle space also was created, along with an approximately 1,700-square-foot player locker room and a larger coaches/scouts locker room.

The team and staff café was expanded by 4,300-square-feet to support the organization's growth, as well as providing new food offerings. Basement storage space also has increased through the expansion.

Additionally, two football fields were added at the start of the 2018 season on the east side of the Walter Payton Center, which will allow the team to spread out the field use over four fields throughout the offseason and during in-season practices. That project also called for the addition of a training slope, a storage facility and a small practice viewing suite, much like the existing viewing suite used at Halas Hall for corporate partners and other VIP guests.





ADDITIONAL INFO



- Staley performs at over 300 events throughout the Chicagoland area each year. These include both paid appearances and community outreach-based events.
- Staley’s appearance range is generally an 80-mile radius of Chicago, but exceptions can be made on an individual basis.
- Staley has performed both private and public appearances throughout the United States and abroad, including Super Bowls, Pro Bowls, Hong Kong, London, Kwajalein Atoll, and Guam.

GENERAL APPEARANCES:

- Birthday Parties
- Charity Events
- Special Events (Parades, Corporate Functions, Grand Openings, Weddings, Bar Mitzvahs, etc.)

SCHOOL SHOWS:

BEAR DOWN ON BULLIES

The “Bear Down on Bullies” assembly discusses 5 types of bullies (big-mouth bully, hands-on bully, butt-out bully, cyber-bully, all-around bully), and proper ways for your students to deal with bullying. Staley shares his own experiences with his very own bully, Fluffy. A strong emphasis is placed on a team concept approach to school, and how your students can help foster a positive learning environment. Additionally, each school will receive a player-autographed “Bear Down on Bullies” banner to display.

BEARSFIT YOUTH CHALLENGE

The Chicago Bears are proud to present the most informative, hands-on, educational health and wellness assembly in the NFL! The BearsFit Youth Challenge was created by Staley and the Bears to educate today’s youth about the benefits of living a healthy life. Staley and his MC will jumpstart your child’s desire to make healthy choices by combining education, comedy and super-cool prizes into this high-energy show as they discuss the importance of eating healthy, drinking water, proper rest, and exercise. More information on enrolling in the incentive-based fitness portion of the program can be found at www.chicagobears.com/community/bears-fit-youth-challenge.

TALES TO TACKLE

“Tales to Tackle” was created by Staley to promote his love and enthusiasm towards reading and learning. This 45-minute fun-filled school program discusses the essential components of reading. Staley and his emcee entwine education and comedy to create an engaging hands-on assembly exploring reading comprehension, making predictions, and the differences between fiction and non-fiction reading.

ALL SCHOOL PEP RALLIES

Motivating students to excel in their studies can sometimes prove challenging. Staley has developed an assortment of assemblies designed to encourage students to give it their best. Staley will also work with school administrators to develop an interactive, high-energy, 45-minute show customized toward your school’s specific needs. Assembly topics include: Staley’s Back to School “Kick Off”, Staley’s State Testing Pep Assembly, Staley’s Dance Express, and general field day/school picnic appearances.

STALEY Da BEAR

DRAFTED: 1st Round, Chicago Bears, 8/6/03

ABOUT STALEY: Staley is responsible for entertaining Bears fans young and old. Staley loves to “bust-a-move”, and shake what his mama gave him. He is highly skilled with a fishing pole, enjoys playing the drums, and exercising regularly. Staley is best friends with Pooh, Smokey, and Yogi.

For more information on these and other types of Staley appearances visit www.chicagobears.com/fan-zone/staley or call 847-615-9600

Twitter: @TheRealStaley | FB: Facebook.com/StaleyDaBear | Instagram: @TheRealStaley



The Chicago Bears would like to thank our Hall of Fame Partners for their efforts toward making the fan experience exciting for all:



Bears training camp returned to Lake Forest for the first time in 36 years in 2020. The club moved camp to Halas Hall, the team's state-of-the-art facility north of Chicago.

The Bears are conducting training camp at Halas Hall for the foreseeable future, ending their 18-year stint at Olivet Nazarene University in Bourbonnais after the 2019 season. Prior to that, the Bears held camp at the University of Wisconsin-Platteville for 18 summers from 1984-2001. Prior to 2020, the last time the Bears held training camp in Lake Forest was in 1983 at the old Halas Hall facility on the campus of Lake Forest College.



DATES: As of July 1, Training Camp is scheduled to begin on Tuesday, July 25. Please visit ChicagoBears.com or NFL.com for the latest schedule, updates or contact a member of the football communications staff below for complete dates and details.

PRACTICES: Practice times are subject to change, but tentatively begin around 10:00 a.m. Most practices are approximately two and a half hours long.

MEDIA: For the 2023 season, all media in attendance will need a credential to cover practices at Halas Hall and Soldier Field. Please e-mail Ben Schmitz (ben.schmitz@bears.nfl.net) and Ali Sayers (ali.sayers@bears.nfl.net) for more information.

TRAINING CAMP HISTORY:

2020-pres.	Halas Hall, Lake Forest, Ill.	1934	Lane Tech High School, Chicago, Ill.
2002-19	Olivet Nazarene University, Bourbonnais, Ill.	1933	University of Notre Dame, South Bend, Ind.
1984-2001	University of Wisconsin-Platteville, Wis.	1932	Logan Square Ballpark, Chicago, Ill.
1975-83	Lake Forest College, Lake Forest, Ill.	1931	Loyola (IL) University, Chicago, Ill.
1944-74	St. Joseph's College, Rensselaer, Ind.	1930	Mills Stadium, Chicago, Ill.
1935-43	St. John's Military Academy, Delafield, Wis.		

CREDENTIALS:

REGULAR SEASON: All media should request single-game credentials online through www.NFL.com, choose the Bears logo, then click 'Credential Request' along the bottom. All credential requests must be made by a news outlet's sports director or editor no later than Monday the week of the game. Credentials will be left at the PRESS WILL CALL window located outside of Gate 10 on the southeast side of Soldier Field. PRESS WILL CALL opens 3 hours before kickoff. Press entry into Soldier Field is located at Gate 14 on the southeast side of the stadium. The press elevator is located across the concourse. Guests are NOT permitted in the press box and credentials are limited to working press only. For additional questions please email Ben Schmitz at ben.schmitz@bears.nfl.net and Ali Sayers (ali.sayers@bears.nfl.net) for more information.

TRAINING CAMP: All requests for credentials must be submitted to the Bears media relations department no later than 3 p.m. CT the day prior to best facilitate. All credential requests for both practices and single games must be submitted online at www.NFL.com, choose the Bears logo, then click 'Credential Request' along the bottom. For additional questions please e-mail Ben Schmitz (ben.schmitz@bears.nfl.net) or Ali Sayers (ali.sayers@bears.nfl.net).

PRESS BOX/PRESS GATE: The Soldier Field press box is located on Suite Level A in the southeast corner of the stadium. Entrance to the Press Box is at Gate 14 and is only accessible to persons holding a working press credential.

PHOTOGRAPHERS: Sideline credentials for field photographers are issued by the Bears football communications department. Freelance photographers who are not on specific assignment by a recognized sports or news publication will not be credentialed due to space limitations. Sideline credentials must be reserved by Monday before the game and can be picked up at PRESS WILL CALL.

PARKING: Media parking is limited at Soldier Field. Please provide shipping information, a FedEx number and, if available, parking will be sent for no later than a Friday arrival.

SATELLITE TRUCK PARKING: Television stations seeking parking for satellite trucks on the day of Bears games should contact Tim Watts, Operations Manager at Soldier Field at twatts@soldierfield.net.

BEARS COMMUNICATIONS CONTACTS:

Name/Title	Office Phone	E-mail
Brandon Faber, Vice President of Communications	847-739-5224	Brandon.Faber@Bears.NFL.net
Aaron Clark, Director of Football Communications	847-739-5493	Aaron.Clark@Bears.NFL.net
Ben Schmitz, Football Communications Manager	847-739-5232	Ben.Schmitz@Bears.NFL.net
Ali Sayers, Football Communications Assistant	847-739-5427	Ali.Sayers@Bears.NFL.net
Micaeh Johnson, Director of Corporate Communications	847-739-5365	Micaeh.Johnson@bears.nfl.net
Miguel Lemus, Corporate Communications Assistant	847-739-5402	Miguel.Lemus@Bears.NFL.net



Jeff Joniak (left) is in his 23rd season as play-by-play voice of the Bears while Tom Thayer is a 27-year Bears radio veteran.

ESPN 1000 and 100.3 HD2

The Bears and ESPN Chicago announced on Nov. 1, 2022, that ESPN 1000 will be the future radio home of the Bears, beginning with the 2023 NFL season, as part of a multi-year radio broadcast rights agreement.

In addition to operating and distributing the Bears Radio Network, ESPN 1000 will add pre- and post-game programming as well as create unique content to air on its local shows.

"We were incredibly impressed with the enthusiasm shown by the leadership team at Good Karma Brands," said former Bears President and CEO Ted Phillips. "Their plan for presenting Bears football on the radio is first class and we know that ESPN 1000 will be an excellent home for our games and an axis for Bears talk year-round. We look forward to working with the station beginning in 2023."

Keith Williams, Market Manager of ESPN Chicago and Senior Vice President at Good Karma Brands said: "The Chicago Bears are a best-in-class organization, and we are excited to partner with a charter franchise of the NFL. We are dedicated to delivering a top-notch broadcast for our partners and fans around the Midwest and the world. Our teammates are eagerly anticipating the opportunity to get started and execute at the highest level."

Follow along on ESPN Chicago's social media platforms and tune into ESPN 1000, 100.3 HD2 and the ESPN Chicago App to listen to all ESPN shows starting in 2023 for more Bears coverage and broadcast opportunities.

JEFF JONIAK: One of the more energetic and exciting voices of the National Football League, Jeff Joniak enters his 23rd season behind the microphone as the play-by-play voice of the Chicago Bears. Joniak's passion for the game and for the Bears is linked to a 37-year association with Chicago sports fans. Joniak has hosted Chicago Bears game day broadcasts since 1997 and serves as WBBM Newsradio 780 and 105.9 FM's director of sports operations while maintaining his afternoon drive-time sports anchor shifts. Throughout the year, Joniak serves as master of ceremonies for many different events related to his work with the Bears including the National Football Foundation Scholarship Awards ceremony, the Ed Block Courage Award ceremony, Lurie Children's Hospital annual fundraising event and the annual Bears Care Gala. Before tackling Halas Hall, Joniak co-hosted the gameday broadcasts for the Chicago Bulls during their championship years from 1991 to 1996. For the gripping coverage of the death of Walter Payton, Joniak and his staff won a prestigious Peter Lisagor Award. He also won two Lisagor awards for his coverage of the NFL Draft, AP awards for his sportscasts and Bears pre-game features. In Sept. 2019, Joniak was inducted into the ChicagoLand Sports Hall of Fame.

TOM THAYER: Originally a Bears' fourth-round draft pick in 1983 after an All-America career at Notre Dame, Tom Thayer played for three seasons with the USFL's Chicago Blitz and Arizona Wranglers before joining the Bears. One of the team's strongest players, Thayer earned his starting role at right guard four games into the 1985 season and eventually compiled consecutive game and consecutive start streaks that led the Bears during the late 1980s. Thayer left the Bears in 1992 after a distinguished eight-year career at offensive guard. He retired in 1993 after one season with the Miami Dolphins. Before joining the Bears radio team in 1997, Thayer worked for two years as a Bears analyst on WFLD-TV's pro football programming. A former all-state lineman at Joliet Catholic High, Thayer resides in Chicago.

Jason McKie: Joining Jeff Joniak and Tom Thayer, former Bear and current local high school football coach Jason McKie will serve as the Bears Radio Network Sideline Reporter for each home and away game. Having played at the highest level, McKie will provide fans with a unique, inside look at what's happening on the field. McKie graduated from Temple University in '02 with a Bachelor's degree in Communications with an emphasis in Broadcasting. After a successful four-year collegiate career at Temple, McKie signed with the Dallas Cowboys as an undrafted free agent. He appeared in one game with the Cowboys in '02 before the Bears claimed him off waivers in August of '03. As a member of the Bears, McKie appeared in 87 games (46 starts), primarily playing fullback and select roles on special teams. In addition to broadcasting, McKie has also enjoyed the coaching side, where he is excitedly preparing for his third year as head coach at Carmel Catholic High School in Mundelein, which is located about nine miles west of Halas Hall.

The Bears Radio Network consists of at least 20 stations across Illinois and the Midwest.

Market	Station	Frequency
Rockford, IL	WKGL	96.7
Burlington, IA	WQKQ	92.1
Bloomington/Normal, IL	WJBC-FM	93.7
Decatur, IL	WDZ	1050
Galesburg, IL	WLSR	92.7
Marshalltown, IA	KFJB	1230
Kankakee, IL	WVLJ	92.7
Watske, IL	WIVR	101.7
Peoria, IL	WMDB	1470/100.3
South Bend, IN	WZOC	94.3

Market	Station	Frequency
Rensselaer, IN	WLQI	97.7
Quad Cities, IA	KBOB	1170/104.1
Springfield, IL	WFMB	1450/92.3
Janesville, WI	WCLO	1230/92.7
Adams/Friendship, WI	WCWI	106.1
Fort Wayne, IN	WGL	1250
LaSalle/Peru	WLWF	96.5
Sterling, IL	WSDR	1240
Kewanee, IL	WKEL	1450/100.1
Aurora, IL	WBIG	1280

ADDITIONAL INFO



NETWORK

The Chicago Bears Network produces and distributes a broad range of television shows, radio shows and digital media originating from the PNC Studio at Halas Hall.

PRESEASON TELEVISION

WEEKLY TELEVISION

2023 PRESEASON SCHEDULE

IN-SEASON

AUGUST 12 - NOON

Tennessee Titans - Soldier Field
FOX 32 Chicago

AUGUST 19 - 6:00PM

@ Indianapolis Colts - Lucas Oil Stadium
FOX 32 Chicago

AUGUST 26 - NOON

Buffalo Bills - Soldier Field
FOX 32 Chicago



Advocate Health Care

SUNDAYS | 10:30am
FOX 32 Chicago



SUNDAYS | 10:30pm
FOX 32 Chicago



FRIDAYS | 9:30pm
FOX 32 Chicago



AFTER THE GAME
Marquee Sports Network

PRESEASON TELEVISION NETWORK

- WFLD - Chicago
- WIFR - Rockford
- WMBD - Peoria
- WRSP/WCCU - Champaign/Springfield
- KLJB - Quad Cities IL/IA
- WSBT - South Bend, IN
- KFXA - Cedar Rapids/Waterloo/Dubuque, IA
- WTVW/WEHT - Evansville, IN
- WTWO/WAWV - Terre Haute, IN
- WISC - Madison, WI
- KGMB/KHNL - Honolulu, HI



WEDNESDAYS | 7:00PM
Marquee Sports Network

WEEKLY RADIO SHOWS



DIGITAL MEDIA

FOLLOW US

Scan QR code below or visit ChicagoBears.com/Social for all social media accounts



Stay connected!



@ChicagoBears

En Español:



@Bears_ES

Download the Chicago Bears Official App
brought to you by Verizon



ChicagoBears.com for the latest Bears news, exclusive photo galleries, live fan Q&A sessions, radio podcasts and live and on-demand videos:

- Press Conferences
- Highlights
- And more

847.615.BEAR for ticket information and join Season Ticket Priority List

ADDITIONAL INFO



About Bears Care

Bears Care, the charitable arm of the Chicago Bears, conducts and partners in a variety of fundraising events throughout the year as part of its commitment to improving the lives of those in our community. Bears Care impacts thousands of Chicago-area individuals and families annually, with grants to qualifying agencies that serve those in need. With the generous participation of Chicago Bears' players and staff, area businesses and organizations, as well as individual donors, Bears Care is able to bring together human and financial resources to help tackle the needs of Chicago.

BEARS CARE IN THE COMMUNITY



BEARS CARE GALA

Raising funds to support breast and ovarian cancer research and treatment programs



YOUTH ATHLETICS

Expanding opportunities to participate in flag and tackle football



COMMUNITY ENGAGEMENT

Serving the community at the Healthy Lifestyle Hub in Auburn Gresham



EDUCATION

Back to School Fair



REAL BEARS FANS WEAR PINK

Celebrating and supporting cancer survivors



COMMUNITY PARTNERSHIPS

"Lining Up Against Hunger" with The Firehouse Community Arts Center

Bears Care was established as a fund of the Robert R. McCormick Foundation in 1995, a partnership that continued until 2005 when Bears Care incorporated as a 501(c)(3) organization. Bears Care has issued grants totaling over \$27.1 million to over 200 qualifying agencies since 2006.

For additional information on Bears Care programs and upcoming events, or if you wish to make a donation, visit ChicagoBears.com/BearsCare.



The Chicago Bears Football Club is dedicated to making a difference in our community. Our organization inspires positive change and enriches the lives of others through outreach programs, initiatives, and partnerships. We are proud to give back to the community that has supported us since 1920.

EDUCATION

The Chicago Bears reach thousands of students each year through our educational programs. Through strategic collaboration with community and business partners, we offer and support initiatives that promote literacy to students in Kindergarten through 8th grade, provide character education at the middle school and high school levels and honor outstanding teachers in the Chicago area. It is our hope that these initiatives will help foster a love of learning and encourage students to stay in school and continue to pursue their education.



HEALTH AND WELLNESS



The health and wellness of our fans has always been a top priority for the Chicago Bears. Through our Mini Monsters program and partnership with Advocate Kids, we encourage children to PLAY 60 and establish healthy eating and exercise habits that they will carry with them into adulthood. We also try to offer support to our fans who may be experiencing challenging times. We provide assistance in a variety of ways, including delivering teddy bears to young fans in the hospital, offering wish-granting opportunities, collecting coats during the winter season and lending a helping hand to organizations and communities in need.

MILITARY

The Chicago Bears are dedicated to supporting the men and women in the United States Military. Our ties date back to when our founder, George S. Halas, served in the U.S. Navy during both World War I and World War II. We are proud to continue this tradition through numerous initiatives that provide support and show our sincere gratitude to those who serve our country and protect our freedom. Our efforts include honoring outstanding service during each home game at Soldier Field, sending care packages, and providing unique Bears experiences to veterans, active members of the military and their families.



YOUTH FOOTBALL

The Chicago Bears have always taken an active role in offering and supporting a variety of youth football programs and opportunities. We host events that bring youth football coaches and leaders together to share ideas and promote safety which help build a healthy and strong foundation for youth football players. Our partnership with USA Football reiterates the importance of education and certification of coaches, concussion awareness, equipment fitting, Heads Up Tackling and hydration. Through our tackle and flag leagues and skill development clinics, our goal remains the same – to teach and encourage children to play the great game of football.



HIGH SCHOOL FOOTBALL



We are also proud to support high school football in Illinois. Through several recognition programs, we honor high school coaches and players across the state who are making an impact on the field and in their communities. We also celebrate the accomplishments of the eight IHSA state football champions during a Bears home game in December. Additionally, the Bears provide funding to ensure that certified athletic trainers are available at Chicago Public School varsity football games and offer a variety of clinics and camps throughout the year to further players' development. Lastly, The Chicago Bears, Bears Care in partnership with Gatorade, Nike, and Buffalo Wild Wings, work with local leagues to grow girls high school flag football in Illinois.

SOCIAL JUSTICE

The Chicago Bears and Bears Care, alongside our players, have long supported local organizations who are inspiring positive change in the community and advancing our collective commitment to social justice. We continue to take action in our communities and, together, believe we can make a real difference. The players' social justice initiative has invested and raised more than \$1 million through donations and matching grants from the team, Bears Care and NFL Foundation for various organizations. Additionally, the Bears regularly host members of those organizations at Halas Hall for practices and meet-and-greets with the team during the season.



COMMUNITY RELATIONS CONTACT INFORMATION

Matt Simeone	Director of Community & Alumni Relations.....	Matt.Simeone@bears.nfl.net
Jessica Noonan	Comm. Outreach & Alumni Relations Specialist.....	Jessica.Noonan@bears.nfl.net
Kate Rackow	Manager of Comm. Outreach & Alumni Relations.....	Kate.Rackow@bears.nfl.net
Gustavo Silva	Manager of Youth Football & Comm. Programs.....	Gustavo.Silva@bears.nfl.net

ADDITIONAL INFO

2023 NFL Schedule

WEEK 1

Thursday, September 7
 Lions at Chiefs 7:20 PM

Sunday, September 10
 Panthers at Falcons 12:00 PM
 Texans at Ravens 12:00 PM
 Bengals at Browns 12:00 PM
 Jaguars at Colts 12:00 PM
 Buccaneers at Vikings 12:00 PM
 Titans at Saints 12:00 PM
 49ers at Steelers 12:00 PM
 Cardinals at Commanders 12:00 PM
 Packers at Bears 3:25 PM
 Raiders at Broncos 3:25 PM
 Dolphins at Chargers 3:25 PM
 Eagles at Patriots 3:25 PM
 Rams at Seahawks 3:25 PM
 Cowboys at Giants 7:20 PM

Monday, September 11
 Jets at Bills 7:15 PM

WEEK 4

Thursday, September 28
 Lions at Packers 7:15 PM

Sunday, October 1
 Falcons vs Jaguars (London) 9:30 AM
 Dolphins at Bills 12:00 PM
 Vikings at Panthers 12:00 PM
 Broncos at Bears 12:00 PM
 Ravens at Browns 12:00 PM
 Steelers at Texans 12:00 PM
 Rams at Colts 12:00 PM
 Buccaneers at Saints 12:00 PM
 Commanders at Eagles 12:00 PM
 Bengals at Titans 12:00 PM
 Raiders at Chargers 3:05 PM
 Patriots at Cowboys 3:25 PM
 Cardinals at 49ers 3:25 PM
 Chiefs at Jets 7:20 PM

Monday, October 2
 Seahawks at Giants 7:15 PM

WEEK 7

Byes (6): CAR, CIN, DAL, NYJ, TEN, HOU

Thursday, October 19
 Jaguars at Saints 7:15 PM

Sunday, October 22
 Lions at Ravens 12:00 PM
 Raiders at Bears 12:00 PM
 Browns at Colts 12:00 PM
 Bills at Patriots 12:00 PM
 Commanders at Giants 12:00 PM
 Falcons at Buccaneers 12:00 PM
 Steelers at Rams 3:05 PM
 Cardinals at Seahawks 3:05 PM
 Packers at Broncos 3:25 PM
 Chargers at Chiefs 3:25 PM
 Dolphins at Eagles 7:20 PM

Monday, October 23
 49ers at Vikings 7:15 PM

WEEK 2

Thursday, September 14
 Vikings at Eagles 7:15 PM

Sunday, September 17
 Packers at Falcons 12:00 PM
 Raiders at Bills 12:00 PM
 Ravens at Bengals 12:00 PM
 Seahawks at Lions 12:00 PM
 Colts at Texans 12:00 PM
 Chiefs at Jaguars 12:00 PM
 Bears at Buccaneers 12:00 PM
 Chargers at Titans 12:00 PM
 Giants at Cardinals 3:05 PM
 49ers at Rams 3:05 PM
 Jets at Cowboys 3:25 PM
 Commanders at Broncos 3:25 PM
 Dolphins at Patriots 7:20 PM

Monday, September 18
 Saints at Panthers 6:15 PM
 Browns at Steelers 7:15 PM

WEEK 5

Byes (4): CLE, LAC, SEA, TB

Thursday, October 5
 Bears at Commanders 7:15 PM

Sunday, October 8
 Jaguars vs Bills (London) 8:30 AM
 Texans at Falcons 12:00 PM
 Panthers at Lions 12:00 PM
 Titans at Colts 12:00 PM
 Giants at Dolphins 12:00 PM
 Saints at Patriots 12:00 PM
 Ravens at Steelers 12:00 PM
 Bengals at Cardinals 3:05 PM
 Eagles at Rams 3:05 PM
 Jets at Broncos 3:25 PM
 Chiefs at Vikings 3:25 PM
 Cowboys at 49ers 7:20 PM

Monday, October 9
 Packers at Raiders 7:15 PM

WEEK 8

Thursday, October 26
 Buccaneers at Bills 7:15 PM

Sunday, October 29
 Texans at Panthers 12:00 PM
 Rams at Cowboys 12:00 PM
 Vikings at Packers 12:00 PM
 Saints at Colts 12:00 PM
 Patriots at Dolphins 12:00 PM
 Jets at Giants 12:00 PM
 Jaguars at Steelers 12:00 PM
 Falcons at Titans 12:00 PM
 Eagles at Commanders 12:00 PM
 Browns at Seahawks 3:05 PM
 Ravens at Cardinals 3:25 PM
 Chiefs at Broncos 3:25 PM
 Bengals at 49ers 3:25 PM
 Bears at Chargers 7:15 PM

Monday, October 30
 Raiders at Lions 7:15 PM

WEEK 3

Thursday, September 21
 Giants at 49ers 7:15 PM

Sunday, September 24
 Colts at Ravens 12:00 PM
 Titans at Browns 12:00 PM
 Falcons at Lions 12:00 PM
 Saints at Packers 12:00 PM
 Texans at Jaguars 12:00 PM
 Broncos at Dolphins 12:00 PM
 Chargers at Vikings 12:00 PM
 Patriots at Jets 12:00 PM
 Bills at Commanders 12:00 PM
 Panthers at Seahawks 3:05 PM
 Cowboys at Cardinals 3:25 PM
 Bears at Chiefs 3:25 PM
 Steelers at Raiders 7:20 PM

Monday, September 25
 Eagles at Buccaneers 6:15 PM
 Rams at Bengals 7:15 PM

WEEK 6

Byes (2): GB, PIT

Thursday, October 12
 Broncos at Chiefs 7:15 PM

Sunday, October 15
 Ravens vs Titans (London) 8:30 AM
 Commanders at Falcons 12:00 PM
 Vikings at Bears 12:00 PM
 Seahawks at Bengals 12:00 PM
 49ers at Browns 12:00 PM
 Saints at Texans 12:00 PM
 Colts at Jaguars 12:00 PM
 Panthers at Dolphins 12:00 PM
 Lions at Buccaneers 12:00 PM
 Patriots at Raiders 3:05 PM
 Cardinals at Rams 3:25 PM
 Eagles at Jets 3:25 PM
 Giants at Bills 7:20 PM

Monday, October 16
 Cowboys at Chargers 7:15 PM

WEEK 9

Byes (4): DEN, DET, JAX, SF

Thursday, November 2
 Titans at Steelers 7:15 PM

Sunday, November 5
 Dolphins vs Chiefs (Germany) 9:30 AM
 Vikings at Falcons 12:00 PM
 Seahawks at Ravens 12:00 PM
 Cardinals at Browns 12:00 PM
 Rams at Packers 12:00 PM
 Buccaneers at Texans 12:00 PM
 Commanders at Patriots 12:00 PM
 Bears at Saints 12:00 PM
 Colts at Panthers 3:05 PM
 Giants at Raiders 3:25 PM
 Cowboys at Eagles 3:25 PM
 Buffalo Bills at Bengals 7:20 PM

Monday, November 6
 Ravens at Saints 7:15 PM

ADDITIONAL INFO

2023 NFL Schedule

WEEK 10

Byes (4): KC, MIA, PHI, LAR

Thursday, November 9

Panthers at Bears.....7:15 PM

Sunday, November 12

Colts vs Patriots (Germany).....8:30 AM

Browns at Ravens.....12:00 PM

Texans at Bengals.....12:00 PM

49ers at Jaguars.....12:00 PM

Saints at Vikings.....12:00 PM

Packers at Steelers.....12:00 PM

Titans at Buccaneers.....12:00 PM

Falcons at Cardinals.....3:05 PM

Lions at Chargers.....3:05 PM

Giants at Cowboys.....3:25 PM

Commanders at Seahawks.....3:25 PM

Jets at Raiders.....7:20 PM

Monday, November 13

Broncos at Bills.....7:15 PM

WEEK 11

Byes (4): ATL, IND, NE, NO

Thursday, November 16

Bengals at Ravens.....7:15 PM

Sunday, November 19

Cowboys at Panthers.....12:00 PM

Steelers at Browns.....12:00 PM

Bears at Lions.....12:00 PM

Chargers at Packers.....12:00 PM

Cardinals at Texans.....12:00 PM

Titans at Jaguars.....12:00 PM

Raiders at Dolphins.....12:00 PM

Giants at Commanders.....12:00 PM

Buccaneers at 49ers.....3:05 PM

Jets at Bills.....3:25 PM

Seahawks at Rams.....3:25 PM

Vikings at Broncos.....7:20 PM

Monday, November 20

Eagles at Chiefs.....7:15 PM

WEEK 12

Thursday, November 23

Packers at Lions.....11:30 AM

Commanders at Cowboys.....3:30 PM

49ers at Seahawks.....7:20 PM

Friday, November 24

Dolphins at Jets.....2 PM

Sunday, November 26

Saints at Falcons.....12:00 PM

Steelers at Bengals.....12:00 PM

Jaguars at Texans.....12:00 PM

Buccaneers at Colts.....12:00 PM

Patriots at Giants.....12:00 PM

Panthers at Titans.....12:00 PM

Rams at Cardinals.....3:05 PM

Browns at Broncos.....3:05 PM

Chiefs at Raiders.....3:25 PM

Bills at Eagles.....3:25 PM

Ravens at Chargers.....7:20 PM

Monday, November 27

Bears at Vikings.....7:15 PM

WEEK 13

Byes (6): BAL, BUF, CHI, MIN, NYG, LV

Thursday, November 30

Seahawks at Cowboys.....7:15 PM

Sunday, December 3

Chargers at Patriots.....12:00 PM

Lions at Saints.....12:00 PM

Falcons at Jets.....12:00 PM

Cardinals at Steelers.....12:00 PM

Panthers at Buccaneers.....12:00 PM

Colts at Titans.....12:00 PM

Dolphins at Commanders.....12:00 PM

Broncos at Texans.....3:05 PM

Browns at Rams.....3:25 PM

49ers at Eagles.....3:25 PM

Chiefs at Packers.....7:20 PM

Monday, December 4

Bengals at Jaguars.....7:15 PM

WEEK 14

Byes (2): AZ, WAS

Thursday, December 7

Patriots at Steelers.....7:15 PM

Sunday, December 10

Buccaneers at Falcons.....12:00 PM

Rams at Ravens.....12:00 PM

Lions at Bears.....12:00 PM

Colts at Bengals.....12:00 PM

Jaguars at Browns.....12:00 PM

Panthers at Saints.....12:00 PM

Texans at Jets.....12:00 PM

Vikings at Raiders.....3:05 PM

Seahawks at 49ers.....3:05 PM

Bills at Chiefs.....3:25 PM

Broncos at Chargers.....3:25 PM

Eagles at Cowboys.....7:20 PM

Monday, December 11

Titans at Dolphins.....7:15 PM

Packers at Giants.....7:15 PM

WEEK 15

Thursday, December 14

Chargers at Raiders.....7:20 PM

Saturday, December 16

Falcons at Panthers.....TBD

Vikings at Bengals.....TBD

Bears at Browns.....TBD

Broncos at Lions.....TBD

Steelers at Colts.....TBD

Sunday, December 17

Buccaneers at Packers.....12:00 PM

Jets at Dolphins.....12:00 PM

Giants at Saints.....12:00 PM

Texans at Titans.....12:00 PM

49ers at Cardinals.....3:05 PM

Commanders at Rams.....3:05 PM

Cowboys at Bills.....3:25 PM

Eagles at Seahawks.....3:25 PM

Ravens at Jaguars.....7:20 PM

Monday, December 18

Chiefs at Patriots.....8:15 PM

WEEK 16

Thursday, December 21

Saints at Rams.....7:15 PM

Saturday, December 23

Bengals at Steelers.....12:00 PM

Bills at Chargers.....12:00 PM

Sunday, December 24

Colts at Falcons.....12:00 PM

Packers at Panthers.....12:00 PM

Browns at Texans.....12:00 PM

Lions at Vikings.....12:00 PM

Commanders at Jets 1.....12:00 PM

Seahawks at Titans.....12:00 PM

Jaguars at Buccaneers.....3:05 PM

Cardinals at Bears.....3:25 PM

Cowboys at Dolphins.....3:25 PM

Patriots at Broncos.....7:15 PM

Monday, December 25

Raiders at Chiefs.....12:00 PM

Giants at Eagles.....3:30 PM

Ravens at 49ers.....7:15 PM

WEEK 17

Thursday, December 28

Jets at Browns.....7:15 PM

Saturday, December 30

Lions at Cowboys.....7:15 PM

Sunday, December 31

Dolphins at Ravens.....12:00 PM

Patriots at Bills.....12:00 PM

Falcons at Bears.....12:00 PM

Titans at Texans.....12:00 PM

Raiders at Colts.....12:00 PM

Panthers at Jaguars.....12:00 PM

Rams at Giants.....12:00 PM

Cardinals at Eagles.....12:00 PM

Saints at Buccaneers.....12:00 PM

49ers at Commanders.....12:00 PM

Steelers at Seahawks.....3:05 PM

Chargers at Broncos.....3:25 PM

Bengals at Chiefs.....3:25 PM

Packers at Vikings.....7:20 PM

WEEK 18

Saturday, January 6

TBD.....TBD

TBD.....TBD

Sunday, January 7

Seahawks at Cardinals.....TBD

Steelers at Ravens.....TBD

Buccaneers at Panthers.....TBD

Browns at Bengals.....TBD

Vikings at Detroit Lions.....TBD

Bears at Packers.....TBD

Texans at Colts.....TBD

Chiefs at Chargers.....TBD

Broncos at Raiders.....TBD

Bills at Dolphins.....TBD

Jets at Patriots.....TBD

Falcons at Saints.....TBD

Eagles at Giants.....TBD

Rams at 49ers.....TBD

Jaguars at Titans.....TBD

Cowboys at Commanders.....TBD

TENTH SEASON (1)										
NO.	NAME	POS	HT	WT	DOB	AGE	EXP	COLLEGE	HOMETOWN	HOW ACQ.
8	Caïro Santos	K	5-8	175	11-12-91	31	10	Tulane	St. Augustine, Fla.	FA-20
NINTH SEASON (1)										
NO.	NAME	POS	HT	WT	DOB	AGE	EXP	COLLEGE	HOMETOWN	HOW ACQ.
48	Patrick Scales	LS	6-3	226	02-11-88	35	9	Utah State	Louisville, Ky.	WFA-15 (BAU)
EIGHTH SEASON (1)										
NO.	NAME	POS	HT	WT	DOB	AGE	EXP	COLLEGE	HOMETOWN	HOW ACQ.
65	Cody Whitehair	OL	6-3	316	07-11-92	30	8	Kansas State	Kearney, Neb.	D2-16
SEVENTH SEASON (6)										
NO.	NAME	POS	HT	WT	DOB	AGE	EXP	COLLEGE	HOMETOWN	HOW ACQ.
97	Andrew Billings	DT	6-1	311	06-03-95	28	7	Baylor	Waco, Texas	FA-23
55	Dylan Cole	LB	6-0	237	05-19-94	29	7	Missouri State	Springfield, Mo.	FA-23
4	Eddie Jackson	DB	6-0	206	12-10-93	29	7	Alabama	Lauderdale Lakes, Fla.	D4a-17
62	Lucas Patrick	OL	6-6	313	07-30-93	29	7	Duke	Brentwood, Tenn.	UFA-22 (GB)
14	Nathan Peterman	QB	6-2	225	05-04-94	29	7	Pittsburgh	Jacksonville, Fla.	UFA-23
18	Robert Tonyan	TE	6-5	240	04-30-94	29	7	Indiana State	McHenry, Ill.	UFA-23
SIXTH SEASON (9)										
NO.	NAME	POS	HT	WT	DOB	AGE	EXP	COLLEGE	HOMETOWN	HOW ACQ.
23	Adrian Colbert	FS	6-2	205	10-06-93	29	6	Miami	Wichita Falls, Texas	FA-22
92	Andrew Brown	DL	6-3	290	12-30-95	27	6	Virginia	Chesapeake, Va.	FA-22
2	Di Moore	WR	6-0	210	04-14-97	26	6	Maryland	Philadelphia, Pa.	TR-2023
86	Dante Pettis	WR	6-1	195	10-23-95	27	6	Washington	San Clemente, Calif.	UFA-23 (CHI)
95	DeMarcus Walker	DL	6-4	280	09-30-94	28	6	Florida State	Jacksonville, Fla.	UFA-23
19	Equinious St. Brown	WR	6-5	214	09-30-96	26	6	Notre Dame	Anaheim, Calif.	UFA-22 (GB)
93	Justin Jones	DL	6-3	309	08-28-96	26	6	North Carolina State	Austell, Ga.	UFA-22 (LAC)
94	Rasheem Green	DE	6-4	279	05-15-97	26	6	USC	Los Angeles, Calif.	UFA-23
49	Tremaine Edmunds	LB	6-5	250	05-02-98	25	6	Virginia Tech	Ringwood, Va.	UFA-23 (BUF)
FIFTH SEASON (7)										
NO.	NAME	POS	HT	WT	DOB	AGE	EXP	COLLEGE	HOMETOWN	HOW ACQ.
21	D'Onta Foreman	RB	6-1	236	04-24-96	27	5	Texas	Texas City, Texas	UFA-23
27	Greg Stroman	DB	6-0	182	03-08-96	27	5	Virginia Tech	Bristow, Va.	FA-22
35	Khan Blasingame	FB	6-0	233	07-01-96	26	5	Vanderbilt	New Market, Ala.	UFA-22 (TEN)
64	Nate Davis	C	6-3	315	09-23-99	24	5	Charlotte	Achburn, Va.	D3-19
83	Nsimba Webster	WR	5-10	180	01-27-96	27	5	Eastern Washington	Antioch, Calif.	UFA-22 (CHI)
53	J.T. Edwards	LB	6-1	242	08-12-96	26	5	Wisconsin	Lake Villa, Ill.	WFA-23
20	Travis Homer	RB	5-10	202	08-07-98	24	5	Miami	West Palm Beach, Fla.	UFA-23
FOURTH SEASON (8)										
NO.	NAME	POS	HT	WT	DOB	AGE	EXP	COLLEGE	HOMETOWN	HOW ACQ.
10	Chase Claypool	WR	6-4	238	07-07-98	24	4	Notre Dame	Abbotsford, British Columbia, Canada	TR-2022
85	Cole Kmet	TE	6-6	260	03-10-99	24	4	Notre Dame	Lake Barrington, Ill.	D2a-20
11	Darnell Mooney	WR	5-11	173	10-29-97	25	4	Tulane	Gadsden, Ala.	D5c-20
90	AJAY Holmes	DL	6-5	277	01-25-96	24	4	Ohio State	Nordli, Va.	FA-23
33	Jaylon Johnson	DB	6-0	196	04-19-99	24	4	Utah State	Fresno, Calif.	D5a-20
22	Kindle Wildor	DB	5-11	189	12-11-97	25	4	Georgia Southern	College Park, Ga.	D5b-20
15	PJ Walker	QB	5-11	210	02-26-95	28	4	Temple	Elizabeth, N.J.	UFA-23
99	Trevin Gipson	DE	6-4	263	06-13-97	26	4	Tulsa	Cedar Hill, Texas	D5a-20
THIRD SEASON (6)										
NO.	NAME	POS	HT	WT	DOB	AGE	EXP	COLLEGE	HOMETOWN	HOW ACQ.
1	Justin Fields	QB	6-3	228	03-05-99	24	3	Ohio State	Kennsaw, Ga.	D1-21
24	Khalil Herbert	RB	5-9	212	04-21-98	25	3	Virginia Tech	Fort Lauderdale, Fla.	D6a-21
75	Larry Borom	OL	6-5	333	03-30-99	24	3	Missouri	Detroit, Mich.	D5-21
36	Michael Ojemudia	DB	6-1	200	02-12-97	25	3	Iowa	Farmington Hills, Mich.	D3a-20
52	Terrell Lewis	DL	6-5	262	08-25-98	24	3	Alabama	Washington, D.C.	WFA-23
76	Teven Jenkins	OL	6-6	321	03-03-98	25	3	Oklahoma State	Topeka, Kan.	D2-21
SECOND SEASON (19)										
NO.	NAME	POS	HT	WT	DOB	AGE	EXP	COLLEGE	HOMETOWN	HOW ACQ.
83	A.J. Thomas	DL	6-2	220	09-18-99	24	2	Western Michigan	Detroit, Mich.	WFA-22(CH)
72	Alex Leatherwood	OL	6-5	312	01-05-99	24	2	Alabama	Pensacola, Fla.	WFA-22 (LV)
70	Braxton Jones	OL	6-5	310	03-27-99	24	2	Southern Utah	Murray, Utah	D5a-22
60	Dieter Eiselein	OL	6-4	320	06-10-96	27	2	Vale	Stellenbosch, South Africa	UFA-20
91	Dominique Robinson	DL	6-5	252	07-02-98	24	2	Miami (OH)	Canton, Ohio	D5b-22
67	Elijah Hicks	DB	5-11	200	10-16-99	23	2	California	Long Beach, Calif.	D7b-22
69	Ja'Tyre Carter	OL	6-3	311	01-15-99	24	2	Southern	White Christie, La.	D7a-22
57	Jack Sanborn	TE	6-2	234	07-29-00	22	2	Wisconsin	Deer Park, Ill.	UFA-22
81	Kyle Tonges	LB	6-4	240	07-08-99	23	2	California	Los Gatos, Calif.	UFA-22
9	Jaquean Brierke	DB	6-1	200	06-20-99	24	2	Penn State	Pittsburgh, Pa.	D2b-22
31	Jaylon Jones	DB	6-1	190	10-14-97	24	2	Ole Miss	Allen, Texas	D5a-22
80	Joe Reed	WR	6-0	224	01-04-98	25	2	Virginia	Charlotte Court House, Va.	FA-23
39	Josh Ballard	DB	6-0	175	04-05-99	24	2	Duke	Burford, Ga.	WFA-22 (PHI)
6	Kyle Gordon	DE	6-0	200	12-17-99	23	2	Washington	Mukitree, Wash.	D2a-22
88	Stephen Carlson	TE	6-4	240	12-12-96	23	2	Princeton	Jamestown, N.Y.	FA-23
50	Sterling Weatherford	LB	6-4	224	01-26-99	24	2	Miami (OH)	Cicero, Ill.	WFA-22 (IND)
16	Trenton Gill	P	6-4	219	01-01-99	24	2	North Carolina State	Hillsborough, N.C.	D7c-22
25	Trestan Ebron	RB	5-11	206	01-02-99	24	2	Baylor	Henderson, Texas	D6b-22
12	Velus Jones Jr.	WR	6-0	200	05-11-97	26	2	Tennessee	Saraland, Ala.	D3-22
FIRST SEASON (9)										
NO.	NAME	POS	HT	WT	DOB	AGE	EXP	COLLEGE	HOMETOWN	HOW ACQ.
87	Chase Allen	TE	6-6	251	07-09-97	25	1	Iowa State	Nixa, Mo.	WFA-22 (CHI)
82	Daurice Fountain	WR	6-2	210	12-22-95	27	1	Northern Iowa	Madison, Wis.	FA-23
43	DeMarquis Gates	DL	6-2	221	05-07-96	27	1	Mississippi	Hampton, Ga.	WFA-22(CH)
67	Donovan Jeter	DL	6-3	325	12-07-98	24	1	Michigan	Beaver Falls, Pa.	UFA-23
68	Doug Kramer	OL	6-2	300	06-04-98	25	1	Illinois	Hinsdale, Ill.	D6c-22
78	Kellen Diesch	T	6-7	300	08-23-97	25	1	Arizona State	Trophy Club, Texas	WFA-22 (MIA)
46	Kuony Deng	TE	6-6	240	08-17-98	24	1	California	Alde, Va.	CFA-22
67	Roy Mbarekela	LB	6-9	320	02-13-00	23	1	N/A	Benin City, Edo State, Nigeria	FA-23
17	Ryan Anderson	P	6-1	203	05-02-95	28	1	Rutgers	Dewitt, Mich.	FA-23
ROOKIE (24)										
NO.	NAME	POS	HT	WT	DOB	AGE	EXP	COLLEGE	HOMETOWN	HOW ACQ.
37	Andre Symm	K	6-0	200	09-26-98	24	0	R Syracuse	Lennon Hills, Ill.	UFA-23
84	Aron Cruikshank	DB	5-9	165	09-07-00	22	0	R Rutgers	Brooklyn, N.Y.	UFA-23
45	Bralen Trathan	DB	5-11	196	11-21-98	24	0	R Louisiana-Lafayette	Vernon Hills, Ill.	UFA-23
58	D'Anthony Jones	DL	6-2	270	01-01-00	23	0	R Houston	Lawndale, Calif.	UFA-23
63	Darnell Wright	OL	6-6	335	08-10-01	21	0	R Tennessee	Huntington, W.V.	D1-23
79	Gabriel Houy	OL	6-6	306	02-08-99	24	0	R Pittsburgh	Pittsburgh	UFA-23
88	Gervon Dexter Sr.	TE	6-4	312	10-05-01	21	0	R Florida	Lake Wales, Fla.	D2a-23
59	Jalen Harris	DL	6-4	257	02-26-99	24	0	R Arizona	Gilbert, Ariz.	UFA-23
63	Josh Lugg	OL	6-6	316	01-01-00	23	0	R Notre Dame	Wexford, Pa.	UFA-23
36	Kendall Williamson	DB	6-0	203	08-24-00	22	0	R Stanford	Snellville, Ga.	D7b-23
74	Lorenz Metz	OL	6-9	316	03-07-99	24	0	R Cincinnati	Neudorf, Germany	UFA-23
25	Maxon Clark	DB	5-11	203	07-21-99	23	0	R Tulane	St. Rose, La.	UFA-23
47	Micah Baskerville	OL	6-0	224	10-19-99	23	0	R LSU	Shreveport, La.	UFA-23
44	Noah Sewell	LB	6-2	246	04-26-02	21	0	R Oregon	Malaemi, American Samoa	D5a-23
45	Robert Burns	FB	5-11	222	09-25-98	24	0	R Connecticut	Miami, Fla.	UFA-23
71	Robert Haskins	OL	6-5	297	11-15-98	24	0	R USC	Fairfield, Conn.	UFA-23
30	Roschon Johnson	RB	6-2	222	01-31-01	22	0	R Texas	Port Arthur, Texas	D4a-23
32	Terrell Smith	DB	6-1	204	07-27-99	23	0	R Minnesota	Snellville, Ga.	D5b-23
38	Thyrick Pitts	WR	6-1	201	04-08-01	22	0	R Delaware	Manassas, Va.	D5a-23
73	Travis Bell	DL	6-0	310	10-27-98	24	0	R Kennesaw State	Montgomery, Ala.	D7a-23
13	Tyler Scott	OL	6-5	305	10-12-01	21	0	R Cincinnati	Norton, Ohio	D2b-23
29	Tyrique Stevenson	DB	6-0	214	05-26-00	23	0	R University of Miami (Fla.)	Miami	D2b-23
17	Tyson Bagent	QB	6-3	213	06-08-00	23	0	R Shepherd	Martinsburg, W.V.	UFA-23
96	Zach Pickens	DL	6-4	304	03-06-00	23	0	R South Carolina	Anderson, S.C.	D3-23

QUARTERBACKS (4)										
NO.	NAME	POS	HT	WT	DOB	AGE	EXP	COLLEGE	HOMETOWN	HOW ACQ.
1	Justin Fields	QB	6-3	228	1999-03-05	24	3	Ohio State	Kennessa, Ga.	D1-21
14	Nathan Peterman	QB	6-2	225	1994-05-04	29	7	Pittsburgh	Jacksonville, Fla.	UFA-23
15	PJ Walker	QB	5-11	210	1995-02-26	28	4	Temple	Elizabeth, N.J.	UFA-23
17	Tyson Bagent	QB	6-3	213	2000-06-08	23	8	Shepherd	Martinsburg, W.V.	UFA-23
RUNNING BACKS (7)										
NO.	NAME	POS	HT	WT	DOB	AGE	EXP	COLLEGE	HOMETOWN	HOW ACQ.
21	D'Onta Foreman	RB	6-1	236	1996-04-24	27	5	Texas	Texas City, Texas	UFA-23
24	Khalil Herbert	RB	5-9	212	1998-04-21	25	3	Virginia Tech	Fort Lauderdale, Fla.	D6a-21
35	Khalil Blasimgame	FB	6-0	233	1996-07-01	26	5	Vanderbilt	New Market, Texas	UFA-23 (TEN)
45	Robert Burns	FB	5-11	222	1998-09-25	24	8	Connecticut	Miami, Fla.	UFA-23
30	Roschon Johnson	RB	6-2	222	2001-01-31	22	8	North Carolina	Port Arthur, Texas	D4a-23
20	Travis Homer	RB	5-10	202	1998-08-07	24	5	Miami	West Palm Beach, Fla.	UFA-23
25	Trestan Ebner	RB	5-11	206	1999-01-02	24	2	Baylor	Henderson, Texas	D6b-22
WIDE RECEIVERS (12)										
NO.	NAME	POS	HT	WT	DOB	AGE	EXP	COLLEGE	HOMETOWN	HOW ACQ.
84	Aron Cruickshank	WR	5-9	165	2000-09-07	22	8	Rutgers	Brooklyn, NY	UFA-23
10	Chase Claypool	WR	6-4	238	1998-07-07	24	4	Notre Dame	Abbotsford, British Columbia, Canada	TR-2022
2	DJ Moore	WR	6-0	210	1997-04-14	26	6	Maryland	Philadelphia, Pa.	TR-2023
86	Dante Pettis	WR	6-1	195	1995-10-23	27	6	Washington	San Clemente, Calif.	UFA-23 (CHI)
11	Darnell Mooney	WR	5-11	173	1997-10-29	25	4	Tulane	Gadsden, Ala.	D5c-20
62	Deaurice Fountain	WR	6-2	210	1995-12-22	27	1	Northern Iowa	Mason, WI	FA-23
19	Equanimeous St. Brown	WR	6-5	214	1996-09-30	26	6	Notre Dame	Anaheim, Calif.	UFA-22 (GB)
80	Joe Reed	WR	6-0	224	1998-01-04	25	2	Virginia	Charlotte Court House, Va.	FA-23
83	Nsimba Webster	WR	5-10	180	1996-01-27	27	5	Eastern Washington	Antioch, Calif.	UFA-22 (CHI)
38	Thyric Pitts	WR	6-1	201	2001-04-08	22	8	Delaware	Manassas, Va.	UFA-23
13	Tyler Scott	WR	5-11	185	2001-10-12	21	8	Cincinnati	Norland, Ohio	D4b-23
12	Velus Jones Jr.	WR	6-0	200	1997-05-11	26	2	Tennessee	Sartonia, Ala.	D3-22
TIGHT ENDS (5)										
NO.	NAME	POS	HT	WT	DOB	AGE	EXP	COLLEGE	HOMETOWN	HOW ACQ.
87	Chase Allen	TE	6-6	251	1997-07-09	25	1	Iowa State	Nixa, Mo.	WFA-22 (CHI)
85	Cole Kmet	TE	6-6	260	1999-03-10	24	4	Notre Dame	Lake Harry, Ill.	D2a-20
81	Jake Tonges	TE	6-4	240	1999-07-08	23	2	California	Los Gatos, Calif.	UFA-23
18	Robert Tonyan	TE	6-5	240	1994-04-30	29	7	Indiana State	McHenry, Ill.	UFA-23
88	Stephen Carlson	TE	6-4	240	1996-12-12	26	2	Princeton	Jamestown, N.Y.	FA-23
OFFENSIVE LINE (17)										
NO.	NAME	POS	HT	WT	DOB	AGE	EXP	COLLEGE	HOMETOWN	HOW ACQ.
72	Alex Leatherwood	OL	6-5	312	1999-01-05	24	2	Alabama	Pensacola, Fla.	WFA-22 (LV)
70	Braxton Jones	OL	6-5	310	1999-03-27	24	2	Southern Utah	Murray, Utah	D5a-22
65	Cody Whitehair	OL	6-3	316	1992-07-11	30	8	Kansas State	Kearney, Neb.	D2-16
58	Darnell Wright	OL	6-6	335	2001-08-10	21	8	Tennessee	Huntington, W.V.	D1-23
60	Dieter Eiselein	OL	6-4	320	1996-06-10	27	2	Yale	Stellenbosch, South Africa	UFA-20
68	Doug Kramer	OL	6-2	300	1998-06-04	25	1	Illinois	Hinsdale, Ill.	D6c-22
79	Gabriel Houy	OL	6-6	306	1998-02-08	24	8	Pittsburgh	Pittsburgh	UFA-23
69	Ja'Tyre Carter	OL	6-3	311	1999-01-15	24	2	Southern	White Castle, La.	D7a-22
63	Josh Lugb	OL	6-6	316	2000-01-01	23	8	Notre Dame	Wexford, Pa.	UFA-23
78	Kellen Diesch	T	6-7	300	1997-08-23	25	1	Arizona State	Trophy Club, Texas	WFA-22 (MIA)
75	Larry Borom	OL	6-5	333	1999-03-30	24	3	Missouri	Detroit, Mich.	D5-21
74	Lorenz Metz	OL	6-9	316	1999-03-07	24	8	Cincinnati	Neötting, Germany	UFA-23
62	Lucas Patrick	OL	6-3	313	1993-03-07	29	7	Duke	Brentwood, Tenn.	UFA-22 (GB)
64	Nate Davis	G	6-3	316	1996-09-23	26	5	Charlotte	Ashburn, Va.	D3-19
71	Robert Haskins	OL	6-5	297	1998-11-15	24	8	USC	Fairfield, Conn.	UFA-23
67	Roy Mbaeteka	T	6-9	320	2000-02-13	23	1	N/A	Benin City, Edo State, Nigeria	FA-23
76	Teven Jenkins	OL	6-6	321	1998-03-03	25	3	Oklahoma State	Topeka, Kan.	D2-21
LINEBACKERS (9)										
NO.	NAME	POS	HT	WT	DOB	AGE	EXP	COLLEGE	HOMETOWN	HOW ACQ.
43	DeMarquus Gates	LB	6-2	221	1996-03-07	27	1	Mississippi	Hampton, Ga.	WFA-22 (CHI)
55	Dylan Cole	LB	6-0	237	1994-05-19	29	7	Missouri State	Springfield, Mo.	FA-23
57	Jack Sanborn	LB	6-2	234	2000-07-29	22	2	Wisconsin	Deer Park, Ill.	UFA-22
46	Kuony Deng	LB	6-6	240	1998-08-17	24	1	California	Aldie, Va.	CFA - '22
47	Micha Bakerville	LB	6-0	224	1999-10-19	23	8	LSU	Shreveport, La.	UFA-23
44	Noah Sewell	LB	6-2	246	2002-06-06	21	8	Oregon	Malaikeni, American Samoa	D5a-23
50	Sterling Weatherford	LB	6-4	224	1999-01-26	24	2	Miami (OH)	Cicero, IN	WFA-22 (IND)
53	T.J. Edwards	LB	6-1	242	1996-08-12	26	5	Wisconsin	Lake Villa, IL	UFA-23
49	Tremane Edmunds	LB	6-5	250	1998-05-02	25	6	Virginia Tech	Ringgold, Va.	UFA-23 (BUF)
DEFENSIVE BACKS (17)										
NO.	NAME	POS	HT	WT	DOB	AGE	EXP	COLLEGE	HOMETOWN	HOW ACQ.
38	A.J. Thomas	DB	6-2	220	1999-09-18	23	2	Western Michigan	Detroit, Mich.	WFA-22 (CHI)
23	Adrian Colbert	FS	6-2	205	1993-10-06	29	6	Miami	Wichita Falls, Texas	FA-22
45	Bralen Trahan	DB	5-11	196	1998-11-21	24	8	Louisiana-Lafayette	Lafayette, La.	UFA-23
4	Eddie Jackson	DB	6-0	206	1993-12-10	29	7	Alabama	Lauderdale Lakes, Fla.	D4a-17
37	Elijah Hicks	DB	5-11	200	1999-10-16	23	2	California	Long Beach, Calif.	D7b-22
27	Greg Stroman Jr.	DB	6-0	182	1996-03-08	27	5	Virginia Tech	Bristow, Va.	FA-22
9	Jaquan Brisker	DB	6-1	200	1999-04-20	24	2	Penn State	Pittsburgh, Pa.	D2b-22
33	Jaylon Johnson	DB	6-0	196	1999-04-19	24	4	Utah	Fresno, Calif.	D2b-20
31	Jaylon Jones	DB	5-11	190	1997-10-14	25	2	Ole Miss	Allen, Texas	UFA-22
39	Josh Blackwell	DB	6-0	175	1999-04-05	24	2	Duke	Burford, Ga.	UFA-22 (PHI)
36	Kendall Williamson	DB	6-0	203	2000-08-24	22	8	Stanford	Snellville, Ga.	D7b-23
22	Kindle Vidlor	DB	5-11	189	1997-11-11	25	4	Georgia Southern	College Park, Ga.	D5a-20
6	Kyler Gordon	DB	6-0	200	1999-12-17	23	2	Washington	Mukitono, Wash.	D2a-22
25	Macon Clark	DB	5-11	203	1999-07-21	23	8	Tulane	St. Rose, La.	UFA-23
26	Michael Ojemudia	DB	6-1	200	1997-09-12	25	3	Iowa	Farmington Hills, Mich.	D3a-20
32	Treil Smith	DB	6-1	204	1999-07-27	23	8	Minnesota	Snellville, Ga.	D5b-23
29	Tyrique Stevenson	DB	6-0	214	2000-05-26	23	8	University of Miami (Fla.)	Miami	D2b-23
DEFENSIVE LINE (15)										
NO.	NAME	POS	HT	WT	DOB	AGE	EXP	COLLEGE	HOMETOWN	HOW ACQ.
87	Andrew Billings	DT	6-1	311	1995-06-03	28	7	Baylor	Waco, Texas	FA-23
89	Andrew Brown	DL	6-3	290	1995-12-30	27	6	Virginia	Chesapeake, Va.	FA-22
63	D'Anthony Jones	DL	6-2	270	2000-01-01	23	8	Houston	Lawndale, Calif.	UFA-23
95	DeMarcus Walker	DL	6-4	280	1994-05-20	28	6	Florida State	Jacksonville, Fla.	UFA-23
91	Dominique Robinson	DL	6-5	253	1998-07-02	24	2	Miami (OH)	Canton, Ohio	D5b-22
67	Donovan Jeter	DL	6-3	325	1998-12-07	24	1	Michigan	Beaver Falls, Pa.	UFA 23
88	Gervon Dexter Sr.	DL	6-6	312	2001-10-05	21	8	Florida	Lake Wales, Fla.	D2a-23
59	Jalen Harris	DL	6-4	257	1999-02-26	24	8	Arizona	Gilbert, Ariz.	UFA-23
90	Jahny Holmes	DL	6-5	277	1996-01-25	27	4	Ohio State	Norfolk, Va.	FA-23
93	Justin Jones	DL	6-3	300	1996-08-28	26	6	North Carolina State	Austin, Ga.	UFA-22 (LAC)
94	Rasheem Green	DL	6-4	279	1997-05-15	26	6	UCSC	Los Angeles, Calif.	FA-23
52	Terrell Lewis	DL	6-5	262	1998-08-25	24	3	Alabama	Washington, D.C.	WFA-23
73	Travis Bell	DL	6-0	310	1998-10-27	24	8	Kennesaw State	Montgomery, Ala.	D7a-23
99	Travis Gipson	DE	6-4	263	1997-06-13	26	4	Tulsa	Cedar Hill, Texas	D5a-20
96	Zach Pickers	DL	6-4	304	2000-03-06	23	8	South Carolina	Anderson, S.C.	D3-23
SPECIALISTS (5)										
NO.	NAME	POS	HT	WT	DOB	AGE	EXP	COLLEGE	HOMETOWN	HOW ACQ.
37	Andre Symt	K	6-0	200	1998-09-26	24	8	Syracuse	Vernon Hills, Ill.	UFA-23
8	Caio Santos	K	5-8	175	1991-11-12	31	10	Tulane	St. Augustine, Fla.	FA-20
48	Patrick Scates	LS	6-3	226	1988-02-11	35	9	Utah State	Louisville, Ky.	WFA-15 (BAL)
17	Ryan Anderson	P	6-1	203	1995-05-02	28	1	Rutgers	Dewitt, Mich.	FA-23
16	Trenton Gill	P	6-4	219	1999-01-01	24	2	North Carolina State	Hillsborough, N.C.	D7c-22

ADDITIONAL INFO



THANK YOU

FOR 40 YEARS!



TED PHILLIPS

Former Chicago Bears
President and CEO

“ I will always bleed blue and orange and forever be proud to be a part of the Chicago Bears family. ”



2023 SEASON

SCHEDULE

2023 PRESEASON

SAT	AUG 12	TITANS	NOON	FOX
Sat	Aug 19	at Indianapolis	6:00pm	FOX
SAT	AUG 26	BILLS	NOON	FOX

2023 REGULAR SEASON

SUN	SEP 10	PACKERS	3:25PM	FOX
Sun	Sep 17	at Tampa Bay	Noon	FOX
Sun	Sep 24	at Kansas City	3:25pm	FOX
SUN	OCT 1	BRONCOS	NOON	CBS
Thu	Oct 5	at Washington	7:15pm	PRIME*
SUN	OCT 15	VIKINGS	NOON	FOX*
SUN	OCT 22	RAIDERS	NOON	FOX*
Sun	Oct 29	at LA Chargers	7:20pm	NBC*
Sun	Nov 5	at New Orleans	Noon	CBS*
THU	NOV 9	PANTHERS	7:15PM	PRIME*
Sun	Nov 19	at Detroit	Noon	FOX*
Mon	Nov 27	at Minnesota	7:15pm	ESPN†
Sun	Dec 3	Bye Week		
SUN	DEC 10	LIONS	NOON	FOX*
TBD	Dec	at Cleveland	TBD	TBD†
SUN	DEC 24	CARDINALS	3:25PM	FOX*
SUN	DEC 31	FALCONS	NOON	CBS*
TBD	Jan	at Green Bay	TBD	TBD†

All games Central Time. **HOME GAMES IN CAPS**

* Game time subject to flexible scheduling beginning Week 5

† Date and time subject to change beginning Week 12