

Foundation non-earmarked – core funds (USD)

CONTRIBUTORS IN 2023

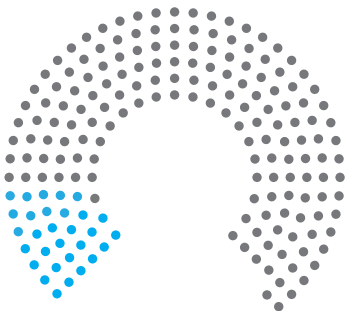
Germany	1,093,502
United States of America	600,000
Azerbaijan	500,000
China	350,000
France	252,193
Malaysia	200,000
Spain	188,781
South Africa	160,000
Namibia	150,000
Portugal	125,000
India	100,000
Kenya	100,000
Republic of Korea	76,405
Mauritius*	75,000
Cyprus	53,937
Slovak Republic	53,706
Indonesia	50,000
Mexico*	50,000
Philippines	50,000
Burkina Faso	48,702
Benin*	47,993
Japan	30,011
Singapore	30,000
Burundi	10,000
Zimbabwe	8,002
Pakistan	5,824
Dominican Republic	5,000
Israel*	6,426
Somalia*	2,500
Total	4,426,567

NEW CONTRIBUTORS

- Burundi
- Benin
- Cyprus
- Indonesia
- Comebacks
- Namibia
- Slovakia
- Zimbabwe

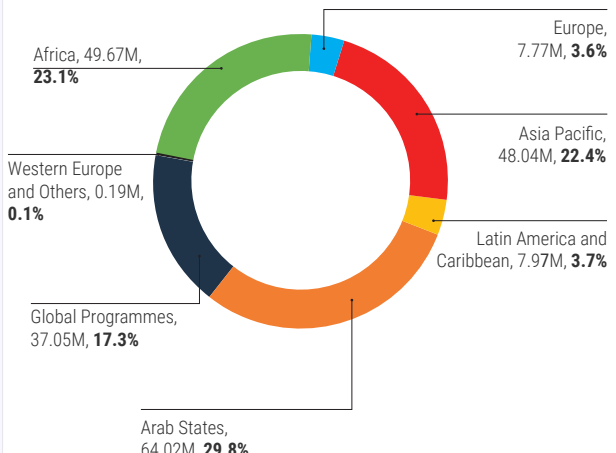
* Contributions from Burkina Faso, Mauritius and Mexico include arrears from previous years

NUMBER AND CATEGORY OF MEMBER STATE CONTRIBUTORS OUT OF 193



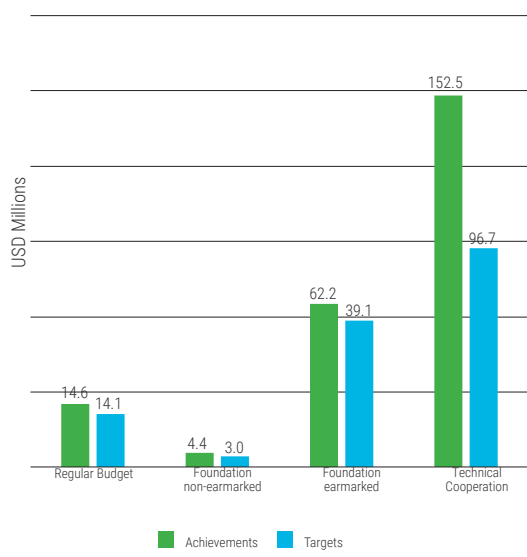
● 30 Contributors ● 0 Pledges ● 163 non-contributors

2023 earmarked income allocation by UN-Habitat implementing region



UN-Habitat is grateful for contributions received and appeals to Member States to provide **early core contributions for 2023**

2023 work programme overview



*Income for 2023 for Foundation non-earmarked of USD 272,459 received for previous years.

Cash contributions of **USD 207.1 million** received for existing grants.

Earmarked funds in USD*

MEMBER STATES CONTRIBUTORS IN 2023

European Commission	55.55
Germany	15.57
Spain	11.46
Egypt	10.20
Japan	8.26
China	6.32
Republic of Korea	5.00
United States of America	3.17
Sweden	2.67
Netherlands	2.41
Italy	1.91
Bahrain	.98
Azerbaijan	.90
Saudi Arabia	.75
Tunisia	.50
Democratic Republic of Congo	.38
France	.33
Slovak Republic	.27
Kuwait	.25
Monaco	.25
Lao PDR	.21
Poland	.18
Senegal	.13
India	.05
Finland	.02
Zambia	.02
Morocco	.02
Botswana	.00
Total	127.75

* Most income agreements cover multiple years
*The amount of acquisition received in currencies other than USD may have changed as compare to the previous interim reports due to the change of the foreign exchange rate

OTHER DONORS CONTRIBUTORS IN 2023

UN Agencies	32.37
The Adaptation Fund Board	31.52
Wuppertal Institute for Climate, Environment and Energy	3.90
Association of Southeast Asian Nations Asean Secretariat	3.32
State of Alagoas, Brazil	2.95
Bill and Melinda Gates Foundation	2.07
Rio de Janeiro, Brazil	1.70
The Federal Investment Council	1.34
Hsbc Bank Middle East Limited	.92
Alwaleed Philanthropies	.85
Municipality of Queretaro, Mexico	.80
Aga Khan Agency for Habitat	.65
Municipality of Uskudar	.40
The Catalan Agency for Development Cooperation (ACCD)	.31
Wuhan planning and design institute China	.30
Sandals Foundation Limited	.27
Municipality of Mokolo	.25
Union Of Municipalities Of Turkiye	.25
Norwegian Retailers Environment Fund	.24
Al-Mestakbel Al-Raqmi for communications and information technology	.23
Municipality of Sao Goncalo	.23
C40 Cities Climate Leadership Group	.22
Block by Block	.20
Basque Country, Spain	.19
World Bank	.18
KE STP company BV shell STP	.17
Municipality de Juiz de Fora	.15
Dubai Municipality	.15
iSoftStone Smart Technology Company	.15
People's Government of Weihai	.15
Here be Dragon - Investment Groups HBD Tourism Investments	.14
Ahmed Farid Mustapha Consultants	.10
Islamic Development Bank	.08
Association of the Swedish Engineering Industries	.06
Barcelona Metropolitan Area	.05
Groups of donors to UNHA	.05
Communate Urbaine de Douala	.05
Arcadis Nederland BV	.04
Technical University of Berlin	.03
Public donation	.02
RX France	.01
Total	87.07

2023 income from donors by contributing region

United Nations Region	Core	Earmarked
Africa***	0.60M	12.34M
Asia Pacific***	0.95M	27.97M
Eastern Europe	0.56M	0.27M
Latin America and the Caribbean	0.06M	7.49M
Western Europe and Others Group***	2.34M	102.03M
Global (Including UN Agencies)	-	64.55M

***Contributions from Arab States such as, Bahrain, and Kuwait is represented under Asia Pacific.
***Contributions from Arab States such as Egypt is represented under Africa.
*The amount of acquisition received in currencies other than USD may have changed as compare to the previous interim reports due to the change of the foreign exchange rate

RECENT PUBLICATIONS

Rescuing SDG 11 for a resilient urban planet

Building Bridges: Executive Director's Report (2018-2023)

Annual report 2022

The State of Arab Cities Report 2022

UPCOMING EVENTS

- 7 – 9 FEB 2024** World Sustainable Development Summit
New Delhi, India
- 20 – 23 FEB 2024** The Asia-Pacific Forum on Sustainable Development
Bangkok, Thailand
- 26 FEB – 1 MARCH 2024** The United Nations Environment Assembly
Nairobi, Kenya

Corporate Social Media

Twitter and Facebook: @UNHABITAT
Instagram: @unhabitat

Executive Director's social media:

Twitter: @MaimunahSharif
Facebook: @UNHabitatMaimunah
Instagram: maimunahsharif



