


Introduction to Phabricator

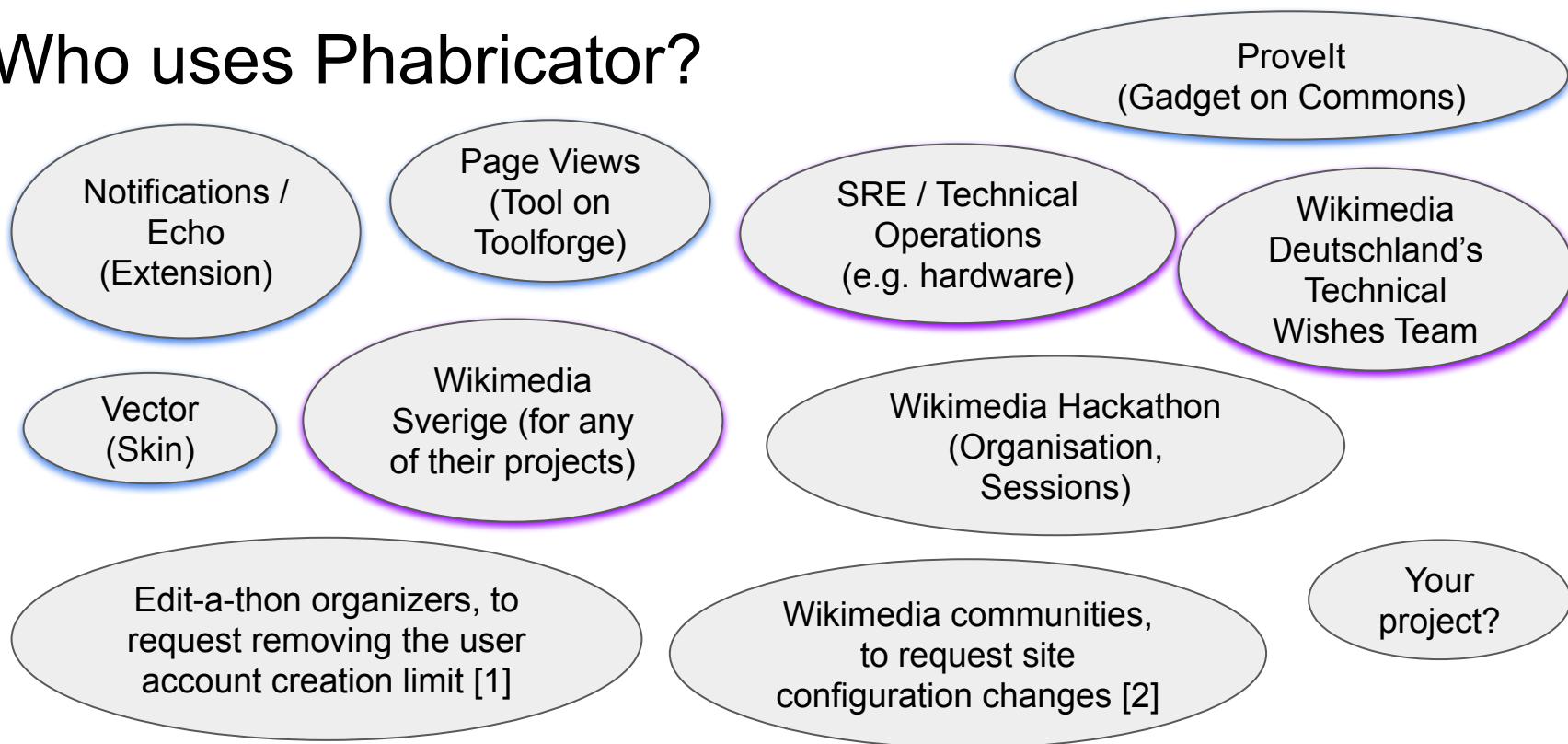
Slides by Birgit Müller and Andre Klapper

Phabricator

- Project management tool, primarily for software projects
- Management of "tasks"
- Easier collaboration / working together



Who uses Phabricator?



- [1] https://meta.wikimedia.org/wiki/Mass_account_creation
- [2] https://meta.wikimedia.org/wiki/Requesting_wiki_configuration_changes

Who uses Phabricator?

- Technically interested people, authors ...
- Developers
- Product managers
- Testers
- Deployers
- People doing communication
- Designers
- Translators
- Documentation writers
- Triagers
- Analysts
- Organizers of events
- ...

Tasks, Metadata fields, Projects


- Tasks (e.g. individual tasks, software bug reports, feature requests) with a description and further comments
- Associated projects (tags)
- Further metadata (Status, Priority, Assignee, Author, Subscribers, etc.)

! Make diff bars distinguishable

Open, Normal


Public

Tags

 Revision-Slider (Backlog)

 Design (Incoming)

 TCB-Team (Revision Slider)

 German-Community-Wishlist (Incoming)

 WMDE-Design (Incoming)

Subscribers

[WMDE-leszek](#), [Lea_WMDE](#), [Aklapper](#)

Assigned To



[Jan_Dittrich](#)

Authored By



[Lea_WMDE](#), Mon, Aug 15

Projects and teams

- If you want to develop something yourself, you need a project.
- Tasks get associated to projects.
- Projects can have members.






WMDE-Design  Group

✓ Active

Public

DESCRIPTION

Project of the design team from WMDE. Similar to  WMF-Design . Mostly working on design-related tasks for  Wikidata and  TCB-Team .

Members (13)

 View All



Lea_WMDE (Lea Voget)

 Product Manager




gabriel-wmde (Gabriel Birke)

 User



Abraham (Abraham Taherivand)

 Head of Software Development
WMDE

Projects and their workboards

- A project can have a workboard which simplifies planning.
- Workboards have columns. Tasks associated to the project are shown as cards in the columns.
- Drag and drop of cards is supported.

The screenshot displays the Phabricator interface for a workboard. The top navigation bar includes the Phabricator logo, a search bar, and various utility icons. The main content area is titled "Projects > WMDE-Design > Workboard".

The workboard is organized into three columns:

- Incoming (Default)**: Contains two task cards. The first is T218402, "Make statement groups clickable and append property IDs to the URLs", with tags for Wikidata and Design. The second is T213270, "Possibility to use both versions of a paragraph in two-col-conflict", with tags for Two-Column-Edit-Conflict-Merge, TCB-Team, and Design.
- Doing**: Contains one task card, T182178, "Add given data to confirmation pages after donating/applying for membership", with tags for WMDE-FUN-Team, WMDE-Fundraising-Tech, and Design.
- Some Subproject**: Contains two task cards. The first is T188516, "Move field for email address out of address section", with tags for WMDE-Fundraising-Tech, WMDE-FUN-Team, and Story. The second is T160739, "Add an entry point to revision slider from the history page", with tags for Revision-Slider, German-Community-Wishlist, and WMDE-FUN-Team.

The left sidebar shows navigation options: WMDE-Design, Workboard, Open Tasks, and Reports. The bottom of the interface features a dark blue footer with the Phabricator logo and name.

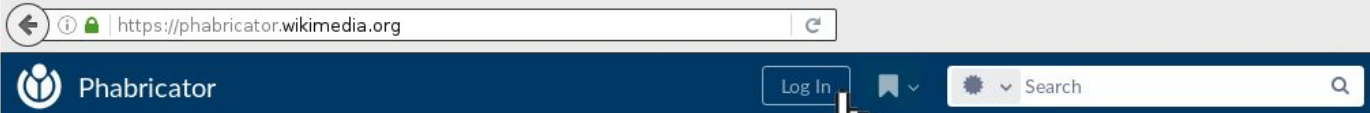
Setting priorities of tasks

- Priority values: needs triage, lowest, low, normal, high, unbreak now!
- Priorities express the urgency of a task.
- Maintainers, developers, product managers set the priorities.
- https://www.mediawiki.org/wiki/Phabricator/Project_management#Setting_task_priorities


Questions so far?

Practical part

Account registration

- 

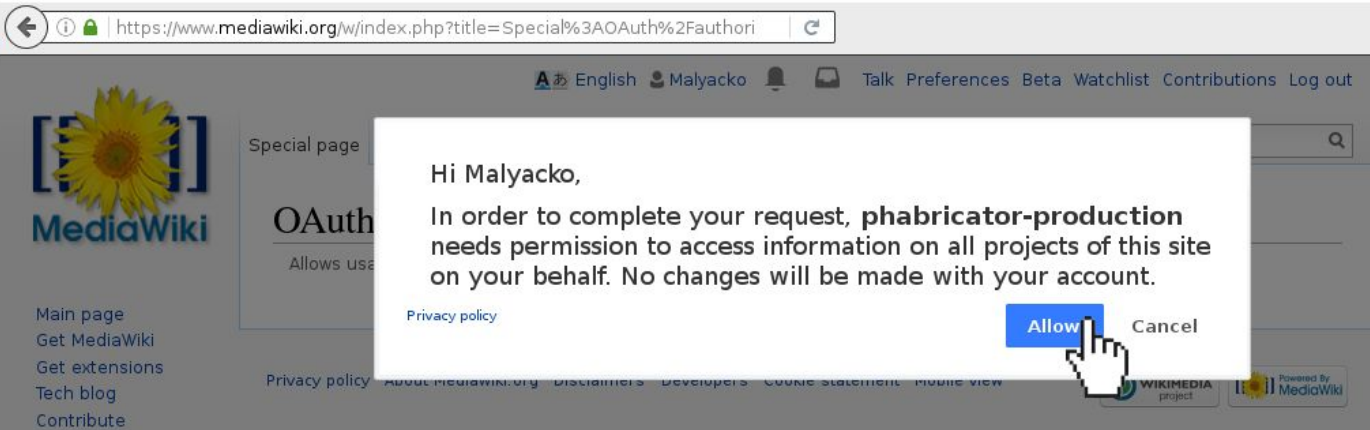
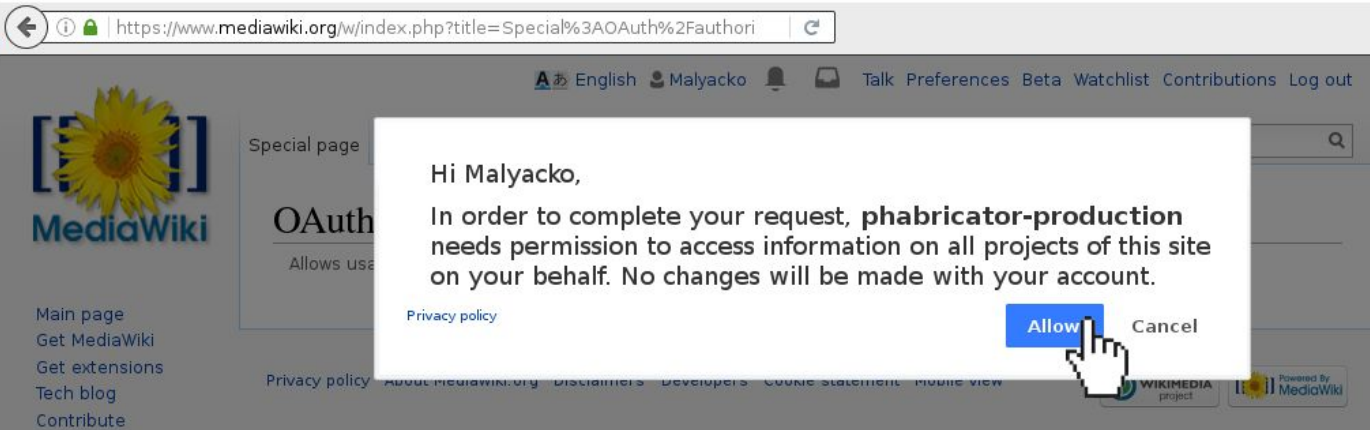
1. <https://phabricator.wikimedia.org>

Phabricator Log In Search
- 

2. <https://phabricator.wikimedia.org/auth/start/?next=%2F>

Auth > Login

Log in or register to Wikimedia Phabricator

 Login or Register
MediaWiki
- 

3. <https://www.mediawiki.org/w/index.php?title=Special%3AOAuth%2Fauthori>

English Malyacko Talk Preferences Beta Watchlist Contributions Log out

Special page

OAuth

Allows use

MediaWiki

Main page
Get MediaWiki
Get extensions
Tech blog
Contribute

Privacy policy

Privacy policy About MediaWiki.org Disclaimers Developers Code of conduct Mobile view

WIKIMEDIA project

Powered By MediaWiki

Hi Malyacko,

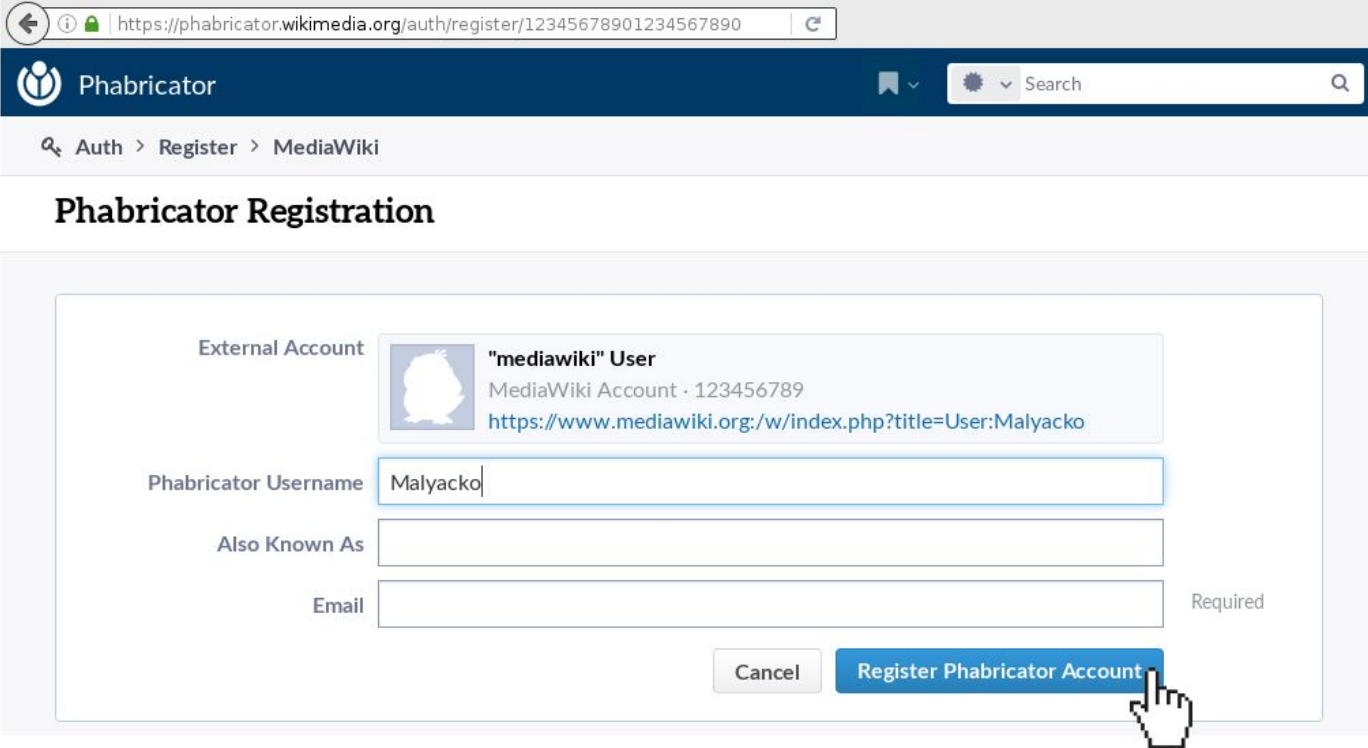
In order to complete your request, **phabricator-production** needs permission to access information on all projects of this site on your behalf. No changes will be made with your account.


[Privacy policy](#)

Allow Cancel

https://www.mediawiki.org/wiki/Phabricator/Help#Creating_your_account

Account registration

4. The screenshot shows the Phabricator registration interface. At the top, the browser address bar displays the URL: https://phabricator.wikimedia.org/auth/register/12345678901234567890. The Phabricator logo and navigation menu are visible. The breadcrumb trail reads: Auth > Register > MediaWiki. The main heading is "Phabricator Registration". The registration form includes an "External Account" section with a profile picture and details for a "mediawiki" User (MediaWiki Account - 123456789, URL: https://www.mediawiki.org/w/index.php?title=User:Malyacko). Below this are input fields for "Phabricator Username" (containing "Malyacko"), "Also Known As", and "Email" (marked as "Required"). At the bottom right, there are "Cancel" and "Register Phabricator Account" buttons, with a hand cursor pointing to the latter.

5. The screenshot shows the Phabricator homepage. The browser address bar displays the URL: https://phabricator.wikimedia.org. The Phabricator logo and navigation menu are visible. The navigation menu includes a notification bell icon with "24" and a speech bubble icon. The search bar is located at the top right.

https://www.mediawiki.org/wiki/Phabricator/Help#Creating_your_account

User profile

← ⓘ https://phabricator.wikimedia.org/p/Malyacko/ ↻

Phabricator 🔔 🗨️ 📖 🔍 Search 🔍

👤 People > Malyacko

Malyacko (Malyacko (AKlapper PERSONAL))

User

User Details


User Since Nov 20 2014, 2:56 PM (145 w, 3 d)
Availability Available
MediaWiki User [Malyacko](#)

Personal account of Andre Klapper (WMF).
For my alter ego working at the Wikimedia Foundation, see [@Aklapper](#).

Recent Activity

☰ View All

📅 Sun, Aug 20


 **Malyacko** added a comment to [T173618: MultimediaViewer uses an old version of jquery.scrollTop which is broken for Chrome 61](#).

(Originally mentioned in [https://en.wikipedia.org/w/index.php?title=Wikipedia:Village_pump_\(technical\)&oldid=796369433](https://en.wikipedia.org/w/index.php?title=Wikipedia:Village_pump_(technical)&oldid=796369433))

📍 Sun, Aug 20, 4:03 AM · MediaWiki-extensions-MultimediaViewer, Multimedia, JavaScript

📅 Jun 16 2017

Projects

 **Developer-Relations**
👤 Group

Calendar

Today
Clear sailing ahead.

Tomorrow
Clear sailing ahead.

Wednesday
Clear sailing ahead.

👤 Profile


🏆 Badges

📌 Tasks

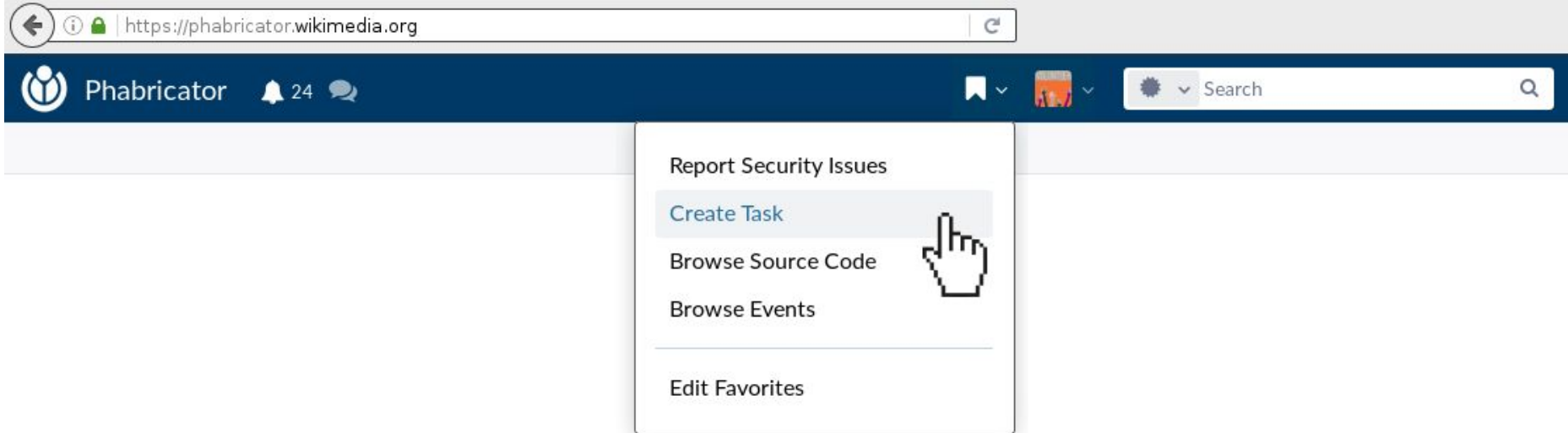
⚙️ Revisions

</> Commits

⚙️ Manage



Filing a task



+ Create Task (Simple)

Task

Well-written tasks with enough information get fixed faster: [How to write a good bug report.](#)

Title "f1" prefix in Hovercards text for specific page on de.wp

Required

Assigned To Type a username...

Description

B *I* T  |         

Steps to reproduce:

1. Enable Hovercards on <https://de.wikipedia.org/wiki/Spezial:Einstellungen#mw-prefsection-betafeatures>
2. Go to [https://de.wikipedia.org/w/index.php?title=Waal_\(Fluss\)&oldid=153721945#Heutige_Flusslandschaft](https://de.wikipedia.org/w/index.php?title=Waal_(Fluss)&oldid=153721945#Heutige_Flusslandschaft)
3. Hover over "Waalbrücke bei Nimwegen, gebaut 1931/1936" link currently linking to https://de.wikipedia.org/w/index.php?title=Waalbr%C3%BCcke_bei_Nimwegen&oldid=155342759

Expected result: 'Clean' Text extract.

Actual result: "f1" prefix for unknown reasons:
{F4172031}

Tags  TextExtracts ×

Subscribers Type a user, project, package, or mailing list name...

Cancel

Create New Task

Cancel

Create New Task

DESCRIPTION PREVIEW

Steps to reproduce:

1. Enable Hovercards on <https://de.wikipedia.org/wiki/Spezial:Einstellungen#mw-prefsection-betafeatures>
2. Go to [https://de.wikipedia.org/w/index.php?title=Waal_\(Fluss\)&oldid=153721945#Heutige_Flusslandschaft](https://de.wikipedia.org/w/index.php?title=Waal_(Fluss)&oldid=153721945#Heutige_Flusslandschaft)
3. Hover over "Waalbrücke bei Nimwegen, gebaut 1931/1936" link currently linking to https://de.wikipedia.org/w/index.php?title=Waalbr%C3%BCcke_bei_Nimwegen&oldid=155342759

Expected result: 'Clean' Text extract.

Actual result: "f1" prefix for unknown reasons:



Creating a software bug report or a feature request

- https://www.mediawiki.org/wiki/How_to_report_a_bug

Requesting/creating your own project

- https://www.mediawiki.org/wiki/Phabricator/Creating_and_renaming_projects
- Special permission required to create projects yourself.
- Create a task to request a project. Someone will create it for you.
- It is also possible to create forms (some fields pre-filled). See <https://www.mediawiki.org/wiki/Phabricator/Help/Forms>

+ Create Project

Configure Form

Project

Name Required

Description **B I T**

A MediaWiki extension that provides a kitchen sink (that does not leak) via a Special page.

Icon

Color

Additional Hashtags

Initial Members

Visible To

Editable By

Joinable By




(only if the user has permissions to create a project)


Creating the workboard of the project



 MyProject

 Workboard

 Members

 Subprojects

 Manage



 Projects > MyProject > Workboard

Create Workboard

The workboard for this project has not been created yet.

Columns **New Empty Board**

Create a new board with just a backlog column.

Import Columns

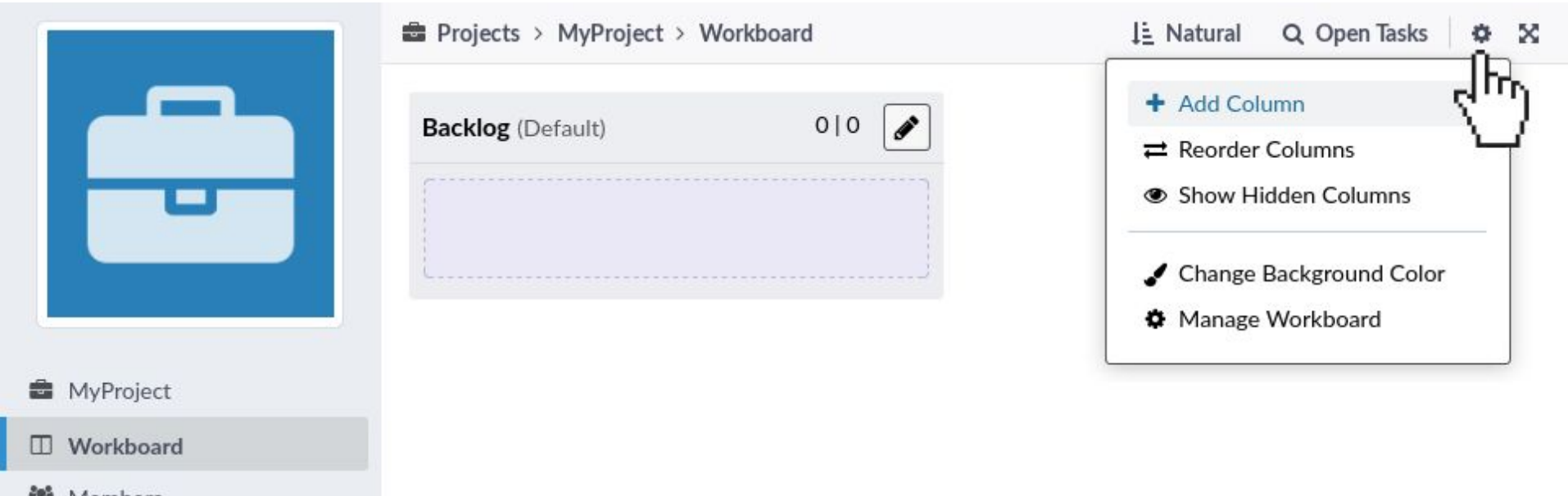
Import board columns from another project.

Make Default Make the workboard the default view for this project.

Cancel

Create Workboard

Configuring the workboard of the project



The screenshot displays a software interface for configuring a project workboard. On the left, a sidebar contains a large blue briefcase icon and a navigation menu with items: "MyProject", "Workboard" (highlighted), and "Members". The main content area shows a breadcrumb path "Projects > MyProject > Workboard" and a "Backlog (Default)" section with a "0 | 0" status and an edit icon. A settings menu is open on the right, triggered by a gear icon, and lists the following options: "Add Column", "Reorder Columns", "Show Hidden Columns", "Change Background Color", and "Manage Workboard". The menu also includes "Natural" and "Open Tasks" filters and a close button.

Projects > MyProject > Workboard

Backlog (Default) 0 | 0

- + Add Column
- ⇄ Reorder Columns
- 👁 Show Hidden Columns
- 🖌 Change Background Color
- ⚙ Manage Workboard





MyProject

Workboard

Members

Natural Open Tasks




-  WMDE-Design
-  Workboard
-  Open Tasks
-  Reports

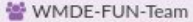
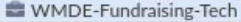
Incoming (Default) 23 | 0 

T218402 Make statement groups clickable and append property IDs to the URLs
 Wikidata  Design


T213270 Possibility to use both versions of a paragraph in two-column conflict


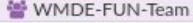



 TCB-Team  Design





Doing 2 | 0  

T182178 Add given data to confirmation pages after donating/applying for membership
 WMDE-FUN-Team
 WMDE-Fundraising-Tech




Some Subproject 8 | 0 

T188516 Move field for email address out of address section
 WMDE-Fundraising-Tech
 WMDE-FUN-Team  Story


T160739 Add an entry point to revision slider from the history page
 Revision-Slider
 German-Community-Wishlist
 Design  TCB-Team

Sorting the tasks on a workboard

The screenshot displays the Phabricator interface for a workboard. The top navigation bar includes the Phabricator logo, notification icons, and a search bar. The breadcrumb path is "Projects > WMDE-Design > Workboard".

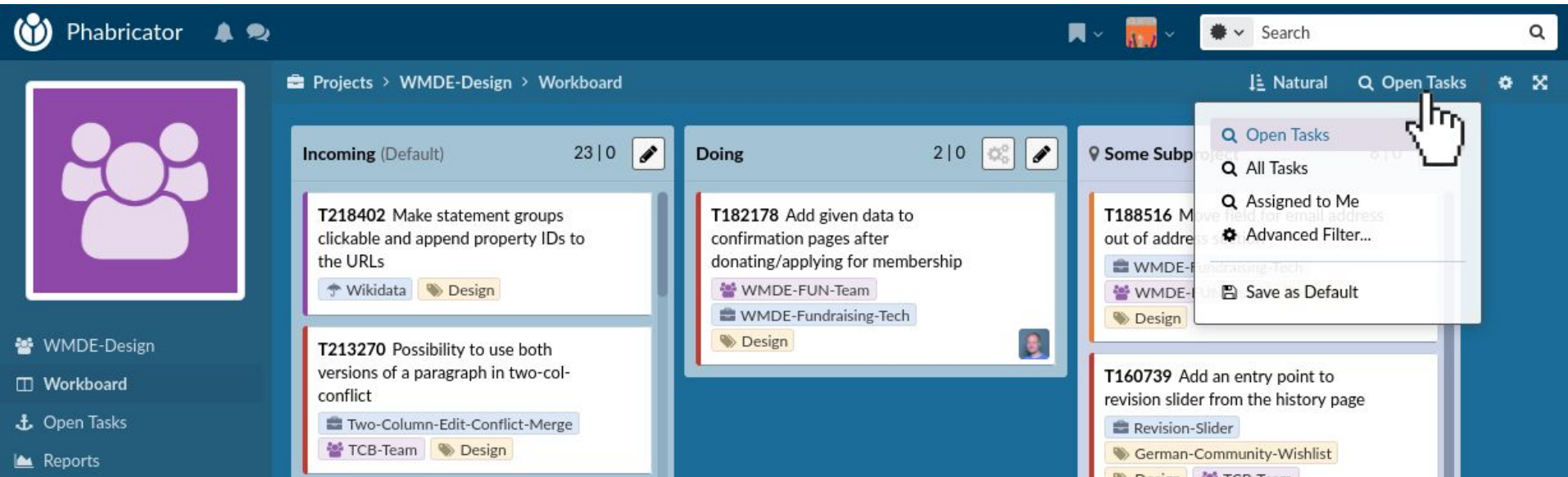
The workboard is divided into columns: "Incoming (Default)" with 23 tasks, "Doing" with 2 tasks, and a third column with 8 tasks. Each column contains task cards with titles, descriptions, and tags like "Wikidata" or "Design".

A dropdown menu is open over the "Doing" column, showing sorting options:

- Natural
- Group by Priority
- Group by Owner
- Group by Author
- Group by Status
- Sort by Created Date
- Sort by Points
- Sort by Title
- Save as Default

A hand cursor is pointing at the "Natural" option in the dropdown menu.

Filtering the tasks on a workboard



The screenshot shows the Phabricator interface for a workboard. The top navigation bar includes the Phabricator logo, a search bar, and a dropdown menu. The breadcrumb trail indicates the current location: Projects > WMDE-Design > Workboard. The left sidebar contains navigation links for WMDE-Design, Workboard, Open Tasks, and Reports. The main content area is divided into columns for task status: Incoming (Default) with 23 tasks, and Doing with 2 tasks. A dropdown menu is open over the 'Open Tasks' filter, showing options: Open Tasks, All Tasks, Assigned to Me, Advanced Filter..., and Save as Default. A hand cursor is pointing at the 'Open Tasks' option.

Phabricator

Projects > WMDE-Design > Workboard

Natural Open Tasks

Incoming (Default) 23 | 0

Doing 2 | 0

Some Subp

Open Tasks

- Open Tasks
- All Tasks
- Assigned to Me
- Advanced Filter...
- Save as Default

T218402 Make statement groups clickable and append property IDs to the URLs

Wikidata Design

T213270 Possibility to use both versions of a paragraph in two-column conflict

Two-Column-Edit-Conflict-Merge

TCB-Team Design

T182178 Add given data to confirmation pages after donating/applying for membership

WMDE-FUN-Team

WMDE-Fundraising-Tech

Design

T188516 M

out of address

WMDE-F

WMDE-F

Design

T160739 Add an entry point to revision slider from the history page

Revision-Slider

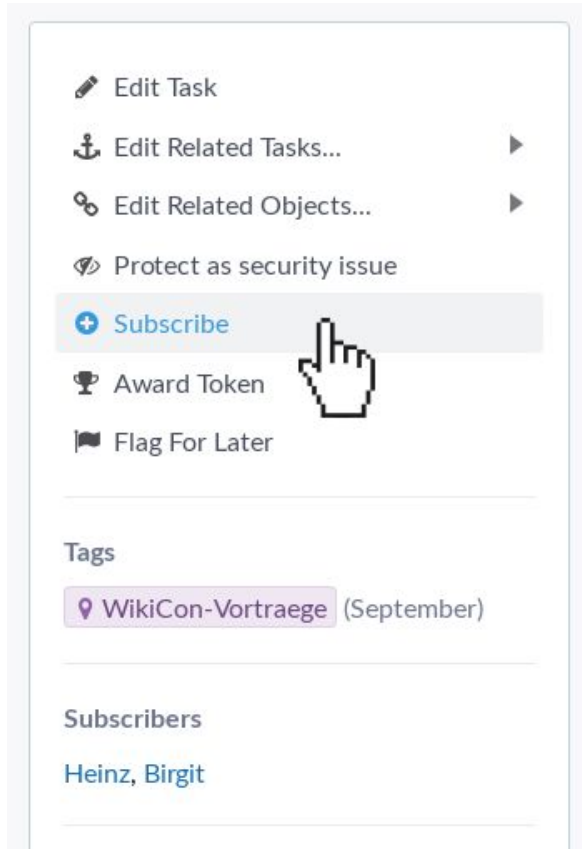
German-Community-Wishlist

Design TCB-Team

Following activity in tasks or projects interesting you

- Receiving notifications about activity / changes: Via email or in the upper left corner of Phabricator (bell symbol)
- Preferences: <https://phabricator.wikimedia.org/settings/> → Email Preferences
- Individual tasks: “Subscribe”
- Projects (and all their associated tasks): “Watch”

Following activity in individual tasks



✎ Edit Task

⚓ Edit Related Tasks... ▶

🔗 Edit Related Objects... ▶

🛡️ Protect as security issue

+ Subscribe

🏆 Award Token

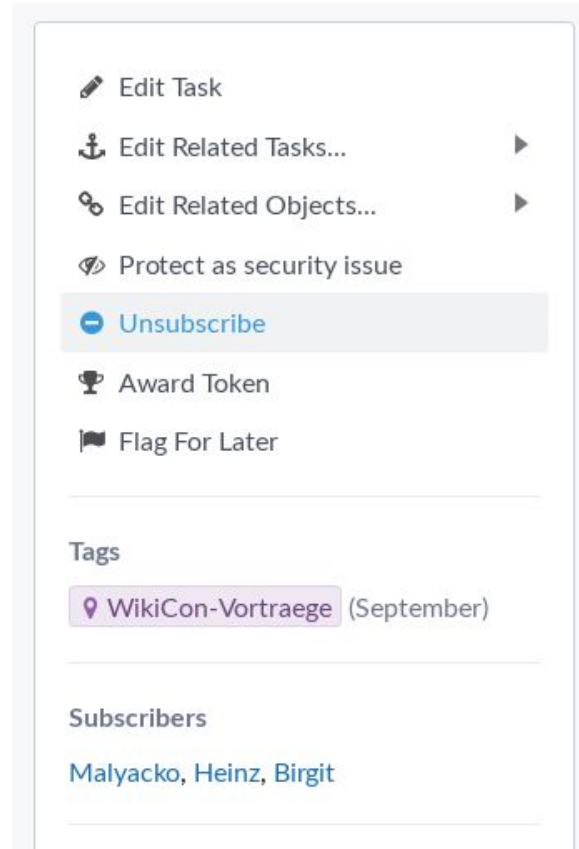
🚩 Flag For Later

Tags

📍 WikiCon-Vortraege (September)

Subscribers

Heinz, Birgit



✎ Edit Task

⚓ Edit Related Tasks... ▶

🔗 Edit Related Objects... ▶

🛡️ Protect as security issue

- Unsubscribe

🏆 Award Token

🚩 Flag For Later

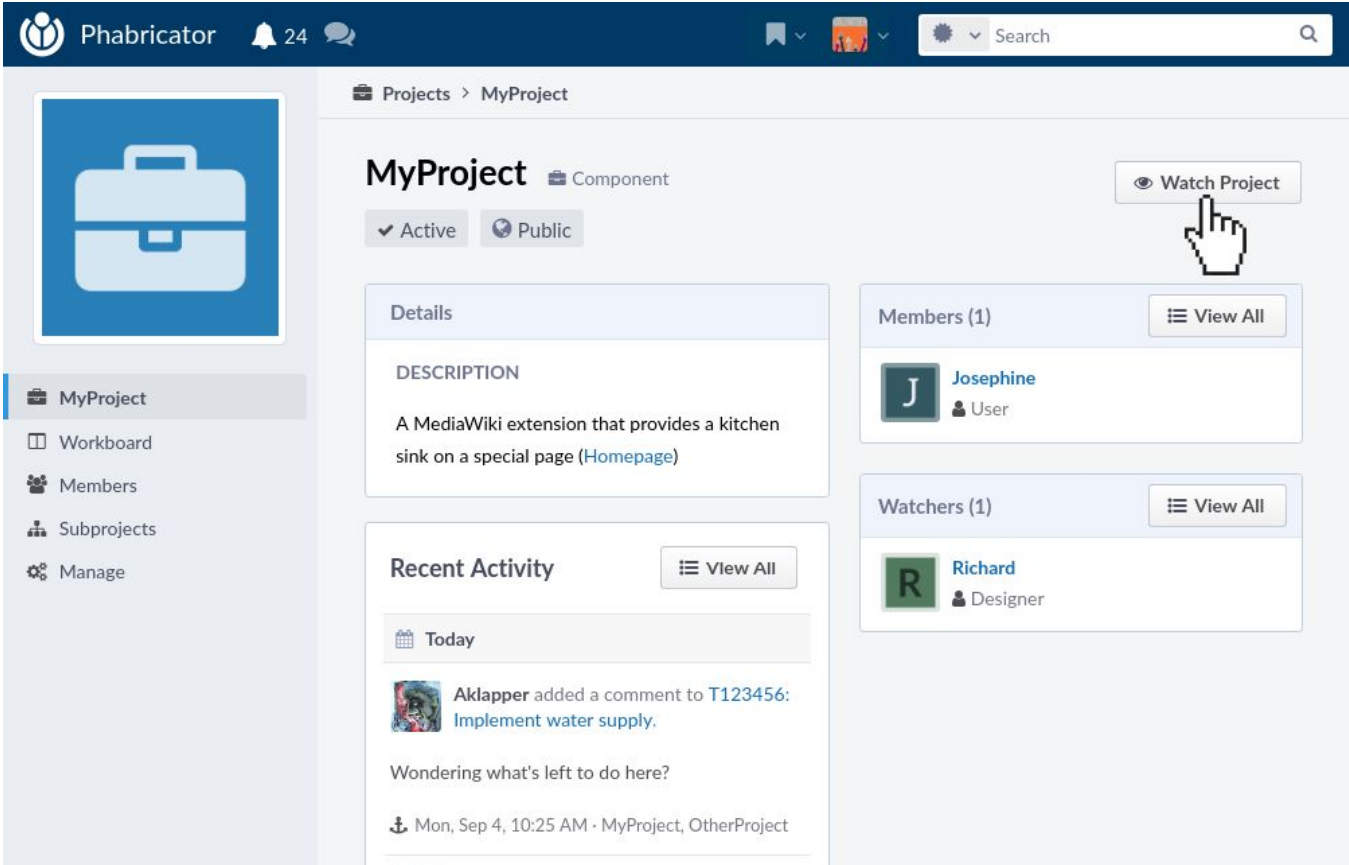
Tags

📍 WikiCon-Vortraege (September)

Subscribers

Malyacko, Heinz, Birgit

Following activity in projects



The screenshot shows the Phabricator interface for a project named "MyProject". At the top, the Phabricator logo and name are on the left, followed by a notification bell with "24" and a search bar. Below the header, the project name "MyProject" is displayed with a "Component" icon. To the right of the project name is a "Watch Project" button with an eye icon, which has a hand cursor hovering over it. Below the project name are two filter buttons: "Active" and "Public".

The main content area is divided into three sections:








- Details:** A section with a "DESCRIPTION" header. The description reads: "A MediaWiki extension that provides a kitchen sink on a special page ([Homepage](#))".
- Members (1):** A section with a "View All" button. It lists one member: "Josephine" with a "User" role.
- Watchers (1):** A section with a "View All" button. It lists one watcher: "Richard" with a "Designer" role.


On the left side, there is a sidebar with a project icon and a list of navigation items: "MyProject", "Workboard", "Members", "Subprojects", and "Manage".

At the bottom, there is a "Recent Activity" section with a "View All" button. It shows a recent activity from "Today": "Aklapper added a comment to T123456: Implement water supply." The comment text is "Wondering what's left to do here?". The activity is dated "Mon, Sep 4, 10:25 AM" and is associated with "MyProject, OtherProject".



Following activity in projects

 Phabricator  24     Search 




MyProject

- Workboard
- Members
- Subprojects
- Manage

Projects > MyProject

MyProject

 Component Unwatch Project

Active Public

Details


DESCRIPTION

A MediaWiki extension that provides a kitchen sink on a special page ([Homepage](#))


Recent Activity

View All

Today



 **Malyacko** added a watcher for [MyProject](#): [Malyacko](#).

Mon, Sep 4, 12:23 PM

 **Aklapper** added a comment to [T123456](#): [Implement water supply](#).



Members (1)



View All

 **Josephine**  User

Watchers (2)

View All

 **Malyacko**  User

 **Richard**  Designer

More / advanced functionality (not covered here)

- "Spaces" for non-public projects (e.g. security issues)
- Personalize your Phabricator front page (dashboards)
- Advanced search; Saving / sharing custom your searches
- "Flags" (personal bookmarks for tasks, similar to a watchlist)
- Hierarchy between tasks (parent tasks and subtasks)
- Agile development (if you know terms like "Scrum" or "Burndown charts")
- etc.

Help and further information

- <https://www.mediawiki.org/wiki/Phabricator/Help>
- https://www.mediawiki.org/wiki/Phabricator/Project_management
- https://www.mediawiki.org/wiki/Phabricator/Creating_and_renaming_projects
- https://www.mediawiki.org/wiki/How_to_report_a_bug

Credits

- https://commons.wikimedia.org/wiki/File:Phacility_phabricator_logo.svg
- <https://phabricator.wikimedia.org/>
- <https://www.mediawiki.org/>