


Introduction to Phabricator

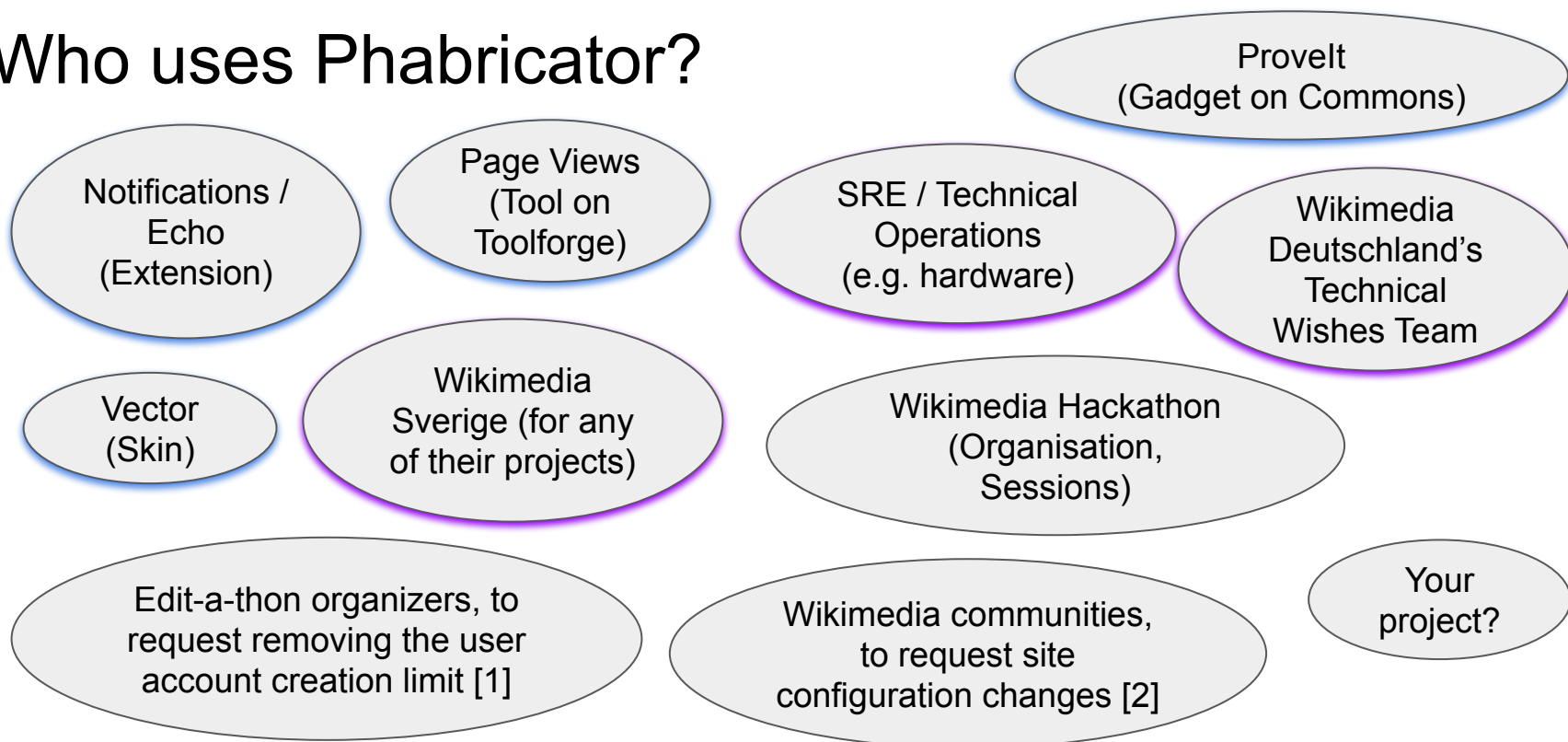
Slides by Birgit Müller and Andre Klapper

Phabricator

- Project management tool, primarily for software projects
- Management of "tasks"
- Easier collaboration / working together



Who uses Phabricator?



- [1] https://meta.wikimedia.org/wiki/Mass_account_creation
- [2] https://meta.wikimedia.org/wiki/Requesting_wiki_configuration_changes

Who uses Phabricator?


- Technically interested people, authors ...
- Developers
- Product managers
- Testers
- Deployers
- People doing communication
- Designers
- Translators
- Documentation writers
- Triagers
- Analysts
- Organizers of events
- ...

Tasks, Metadata fields, Projects


- Tasks (e.g. individual tasks, software bug reports, feature requests) with a description and further comments
- Associated projects (tags)
- Further metadata (Status, Priority, Assignee, Author, Subscribers, etc.)

! Make diff bars distinguishable

Open, Normal


 Public

Tags

 Revision-Slider (Backlog)

 Design (Incoming)

 TCB-Team (Revision Slider)

 German-Community-Wishlist (Incoming)

 WMDE-Design (Incoming)

Subscribers

[WMDE-leszek](#), [Lea_WMDE](#), [Aklapper](#)

Assigned To



[Jan_Dittrich](#)

Authored By



[Lea_WMDE](#), Mon, Aug 15

Projects and teams

- If you want to develop something yourself, you need a project.
- Tasks get associated to projects.
- Projects can have members.






WMDE-Design  Group

✓ Active

Public

DESCRIPTION


Project of the design team from WMDE. Similar to  WMF-Design . Mostly working on design-related tasks for  Wikidata and  TCB-Team .

Members (13)

 View All



Lea_WMDE (Lea Voget)

 Product Manager




gabriel-wmde (Gabriel Birke)

 User



Abraham (Abraham Taherivand)

 Head of Software Development
WMDE

Projects and their workboards

- A project can have a workboard which simplifies planning.
- Workboards have columns. Tasks associated to the project are shown as cards in the columns.
- Drag and drop of cards is supported.

The screenshot displays the Phabricator interface for a workboard. At the top, the Phabricator logo and navigation icons are visible. The main header shows the breadcrumb path: Projects > WMDE-Design > Workboard. The interface is divided into three columns representing different stages of task completion:

- Incoming (Default)**: Contains two task cards. The first is T218402, 'Make statement groups clickable and append property IDs to the URLs', with tags for Wikidata and Design. The second is T213270, 'Possibility to use both versions of a paragraph in two-column conflict', with tags for Two-Column-Edit-Conflict-Merge, TCB-Team, and Design.
- Doing**: Contains one task card, T182178, 'Add given data to confirmation pages after donating/applying for membership', with tags for WMDE-FUN-Team, WMDE-Fundraising-Tech, and Design.
- Some Subproject**: Contains two task cards. The first is T188516, 'Move field for email address out of address section', with tags for WMDE-Fundraising-Tech, WMDE-FUN-Team, and Story. The second is T160739, 'Add an entry point to revision slider from the history page', with tags for Revision-Slider and German-Community-Wishlist.

Each task card includes a title, a brief description, and a list of associated tags or categories. The interface also features a search bar at the top right and a sidebar on the left with navigation options like 'Workboard', 'Open Tasks', and 'Reports'.

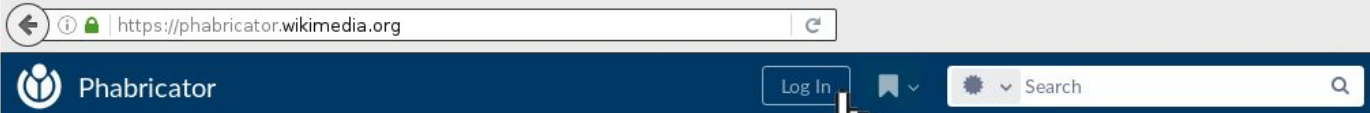

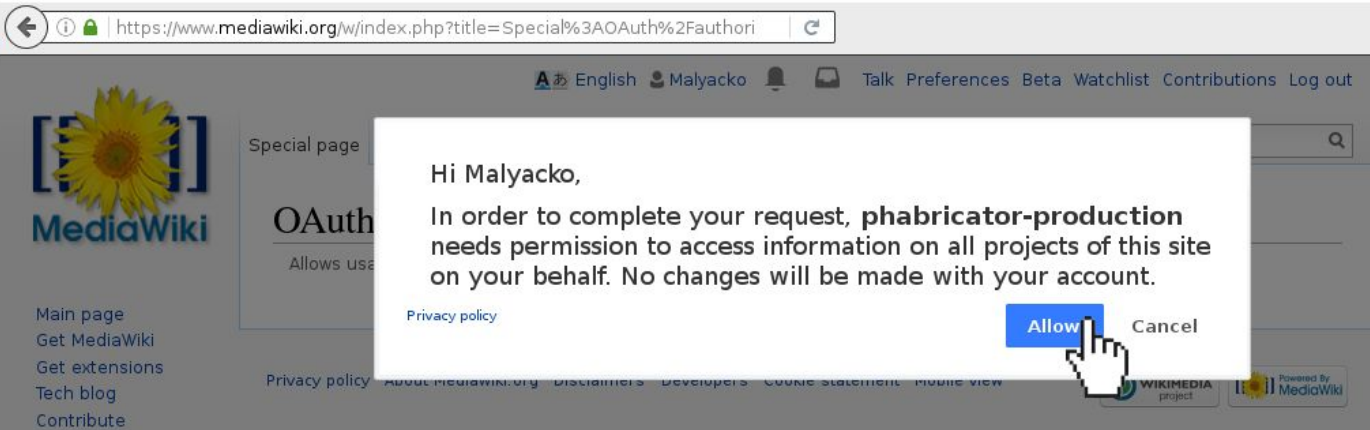
Setting priorities of tasks

- Priority values: needs triage, lowest, low, normal, high, unbreak now!
- Priorities express the urgency of a task.
- Maintainers, developers, product managers set the priorities.
- https://www.mediawiki.org/wiki/Phabricator/Project_management#Setting_task_priorities
- https://www.mediawiki.org/wiki/Bug_management/Development_prioritization

Questions so far?

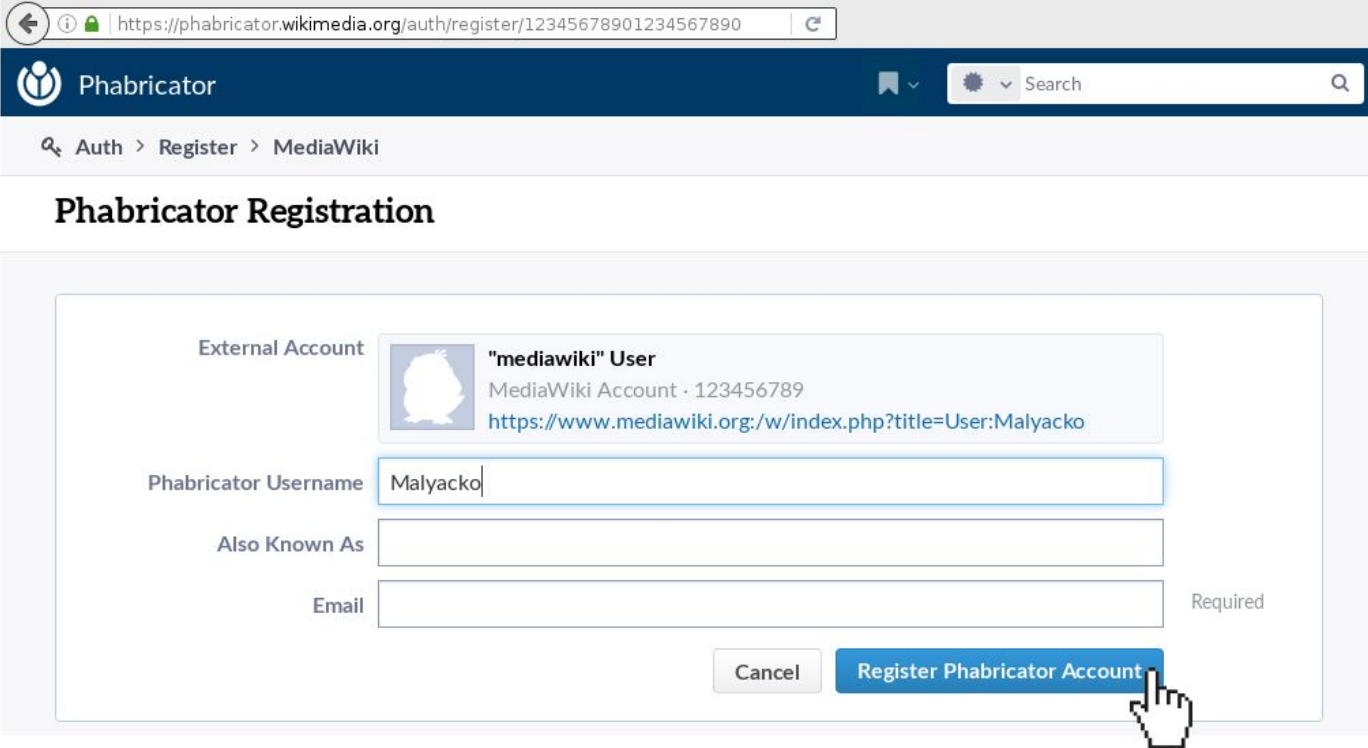
Practical part


Account registration

- Screenshot 1: The Phabricator homepage. The browser address bar shows <https://phabricator.wikimedia.org>. The Phabricator logo is on the left, and a "Log In" button is on the right. A hand cursor is pointing at the "Log In" button.
- Screenshot 2: The login or registration page. The browser address bar shows <https://phabricator.wikimedia.org/auth/start/?next=%2F>. The page title is "Auth > Login". The main heading is "Log in or register to Wikimedia Phabricator". A button labeled "Login or Register" with the MediaWiki logo is visible. A hand cursor is pointing at the button.
- Screenshot 3: The OAuth permission dialog on the MediaWiki site. The browser address bar shows <https://www.mediawiki.org/w/index.php?title=Special%3AOAuth%2Fauthori>. The dialog text reads: "Hi Malyacko, In order to complete your request, **phabricator-production** needs permission to access information on all projects of this site on your behalf. No changes will be made with your account." There are "Allow" and "Cancel" buttons. A hand cursor is pointing at the "Allow" button.

https://www.mediawiki.org/wiki/Phabricator/Help#Creating_your_account

Account registration

4. The screenshot shows the Phabricator registration interface. At the top, the browser address bar displays the URL: https://phabricator.wikimedia.org/auth/register/12345678901234567890. The Phabricator logo and a search bar are visible in the header. Below the header, the breadcrumb trail reads "Auth > Register > MediaWiki". The main heading is "Phabricator Registration". The registration form contains the following fields: "External Account" with a preview of a "mediawiki" user profile (MediaWiki Account - 123456789, URL: https://www.mediawiki.org/w/index.php?title=User:Malyacko); "Phabricator Username" with the value "Malyacko"; "Also Known As" (empty); and "Email" (empty). A "Required" label is positioned to the right of the email field. At the bottom right of the form, there are two buttons: a grey "Cancel" button and a blue "Register Phabricator Account" button, which is being clicked by a hand cursor.

5. The screenshot shows the Phabricator homepage. The browser address bar displays the URL: https://phabricator.wikimedia.org. The Phabricator logo is in the top left, followed by a notification bell icon with the number "24" and a speech bubble icon. The top right features a search bar and a gear icon for settings.

https://www.mediawiki.org/wiki/Phabricator/Help#Creating_your_account

User profile

https://phabricator.wikimedia.org/p/Malyacko/

Phabricator

People > Malyacko

Malyacko (Malyacko (AKlapper PERSONAL))

User


User Details

User Since Nov 20 2014, 2:56 PM (145 w, 3 d)
Availability Available
MediaWiki User [Malyacko](#)

Personal account of Andre Klapper (WMF).
For my alter ego working at the Wikimedia Foundation, see [@Aklapper](#).

Recent Activity


Sun, Aug 20

 **Malyacko** added a comment to [T173618: MultimediaViewer uses an old version of jquery.scrollTop which is broken for Chrome 61](#).
(Originally mentioned in [https://en.wikipedia.org/w/index.php?title=Wikipedia:Village_pump_\(technical\)&oldid=796369433](https://en.wikipedia.org/w/index.php?title=Wikipedia:Village_pump_(technical)&oldid=796369433))

Sun, Aug 20, 4:03 AM · MediaWiki-extensions-MultimediaViewer, Multimedia, JavaScript

Jun 16 2017

Projects

 **Developer-Relations**
Group


Calendar

Today
Clear sailing ahead.

Tomorrow
Clear sailing ahead.

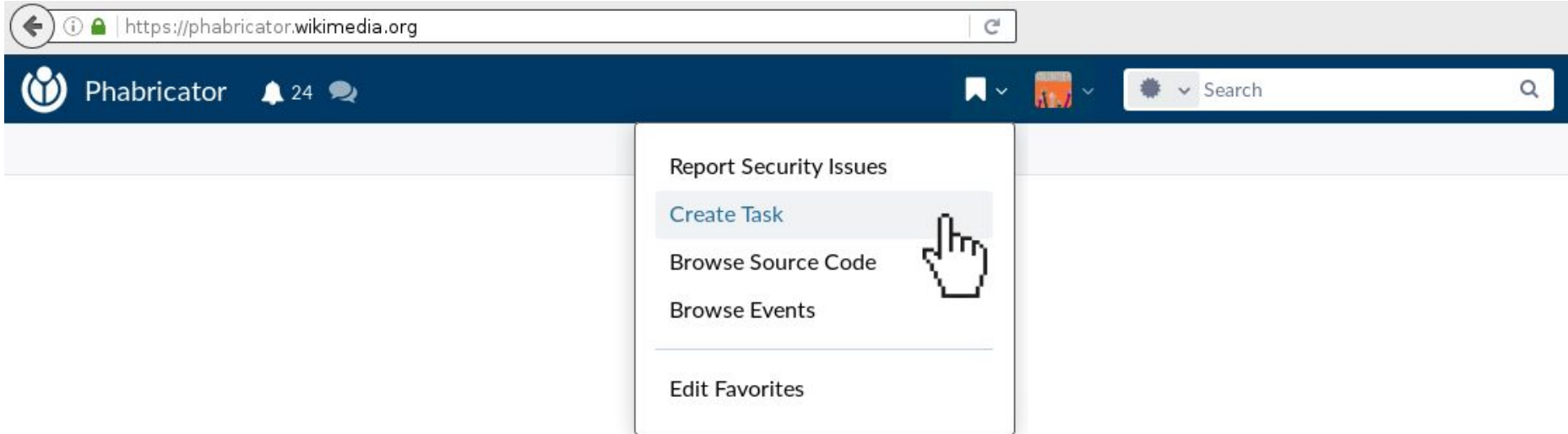
Wednesday
Clear sailing ahead.

VOLUNTEER



- Profile
- Badges
- Tasks
- Revisions
- Commits
- Manage

Filing a task



+ Create Task (Simple)

Task

Well-written tasks with enough information get fixed faster: [How to write a good bug report.](#)

Title "f1" prefix in Hovercards text for specific page on de.wp

Required

Assigned To Type a username...

Description

B *I* T  |         

Steps to reproduce:

1. Enable [Hovercards](https://de.wikipedia.org/wiki/Spezial:Einstellungen#mw-prefsection-betafeatures) on <https://de.wikipedia.org/wiki/Spezial:Einstellungen#mw-prefsection-betafeatures>
2. Go to [https://de.wikipedia.org/w/index.php?title=Waal_\(Fluss\)&oldid=153721945#Heutige_Flusslandschaft](https://de.wikipedia.org/w/index.php?title=Waal_(Fluss)&oldid=153721945#Heutige_Flusslandschaft)
3. Hover over "[Waalbrücke bei Nimwegen, gebaut 1931/1936](https://de.wikipedia.org/w/index.php?title=Waalbr%C3%BCcke_bei_Nimwegen&oldid=155342759)" link currently linking to https://de.wikipedia.org/w/index.php?title=Waalbr%C3%BCcke_bei_Nimwegen&oldid=155342759

Expected result: 'Clean' Text extract.

Actual result: "f1" prefix for unknown reasons:
{F4172031}

Tags  TextExtracts ×

Subscribers Type a user, project, package, or mailing list name...

Cancel

Create New Task

Cancel

Create New Task

DESCRIPTION PREVIEW

Steps to reproduce:

1. Enable Hovercards on <https://de.wikipedia.org/wiki/Spezial:Einstellungen#mw-prefsection-betafeatures>
2. Go to [https://de.wikipedia.org/w/index.php?title=Waal_\(Fluss\)&oldid=153721945#Heutige_Flusslandschaft](https://de.wikipedia.org/w/index.php?title=Waal_(Fluss)&oldid=153721945#Heutige_Flusslandschaft)
3. Hover over "Waalbrücke bei Nimwegen, gebaut 1931/1936" link currently linking to https://de.wikipedia.org/w/index.php?title=Waalbr%C3%BCcke_bei_Nimwegen&oldid=155342759

Expected result: 'Clean' Text extract.

Actual result: "f1" prefix for unknown reasons:



Creating a software bug report or a feature request

- https://www.mediawiki.org/wiki/How_to_report_a_bug

Requesting/creating your own project

- https://www.mediawiki.org/wiki/Phabricator/Creating_and_renaming_projects
- Special permission required to create projects yourself.
- Create a task to request a project. Someone will create it for you.
- It is also possible to create forms (some fields pre-filled). See <https://www.mediawiki.org/wiki/Phabricator/Help/Forms>

+ Create Project

Configure Form

Project

Name Required

Description **B I T**

A MediaWiki extension that provides a kitchen sink (that does not leak) via a Special page.

Icon

Color

Additional Hashtags

Initial Members

Visible To

Editable By

Joinable By

Cancel


Create New Project

(only if the user has permissions to create a project)


Creating the workboard of the project



 MyProject

 Workboard

 Members

 Subprojects

 Manage



 Projects > MyProject > Workboard

Create Workboard

The workboard for this project has not been created yet.

Columns **New Empty Board**

Create a new board with just a backlog column.

Import Columns

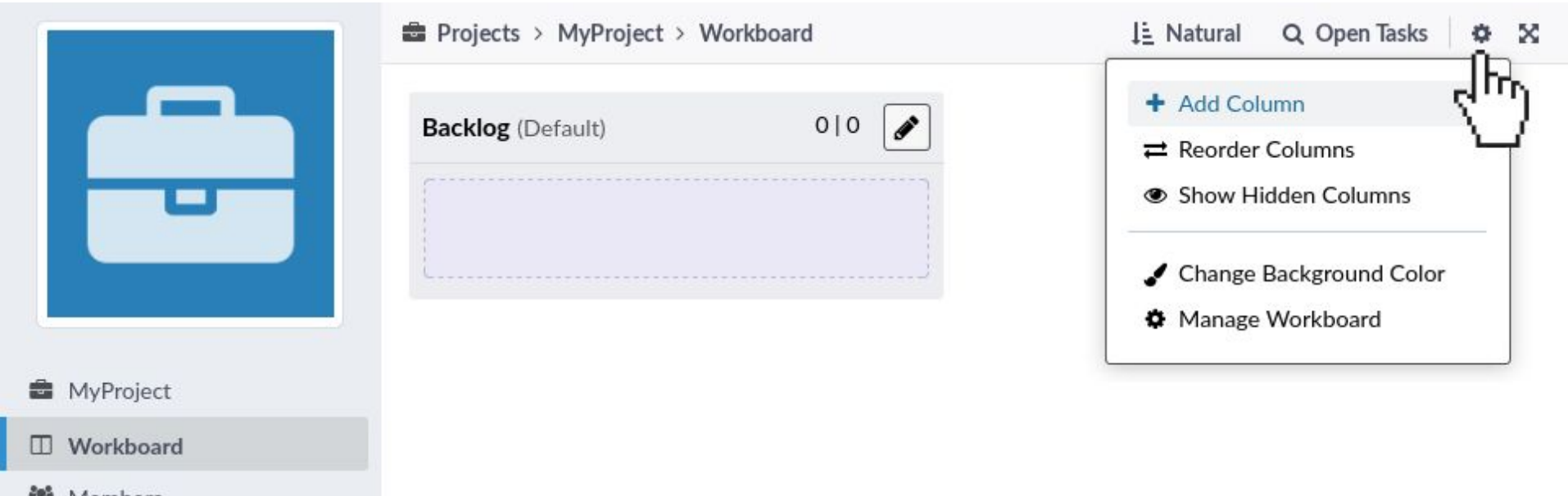
Import board columns from another project.

Make Default Make the workboard the default view for this project.

Cancel

Create Workboard

Configuring the workboard of the project



The screenshot displays a software interface for configuring a project workboard. On the left, a sidebar contains a large blue briefcase icon and a navigation menu with items: "MyProject", "Workboard" (highlighted), and "Members". The main content area shows a breadcrumb path "Projects > MyProject > Workboard" and a "Backlog (Default)" section with a "0 | 0" status and an edit icon. A settings menu is open on the right, triggered by a gear icon, listing options: "Add Column", "Reorder Columns", "Show Hidden Columns", "Change Background Color", and "Manage Workboard".

Projects > MyProject > Workboard

Backlog (Default) 0 | 0

MyProject





Workboard

Members

Natural Open Tasks

- + Add Column
- ⇌ Reorder Columns
- 👁 Show Hidden Columns
- 🖌 Change Background Color
- ⚙ Manage Workboard




-  WMDE-Design
-  Workboard
-  Open Tasks
-  Reports

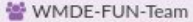
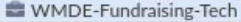
Incoming (Default) 23 | 0 

T218402 Make statement groups clickable and append property IDs to the URLs
 Wikidata  Design


T213270 Possibility to use both versions of a paragraph in two-column conflict


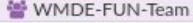



 TCB-Team  Design





Doing 2 | 0  

T182178 Add given data to confirmation pages after donating/applying for membership
 WMDE-FUN-Team
 WMDE-Fundraising-Tech




Some Subproject 8 | 0 

T188516 Move field for email address out of address section
 WMDE-Fundraising-Tech
 WMDE-FUN-Team  Story


T160739 Add an entry point to revision slider from the history page
 Revision-Slider
 German-Community-Wishlist
 Design  TCB-Team

Sorting the tasks on a workboard

The screenshot displays the Phabricator interface for a workboard. The top navigation bar includes the Phabricator logo, a search bar, and a user profile icon. The breadcrumb trail shows the path: Projects > WMDE-Design > Workboard. The workboard is divided into two columns: 'Incoming (Default)' with 23 tasks and 'Doing' with 2 tasks. A context menu is open over the 'Doing' column, listing various sorting and grouping options. A hand cursor is positioned over the 'Natural' option, which is currently selected. The 'Incoming' column contains two task cards: T218402 (Make statement groups clickable and append property IDs to the URLs) and T213270 (Possibility to use both versions of a paragraph in two-column conflict). The 'Doing' column contains one task card: T182178 (Add given data to confirmation pages after donating/applying for membership). The context menu options include: Natural, Group by Priority, Group by Owner, Group by Author, Group by Status (checked), Sort by Created Date, Sort by Points, Sort by Title, and Save as Default.

Phabricator

Projects > WMDE-Design > Workboard

Incoming (Default) 23 | 0

Doing 2 | 0

T218402 Make statement groups clickable and append property IDs to the URLs

Wikidata Design

T213270 Possibility to use both versions of a paragraph in two-column conflict

Two-Column-Edit-Conflict-Merge

TCB-Team Design

T182178 Add given data to confirmation pages after donating/applying for membership

WMDE-FUN-Team

WMDE-Fundraising-Tech

Design

Natural

Group by Priority

Group by Owner

Group by Author

Group by Status

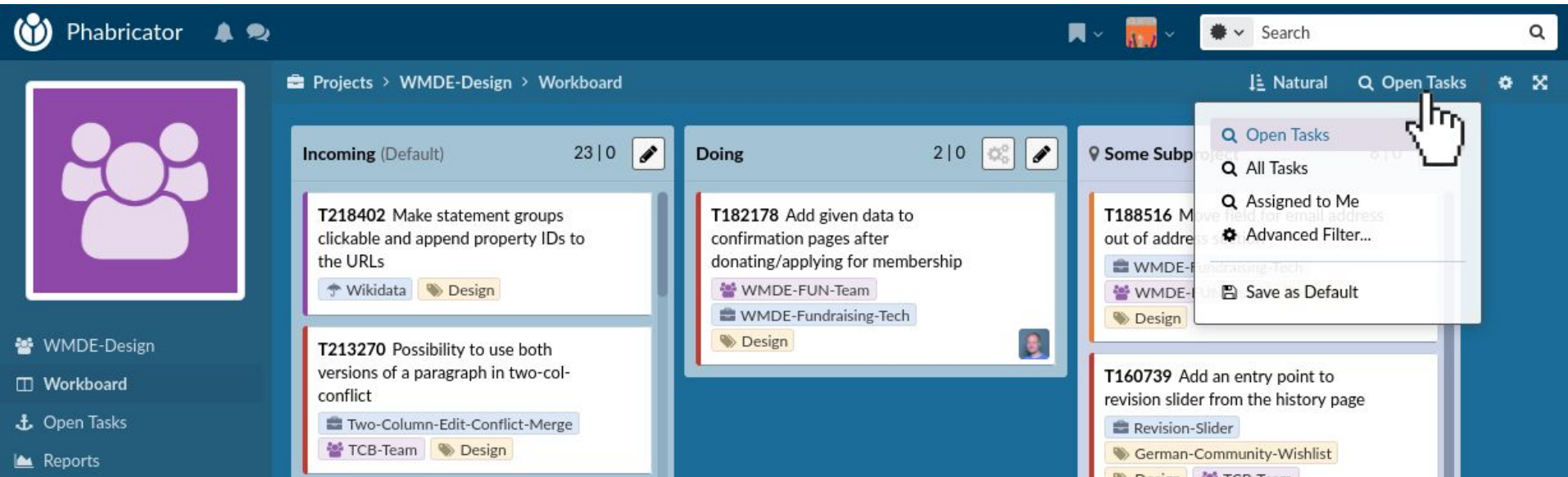
Sort by Created Date

Sort by Points

Sort by Title

Save as Default

Filtering the tasks on a workboard



The screenshot shows the Phabricator interface for a workboard. The top navigation bar includes the Phabricator logo, a search bar, and a dropdown menu. The breadcrumb trail indicates the current location: **Projects > WMDE-Design > Workboard**. The workboard is divided into columns: **Incoming (Default)** (23 tasks), **Doing** (2 tasks), and **Some Subp...**. A dropdown menu is open over the 'Open Tasks' filter, showing options: **Open Tasks**, **All Tasks**, **Assigned to Me**, **Advanced Filter...**, and **Save as Default**. A hand cursor is pointing at the 'Open Tasks' option.

Phabricator

Projects > WMDE-Design > Workboard

Natural Open Tasks

Incoming (Default) 23 | 0

Doing 2 | 0

Some Subp...

Open Tasks

- Open Tasks
- All Tasks
- Assigned to Me
- Advanced Filter...
- Save as Default

T218402 Make statement groups clickable and append property IDs to the URLs
Wikidata Design

T213270 Possibility to use both versions of a paragraph in two-column conflict
Two-Column-Edit-Conflict-Merge
TCB-Team Design

T182178 Add given data to confirmation pages after donating/applying for membership
WMDE-FUN-Team
WMDE-Fundraising-Tech
Design

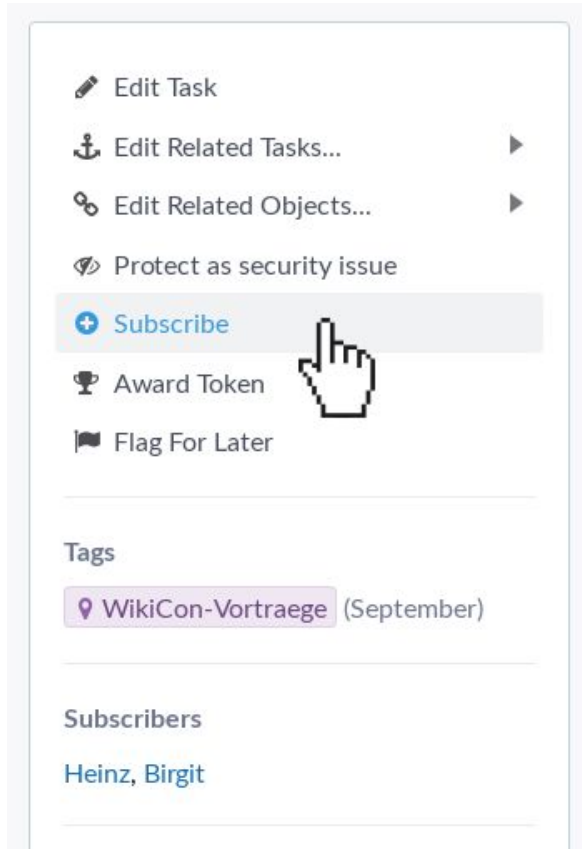
T188516 Move field for email address out of address field
WMDE-Fundraising-Tech
Design

T160739 Add an entry point to revision slider from the history page
Revision-Slider
German-Community-Wishlist
Design TCB-Team

Following activity in tasks or projects interesting you

- Receiving notifications about activity / changes: Via email or in the upper left corner of Phabricator (bell symbol)
- Preferences: <https://phabricator.wikimedia.org/settings/> → Email Preferences
- Individual tasks: “Subscribe”
- Projects (and all their associated tasks): “Watch”

Following activity in individual tasks



✎ Edit Task

⚓ Edit Related Tasks... ▶

🔗 Edit Related Objects... ▶

🛡️ Protect as security issue

+ Subscribe

🏆 Award Token

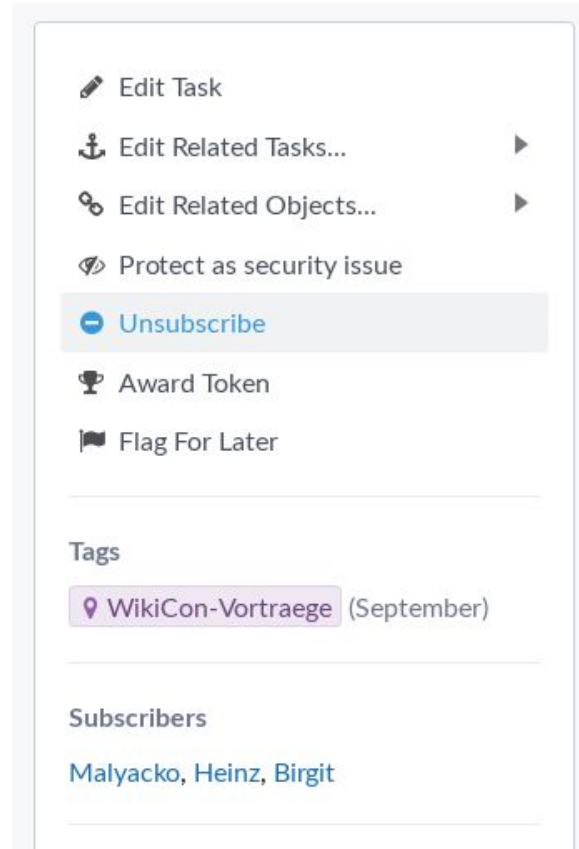
🚩 Flag For Later

Tags

📍 WikiCon-Vortraege (September)

Subscribers

Heinz, Birgit



✎ Edit Task

⚓ Edit Related Tasks... ▶

🔗 Edit Related Objects... ▶

🛡️ Protect as security issue

- Unsubscribe

🏆 Award Token

🚩 Flag For Later

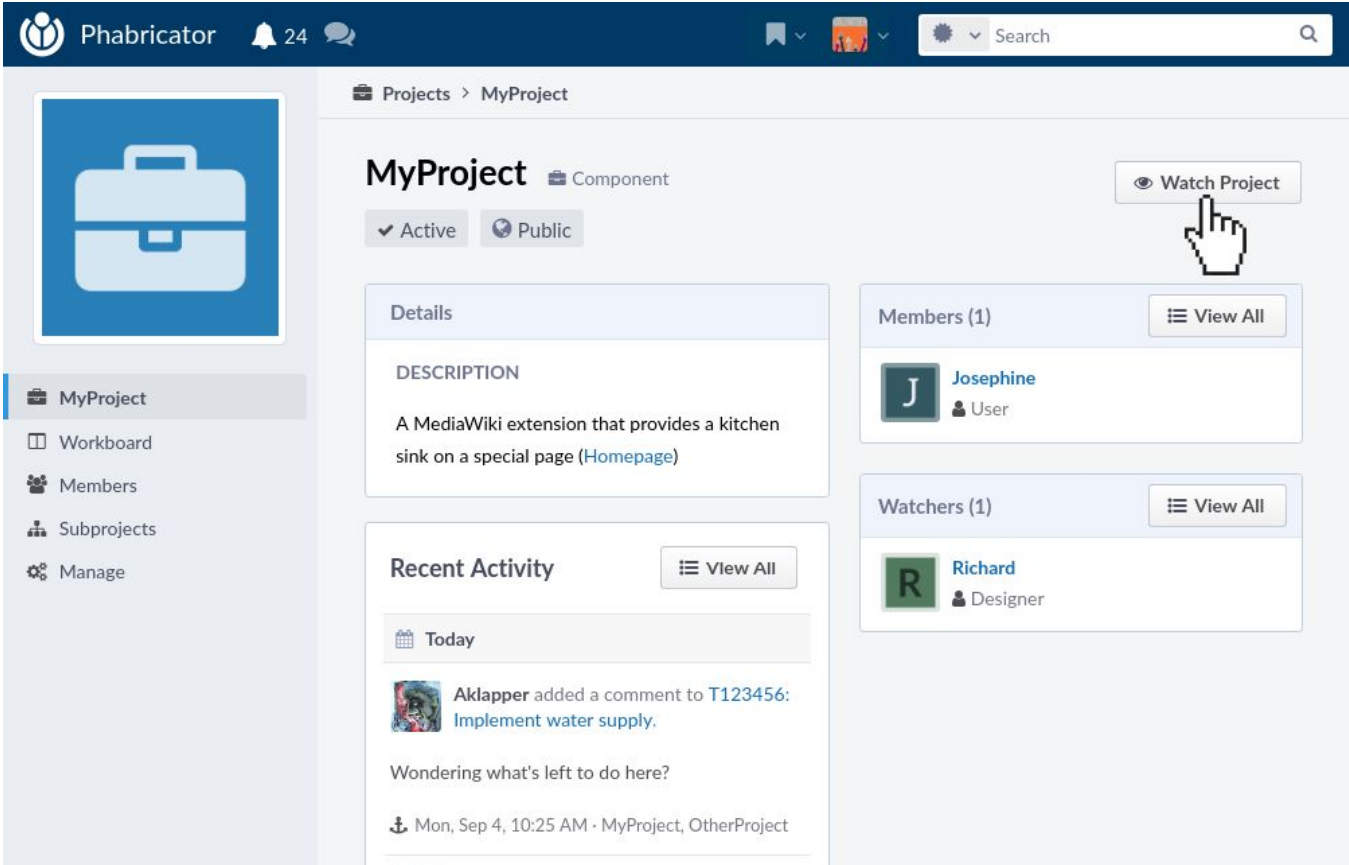
Tags

📍 WikiCon-Vortraege (September)

Subscribers

Malyacko, Heinz, Birgit

Following activity in projects



The screenshot shows the Phabricator interface for a project named "MyProject". At the top, the Phabricator logo and name are on the left, followed by a notification bell with "24" and a search bar. Below the header, the breadcrumb "Projects > MyProject" is visible. The main content area is divided into three columns. The left column contains a sidebar with a briefcase icon for "MyProject" and other options: "Workboard", "Members", "Subprojects", and "Manage". The middle column features the project title "MyProject" with a "Component" icon, status filters for "Active" and "Public", a "Details" section with a "DESCRIPTION" (A MediaWiki extension that provides a kitchen sink on a special page (Homepage)), and a "Recent Activity" section with a "View All" button. The right column contains a "Watch Project" button with a hand cursor, a "Members (1)" section with a "View All" button and a member "Josephine" (User), and a "Watchers (1)" section with a "View All" button and a watcher "Richard" (Designer). At the bottom of the activity section, there is a timestamp: "Mon, Sep 4, 10:25 AM · MyProject, OtherProject".



Following activity in projects

Phabricator 🔔 24 🗨️ 📌 👤 ⚙️

📁 Projects > MyProject

MyProject 📁 Component

👇 Active 🌐 Public 👁️ Unwatch Project


Details

DESCRIPTION


A MediaWiki extension that provides a kitchen sink on a special page ([Homepage](#))

Recent Activity ☰ View All


📅 Today

 **Malyacko** added a watcher for [MyProject: Malyacko](#).


📅 Mon, Sep 4, 12:23 PM


 **Aklapper** added a comment to [T123456: Implement water supply](#).

Members (1) ☰ View All

 **Josephine** 👤 User

Watchers (2) ☰ View All

 **Malyacko** 👤 User

 **Richard** 👤 Designer

📁 MyProject

📄 Workboard

👤 Members

👤 Subprojects

⚙️ Manage

More / advanced functionality (not covered here)

- "Spaces" for non-public projects (e.g. security issues)
- Personalize your Phabricator front page (dashboards)
- Advanced search; Saving / sharing custom your searches
- "Flags" (personal bookmarks for tasks, similar to a watchlist)
- Hierarchy between tasks (parent tasks and subtasks)
- Agile development (if you know terms like "Scrum" or "Burndown charts")
- etc.

Help and further information

- <https://www.mediawiki.org/wiki/Phabricator/Help>
- https://www.mediawiki.org/wiki/Phabricator/Project_management
- https://www.mediawiki.org/wiki/Phabricator/Creating_and_renaming_projects
- https://www.mediawiki.org/wiki/How_to_report_a_bug

Credits

- https://commons.wikimedia.org/wiki/File:Phacility_phabricator_logo.svg
- <https://phabricator.wikimedia.org/>
- <https://www.mediawiki.org/>