


Introduction to <https://phabricator.wikimedia.org>

Slides by Birgit Müller and Andre Klapper

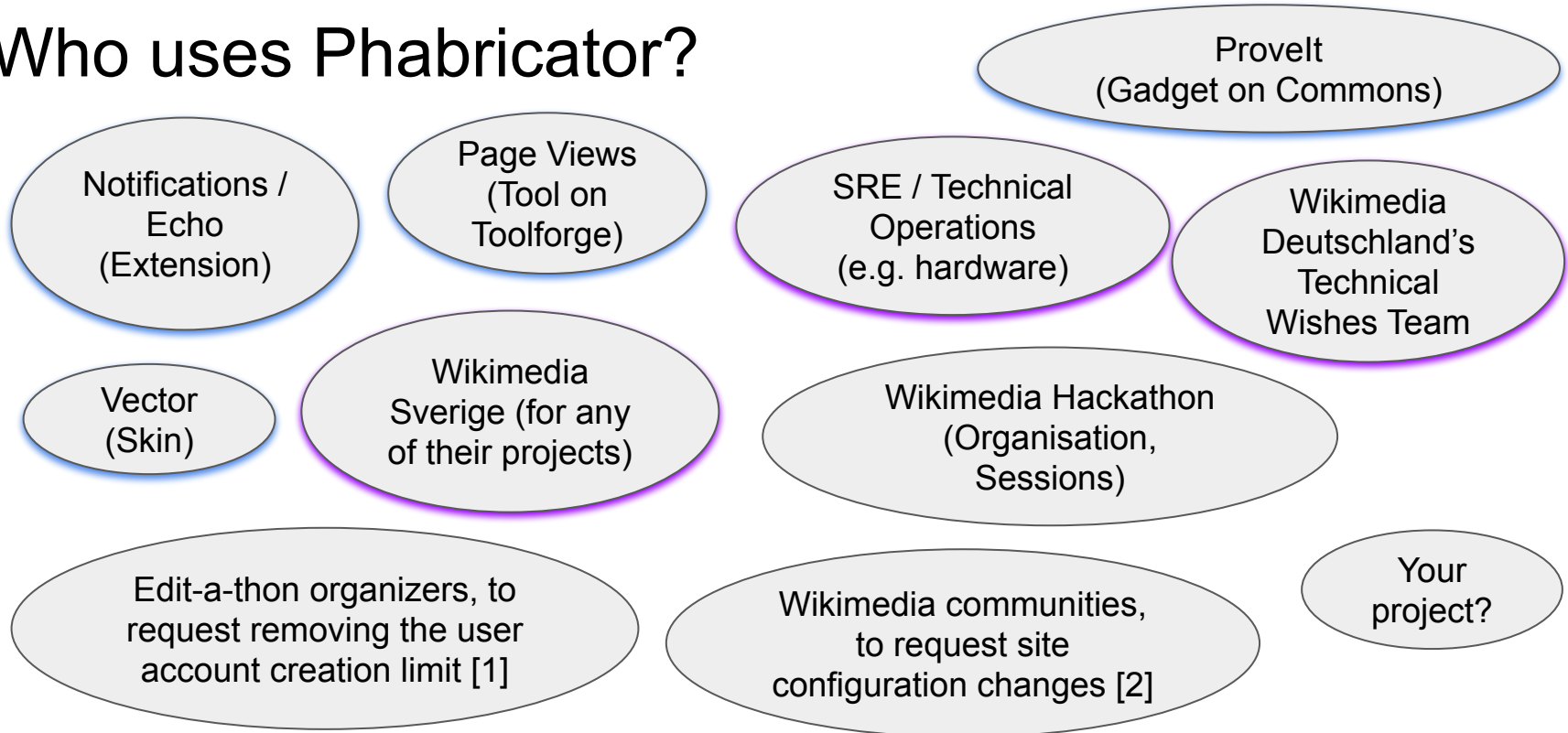
<https://commons.wikimedia.org/wiki/File:Introduction-to-Phabricator-WikiCon-2016.pdf>

Phabricator

- Project management tool, primarily for software projects
- Management of "tasks"
- Easier collaboration / working together



Who uses Phabricator?



- [1] https://meta.wikimedia.org/wiki/Mass_account_creation
- [2] https://meta.wikimedia.org/wiki/Requesting_wiki_configuration_changes

Who uses Phabricator?

- Technically interested people, authors ...
- Developers
- Product managers
- Testers
- Deployers
- People doing communication
- Designers
- Translators
- Documentation writers
- Triagers
- Analysts
- Organizers of events
- ...

Tasks, Metadata fields, Projects


- Tasks (e.g. individual tasks, software bug reports, feature requests) with a description and further comments
- Associated projects (tags)
- Further metadata (Status, Priority, Assignee, Author, Subscribers, etc.)

! Make diff bars distinguishable

Open, Normal


Public

Tags

 Revision-Slider (Backlog)

 Design (Incoming)

 TCB-Team (Revision Slider)

 German-Community-Wishlist (Incoming)

 WMDE-Design (Incoming)

Subscribers

[WMDE-leszek](#), [Lea_WMDE](#), [Aklapper](#)

Assigned To



[Jan_Dittrich](#)

Authored By



[Lea_WMDE](#), Mon, Aug 15

Projects and teams

- If you want to develop something yourself, you need a project.
- Tasks get associated to projects.
- Projects can have members.






WMDE-Design  Group

✓ Active

Public

DESCRIPTION

Project of the design team from WMDE. Similar to  WMF-Design . Mostly working on design-related tasks for  Wikidata and  TCB-Team .

Members (13)

 View All



Lea_WMDE (Lea Voget)

 Product Manager




gabriel-wmde (Gabriel Birke)

 User



Abraham (Abraham Taherivand)

 Head of Software Development
WMDE

Projects and their workboards

- A project can have a workboard which simplifies planning.
- Workboards have columns. Tasks associated to the project are shown as cards in the columns.
- Drag and drop of cards is supported.

The screenshot displays the Phabricator interface for a workboard. The top navigation bar includes the Phabricator logo, notification icons, and a search bar. The breadcrumb trail shows the path: Projects > WMDE-Design > Workboard. The workboard is organized into three columns:

- Incoming (Default)**: 23 tasks. Contains tasks T218402 (Make statement groups clickable and append property IDs to the URLs) and T213270 (Possibility to use both versions of a paragraph in two-column conflict).
- Doing**: 2 tasks. Contains task T182178 (Add given data to confirmation pages after donating/applying for membership).
- Some Subproject**: 8 tasks. Contains tasks T188516 (Move field for email address out of address section) and T160739 (Add an entry point to revision slider from the history page).

Each task card includes a title, description, and associated tags or teams such as Wikidata, Design, WMDE-FUN-Team, and WMDE-Fundraising-Tech.

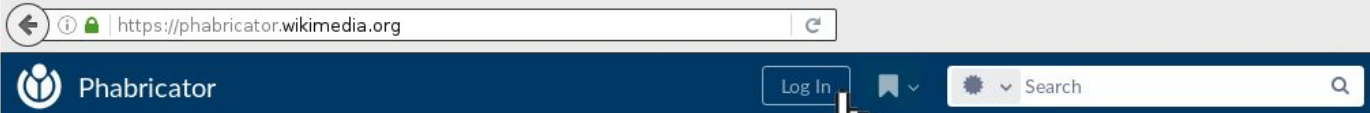

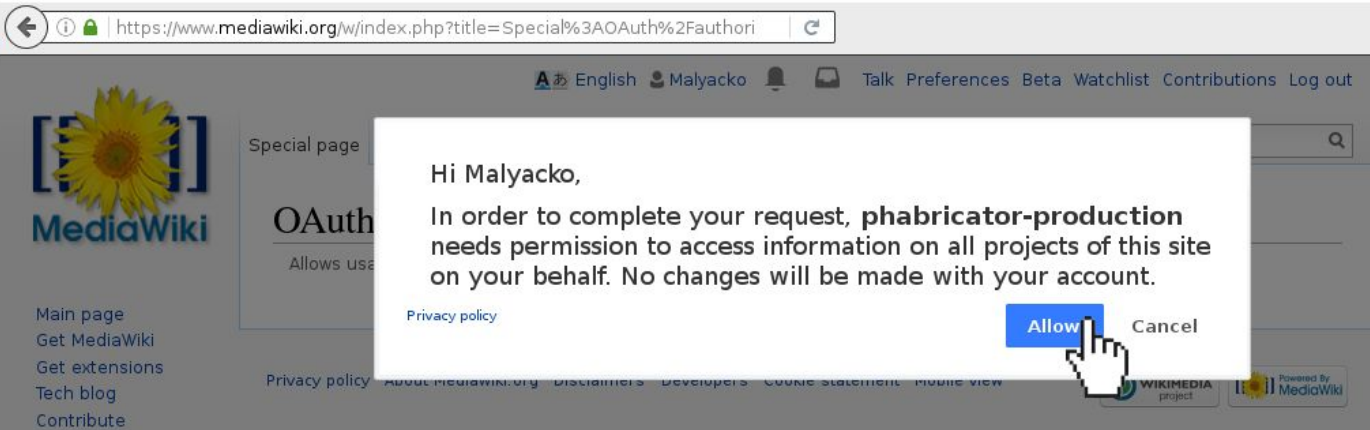
Setting priorities of tasks

- Priority values: needs triage, lowest, low, normal, high, unbreak now!
- Priorities express the urgency of a task.
- Maintainers, developers, product managers set the priorities.
- https://www.mediawiki.org/wiki/Phabricator/Project_management#Setting_task_priorities
- https://www.mediawiki.org/wiki/Bug_management/Development_prioritization

Questions so far?

Practical part

Account registration

- Screenshot 1: The Phabricator homepage. The browser address bar shows <https://phabricator.wikimedia.org>. The Phabricator logo is on the left, and a "Log In" button is on the right. A hand cursor is pointing at the "Log In" button.
- Screenshot 2: The login or registration page. The browser address bar shows <https://phabricator.wikimedia.org/auth/start/?next=%2F>. The page title is "Auth > Login". The main heading is "Log in or register to Wikimedia Phabricator". A button labeled "Login or Register" with the MediaWiki logo is visible. A hand cursor is pointing at the button.
- Screenshot 3: The OAuth permission dialog on the MediaWiki site. The browser address bar shows <https://www.mediawiki.org/w/index.php?title=Special%3AOAuth%2Fauthori>. The dialog text reads: "Hi Malyacko, In order to complete your request, **phabricator-production** needs permission to access information on all projects of this site on your behalf. No changes will be made with your account." There are "Allow" and "Cancel" buttons. A hand cursor is pointing at the "Allow" button.

https://www.mediawiki.org/wiki/Phabricator/Help#Creating_your_account

Account registration


4. <https://phabricator.wikimedia.org/auth/register/12345678901234567890>

Phabricator

Auth > Register > MediaWiki

Phabricator Registration

External Account

 **"mediawiki" User**
MediaWiki Account · 123456789
<https://www.mediawiki.org/w/index.php?title=User:Malyacko>

Phabricator Username

Also Known As

Email Required

5. <https://phabricator.wikimedia.org>

Phabricator

Search

https://www.mediawiki.org/wiki/Phabricator/Help#Creating_your_account

User profile

https://phabricator.wikimedia.org/p/Malyacko/

Phabricator

People > Malyacko

Malyacko (Malyacko (AKlapper PERSONAL))

User

User Details


User Since Nov 20 2014, 2:56 PM (145 w, 3 d)
Availability Available
MediaWiki User [Malyacko](#)

Personal account of Andre Klapper (WMF).

For my alter ego working at the Wikimedia Foundation, see [@Aklapper](#).

Recent Activity

Sun, Aug 20


 **Malyacko** added a comment to [T173618: MultimediaViewer uses an old version of jquery.scrollTop which is broken for Chrome 61](#).

(Originally mentioned in [https://en.wikipedia.org/w/index.php?title=Wikipedia:Village_pump_\(technical\)&oldid=796369433](https://en.wikipedia.org/w/index.php?title=Wikipedia:Village_pump_(technical)&oldid=796369433))

Sun, Aug 20, 4:03 AM · MediaWiki-extensions-MultimediaViewer, Multimedia, JavaScript

Jun 16 2017

Projects

 **Developer-Relations**
Group

Calendar

Today
Clear sailing ahead.

Tomorrow
Clear sailing ahead.

Wednesday
Clear sailing ahead.

Profile


Badges

Tasks

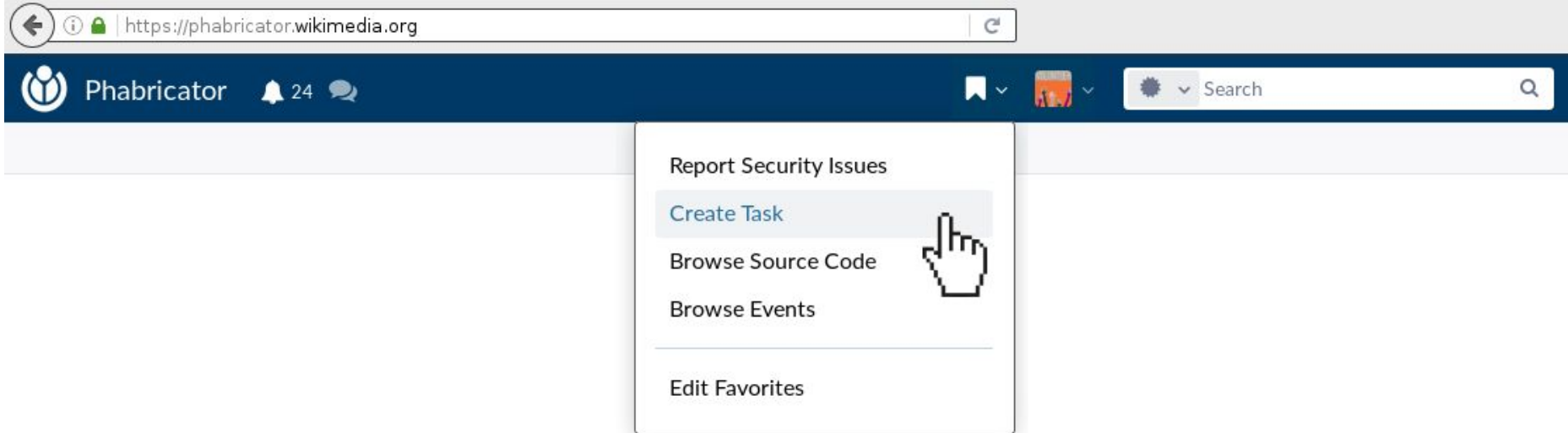
Revisions

Commits

Manage



Filing a task



+ Create Task (Simple)

Task

Well-written tasks with enough information get fixed faster: [How to write a good bug report.](#)

Title "f1" prefix in Hovercards text for specific page on de.wp

Required

Assigned To Type a username...

Description

B *I* T  |         

Steps to reproduce:

1. Enable [Hovercards](#) on <https://de.wikipedia.org/wiki/Spezial:Einstellungen#mw-prefsection-betafeatures>
2. Go to [https://de.wikipedia.org/w/index.php?title=Waal_\(Fluss\)&oldid=153721945#Heutige_Flusslandschaft](https://de.wikipedia.org/w/index.php?title=Waal_(Fluss)&oldid=153721945#Heutige_Flusslandschaft)
3. Hover over "[Waalbrücke bei Nimwegen, gebaut 1931/1936](#)" link currently linking to https://de.wikipedia.org/w/index.php?title=Waalbr%C3%BCcke_bei_Nimwegen&oldid=155342759

Expected result: 'Clean' Text extract.

Actual result: "f1" prefix for unknown reasons:
{F4172031}

Tags  TextExtracts ×

Subscribers Type a user, project, package, or mailing list name...

Cancel

Create New Task

Cancel

Create New Task

DESCRIPTION PREVIEW

Steps to reproduce:

1. Enable Hovercards on <https://de.wikipedia.org/wiki/Spezial:Einstellungen#mw-prefsection-betafeatures>
2. Go to [https://de.wikipedia.org/w/index.php?title=Waal_\(Fluss\)&oldid=153721945#Heutige_Flusslandschaft](https://de.wikipedia.org/w/index.php?title=Waal_(Fluss)&oldid=153721945#Heutige_Flusslandschaft)
3. Hover over "Waalbrücke bei Nimwegen, gebaut 1931/1936" link currently linking to https://de.wikipedia.org/w/index.php?title=Waalbr%C3%BCcke_bei_Nimwegen&oldid=155342759

Expected result: 'Clean' Text extract.

Actual result: "f1" prefix for unknown reasons:



Creating a software bug report or a feature request

- https://www.mediawiki.org/wiki/How_to_report_a_bug

Requesting/creating your own project

- https://www.mediawiki.org/wiki/Phabricator/Creating_and_renaming_projects
- Special permission required to create projects yourself.
- Create a task to request a project. Someone will create it for you.
- It is also possible to create forms (some fields pre-filled). See <https://www.mediawiki.org/wiki/Phabricator/Help/Forms>

+ Create Project

Configure Form

Project

Name Required

Description **B I T**

A MediaWiki extension that provides a kitchen sink (that does not leak) via a Special page.

Icon

Color

Additional Hashtags

Initial Members

Visible To

Editable By


Joinable By




(only if the user has permissions to create a project)


Creating the workboard of the project



 MyProject

 Workboard

 Members

 Subprojects

 Manage



 Projects > MyProject > Workboard

Create Workboard

The workboard for this project has not been created yet.

Columns **New Empty Board**

Create a new board with just a backlog column.

Import Columns

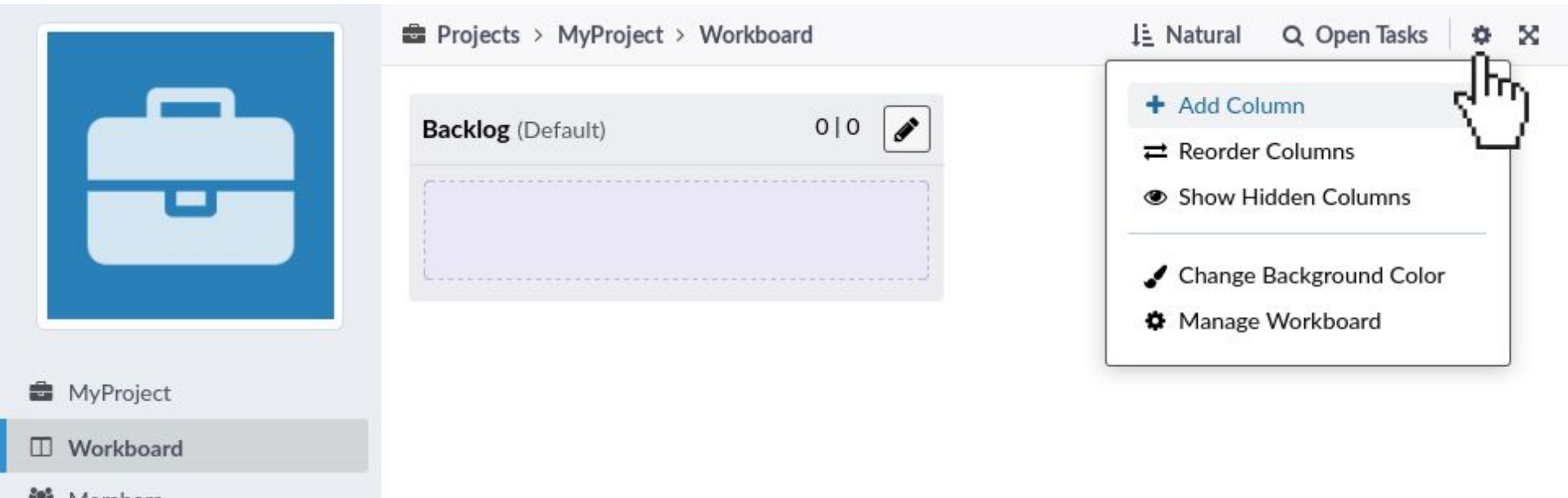
Import board columns from another project.

Make Default Make the workboard the default view for this project.

Cancel

Create Workboard

Configuring the workboard of the project







The screenshot displays a software interface for configuring a project workboard. On the left, a sidebar contains a large blue briefcase icon and a navigation menu with items: "MyProject", "Workboard" (highlighted), and "Members". The main content area shows a breadcrumb path "Projects > MyProject > Workboard" and a "Backlog (Default)" section with a "0 | 0" status and an edit icon. A settings menu is open on the right, triggered by a gear icon, and lists the following options: "Add Column", "Reorder Columns", "Show Hidden Columns", "Change Background Color", and "Manage Workboard".

Projects > MyProject > Workboard

Backlog (Default) 0 | 0

- + Add Column
- ⇄ Reorder Columns
- 👁 Show Hidden Columns
- 🖌 Change Background Color
- ⚙ Manage Workboard




-  WMDE-Design
-  Workboard
-  Open Tasks
-  Reports

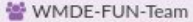
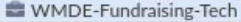
Incoming (Default) 23 | 0 

T218402 Make statement groups clickable and append property IDs to the URLs
 Wikidata 


T213270 Possibility to use both versions of a paragraph in two-column conflict


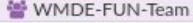



 TCB-Team 





Doing 2 | 0  

T182178 Add given data to confirmation pages after donating/applying for membership
 WMDE-FUN-Team
 WMDE-Fundraising-Tech




Some Subproject 8 | 0 

T188516 Move field for email address out of address section
 WMDE-Fundraising-Tech
 WMDE-FUN-Team 


T160739 Add an entry point to revision slider from the history page
 Revision-Slider
 German-Community-Wishlist
 

Sorting the tasks on a workboard

The screenshot shows the Phabricator interface with a workboard for the 'WMDE-Design' project. The workboard is divided into columns: 'Incoming (Default)' with 23 tasks, 'Doing' with 2 tasks, and a third column with 8 tasks. A context menu is open over the 'Doing' column, showing sorting options. A hand cursor is pointing at the 'Natural' option.

Phabricator

Projects > WMDE-Design > Workboard

Search

WMDE-Design

Workboard

Open Tasks

Reports

Incoming (Default) 23 | 0

Doing 2 | 0

8 | 0

T218402 Make statement groups clickable and append property IDs to the URLs

Wikidata Design

T213270 Possibility to use both versions of a paragraph in two-column conflict

Two-Column-Edit-Conflict-Merge

TCB-Team Design

T182178 Add given data to confirmation pages after donating/applying for membership

WMDE-FUN-Team

WMDE-Fundraising-Tech

Design

Natural

- Group by Priority
- Group by Owner
- Group by Author
- Group by Status
- Sort by Created Date
- Sort by Points
- Sort by Title
- Save as Default

Filtering the tasks on a workboard

The screenshot displays the Phabricator interface for a workboard. The top navigation bar includes the Phabricator logo, a search bar, and a dropdown menu. The breadcrumb trail shows the path: Projects > WMDE-Design > Workboard. On the left sidebar, there are navigation links for 'WMDE-Design', 'Workboard', 'Open Tasks', and 'Reports'. The main content area is divided into columns representing task stages: 'Incoming (Default)' with 23 tasks, 'Doing' with 2 tasks, and 'Some Subp...'. A dropdown menu is open over the 'Open Tasks' link in the top right, showing options: 'Open Tasks', 'All Tasks', 'Assigned to Me', 'Advanced Filter...', and 'Save as Default'. A hand cursor is pointing at the 'Open Tasks' option in the dropdown.

Phabricator

Projects > WMDE-Design > Workboard

Natural Open Tasks

Incoming (Default) 23 | 0

Doing 2 | 0

Some Subp...

Open Tasks

- Open Tasks
- All Tasks
- Assigned to Me
- Advanced Filter...
- Save as Default

T218402 Make statement groups clickable and append property IDs to the URLs

Wikidata Design

T213270 Possibility to use both versions of a paragraph in two-column conflict

Two-Column-Edit-Conflict-Merge

TCB-Team Design

T182178 Add given data to confirmation pages after donating/applying for membership

WMDE-FUN-Team

WMDE-Fundraising-Tech

Design

T188516 M... out of address...

WMDE-F... rasing-Tech

Design

T160739 Add an entry point to revision slider from the history page

Revision-Slider

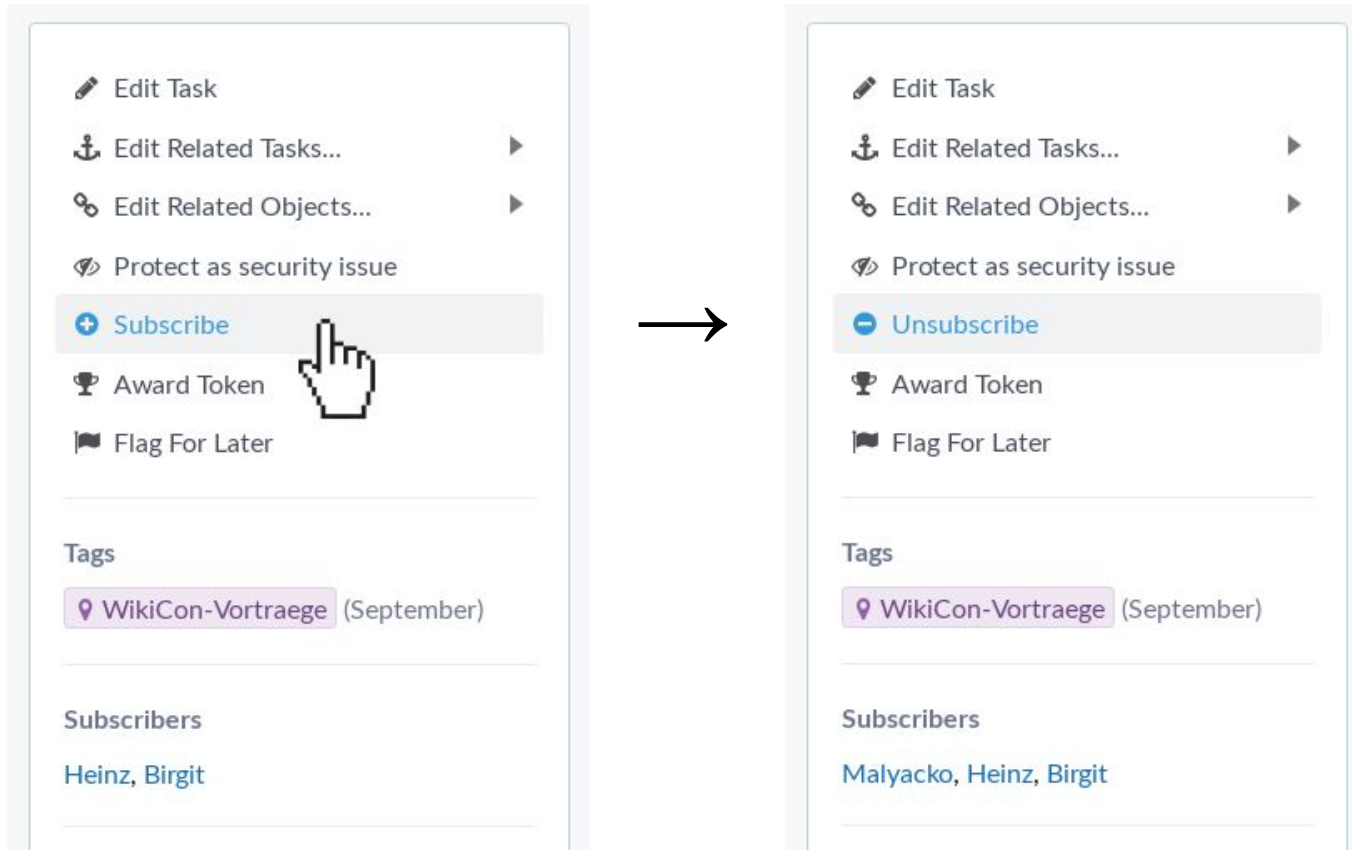
German-Community-Wishlist

Design TCB-Team

Following activity in tasks or projects interesting you

- Receiving notifications about activity / changes: Via email or in the upper left corner of Phabricator (bell symbol)
- Preferences: <https://phabricator.wikimedia.org/settings/> → Email Preferences
- Individual tasks: “Subscribe”
- Projects (and all their associated tasks): “Watch”

Following activity in individual tasks



The image illustrates a user interface for managing individual tasks, showing a transition from a subscribed state to an unsubscribed state. An arrow points from the left panel to the right panel.

Left Panel (Subscribed State):

- Edit Task
- Edit Related Tasks... ▶
- Edit Related Objects... ▶
- Protect as security issue
- Subscribe** (highlighted with a hand cursor)
- Award Token
- Flag For Later

Tags:

- WikiCon-Vortraege (September)

Subscribers:

- Heinz, Birgit

Right Panel (Unsubscribed State):

- Edit Task
- Edit Related Tasks... ▶
- Edit Related Objects... ▶
- Protect as security issue
- Unsubscribe** (highlighted)
- Award Token
- Flag For Later

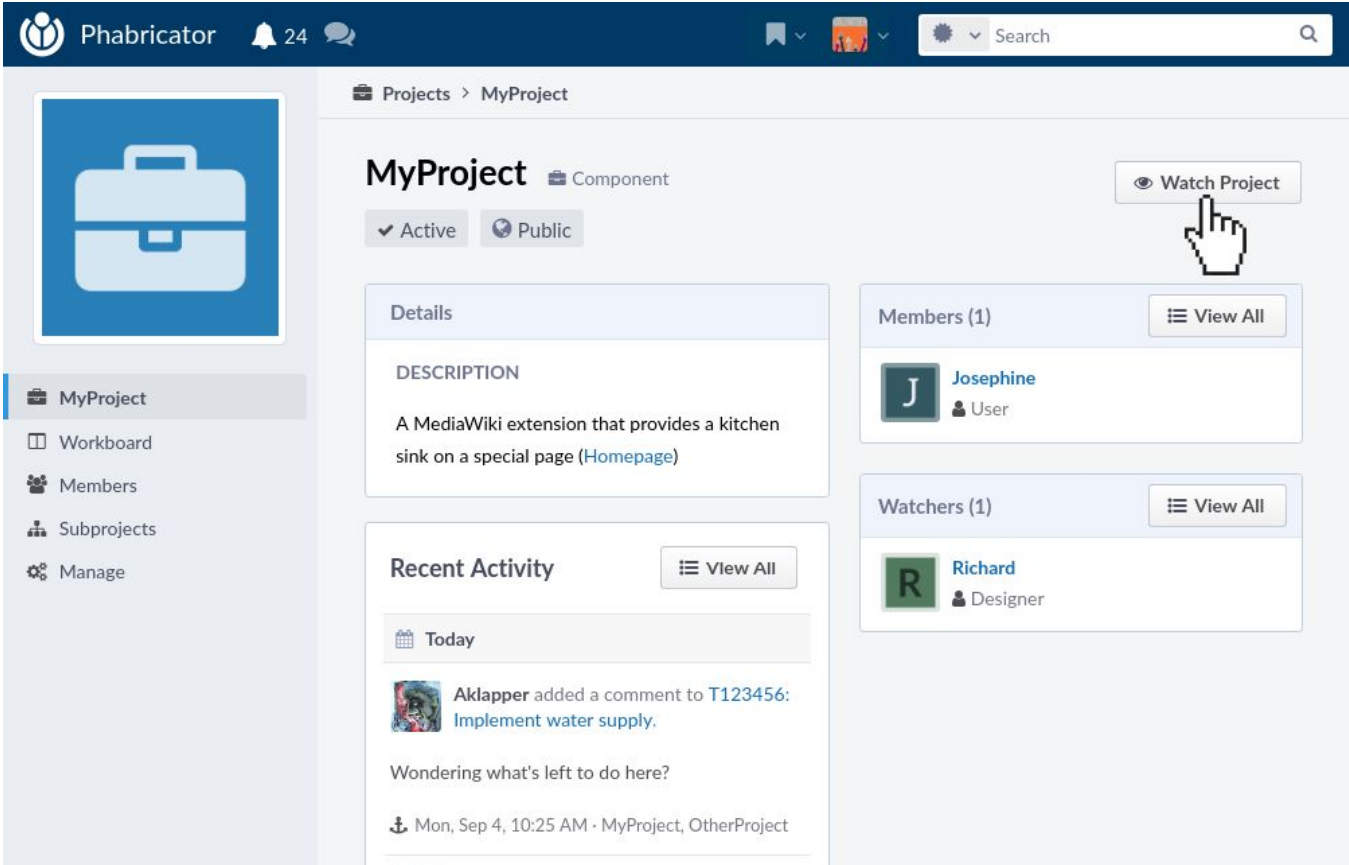
Tags:

- WikiCon-Vortraege (September)

Subscribers:








- Malyacko, Heinz, Birgit


Following activity in projects








The screenshot shows the Phabricator interface for a project named "MyProject". At the top, the Phabricator logo and name are on the left, followed by a notification bell with "24" and a search bar. Below the header, the breadcrumb "Projects > MyProject" is visible. The main content area features a large blue briefcase icon for the project. To the right of the icon, the project name "MyProject" is displayed with a "Component" tag, and a "Watch Project" button with an eye icon. Below the name are "Active" and "Public" status filters. The "Details" section contains a "DESCRIPTION" box with the text: "A MediaWiki extension that provides a kitchen sink on a special page ([Homepage](#))". The "Recent Activity" section shows a comment by "Aklapper" on "T123456: Implement water supply." with the text "Wondering what's left to do here?". On the right side, there are two lists: "Members (1)" with "Josephine" (User) and "Watchers (1)" with "Richard" (Designer). Each list has a "View All" button. A hand cursor is pointing at the "Watch Project" button. A large black arrow on the right side of the image points from the "Watch Project" button towards the right edge of the frame.

Following activity in projects




 Phabricator  24     Search 



-  MyProject
-  Workboard
-  Members
-  Subprojects
-  Manage

Projects > MyProject

MyProject Component


 Active  Public 


Details


DESCRIPTION


A MediaWiki extension that provides a kitchen sink on a special page ([Homepage](#))

Recent Activity



 Today

 Malyacko added a watcher for [MyProject](#): Malyacko.



 Mon, Sep 4, 12:23 PM



 Aklapper added a comment to [T123456](#): Implement water supply.

Members (1)

 Josephine  User

Watchers (2)

 Malyacko  User

 Richard  Designer

More / advanced functionality (not covered here)

- "Spaces" for non-public projects (e.g. security issues)
- Personalize your Phabricator front page (dashboards)
- Advanced search; Saving / sharing custom your searches
- "Flags" (personal bookmarks for tasks, similar to a watchlist)
- Hierarchy between tasks (parent tasks and subtasks)
- Agile development (if you know terms like "Scrum" or "Burndown charts")
- etc.

Help and further information

- <https://www.mediawiki.org/wiki/Phabricator/Help>
- https://www.mediawiki.org/wiki/Phabricator/Project_management
- https://www.mediawiki.org/wiki/Phabricator/Creating_and_renaming_projects
- https://www.mediawiki.org/wiki/How_to_report_a_bug

Credits

- https://commons.wikimedia.org/wiki/File:Phacility_phabricator_logo.svg
- <https://phabricator.wikimedia.org/>
- <https://www.mediawiki.org/>