



Flash Eurobarometer 400

INTRODUCTION OF THE EURO IN THE MORE RECENTLY ACCEDED MEMBER STATES

REPORT

Fieldwork: April 2014

Publication: June 2014

This survey has been requested by the European Commission, Directorate-General for Economic and Financial Affairs and co-ordinated by the Directorate-General for Communication.

This document does not represent the point of view of the European Commission.
The interpretations and opinions contained in it are solely those of the authors.

Flash Eurobarometer 400

Introduction of the euro in the more recently acceded Member States

Conducted by TNS Political & Social at the request of
the European Commission,
Directorate-General Economic and Financial Affairs
(DG ECFIN)

Survey co-ordinated by the European Commission, Directorate-
General for Communication
(DG COMM "Strategy, Corporate Communication Actions and
Eurobarometer" Unit)

Project title Flash Eurobarometer 400
“Introduction of the euro in
the more recently acceded
Member States”
- Spring 2014

Linguistic Version EN

Catalogue Number KC-02-14-613-EN-N

ISBN 978-92-79-38372-4

DOI 10.2765/84762

© European Union, 2014

TABLE OF CONTENTS

INTRODUCTION	4
MAIN FINDINGS.....	7
I. AWARENESS OF THE EURO	11
1. Citizens' awareness of the euro area and the euro's introduction.	11
1.1. Awareness of the current number of euro area countries	11
1.2. Expected date of the euro's adoption.....	15
1.3. Can new Member States choose whether or not to adopt the euro?..	17
1.4. Familiarity with the design of euro banknotes	20
1.5. Familiarity with the design of euro coins	23
2. Experience with euro cash.....	27
2.1. Euro banknotes.....	27
2.2. Euro coins	30
2.3. Where do people use the euro?.....	33
II. INFORMING CITIZENS ABOUT THE EURO	37
1. Self-perceived level of information	37
2. Timing, channels and content of information.....	40
2.1. Timing for the receipt of information about the euro	40
2.2. Trusted distributors of information on the euro	44
2.3. Preferred channels for information campaign.....	47
2.4. Most favoured topics of information campaigns.....	51
2.5. Main activities and events essential to be included in an information campaign	54

III. THE EURO: PERCEPTIONS AND SUPPORT FOR ITS INTRODUCTION	57
1. Consequences of the euro's introduction	57
1.1. Consequences at a national level	57
1.2. Personal consequences of the euro's introduction	61
2. Support for the single currency	64
2.1. Opinions within the respondents' social environment	64
2.2. The most desired timeframe for the adoption of the euro	67
IV. CONSEQUENCES OF ADOPTING THE EURO	70
1. The consequences in general	70
2. Political and economic consequences of introducing the euro	73
2.1. Will the changeover to the euro increase prices?	73
2.2. Favourable political and economic consequences of the euro	75
3. Practical consequences of the euro changeover	78
4. Potential inconveniences of the introduction of the euro	81
4.1. Concerns regarding abuses and cheating on prices during the changeover	82
4.2. Changes due to the euro's introduction	85
4.3. Effects on national identity due to the adoption of the euro	88
4.4. Control over a nation's economic policy	91

ANNEXES

Technical specifications
Questionnaire
Tables

INTRODUCTION

All EU Member States are to adopt the common currency, the euro, once they have fulfilled the criteria defined in the Maastricht Treaty on the Functioning of the European Union (with the exception of Denmark and the UK, which have a specific opt-out from these Treaty provisions). There is no common strategy or fixed timetable for the introduction of the euro in the Member States that joined in or after 2004, but the Treaty does require them to join the euro area at an undefined date in the future.

Of the countries that joined the EU in or after 2004, Slovenia, Cyprus and Malta joined the euro area in 2007 and 2008; Slovakia followed in January 2009; Estonia joined in January 2011; and Latvia joined on 1 January 2014. Before adopting the euro, a country must comply with the Maastricht criteria including membership of the Exchange Rate Mechanism II (ERM II) for a minimum of two years. Lithuania is a member of ERM II, while Croatia, the Czech Republic, Hungary, Poland, Bulgaria and Romania have not yet joined it.

Having become the EU's 28th Member State in July 2013, Croatia is included in this wave of the survey for the first time.

Lithuania is currently taking active steps to introduce the euro in the near future. In April 2014, the Lithuanian Parliament passed the Law on the Euro Adoption, confirming that the country would join the euro on 1 January 2015. The European Commission and the European Central Bank are still reviewing Lithuania's application, and they are due to publish their views on whether the timing is right for the country's accession in June. The opinions of Lithuanian respondents have naturally been influenced by these developments.

The European Commission keeps track of general opinions, levels of knowledge and familiarity with the single currency among citizens of the respective countries in view of the introduction of the euro in the Member States that joined the EU in 2004 or later. This survey is the sixteenth of its kind, following earlier Flash Eurobarometer surveys in the period 2004–2013.

The objectives of this survey are identical to those of previous rounds: to identify and track citizens' perceptions in the new Member States outside the euro area (the "NMS7") regarding the future introduction of the common currency. The NMS7 refers collectively to Bulgaria, Croatia, the Czech Republic, Hungary, Lithuania, Poland and Romania.

The main themes of this report are an examination of:

- levels of knowledge about and experience of the euro among citizens in the NMS7
- citizens' feelings about how well they have been informed and their preferred information channels
- NMS7 citizens' perceptions of, and support for, the single currency
- their expectations about the adoption of the euro and the potential inconveniences they foresee.

This report sums up the main attitudes towards the euro in the NMS7 and describes the climate of opinion in each of the countries which are due to adopt the common currency at a future date. It should be noted that “average” perceptions might change because of the different composition of samples in comparison to previous rounds: Slovenia was dropped from the surveys in 2007, Malta and Cyprus in 2008 and Slovakia in 2009. Estonia was excluded as of May 2011, and Latvia is omitted from this latest edition for the first time. In addition, Bulgaria and Romania joined the surveys from autumn 2007, with Croatia added this year.

This questionnaire is comparable with those conducted previously for some questions, although several have been amended and some new questions have been added (though there are no new questions in the latest wave).

This survey was carried out by the TNS Political & Social network in the seven Member States that joined the European Union in recent years and have not yet adopted the euro (the “NMS7”) between 22 and 24 April 2014. Some 7,017 respondents from different social and demographic groups were interviewed via telephone in their mother tongue on behalf of the Directorate-General for Economic and Financial Affairs (DG ECFIN). The methodology used is that of Eurobarometer surveys as carried out by the Directorate-General for Communication “Strategy, Corporate Communication Actions and Eurobarometer” Unit¹. A technical note on the manner in which interviews were conducted by the Institutes within the TNS Political & Social network is appended as an annex to this report. Also included are the interview methods and confidence intervals².

¹ http://ec.europa.eu/public_opinion/index_en.htm

² The results tables are included in the annex. It should be noted that the total of the percentages in the tables of this report may exceed 100% when the respondent has the possibility of giving several answers to the question.

Note**ABBREVIATIONS**

NMS7 The seven Member States that joined the
European Union in the recent years and have
not yet adopted the euro (2004, 2007 and
2013)

BG Bulgaria
CZ Czech Republic
LT Lithuania
HU Hungary
PL Poland
RO Romania
HR Croatia

The Eurobarometer web site can be consulted at the following address:

http://ec.europa.eu/public_opinion/index_en.htm

*We would like to take the opportunity to thank all the respondents across the continent
who have given of their time to take part in this survey.*

Without their active participation, this study would simply not have been possible.

MAIN FINDINGS

Awareness of the euro

- 30% of respondents know that 18 countries have already introduced the euro. The number of respondents able to state the correct number of euro area countries ranges from 39% in Croatia to 25% in Romania.
- 40% of people expect their country to join the euro by 2019, down from 53% who thought this in 2013. 78% think their country will join at some point in the future.
- The proportion of respondents who think their country will join the euro area at some point in the future ranges from 95% in Lithuania to 65% in Bulgaria.
- 82% of people in Lithuania think their country will join the euro in 2015.
- 72% of respondents wrongly believe that their nation has a choice as to whether it can adopt the euro, while only 24% of respondents know that their country has no choice.
- While 35% of people in Lithuania know that their country is committed to euro entry, only 19% are aware of this in Poland.
- As in previous waves of the survey, in most NMS7 countries, respondents are more familiar with euro banknotes than euro coins:
 - While 51% of people know that euro banknotes have the same design in all euro area countries, only 35% correctly say that euro coins have partly different designs from country to country.
 - 91% of respondents have seen euro banknotes and 85% have seen euro coins; of these, 69% have already used the banknotes and 62% have used euro coins.
- Just under half (47%) of the respondents say they have only used euro banknotes abroad, while over half (53%) have used them domestically.

Informing citizens about the euro

- A majority (56%) of respondents do not feel well informed about the euro.
- Lithuania and the Czech Republic are the only NMS7 countries in which more respondents feel well informed about the euro (50% in both countries) than the contrary (LT 46% CZ 48%). In the other five countries, a majority of respondents say they are not well informed.
- Three quarters of respondents (76%) say they would trust information about the euro and issues related to the changeover provided by their national central bank. Six out of ten people (59%) also trust information from European institutions.
- Less than half of respondents would trust information about the euro changeover from governments, and national or regional authorities (47%), tax and fiscal administrations (43%), consumer associations (42%), commercial banks (40%), trade unions (29%), and journalists (28%).
- Television is the preferred channel for information about the introduction of the euro (71% of respondents prefer it). It is followed by the internet (60%), banks (53%), the radio (50%), and newspapers and magazines (47%).
- In terms of which pieces of information are essential in preparation for the changeover, knowing the value of one euro in their country's currency is considered the most important feature of the information campaign (by 79% of respondents), followed by the practical implications of joining the euro regarding their salary and bank account (77%).
- When considering the various campaign activities that might be pursued as part of the euro handover, most respondents (72%) think that the dual display of prices in shops is essential. The dual display of the amounts on bills is seen as the second most important activity (68%).
- Respondents in Lithuania are the most likely (along with Hungary) to support the dual display of prices in shops (84% for both) and TV advertising (72%).

The euro: perceptions and support for its introduction

- There has been a marked increase since 2013 in the proportion of respondents who think that introducing the euro would have a positive impact for their own country: 44% (+5) think it would be positive, while 50% (-4) say it would be negative.
- Romania and Hungary are the only NMS7 countries in which a majority of respondents think the introduction of the euro would have positive consequences for their country.
- Compared with the 2013 survey, an increased number of people now think that the personal consequences of introducing the euro would be positive: 45% (+6) think they will be positive, while 46% (-4) think they will be negative.
- Romania and Hungary are the only countries where a majority of respondents think the introduction of the euro will have positive consequences for them personally. In Lithuania, 35% (+2) see positive personal consequences and 44% (-3) negative.
- A majority of NMS7 respondents now support the introduction of the euro, a reversal of the situation in 2013: 52% (+7) are in favour, while 45% (-6) are opposed.
- A majority of respondents are in favour of introducing the euro in Bulgaria, Croatia, Hungary and Romania. In Lithuania, 48% (-7) are against and 46% (+5) are in favour.

Consequences of adopting the euro

- More respondents believe that the switch to the euro has had positive consequences in the countries that are already using it than did so in 2013: 52% (+6) think the consequences have been positive, 37% (-6) negative.
- In five countries a majority of respondents think that the euro has had positive consequences in those countries that are already using it - the exceptions being the Czech Republic and Croatia.
- Around two thirds of respondents (65%) think the changeover to the euro will increase prices, while 24% think it will help keep prices stable.
- A majority of respondents in six countries think that introducing the euro will increase prices, ranging from 76% in Poland to 50% in Hungary, while 48% think so in Romania. In Lithuania, 75 % (-3) think that prices will increase.
- In terms of the political and economic consequences of joining the euro, 50% of respondents think that introducing the euro will both make them feel more European than they do now, and also reinforce the place of Europe in the world.
- In all seven countries, most respondents say that joining the euro will make it more convenient for those who travel in other countries that use the euro, ranging from 89% in the Czech Republic to 65% in Croatia.
- A majority (71%) (-3) of respondents are concerned about abusive price setting during the changeover, ranging from 78% in Bulgaria, to 70% (-5) in Lithuania, and to 64% in Hungary.
- 45% of respondents feel that replacing their national currency will cause them a lot of personal inconvenience. The level of agreement on this point ranges from 60% in Croatia to 42% (-6) in Lithuania and 41% in Hungary.
- 48% of respondents believe that adopting the euro will mean that their country will lose a part of its identity. The proportion of respondents expressing this view ranges from 70% in the Czech Republic to 36% in Hungary, with Lithuania 57% (+2).
- Finally, 42% (-3) of respondents say that adopting the euro will mean that their country will lose control over its economic policy. The proportion of respondents who say this ranges from 56% in the Czech Republic, to 39% (-4) in Lithuania and 33% in Hungary.

I. AWARENESS OF THE EURO

1. CITIZENS' AWARENESS OF THE EURO AREA AND THE EURO'S INTRODUCTION

1.1. Awareness of the current number of euro area countries

- Three out of 10 of Europeans say correctly that there are 18 euro-area countries -

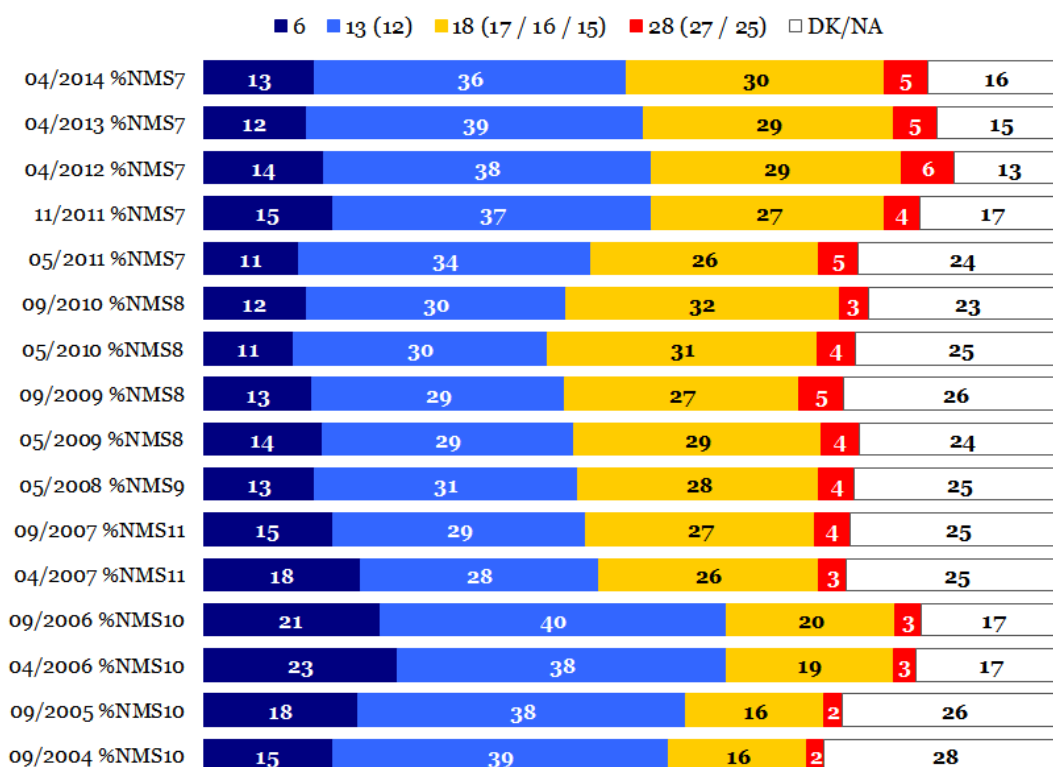
When asked how many EU countries have already introduced the euro, three out of 10 NMS7 respondents (30%) give the correct answer: 18³. This is up slightly on the proportion of people (29%) who gave the correct response in the previous wave of the survey (April 2013). The proportion of respondents answering this question correctly peaked at 32% in September 2010⁴.

A majority of 54% (-2) of respondents give an incorrect answer: 36% (-3) of them think that there are 13 euro area countries; 13% (+1) think there are six; and 5% (no change) think there are 28. There has been an increase in the proportion of respondents answering 'don't know': 16% say this now, compared with 15% in 2013 and 13% in 2012.

³ The euro area comprised of 12 countries in 2004, rising to 13 in 2007; 15 in 2008; 16 in 2009; 17 in 2011 and 18 in 2014. The answer options for this question have been adapted to reflect the situation at the time of the surveys.

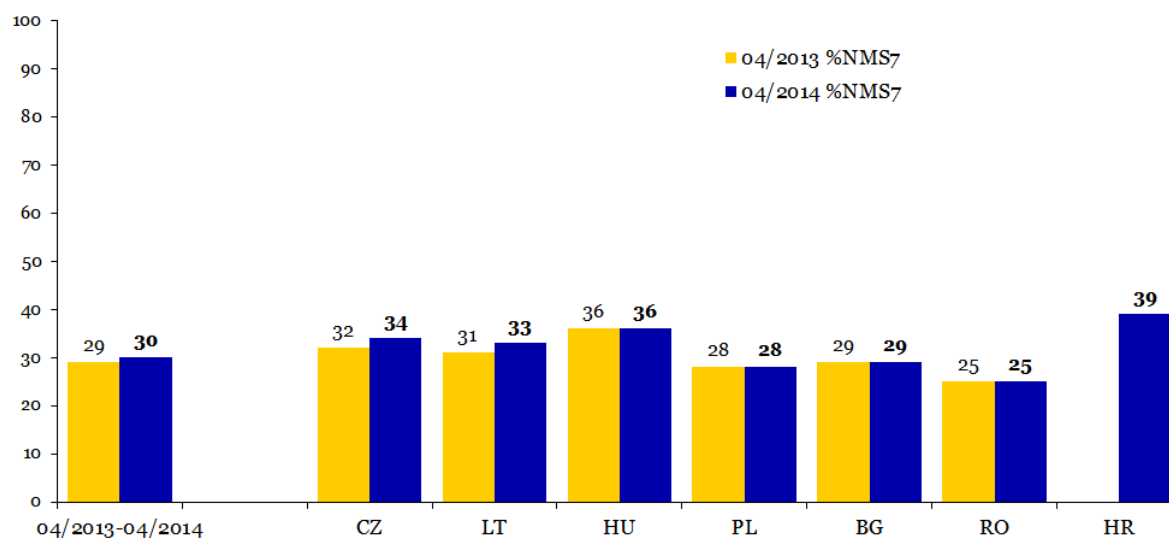
⁴ In 2010, eight Member States were included in the survey, and at that time 16 countries had joined the euro.

Number of current euro area countries



Q5a. According to you, how many EU countries have already introduced the euro?
(figures in parentheses were asked in previous surveys)

The number of respondents who know the correct number of euro area countries ranges from 39% in Croatia to 25% in Romania. The proportion of people giving this answer increased slightly in the Czech Republic (34%, +2) and Lithuania (33%, +2), while remaining unchanged elsewhere. Croatia was included in the survey for the first time this year so trend data is not available throughout the report.

Number of current euro area countries (% correct answers: "18" in 04/2014 / "17" in 04/2013)

Q5a. According to you, how many EU countries have already introduced the euro?
% of correct answers, by country

The **socio-demographic** data shows that:

- Men are more likely than women to correctly say that 18 EU countries have already introduced the euro, by a margin of 37% to 23%.
- Respondents who spent longer in education are more likely to answer correctly: 31% of people who left education aged 20 or over do so, compared with 20% of those who left aged 15 or below.
- Generally respondents who have either seen or used euro banknotes or coins are more likely to say that there are 18 euro area countries.
- While 36% of respondents who consider themselves to be well-informed about the euro correctly say that 18 Member States have adopted the currency, only 25% of those who say they are not well-informed give the right answer.

Q5a According to you, how many EU countries have already introduced the euro?

	6	13	18 (correct answer)	28	Don't know
NMS7	13%	36%	30%	5%	16%
Sex					
Male	10%	36%	37%	5%	12%
Female	16%	37%	23%	4%	20%
Education (End of)					
15-	16%	30%	20%	9%	25%
16-19	14%	34%	27%	5%	20%
20+	12%	38%	31%	4%	15%
Still studying	14%	42%	33%	6%	5%
Already seen euro banknotes					
Yes	12%	37%	30%	5%	16%
No	19%	33%	23%	6%	19%
Already seen euro coins					
Yes	12%	37%	31%	5%	15%
No	19%	32%	23%	5%	21%
Used euro banknotes					
Yes	11%	37%	32%	5%	15%
No	16%	38%	26%	3%	17%
Used euro coins					
Yes	11%	38%	32%	5%	14%
No	15%	35%	27%	4%	19%
Level of information about the euro					
Total 'Informed'	10%	37%	36%	5%	12%
Total 'Not informed'	16%	36%	25%	5%	18%

1.2. Expected date of the euro's adoption

- Over three quarters of NMS7 respondents expect their country to introduce the euro at some point in the future -

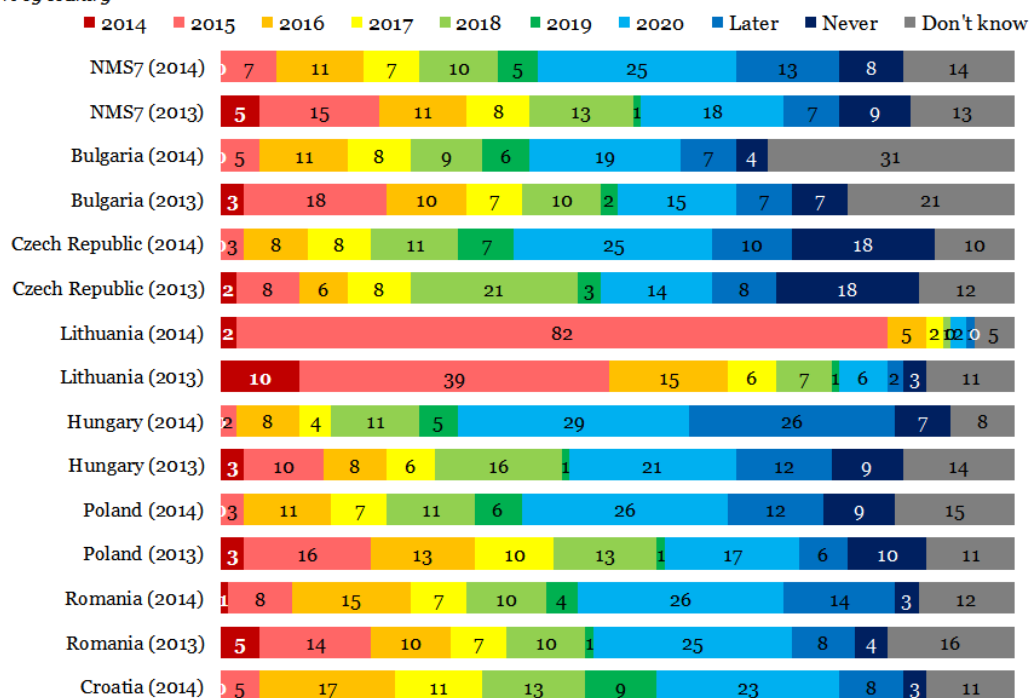
After being asked to identify the number of countries that currently use the euro, all respondents were then asked when they think the euro will be introduced.

Over three quarters of respondents (78%, no change compared with 2013) think that the euro will be introduced at some point, either in a specific year or later than 2020. Four out of ten respondents think that the euro will be introduced in or before 2019 (down to 40% from 53% who said this previously): of these, 7% say it will be introduced in 2014-15; 18% think it will happen in 2016-17; and 37% say the euro will be introduced in 2020 or later.

Less than one in ten (8%, -1) people think that the euro will never be introduced, while 14% (+1) don't know when it will be introduced.

Q5c. When, in which year do you think the euro will be introduced in [COUNTRY]?

% by country



In Bulgaria, 65% of respondents expect the euro to be introduced at some point in the future (-7 compared with 2013), which is the smallest proportion amongst all of the countries surveyed. However, only 4% (-3) explicitly say that they don't think the euro will ever be introduced, with almost a third unable to give an answer (31%). Respondents are less likely to think that it will be introduced in the coming years with much less people saying that it will be introduced by 2015 (5%, -16). 39% (-11) think that the euro will be introduced by 2019 with a large proportion (19%) expecting it in 2020. 7% (same as in 2013) say it will be introduced later.

In Croatia, a substantial majority of people (86%) think their country will adopt the euro at some point in the future. 5% say this will happen by 2015 with 78% expecting it to be introduced by 2020. However, almost one in ten think that it will eventually be introduced later than 2020. Along with Lithuania and Romania, Croatians are among the least likely to think that they will never join the euro area (3%).

In the Czech Republic, over seven out of 10 respondents (72%, +2) think their country will join the euro at some point in the future. However, only 3% (-7) think their country will introduce the euro by 2015. While 37% think the euro will be introduced in 2019 or earlier, 35% say it will happen in 2020 or later (+13). Nearly a fifth (18%, no change) think the Czech Republic will never adopt the currency.









In Hungary, while a sizeable majority of people (85%) think their country will join the euro at some point in the future (+8 compared with 2013), most of them (55%) say this will happen in 2020 or later. This is a notable increase since the survey conducted in 2013 when only a third of respondents thought the euro would be introduced in 2020 or later. Just three out of ten people (30%, -14) expect accession in 2019 or earlier. Less than a tenth of respondents (7%, -2) think that Hungary will never join the euro, while 8% (-6) don't know.




Lithuania has announced plans to adopt the euro in 2015, and it is therefore not surprising to find that a much larger proportion of respondents think this will happen by then (84% ,+35). Despite this, 7% (-14) of respondents still believe that Lithuania will start using the euro in 2016-17, while 5% (-6) don't know.

In Poland, 76% of respondents (-3) anticipate euro adoption at some point in the future, though this is down on the 79% who felt this way in 2013. Equal proportions of people think Poland will join by 2019 (38%), or in 2020 or later (38%). Roughly a tenth (9%, -1) think that the country will never join, while 15% (+4) don't know when the country will introduce the euro.

In Romania, 85% of respondents think that their country will join the euro at some point (+5 compared with 2013). Of these, 45% (+1) of respondents think that their country will join the euro by 2019, while 40% (+7) think it will happen in 2020 or later. Just 3% (-1) think the country will never join the euro, although 12% (-4) of respondents don't know when Romania will introduce the currency.

Q5c When, in which year do you think the euro will be introduced in [OUR COUNTRY]?

		2014	2015	2016	2017	2018	2019	2020	Later	Never	Don't know
	EU28	0%	7%	11%	7%	10%	5%	25%	13%	8%	14%
	BG	0%	5%	11%	8%	9%	6%	19%	7%	4%	31%
	CZ	0%	3%	8%	8%	11%	7%	25%	10%	18%	10%
	HR	0%	5%	17%	11%	13%	9%	23%	8%	3%	11%
	LT	2%	82%	5%	2%	1%	0%	2%	1%	0%	5%
	HU	0%	2%	8%	4%	11%	5%	29%	26%	7%	8%
	PL	0%	3%	11%	7%	11%	6%	26%	12%	9%	15%
	RO	1%	8%	15%	7%	10%	4%	26%	14%	3%	12%

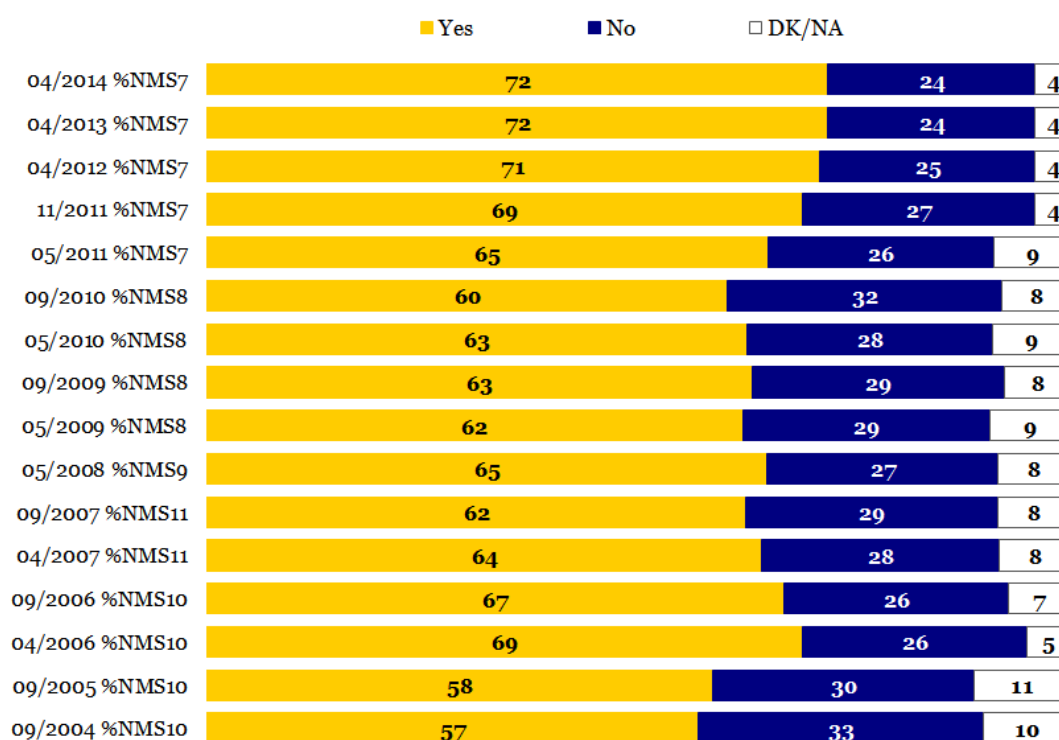
 1st MOST FREQUENTLY MENTIONED ITEM
 2nd MOST FREQUENTLY MENTIONED ITEM
 3rd MOST FREQUENTLY MENTIONED ITEM

1.3. Can new Member States choose whether or not to adopt the euro?

- Less than a quarter of respondents are aware that their country is already committed to joining the euro -

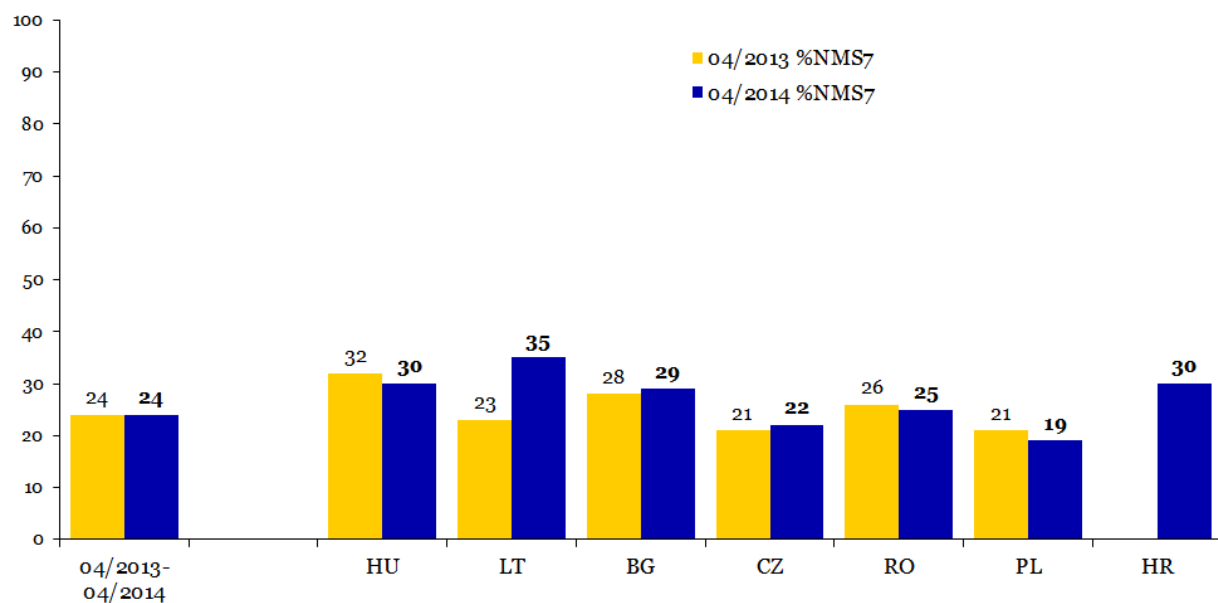
Over seven out of 10 NMS7 respondents (72%, no change since 2013) think – incorrectly – that their country can choose whether or not to adopt the euro. This remains the highest proportion of respondents ever to have given this answer in the history of the survey. Just under a quarter of respondents (24%, no change) correctly say that their country cannot choose.

Can Member States choose whether or not to adopt the euro?



Q5b. Can [COUNTRY] choose whether or not to introduce the euro?

Awareness that EU Member States are obliged to join the euro is highest in Lithuania, where 35% of people say that their country has no option but to join – up from 23% a year earlier. It is lowest in Poland (19%, -2). Since 2013, Bulgaria (29%, +1) and the Czech Republic (22%, +1) have recorded minor increases in the number of people saying that their country has no choice on this issue, while there was a small decline in Romania (25%, -1). In Croatia, 30% of people know that their country must join the euro.

Can Member States choose whether or not to adopt the euro? % of correct ("NO") answers

Q5b. In your opinion, can (OUR COUNTRY) choose whether or not to introduce the euro?
% of correct answers (NO), by country

Socio-demographic analysis shows that:

- Men (25%) are slightly more likely to answer correctly than women (22%).
- 15-24 year-olds (19%) are less likely to know that their country must adopt the euro than people in the other three age groups (24-25%).
- Employees (28%) are the most likely to answer correctly, while people not working (22%) are the least likely to do so.
- Respondents who say that the consequences of the euro in countries already using it are positive (20%) are less likely to say their country has a choice about whether to join than those who say they consequences are negative (29%).
- Similarly, only 19% of respondents who expect the consequences of the euro for their own country to be positive answer correctly, compared with 28% of those who expect the consequences to be negative.
- Those in favour of joining the euro (21%) are less likely to know that their country has no choice about whether to join than those not in favour (27%).

Q5b In your opinion, can (OUR COUNTRY) choose whether or not to introduce the euro?

	Yes	No	Don't know
NMS7	72%	24%	4%
Sex			
Male	71%	25%	4%
Female	73%	22%	5%
Age			
15-24	80%	19%	1%
25-39	71%	25%	4%
40-54	70%	25%	5%
55 +	70%	24%	6%
Respondent occupation scale			
Self-employed	74%	23%	3%
Employee	69%	28%	3%
Manual workers	73%	23%	4%
Not working	73%	22%	5%
Consequences in countries already using it			
Total 'Positive'	78%	20%	2%
Total 'Negative'	67%	29%	4%
Expected consequences of the euro for own country			
Total 'Positive'	78%	19%	3%
Total 'Negative'	68%	28%	4%
Attitude towards the introduction of the euro in the country			
Total 'In favour'	76%	21%	3%
Total 'Against'	68%	27%	5%

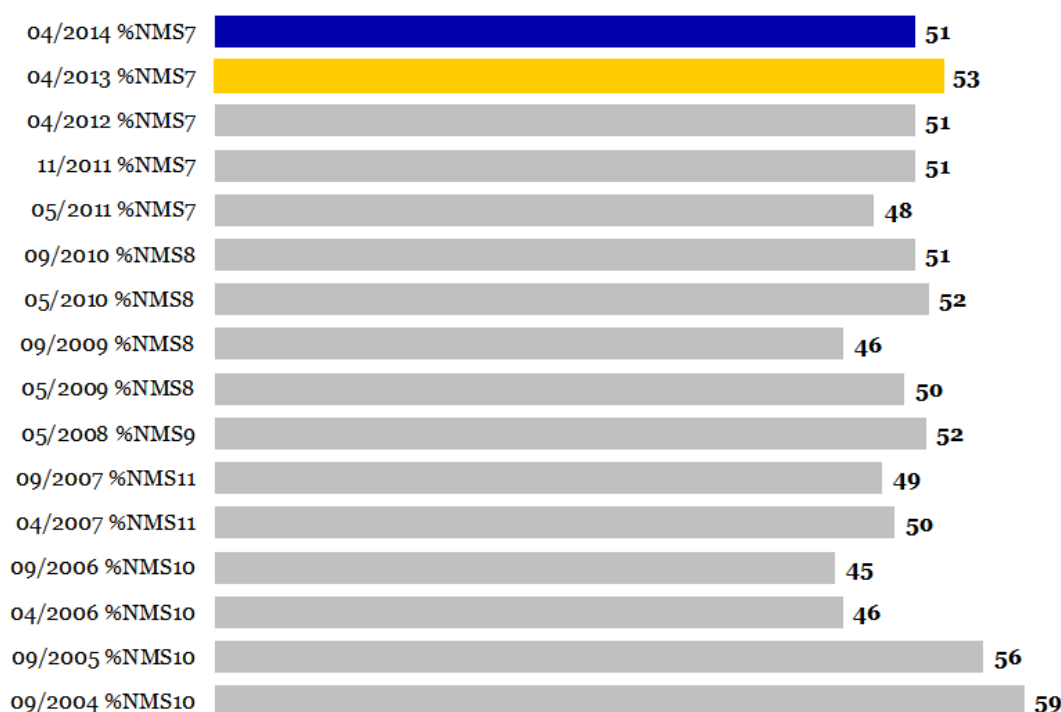
1.4. Familiarity with the design of euro banknotes

- A majority of respondents are aware that euro banknotes look the same in all countries that use them -

A majority (51%) of respondents think that euro banknotes look exactly the same in all countries that use it. However, this is decline from the 53% of people who said this in 2013. Around one third of respondents (32%, +2) think euro banknotes have partly different designs from country to country, while 17% (no change) don't know whether the designs vary.

Familiarity with the design of euro banknotes

Correct answer: "the euro banknotes look exactly the same in all countries that use the euro"



2006-2014: Q3. And what do you think, which of the following statements is correct?

The euro banknotes look exactly the same in all countries that use the euro / have partly different designs from country to country that use the euro

2004-2005: Q15. According to you, do the euro banknotes look the same in all countries of the euro area?
Yes/No/DK/NA

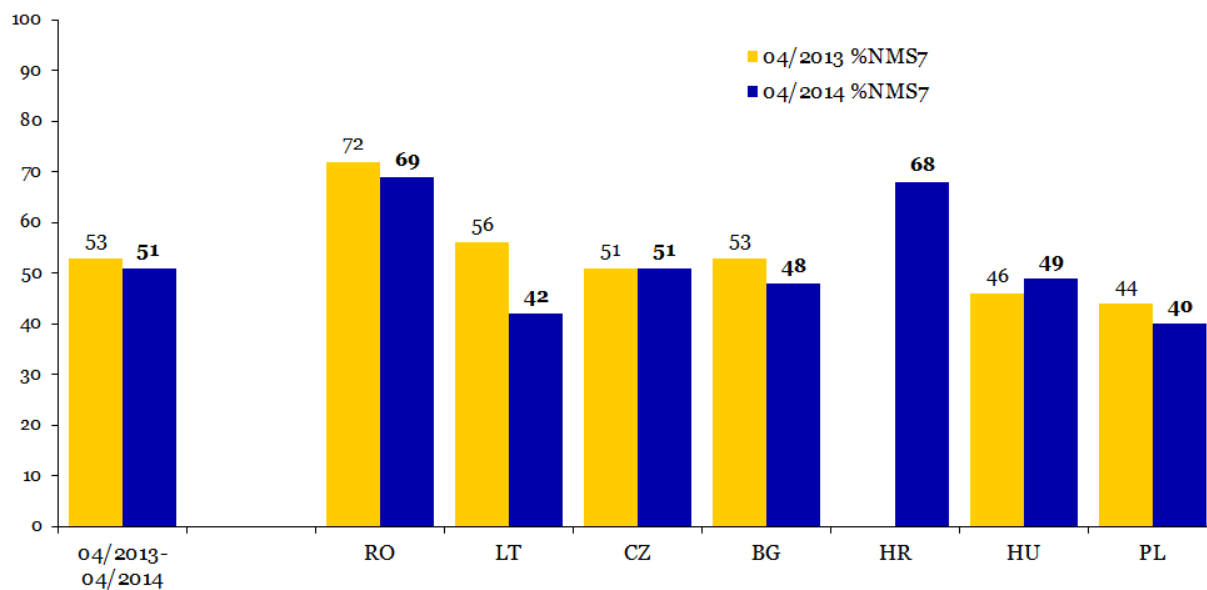
Over half of respondents in Romania (69%), Croatia (68%), and the Czech Republic (51%) know that euro banknotes look the same throughout the euro area. However, less than half are aware of this in Poland (40%), Lithuania (42%), Bulgaria (48%) and Hungary (49%).

Lithuania is the only country in which more people say euro banknotes have different designs from country to country than think they are the same across the euro area (44% vs. 42%).

Compared with 2013, the proportion of people who know that banknotes look the same declined substantially in Lithuania (-14), also falling to a lesser extent in Bulgaria (-5), Poland (-4), and Romania (-3), while it increased in Hungary (+3). There was no change in the Czech Republic.

Familiarity with the design of euro:

Correct answer: "euro banknotes look exactly the same in all countries of the euro area"



Q3. What do you think, which of the following statements is correct?
% by country

According to the socio-demographic data:

- Women are more likely than men to know that euro banknotes look the same in all countries, by a margin of 54% to 47%.
- Younger respondents are the most likely to be aware that euro banknotes look the same in all countries: 60% of 15-24 year-olds know about this, compared with just 44% of people aged 55 and above.
- 55% of employees know that euro banknotes all look the same, as opposed to 45% of the self-employed.
- A majority (52%) of people who have already seen euro banknotes are aware that they look the same in all countries, compared with 42% of those who have not seen them before.
- Similarly, those who have used banknotes are also more likely to know that euro banknotes are identical in all countries (53% vs. 46%).

Q3 What do you think, which of the following statements is correct?

	The euro banknotes look exactly the same in all countries that use the euro	The euro banknotes have partly different designs from country to country	Don't know
NMS7	51%	32%	17%
Sex			
Male	47%	41%	12%
Female	54%	24%	22%
Age			
15-24	60%	33%	7%
25-39	54%	34%	12%
40-54	51%	33%	16%
55 +	44%	29%	27%
Respondent occupation scale			
Self-employed	45%	41%	14%
Employee	55%	33%	12%
Manual workers	48%	34%	18%
Not working	51%	29%	20%
Already seen euro banknotes			
Yes	52%	32%	16%
No	42%	27%	31%
Used euro banknotes			
Yes	53%	33%	14%
No	46%	31%	23%

1.5. Familiarity with the design of euro coins

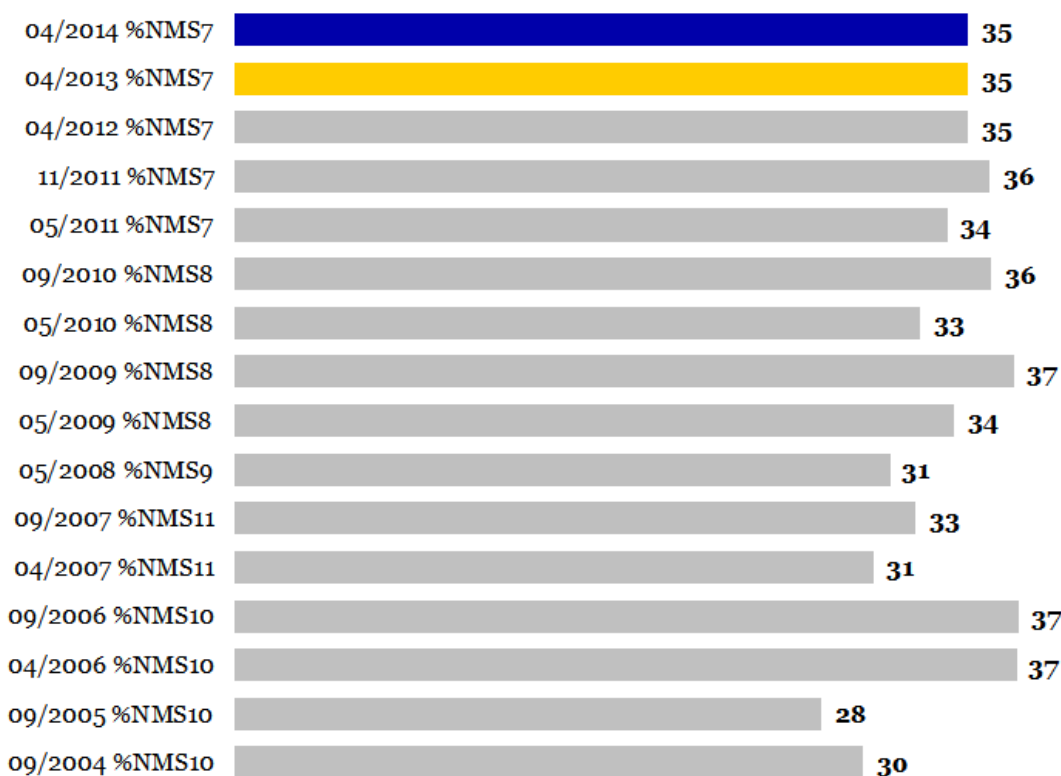
- Most respondents are unaware that euro coins have different designs from country to country -

As found consistently by previous surveys, respondents demonstrate less awareness about the appearance of euro coins than about euro banknotes. Just over a third (35%) of NMS7 respondents know that euro coins have partly different designs from country to country, compared with 51% who know that euro banknotes look the same. This result has now remained unchanged since 2012.

Just under half (46%, -1) of NMS7 respondents think that euro coins look exactly the same in all countries that use the euro. A fifth says they don't know (19%, +1).

Familiarity with the design of euro coins:

Correct answer: "the euro coins have partly different designs from country to country"



2006-2014: Q4. And what do you think, which of the following statements is correct?

The euro coins look exactly the same in all countries that use the euro / have partly different designs from country to country that use the euro

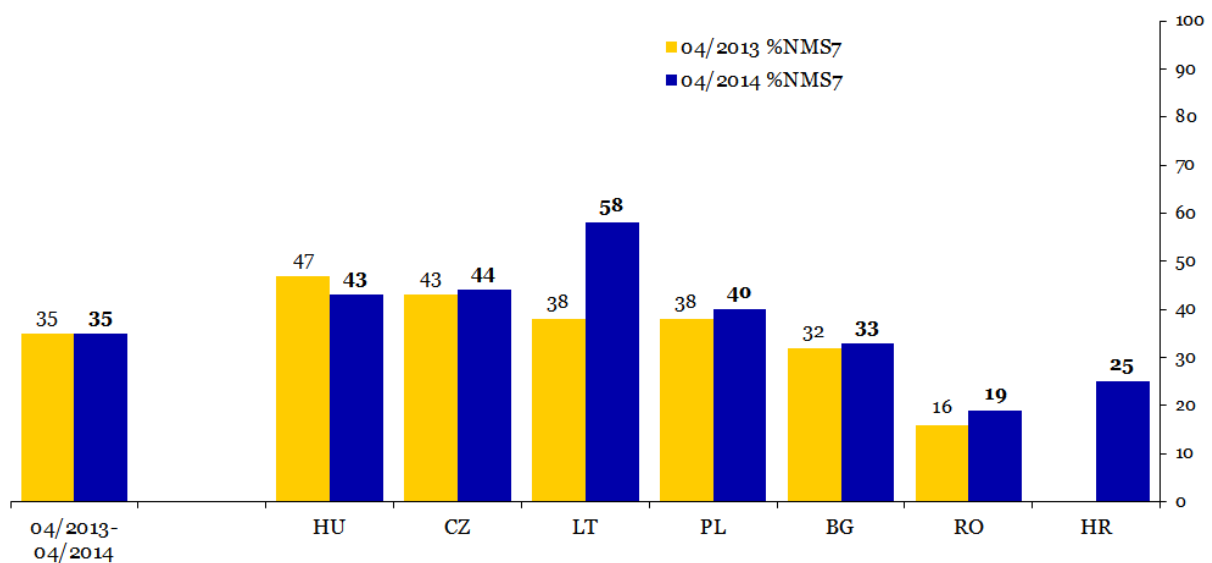
2004-2005: Q16. According to you, do the euro coins look the same in all countries of the euro area?

Yes/No/DK/NA

Awareness that euro coins partly differ in design from country to country ranges from 58% in Lithuania to 19% in Romania, where familiarity with euro coins is much lower than in other countries, followed by the newly joined Member State Croatia (25%). Since 2013, awareness that euro coins have varying designs has risen substantially in Lithuania (+20), which is interesting in light of the large fall in the level of awareness there about the design of euro banknotes (-14). There were small increases in awareness of this issue in Romania (19%, +3), Poland (40%, +2), the Czech Republic (44%, +1) and Bulgaria (33%, +1), but a decline in Hungary (43%, -4).

Familiarity with the design of euro:

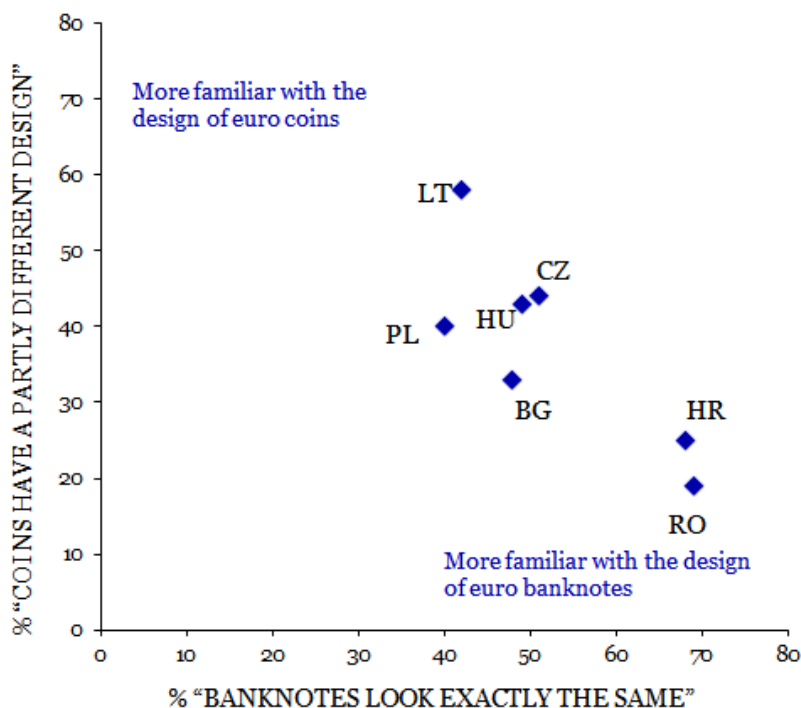
Correct answer: "the euro coins have partly different designs from country to country"



Q4. What do you think, which of the following statements is correct?
% by country

As the graph below shows, respondents in Bulgaria, the Czech Republic, Hungary and Poland have similar levels of awareness about the designs of euro banknotes and coins. In Croatia and Romania, respondents are much more familiar with euro banknotes, while in Lithuania there is greater awareness when it comes to the design of coins.

The design of the euro banknotes and coins



Q3-Q4. What do you think, which of the following statements is correct?
% by country

The socio-demographic data show that:

- Men (44%) are more likely than women (27%) to know that euro coins have partly different designs from country to country.
- Respondents aged 25-39 (41%) are the most likely to know that euro coins have partly different designs, while those aged 55 and over (30%) are the least likely to be aware of this.
- 40% of respondents who finished their education aged 20 and over answer this question correctly, compared with 26% who left school aged 15 or under.
- 43% of employees know that euro coins have partly different designs from, but only 30% of people who are not working are aware of this.
- While 38% of people who have seen euro coins are aware that they have differing designs, just 23% of those who have not seen them before know about this.

- 40% of respondents who have used euro coins know that they have varying designs, compared with 29% of people who have not used them.
- Four out of 10 people (41%) who say they are informed about the euro know that euro coins have partly different designs from country to country, versus 31% of people who say they are not informed.

Q4 And what do you think, which of the following statements is correct?

	The euro coins look exactly the same in all countries that use the euro	The euro coins have partly different designs from country to country	Don't know
NMS7	46%	35%	19%
Sex			
Male	41%	44%	15%
Female	51%	27%	22%
Age			
15-24	62%	33%	5%
25-39	47%	41%	12%
40-54	43%	38%	19%
55 +	41%	30%	29%
Education (End of)			
15-	44%	26%	30%
16-19	48%	31%	21%
20+	42%	40%	18%
Still studying	61%	35%	4%
Respondent occupation scale			
Self-employed	40%	40%	20%
Employee	45%	43%	12%
Manual workers	46%	38%	16%
Not working	48%	30%	22%
Already seen euro coins			
Yes	47%	38%	15%
No	40%	23%	37%
Used euro coins			
Yes	47%	40%	13%
No	50%	29%	21%
Level of information about the euro			
Total 'Informed'	45%	41%	14%
Total 'Not informed'	48%	31%	21%

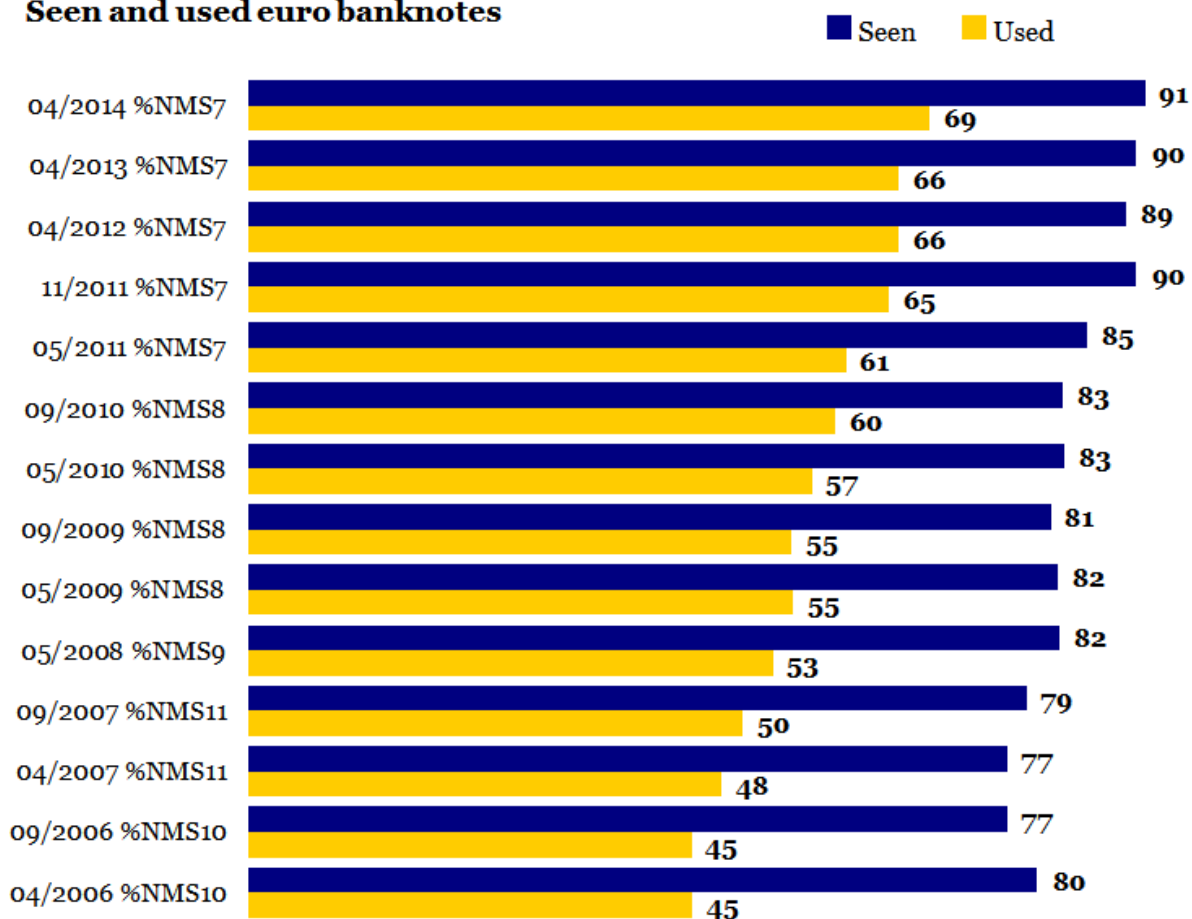
2. EXPERIENCE WITH EURO CASH

2.1. Euro banknotes

- *The proportion of respondents who have used euro banknotes continues to increase steadily over time -*

Nine out of ten NMS7 respondents (91%) say that they have seen euro banknotes, while seven out of ten (69%) say that they have used them. Since 2013, the proportions of respondents who have seen (+1) and used (+3) euro banknotes have both increased. While the number of people who have seen euro banknotes has remained more or less the same since November 2011, the proportion who has used euro banknotes continues to increase from a base of 45% in 2006.

Seen and used euro banknotes



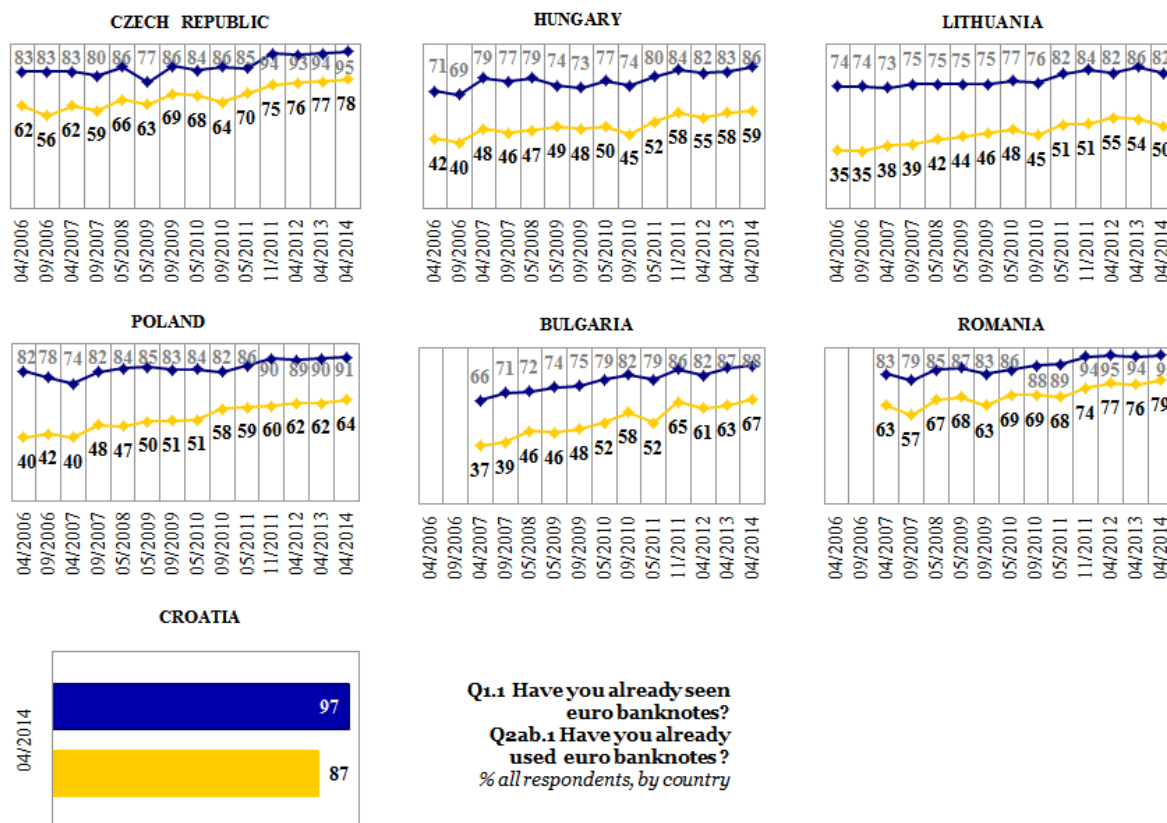
Q1.1. Have you already seen euro banknotes?
 Q2ab.1 Have you already used euro banknotes?
 %, all respondents

The proportion of respondents who have seen euro banknotes ranges from 97% in Croatia, to 82% in Lithuania. There has been relatively little change since 2013, with Hungary (86%, +3) recording the largest increase, and Lithuania (82%, -4) the largest decrease.

The proportion of respondents who have used euro banknotes ranges from 87% in Croatia, to 50% (-4) in Lithuania. Bulgaria (67%, +4) and Romania (79%, +3) both recorded noticeable increases in the number of people who have used euro banknotes, while Lithuania (50%, -4) experienced the only sizeable decline. Lithuania thus emerges as an exception, with the other NMS7 countries seeing long-term increases in the level of use of euro banknotes.

Seen and used euro banknotes

■ Seen ■ Used



The socio-demographic data show that:

- Men are more likely than women to have seen euro banknotes, by 94% to 89%, and also to have used euro banknotes, by 74% to 65%.
- Respondents who are 55 or over are the least likely to have seen or used euro banknotes. Only 57% have used them, compared with 80% of 25-39 year-olds.
- People who spent more time in education are more likely to have seen and used euro banknotes. While 74% of respondents who left education aged 20 or over say they have used them, only 47% of those who left school at 15 or under have done so.

- Respondents who live in large towns are more likely to have seen and used euro banknotes than those who live in rural villages: 74% of urban respondents have used euro banknotes, versus 64% of people who live in villages.
- Respondents who say they are informed about the euro are more likely to say that they have seen and used euro banknotes. For example, while 79% of those who say they are informed have used euro banknotes, only 62% of people who are uninformed have done so.

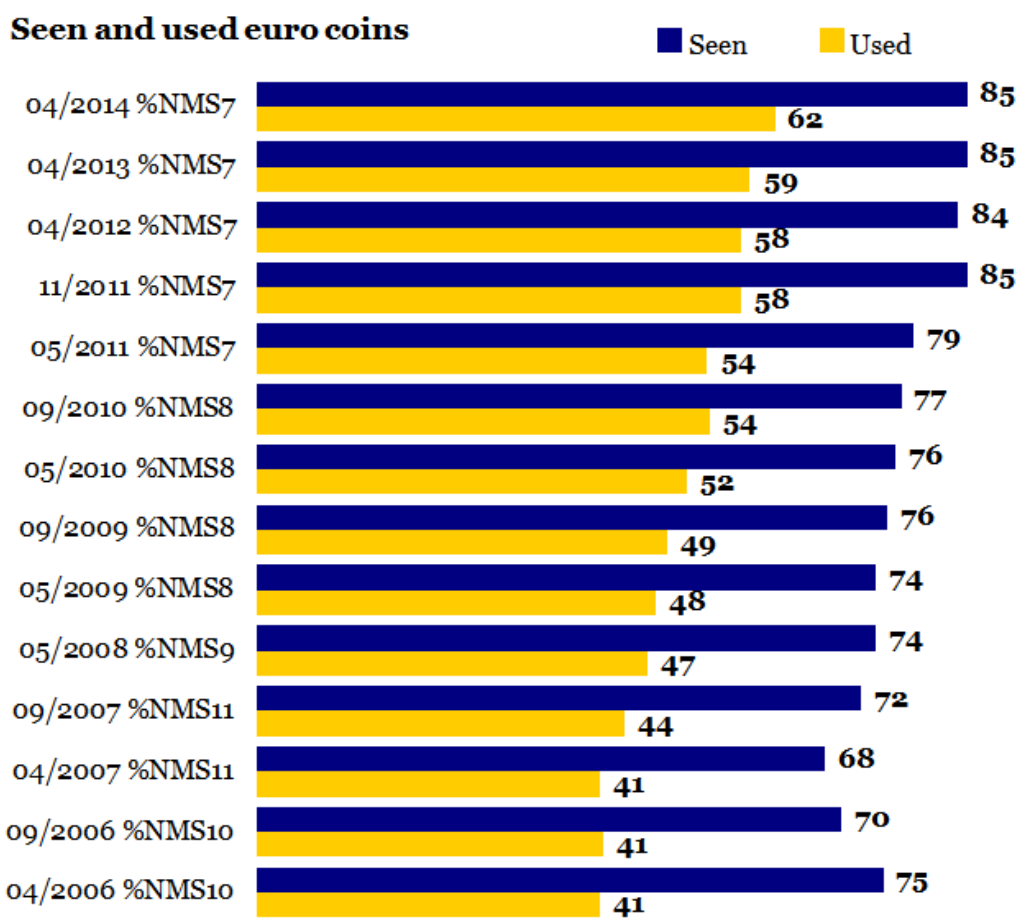
Q1.1 Have you already seen...?

	Euro banknotes		
	Yes	No	Don't know
NMS7	91%	9%	0%
Sex			
Male	94%	6%	0%
Female	89%	11%	0%
Age			
15-24	94%	6%	0%
25-39	93%	7%	0%
40-54	93%	7%	0%
55 +	87%	13%	0%
Education (End of)			
15-	79%	21%	0%
16-19	90%	10%	0%
20+	93%	7%	0%
Still studying	95%	5%	0%
Subjective urbanisation			
Rural village	89%	11%	0%
Small/ Mid-size town	92%	8%	0%
Large town	93%	7%	0%
Level of information about the euro			
Total 'Informed'	96%	4%	0%
Total 'Not informed'	88%	12%	0%

2.2. Euro coins

- As with banknotes, the number of respondents who have used euro coins has continued to rise -

Not as many NMS7 respondents have seen or used euro coins as have seen or used euro banknotes. Over eight out of ten (85%, no change since 2013) respondents say they have seen euro coins (vs. 91% who have seen banknotes). Over six out of ten respondents (62%, +3) say that they have used euro coins (vs. 69% who have used banknotes). These results suggest that while the number of people who have seen euro coins has stabilised, the number of people who have used them is still on an upward trend.



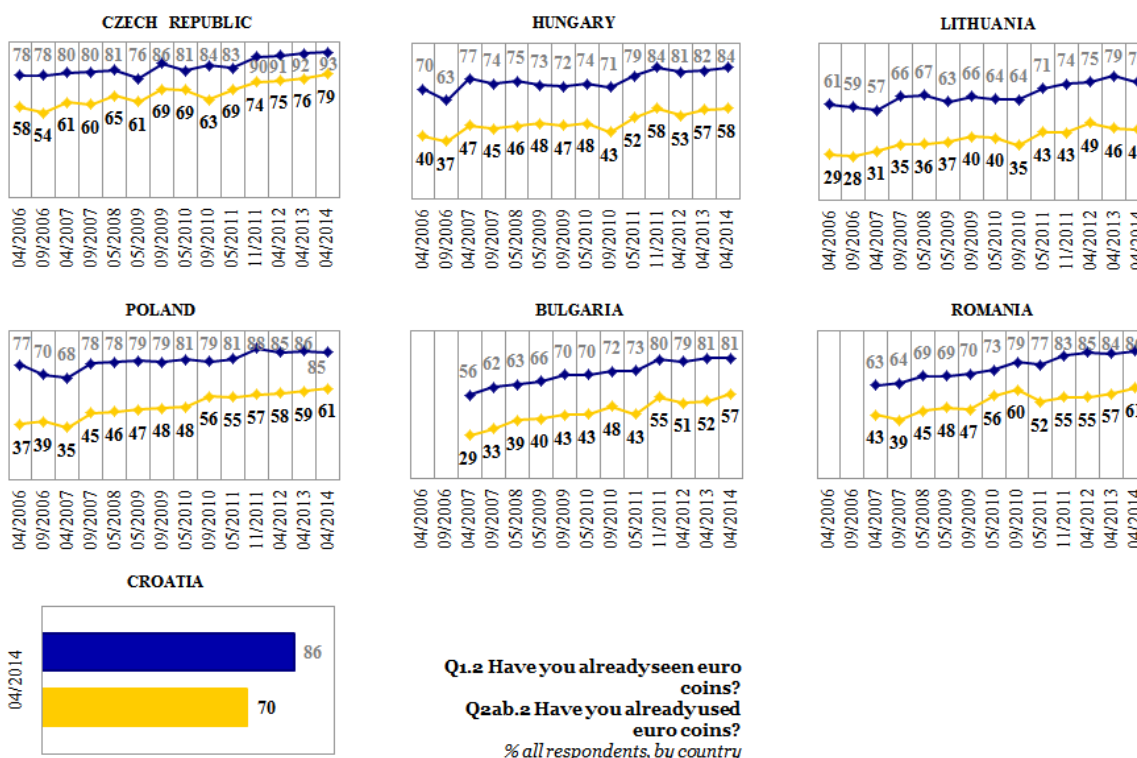
Q1.a Have you already seen euro coins?
Q2.ab2 Have you already used euro coins?
% all respondents

The number of respondents who have seen euro coins ranges from 93% in the Czech Republic to 75% in Lithuania. The proportion of people who have seen them has remained more or less unchanged in most NMS7 countries, with the exception of slight decrease in Lithuania (75%, -4).

In terms of usage, this ranges from 79% in the Czech Republic to 45% in Lithuania. Most countries recorded an increase in the number of respondents who have used euro coins, especially Bulgaria (57%, +5), Romania (61%, +4) and the Czech Republic (79%, +3). However, there was a marginal decline in Lithuania (45%, -1).

Seen and used euro coins

■ Seen ■ Used



The socio-demographic data show that:

- Men are more likely than women to have seen euro coins, by a margin of 90% to 81%, and also to have used them, by 68% to 56%.
- Respondents who are 55 or over are the least likely to have seen or used euro coins. For example, only 47% have used them, compared with 73% of people in the 25-39 age bracket.
- While 67% of respondents who left education at 20 or have used euro coins, only 38% of those who left at 15 or under have done so.
- While 79% of self-employed people have used euro coins, only 52% of respondents who are not working have done so.
- 74% of people who feel informed about the euro have used euro coins, compared with 53% of people who do not feel informed.

Q1.2 Have you already seen...?

Euro coins

	Yes	No	Don't know
NMS7	85%	15%	0%
Sex			
Male	90%	10%	0%
Female	81%	18%	1%
Age			
15-24	89%	10%	1%
25-39	91%	9%	0%
40-54	89%	11%	0%
55 +	76%	24%	0%
Education (End of)			
15-	67%	33%	0%
16-19	83%	17%	0%
20+	88%	12%	0%
Still studying	90%	10%	0%
Respondent occupation scale			
Self-employed	93%	7%	0%
Employee	93%	7%	0%
Manual workers	87%	13%	0%
Not working	79%	21%	0%
Level of information about the euro			
Total 'Informed'	92%	8%	0%
Total 'Not informed'	81%	19%	0%

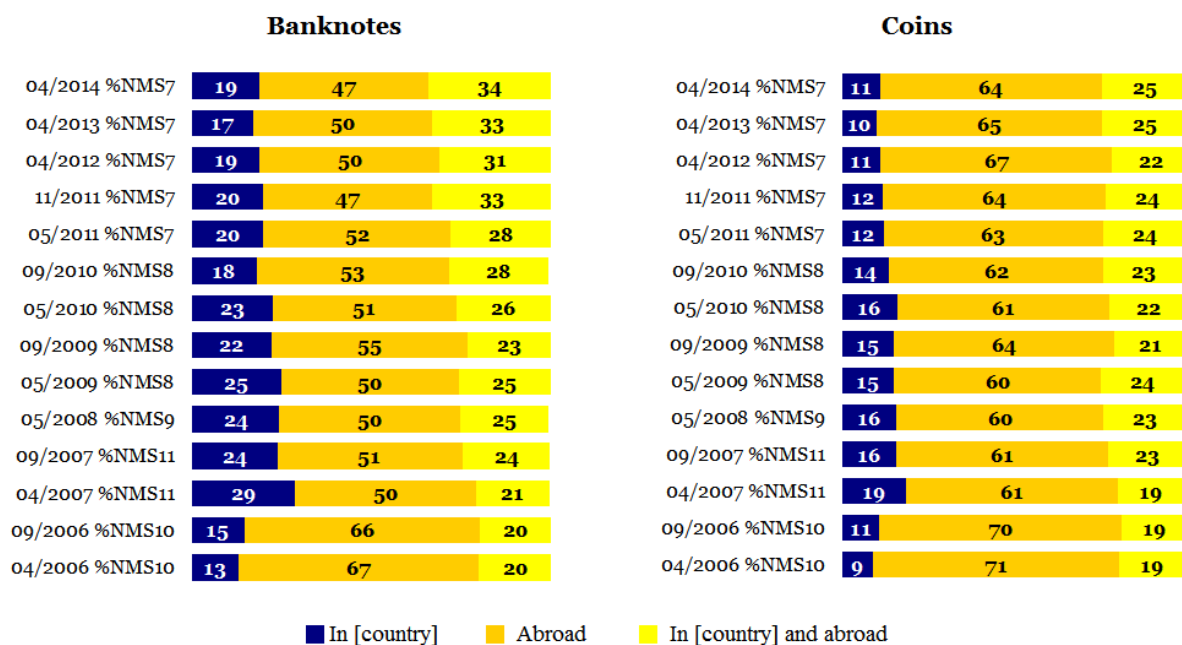
2.3. Where do people use the euro?

- A majority of the respondents who have used euro banknotes have done so in their own country -

This question applies only to respondents who say that they have used euro banknotes and/or coins. Nearly half (47%, -3 compared with 2013) of the people in this category say they have only used euro banknotes abroad. A third (34%, +1) say that they have used them in their own country and abroad, and a fifth (19%, +2) say they have used them in their own country only. This means that overall a majority of respondents (53%) have used euro banknotes in their country.

Meanwhile, nearly two thirds of respondents (64%, -1) say they have used euro coins abroad. A quarter of respondents (25%, =) say that they have used coins in their own country and abroad, and 11% (+1) say they have used them in their own country only. Overall, 36% of people who have used euro coins have done so in their own country.

Where do people use the euro ...?



Q2b./Q2c. You said you already used euro banknotes/coins. Was it...?
 Base: those, who have already used euro banknotes/coins

In Romania (83% vs. 17%), Croatia (58% vs. 42%) and Bulgaria (57% vs. 43%) more respondents have used euro banknotes domestically than have only used them abroad.

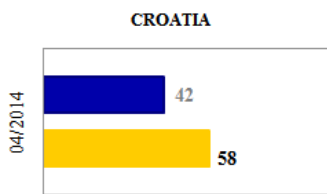
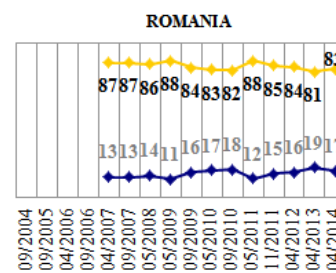
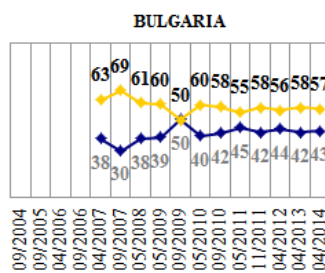
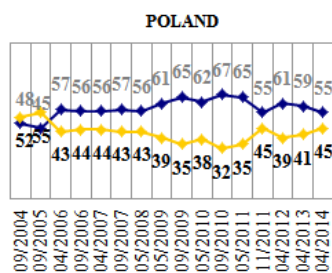
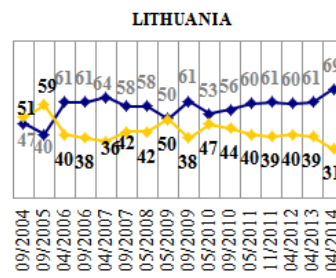
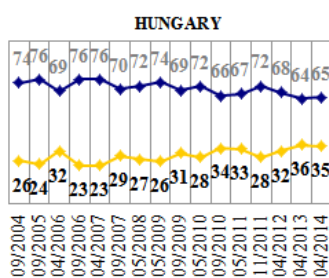
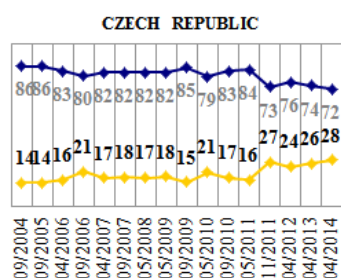
But in the other four countries, a majority of respondents have only used euro banknotes abroad. The gap between the proportion of people who say they have only used euro banknotes abroad and who say they have used them in their own country is widest in the Czech Republic (72% vs. 28%), followed by Lithuania (69% vs. 31%), Hungary (65% vs. 35%), and Poland (55% vs. 45%).

The number of people saying they used euro banknotes abroad only has increased substantially since 2013 in Lithuania (+8). However, it also declined in Poland (-4), in the Czech Republic (-2) and Romania (-2).

Where do people use euro banknotes?

■ Abroad only

■ ‘In [country]’ +
‘In [country] and abroad’



Q2b. You said you already used euro banknotes. Was it...?

Base: those, who have already used euro banknotes, % by country

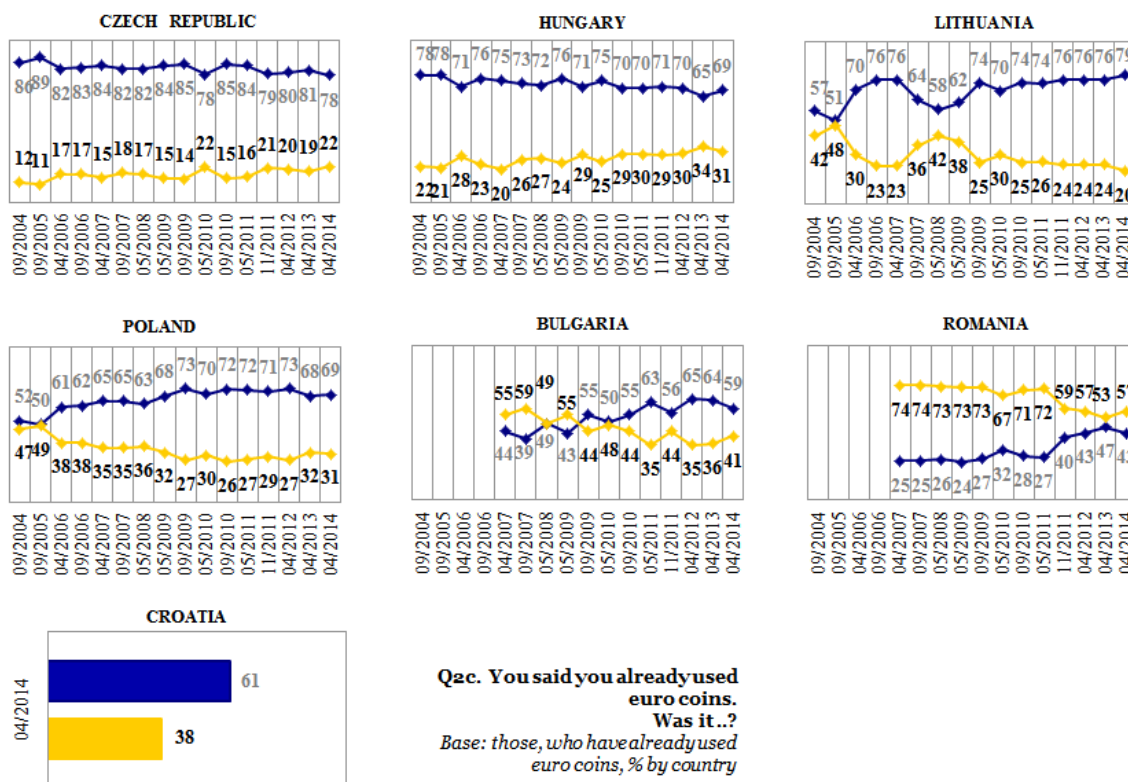
Romania (57% vs. 43%) is the only NMS7 country in which more respondents have used euro coins in their own country than have only used them abroad. Elsewhere, a majority of respondents have only used them abroad: Lithuania (79% vs. 20%), the Czech Republic (78% vs. 22%), Poland (69% vs. 31%), Hungary (69% vs. 31%), Croatia (61% vs. 38%), and Bulgaria (59% vs. 41%).

The proportion of people saying they only used euro coins abroad increased in Hungary (+4) and Lithuania (+3), but fell in Bulgaria (-5), Romania (-4), and the Czech Republic (-3).

Where do people use euro coins?

■ Abroad only

■ ‘In [country]’ + ‘In [country] and abroad’



According to the socio-demographic data:

- Women are more likely than men to have only used euro banknotes abroad (by a margin of 53% to 42%) and also to have only used euro coins abroad (by a margin of 68% to 61%).
- Respondents aged 55 and over (51%) are more likely to have only used euro banknotes abroad than 25-54 year-olds (43%).
- While a majority (51%) of respondents who finished their education aged 20 or over have only used euro banknotes abroad, this falls to 30% among those who left school aged 15 or under.
- Individuals who consider themselves to be informed about the euro are more likely to have used euro banknotes both at home and abroad than those who do not consider themselves informed, by a margin of 39% to 29%. However, people who say they are uninformed are more likely to have used euro banknotes only in their own country (25% vs. 14%).
- People who expect the introduction of the euro to have negative consequences for their own country (50%) are more likely to have only used the euro abroad than those who anticipate positive consequences (43%). The same is also true for those who think that it will have a positive impact on them personally (52% vs. 42%).

- 54% of people who are against the introduction of the euro have only used euro banknotes abroad, compared with 41% of those who are in favour of its introduction.

	Q2b You said you already used...					
	... euro banknotes. Was it...?			... euro coins. Was it...?		
	In (OUR COUNTRY)	Abroad	In (OUR COUNTRY) and abroad	In (OUR COUNTRY)	Abroad	In (OUR COUNTRY) and abroad
NMS7	19%	47%	34%	11%	64%	25%
Sex						
Male	17%	42%	41%	10%	61%	29%
Female	21%	53%	26%	11%	68%	21%
Age						
15-24	21%	47%	32%	13%	65%	22%
25-39	18%	43%	39%	10%	61%	29%
40-54	17%	47%	36%	10%	64%	26%
55 +	23%	51%	26%	10%	68%	22%
Education (End of)						
15-	36%	30%	34%	21%	48%	31%
16-19	25%	40%	35%	15%	58%	26%
20+	15%	51%	34%	7%	67%	26%
Still studying	17%	53%	30%	10%	71%	19%
Expected consequences of the euro for own country						
Total 'Positive'	22%	43%	35%	13%	60%	27%
Total 'Negative'	17%	50%	33%	8%	67%	25%
Expected personal consequences of the euro						
Total 'Positive'	21%	42%	37%	12%	59%	29%
Total 'Negative'	18%	52%	30%	9%	68%	23%
Attitude towards the introduction of the euro in the country						
Total 'In favour'	22%	41%	37%	13%	59%	28%
Total 'Against'	16%	54%	30%	8%	69%	23%

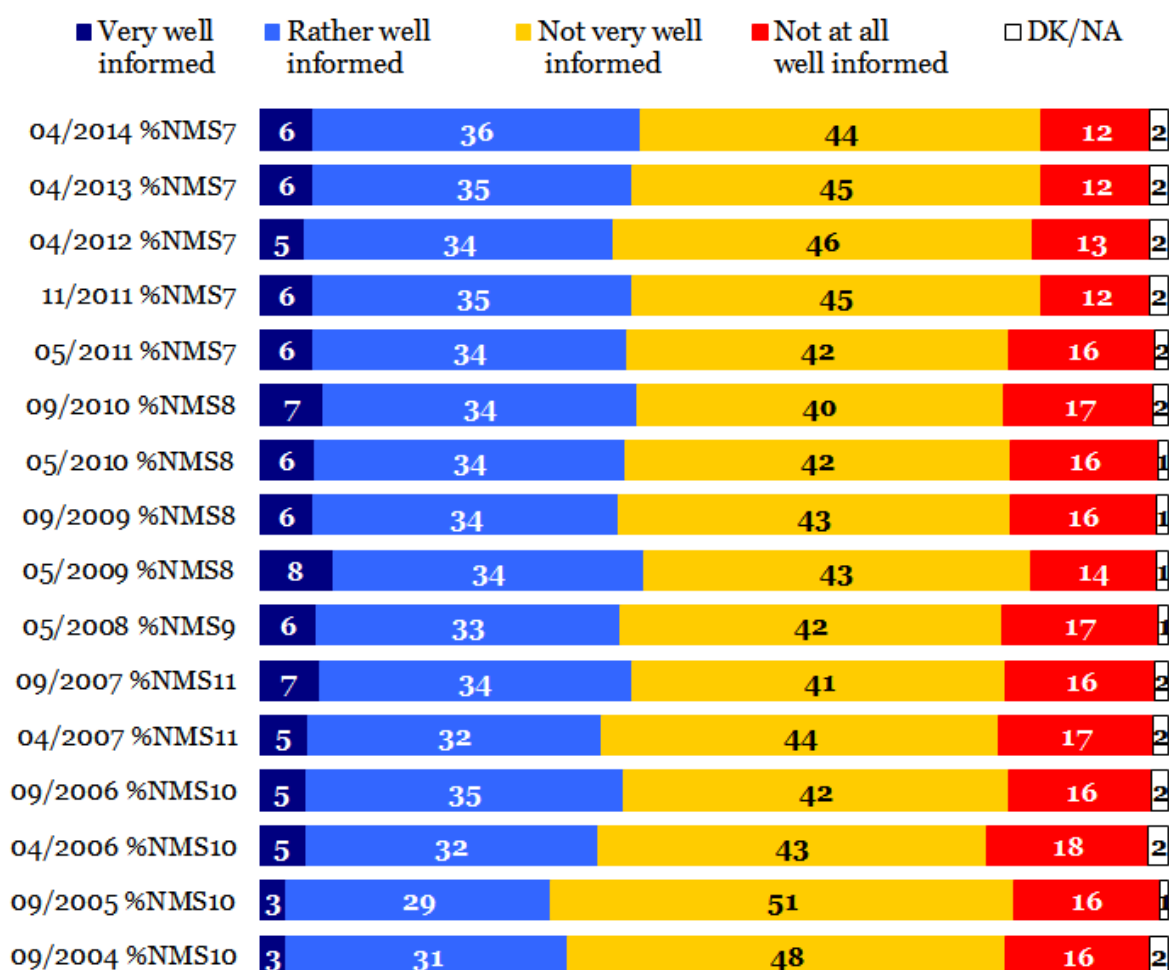
II. INFORMING CITIZENS ABOUT THE EURO

1. SELF-PERCEIVED LEVEL OF INFORMATION

- A majority of respondents do not feel well informed about the euro -

A majority of NMS7 respondents (56%, -1 compared with 2013) do not feel well informed about the euro: 44% say they are not very well informed, and 12% say they are not at all well informed. Overall, 42% of respondents (+1) consider themselves to be well informed: over a third (36%) say they are rather well informed, and 6% say they are very well-informed.

Evolution of self-perceived information level regarding the euro, %



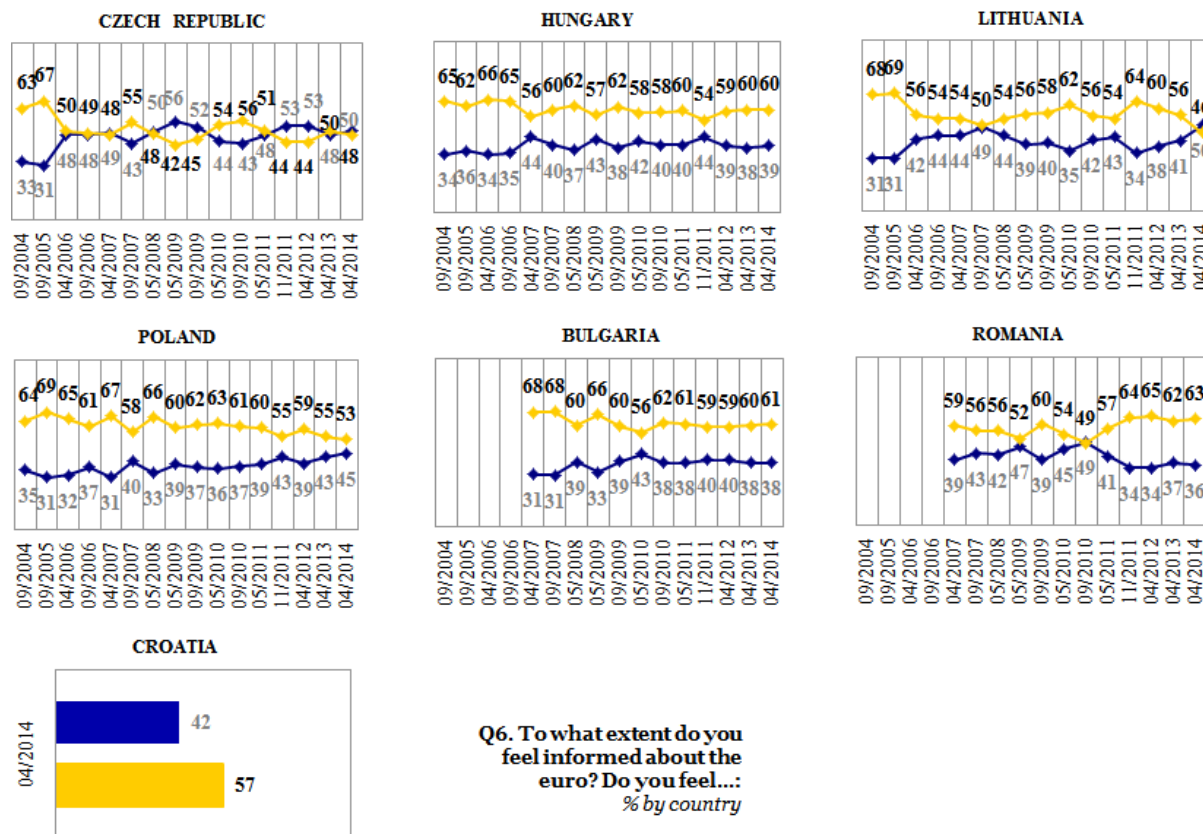
Q6. To what extent do you feel informed about the euro? Do you feel...:

In Lithuania more respondents feel well informed about the euro by a margin of 50% to 46%. This is a major turnaround from 2013, when 56% of people in Lithuania felt they were not well informed, and only 41% felt well informed. This is also true in the Czech Republic, where a narrow majority of people (50% vs. 48%) say they are well informed – a reversal of the situation in 2013, when 50% said they were poorly informed.

In the other five countries, a majority of respondents say they are not well informed: Romania (63% vs. 36%), Bulgaria (61% vs. 38%), Hungary (60% vs. 39%), Croatia (57% vs. 42%) and Poland (53% vs. 45%).

Evolution of self-perceived information level regarding the euro, %

■ % of quite well and very well-informed ■ % not very well and not at all informed



The socio-demographic data show that:

- Men are much more likely than women to feel well informed about the euro, by a margin of 50% to 35%.
- People who spent longer time in education are also more likely to feel well informed: 47% of respondents who left education aged 20 or over feel well informed, as opposed to 26% of those who left school at age 15 or under.
- 47% of people who live in large towns feel well informed about the euro, whereas only 36% of those who live in rural villages do so.
- A majority of self-employed people (54%) feel well informed about the euro, but only 36% of manual workers say they are well informed.
- Those who have already seen and used euro banknotes and coins are much more likely to feel well informed about the currency.

- Respondents who think the consequences of the euro will be positive for them personally (48%) are more likely to say that they are well informed than those who expect it will have negative consequences (38%).
- People in favour of introducing the euro are more likely to say they are informed than those who are against it, by a margin of 45% to 39%.

Q6 To what extent do you feel informed about the euro? Do you feel:

	Total 'Well Informed'	Total 'Not well informed'	Don't know
NMS7	42%	56%	2%
Sex			
Male	50%	48%	2%
Female	35%	63%	2%
Education (End of)			
15-	26%	71%	3%
16-19	38%	61%	1%
20+	47%	51%	2%
Still studying	46%	54%	0%
Subjective urbanisation			
Rural village	36%	62%	2%
Small/ Mid-size town	43%	55%	2%
Large town	47%	51%	2%
Already seen euro banknotes			
Yes	44%	54%	2%
No	21%	77%	2%
Already seen euro coins			
Yes	46%	52%	2%
No	23%	75%	2%
Used euro banknotes			
Yes	48%	50%	2%
No	32%	66%	2%
Used euro coins			
Yes	51%	47%	2%
No	32%	66%	2%
Expected personal consequences of the euro			
Total 'Positive'	48%	51%	1%
Total 'Negative'	38%	60%	2%
Attitude towards the introduction of the euro in the country			
Total 'In favour'	45%	53%	2%
Total 'Against'	39%	59%	2%

2. TIMING, CHANNELS AND CONTENT OF INFORMATION

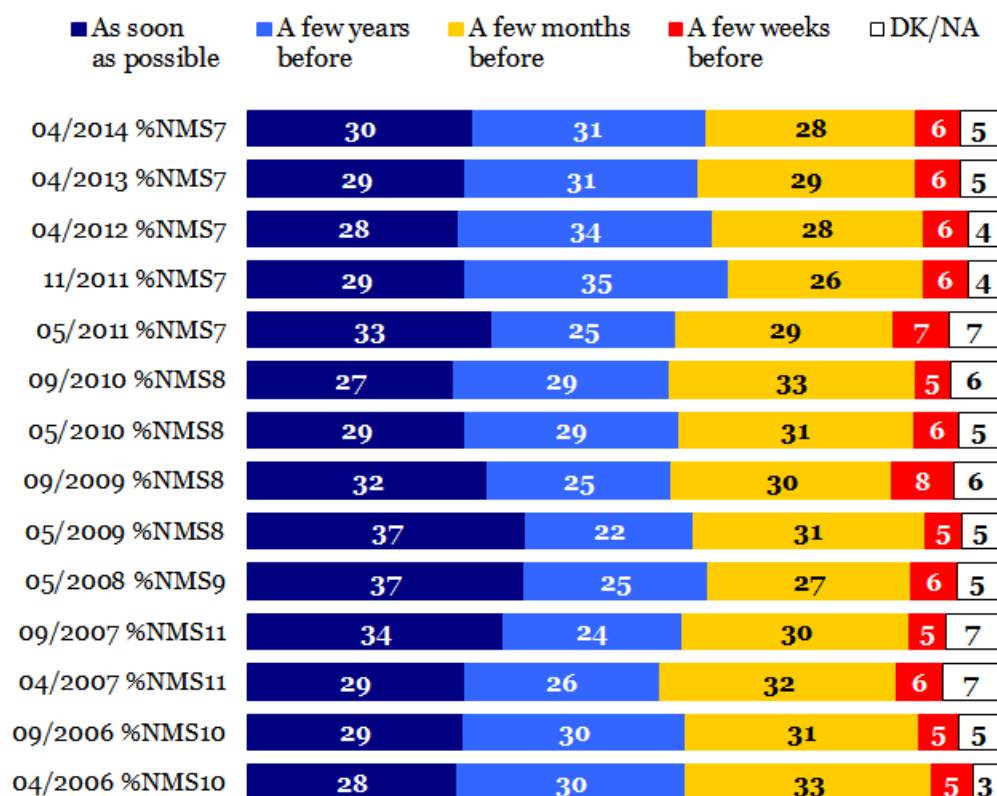
2.1. Timing for the receipt of information about the euro

- Most people who do not feel well informed about the euro would like to be informed about its introduction well in advance -

Respondents were then asked when they would like to receive information about the introduction of the euro in their country.

Almost all respondents (95%, =) say that they would like to receive some information in advance. Three out of 10 people (30%, +1 compared with 2013) would like to receive information as soon as possible. A similar number of respondents (31%, =) would like to receive information a few years before the euro's introduction. And 28% of respondents (-1) would like to receive some information a few months beforehand. A small minority (6%, =) would like to receive information only a few weeks beforehand.

Desired timeframe for being informed about the euro



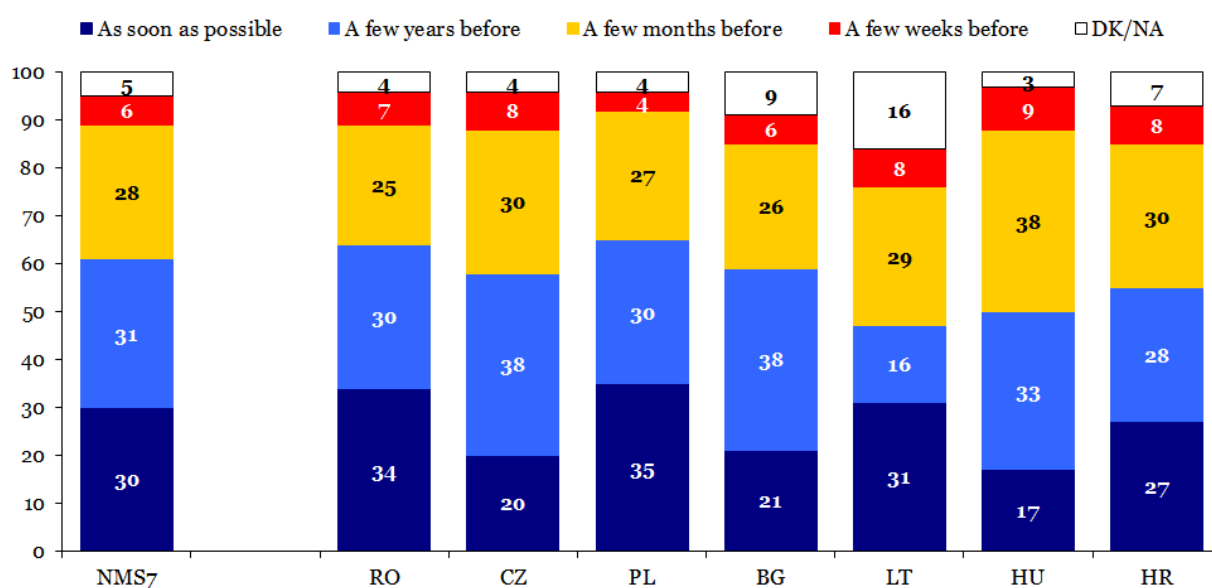
Q7. When would you like to be informed about the introduction of the euro in [COUNTRY]?

The number of respondents who would like to receive some information as soon as possible ranges from 35% in Poland, to Lithuania 31% (+6), to 17% in Hungary. Those saying they would like to receive information a few years before ranges from 38% in both Bulgaria and the Czech Republic to 16% in Lithuania.

Taking these two answers together, the number of respondents who would like to receive some information either as soon as possible or at least a few years in advance ranges from 65% in Poland to 47% in Lithuania.

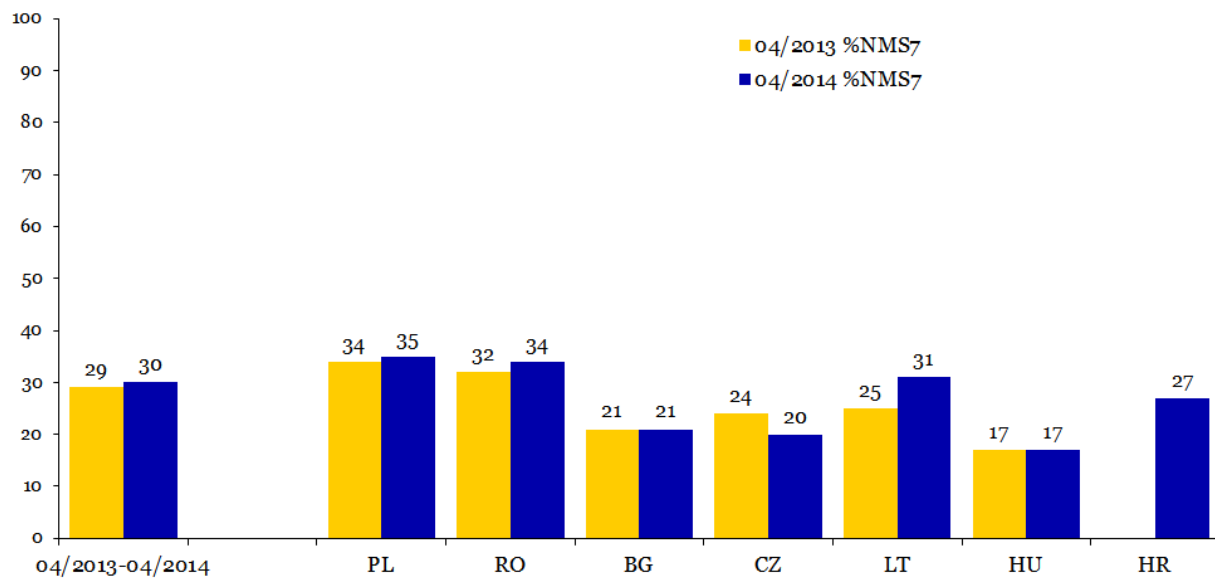
People in Hungary (38%) are the most likely to say that they would like to receive information a few months before, while those in Romania (25%) are the least likely to say this. In all countries less than a tenth of people say they would like information a few weeks before the introduction of the euro.

Desired timeframe for being informed about the euro



Q7. When would you like to be informed about the introduction of the euro in [COUNTRY]?

The number of respondents who say that they would like to receive information as soon as possible increased in three countries: Lithuania (31%, +6), Romania (34%, +2) and Poland (35%, +1). Elsewhere the results were broadly unchanged, with the exception of the Czech Republic (20%, -4), which registered a decline compared with 2013.

Desired timeframe for being informed about the euro (% "as soon as possible")

Q7. When would you like to be informed about the introduction of the euro in [COUNTRY]?
 Base: who are not informed, % by country

According to the socio-demographic data:

- Respondents in the 15-24 age group (37%) are the most likely to want to receive information as soon as possible, while those in the 55-and-over category (24%) are the least likely to say this.
- Whether an individual feels well informed or poorly informed about the euro has little bearing on whether he or she would like to receive information as soon as possible (31% vs. 29%)
- Respondents who think the consequences of the euro have been positive in the countries that are already using it are more likely to want to receive information as soon as possible than those who say the consequences have been negative, by a margin of 33% to 26%.
- People in favour of joining the euro (34%) are also more likely to want to receive information about its introduction as soon as possible than those who are against joining (26%).

Q7 When would you like to be informed about the introduction of euro in (OUR COUNTRY)?

	As soon as possible	A few years before	A few months before	A few weeks before	Don't know
NMS7	30%	31%	28%	6%	5%



Age

15-24	37%	29%	25%	8%	1%
25-39	34%	28%	29%	6%	3%
40-54	27%	32%	30%	6%	5%
55 +	24%	35%	27%	6%	8%

Level of information about the euro

Total 'Informed'	31%	32%	27%	6%	4%
Total 'Not informed'	29%	31%	29%	6%	5%

Consequences in countries already using it

Total 'Positive'	33%	28%	30%	7%	2%
Total 'Negative'	26%	37%	25%	5%	7%

Attitude towards the introduction of the euro in the country

Total 'In favour'	34%	26%	31%	6%	3%
Total 'Against'	26%	37%	24%	6%	7%

2.2. Trusted distributors of information on the euro

- A majority of respondents trust their national central bank and European institutions as sources of information -

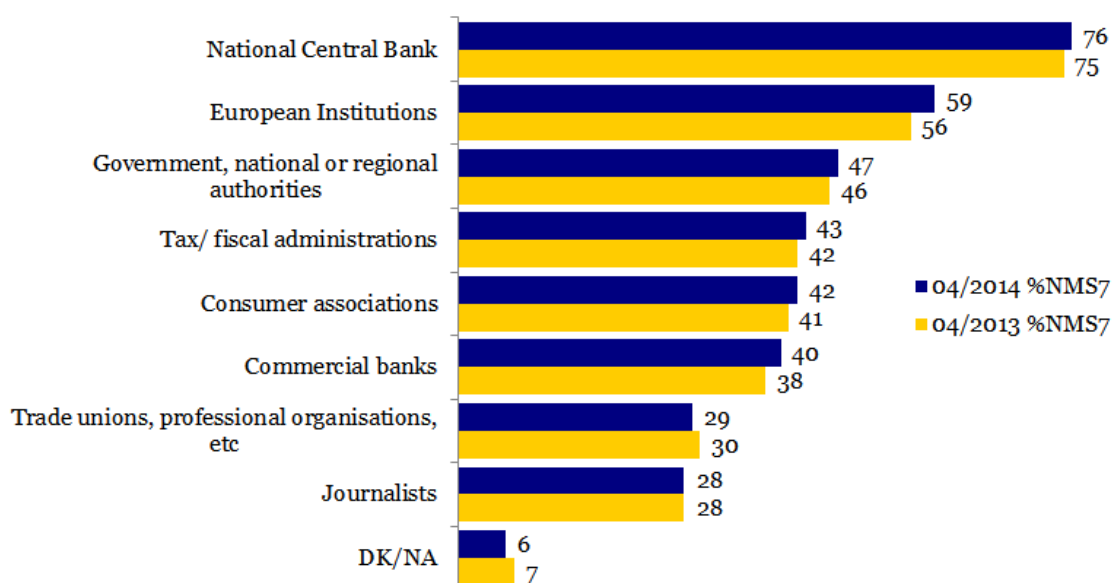
All respondents were then asked whether they would trust information provided on the changeover to the euro from eight particular institutions or groups.

A majority of respondents say they would trust information provided by their national central bank (76%, +1 compared with 2013) and by European institutions (59%, +3).

Over four out of ten respondents say they would trust information provided by the government, and by national or regional authorities (47%, +1); by tax/fiscal administrations (43%, +1); by consumer associations (42%, +1); and by commercial banks (40%, +2).

However, less than three out of ten respondents say that they would trust information provided by trade unions, professional organisations, etc., and (29%, -1) or by journalists (28%, =).

Trusted distributors of information on the euro



Q8 For each of the following institutions or groups, please tell me if you would trust information they provide on the changeover to the euro?

Base: all respondents, % NMS7

The national central bank continues to be the most trusted source of information in all seven countries, with the degree of trust in this institution ranging from 84% in the Czech Republic to 48% in Croatia, while in Croatia trust in all providers of information is relatively low.

European institutions are the next most trusted sources of information in six of the seven countries (the exception being the Czech Republic). The degree of trust placed in European institutions ranges from 65% (+11) in Hungary to 42% in Croatia. In Lithuania, trust in European institutions stands at 62% (+4).

Government, and national or regional authorities, are the second-most trusted sources of information in the Czech Republic (63%, + 9) and the third-most trusted in Hungary (62%, +8) and Poland (46%, +5). In contrast, only 29% of respondents in Croatia say they trust information from these authorities.

Over six out of ten people in the Czech Republic also say they trust information from tax/fiscal administrations (62%), commercial banks (61%) and consumer associations (60%).









Trust in trade unions is highest in Hungary (36% +3) and lowest in Romania (27%, -2).

Trust in journalists, by contrast, is highest in Romania (33%, +3) and lowest in Hungary (16%, -1).

Since 2013, the level of trust in information provided by all kinds of sources has generally increased in the Czech Republic, Hungary, Lithuania and Poland. In the Czech Republic trust in information provided by government, and national or regional authorities increased the most (63%, +9). In Hungary, trust in European institutions rose most substantially (65%, +11), while in Poland trust in the National Central Bank increased the most (76%, +7). Trust in tax/fiscal administrations (53%, +8) saw the biggest rise in Lithuania.

However, in Bulgaria the level of trust in the various sources of information declined. For example, fewer people now say they would trust information from government (39%, -10) or from European institutions (60% - 7).

Q8 For each of the following institutions or groups, please tell me if you would trust information they provide on the changeover to the euro?

		National Central Bank	European institutions	Government, national or regional authorities	Tax/ fiscal administrations	Consumer associations	Commercial banks	Trade unions, professional organisations, etc	Journalists	Don't know
	NMS7	76%	59%	47%	43%	42%	40%	29%	28%	6%
	BG	74%	60%	39%	43%	43%	44%	29%	31%	8%
	CZ	84%	56%	63%	62%	60%	61%	33%	18%	2%
	HR	48%	42%	29%	24%	39%	24%	16%	16%	8%
	LT	65%	62%	52%	53%	40%	33%	29%	28%	9%
	HU	76%	65%	62%	57%	57%	51%	36%	16%	3%
	PL	76%	58%	46%	39%	39%	30%	28%	31%	7%
	RO	81%	61%	41%	38%	34%	44%	27%	33%	3%

Highest percentage per country

Lowest percentage per country

Highest percentage per item

Lowest percentage per item

Analysis of the socio-demographic data shows that:

- Younger respondents express a higher level of trust in all the groups under discussion, with the notable exception of journalists, whom 15-24 year-olds trust less than older respondents.
- While 59% of respondents who finished their education aged 20 or over say they trust European institutions as sources of information, only 48% of those who left school aged 15 or under say this.
- Employees are the most likely to trust all groups and institutions apart from journalists and trade unions. Manual workers are the most likely to trust these two sources of information.
- Respondents who expect the euro to have positive consequences are more likely to trust all sources of information with the exception of trade unions or professional organisations.

Q8 For each of the following institutions or groups, please tell me if you would trust information they provide on the changeover to the euro?
(MULTIPLE ANSWERS POSSIBLE)

	National Central Bank	European institutions	Government, national or regional authorities	Tax/ fiscal administrations	Consumer associations	Commercial banks	Trade unions, professional organisations, etc	Journalists	Don't know
NMS7	76%	59%	47%	43%	42%	40%	29%	28%	6%
Sex									
Male	75%	58%	47%	41%	42%	39%	28%	27%	6%
Female	77%	59%	47%	45%	43%	41%	29%	28%	5%
Age									
15-24	84%	73%	55%	53%	45%	51%	40%	24%	2%
25-39	80%	65%	48%	50%	47%	45%	31%	26%	5%
40-54	76%	55%	45%	43%	42%	38%	26%	29%	6%
55 +	70%	49%	44%	33%	37%	31%	23%	30%	8%
Education (End of)									
15-	65%	48%	46%	34%	35%	38%	29%	32%	12%
16-19	73%	56%	45%	42%	42%	40%	29%	29%	6%
20+	78%	59%	48%	43%	43%	38%	26%	28%	5%
Still studying	84%	75%	58%	54%	46%	52%	40%	22%	3%
Respondent occupation scale									
Self-employed	78%	57%	49%	42%	42%	37%	25%	27%	5%
Employee	81%	63%	51%	51%	46%	44%	26%	26%	4%
Manual workers	78%	60%	44%	45%	44%	44%	33%	30%	7%
Not working	73%	56%	46%	39%	40%	37%	30%	28%	6%
Expected consequences of the euro for own country									
Total 'Positive'	83%	66%	54%	47%	43%	45%	27%	31%	3%
Total 'Negative'	72%	54%	42%	42%	43%	37%	30%	26%	7%
Expected personal consequences of the euro									
Total 'Positive'	83%	67%	54%	47%	43%	46%	28%	30%	2%
Total 'Negative'	72%	52%	42%	42%	43%	36%	30%	26%	8%

2.3. Preferred channels for information campaign

- The television and the internet are seen to be the most useful information channels -

All respondents were then asked where it would be most useful for them to receive information about the euro and the changeover.

Seven out of 10 respondents (71%, -1 compared with 2013) think it would be the most useful to receive information on television, while six out of ten (60%, +2) also think it would be useful to receive information via the internet.

Over half of the respondents also say that it would be useful to receive this information in banks (53%, +5), and on the radio (50%, +4).

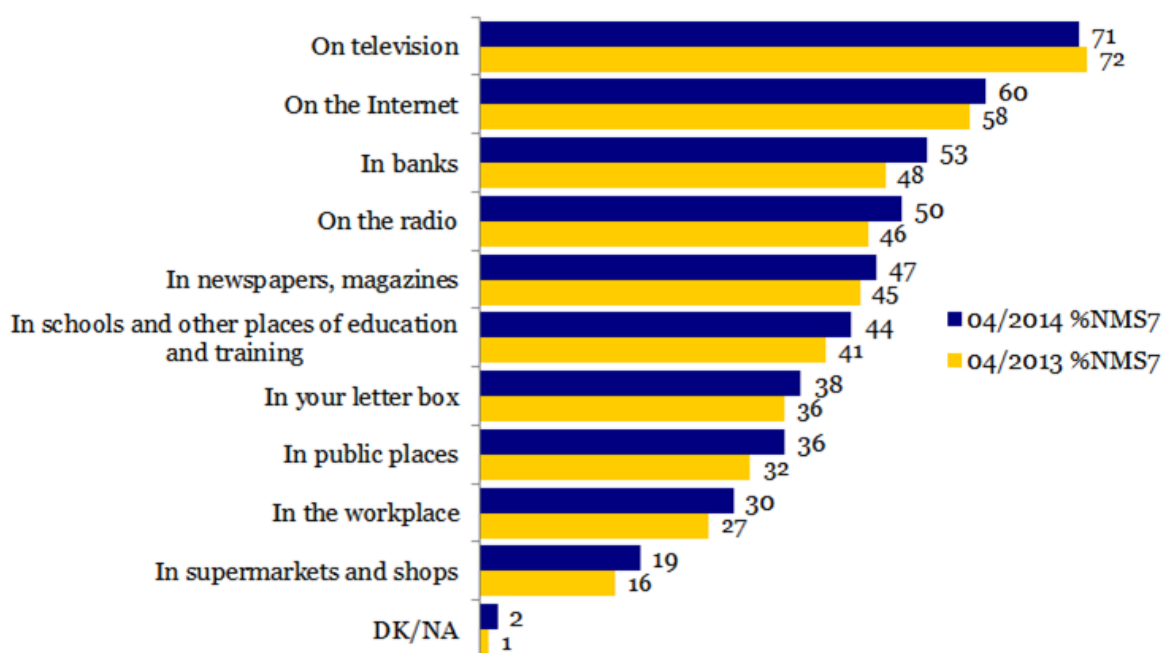
At least four out of ten people think that newspapers and magazines (47%, +2), and schools and other places of education and training (44%, +3) would be the most useful to receive information about the euro and the changeover.

Fewer than four in ten think it would be useful to get information in their letterbox (38%, +2); in public places (36%, +4); in the workplace (30%, +3); and in supermarkets and shops (19%, +3).

So while television is still seen as the most useful medium for receiving information, it is interesting to note that it is also the only medium which experiences a decline since 2013, albeit marginally (-1), in terms of respondents who regard it as the most useful means through which to obtain information about the euro.

By contrast, banks (53% + 5) as a useful place for obtaining information experience the strongest increase.

Preferred channels for information campaign



Q9 Where would it be most useful for you to receive information about the euro and the changeover?

Base: all respondents, % NMS7









Television is regarded as the most useful source of information in six of the NMS7 countries: Poland (76%), Romania (72%), Bulgaria (71%), Hungary (60%), Lithuania (62%), and Croatia (56%). While 70% of respondents in the Czech Republic also think it would be useful to be able to access information about the euro on television, more people there (77%) think it would be useful to obtain this kind of information from banks.

The internet is regarded as the second most useful source of information in all countries except the Czech Republic, where television is number two. However, 69% (+6) of people in the Czech Republic still say that the internet is useful – the most in the NMS7 alongside Poland (69%, +5).

In all NMS7 countries with the exception of Bulgaria, more respondents than before think it would be useful to receive information about the euro via most of the means under consideration. For example, there was a substantial increase in Poland (57%, +12) and Lithuania (37%, +13) in the number of people who say it would be useful to obtain this kind of information in banks, and also in the Czech Republic when it comes to schools and other places of education and training (55%, +10), with a similar trend in Lithuania as to supermarkets (21% +10) .

However, the opposite trend can be observed in Bulgaria, where, for example, fewer respondents believe it would be useful to receive information about the euro in banks (48%, -7).

Q9 Where would it be most useful for you to receive information about the euro and the changeover?

	Television	The Internet	In banks	Radio	In newspapers, magazines	In schools and other places of education and training	In your letter box	In public places	In the workplace	In supermarkets and shops	Don't know
 NMS7	71%	60%	53%	50%	47%	44%	38%	36%	30%	19%	2%
 BG	71%	56%	48%	42%	39%	28%	31%	32%	27%	17%	3%
 CZ	70%	69%	77%	56%	50%	55%	40%	43%	25%	15%	2%
 HR	56%	43%	38%	28%	30%	20%	25%	17%	11%	6%	2%
 LT	62%	53%	37%	35%	39%	22%	30%	23%	23%	21%	4%
 HU	60%	56%	40%	37%	29%	19%	36%	21%	18%	13%	2%
 PL	76%	69%	57%	59%	57%	56%	43%	42%	36%	20%	2%
 RO	72%	47%	47%	45%	42%	42%	35%	34%	32%	23%	1%

Highest percentage per country*Lowest percentage per country*

Highest percentage per item	Lowest percentage per item
-----------------------------	----------------------------

According to the socio-demographic data:

- Women find most information channels slightly more useful than men, with the notable exception of the internet, which men consider more useful by a margin of 62% to 57%. To a lesser extent, the radio and newspapers and magazines are also slightly more useful for men.
- Younger respondents think it would be useful to receive information in certain contexts, notably banks, schools and other educational institutions, the workplace, and the internet. Older respondents favour the television and the letterbox as a means of delivering information about the euro.
- Respondents with a higher level of education are much more likely to think it is useful to receive information in schools, in newspapers or magazines, and on the internet, than those who left school at 15 or younger.
- Employees and self-employed respondents (both 69%) are more likely than people who are not working (52%) to find it useful to receive information over the internet.
- Individuals who have already seen euro banknotes are more likely to think it useful to receive information about the euro via the internet than those who have not seen them (61% vs. 44%). The same is true for those who have already seen euro coins (62% vs. 44%).

Q9 Where would it be most useful for you to receive information about the euro and the changeover? (MULTIPLE ANSWERS POSSIBLE)

	Television	The Internet	In banks	Radio	In newspapers magazines	In schools and other places of education and training	In your letter box	In public places	In the workplace	In super-markets and shops	Don't know
NMS7	71%	60%	53%	50%	47%	44%	38%	36%	30%	19%	2%
Sex											
Male	69%	62%	49%	51%	47%	41%	35%	35%	26%	18%	2%
Female	73%	57%	56%	48%	46%	47%	40%	36%	33%	19%	1%
Age											
15-24	69%	74%	58%	48%	44%	58%	35%	43%	41%	20%	1%
25-39	70%	68%	57%	50%	47%	47%	37%	42%	35%	21%	1%
40-54	72%	62%	52%	51%	49%	42%	40%	34%	29%	17%	2%
55 +	72%	44%	48%	49%	45%	35%	38%	27%	20%	17%	2%
Education (End of)											
15-	67%	28%	43%	34%	35%	28%	38%	27%	21%	21%	4%
16-19	72%	53%	51%	47%	45%	38%	39%	34%	26%	19%	2%
20+	73%	66%	54%	54%	50%	45%	39%	37%	30%	19%	1%
Still studying	65%	72%	60%	48%	42%	60%	31%	42%	42%	17%	1%
Respondent occupation scale											
Self-employed	71%	69%	57%	54%	46%	48%	37%	39%	30%	18%	1%
Employee	71%	69%	54%	52%	50%	46%	36%	37%	33%	18%	1%
Manual workers	72%	63%	57%	54%	50%	45%	40%	39%	38%	21%	2%
Not working	71%	52%	50%	47%	44%	41%	38%	33%	26%	19%	2%
Landline/ mobile											
Mobile only	68%	62%	55%	48%	45%	45%	36%	37%	31%	20%	2%
Landline only	73%	29%	42%	42%	41%	32%	39%	25%	20%	18%	4%
Landline & mobile	73%	61%	52%	51%	48%	44%	39%	35%	29%	18%	1%
Already seen euro banknotes											
Yes	71%	61%	54%	51%	47%	44%	38%	36%	30%	19%	2%
No	69%	44%	43%	40%	41%	36%	36%	27%	27%	19%	3%
Already seen euro coins											
Yes	71%	62%	54%	51%	48%	45%	38%	37%	30%	18%	1%
No	69%	44%	47%	44%	41%	36%	39%	30%	26%	21%	3%

2.4. Most favoured topics of information campaigns

- All six proposed elements of the information campaign are seen as essential by a majority of respondents –

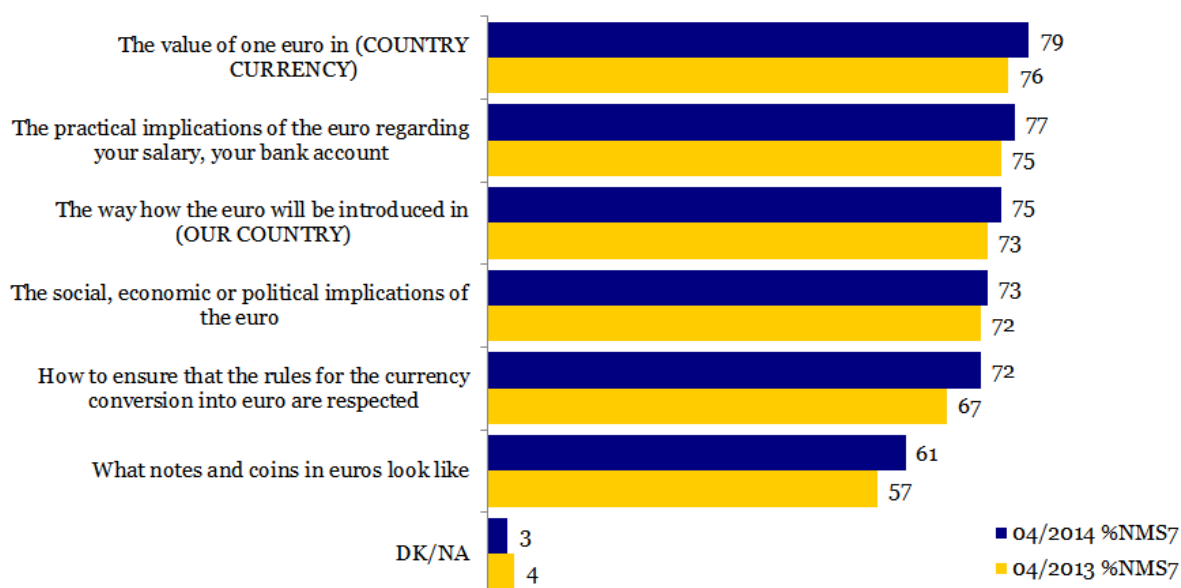
All respondents were next asked which issues – out of a list of six likely options – they view as being essential to the information campaign about the euro. As in previous waves of the survey, a majority of respondents feel that all six issues under consideration ought to be covered.

Eight out of ten respondents (79%, +3 compared with 2013) think the value of one euro in their own country's currency should be included in the information campaign, with a similar number of people arguing that the practical implications of joining the euro regarding their salary and bank account (77%, +2) should be included.

Over seven out of ten respondents also argue that the information campaign should cover the way in which the euro is to be introduced (75%, +2); the social, economic or political implications of the euro (73%, +1); and also how it will be ensured that the rules for currency conversion are respected (72%, +5).

Six out of ten people (61%, +4) think it is important for people to be shown what the euro notes and coins look like.

Most favoured topics of information campaigns



Q10 In your view, which of the following issues about the euro are essential to be covered in priority by the information campaign?









Base: all respondents, % NMS7

The order of priority in which the issues are placed differs significantly according to each country.

Explaining the way in which the euro will be introduced is seen as the most essential aspect of the information campaign in the Czech Republic (91%, + 7) and Bulgaria (78%, +3). However, the inclusion of the value of one euro in the local currency is seen as the most essential aspect in Poland (87%), Hungary (76%), and Croatia (61%), with a high proportion of Czech respondents also citing this (89%, +9).

In Romania, the practical implications of joining the euro (70%) are considered most essential, while in Lithuania how to ensure that the rules for currency conversion are respected (63%, +5) is seen as the main priority for any information campaign.

Q10 In your view, which of the following issues about the euro are essential to be covered in priority by the information campaign?

		The value of one euro in (COUNTRY CURRENCY)	The practical implications of the euro regarding your salary, your bank account	The way how the euro will be introduced in (OUR COUNTRY)	The social, economic or political implications of the euro	How to ensure that the rules for the currency conversion into euro are respected	What notes and coins in euros look like	Don't know
	NMS7	79%	77%	75%	73%	72%	61%	3%
	BG	76%	73%	78%	76%	73%	62%	4%
	CZ	89%	87%	91%	88%	86%	71%	1%
	HR	61%	45%	47%	32%	40%	21%	8%
	LT	49%	58%	57%	56%	63%	30%	8%
	HU	76%	71%	62%	64%	56%	55%	2%
	PL	87%	86%	83%	83%	80%	70%	2%
	RO	69%	70%	69%	63%	67%	54%	4%

Highest percentage per country

Lowest percentage per country

Highest percentage per item

Lowest percentage per item

There were only relatively minor changes on this question in most NMS7 countries compared with 2013, with the exceptions of the Czech Republic and Poland, where there were increases in the number of people who regard most aspects of the information campaign as essential.

For example, in the Czech Republic, more respondents now say that is essential to include the value of one euro in the local currency (89%, +9), and the social, economic and political importance of joining the euro (88%, +8).

In Poland, there were also some relatively big changes, such as in the proportion of respondents who regard explaining what notes and coins look like (70%, +13) as essential, as well as how we can ensure that the rules for currency conversion are respected (80%, +14).

In Lithuania, the most noticeable increases occurred for the interest in how banknotes and coins look like (30%, +8) and how it will be ensured that conversion rules are respected (63%, +5).

The socio-demographic data suggest that:

- Women are more likely than men to argue for the question of what notes and coins look like (65% vs. 56%) to be included in the information campaign.
- In terms of age, 25-39 year-olds respondents are the most likely to regard all types of information as essential, while people over 55 are the least likely to do so.
- Respondents who left education aged 20 or over are much more likely than those who left school at 15 or under to consider all forms of information as essential.

Q10 In your view, which of the following issues about the euro are essential to be covered in priority by the information campaign? (MULTIPLE ANSWERS POSSIBLE)

	The value of one euro in (COUNTRY CURRENCY)	The practical implications of the euro regarding your salary, your bank account	The way how the euro will be introduced in (OUR COUNTRY)	The social, economic or political implications of the euro	How to ensure that the rules for the currency conversion into euro are respected	What notes and coins in euros look like	Don't know
NMS7	79%	77%	75%	73%	72%	61%	3%
Sex							
Male	77%	75%	75%	74%	71%	56%	4%
Female	80%	78%	76%	73%	73%	65%	2%
Age							
15-24	81%	76%	75%	73%	74%	58%	2%
25-39	79%	82%	79%	76%	77%	61%	2%
40-54	78%	80%	76%	76%	73%	62%	2%
55 +	77%	71%	72%	70%	67%	60%	5%
Education (End of)							
15-	66%	57%	57%	51%	49%	52%	13%
16-19	78%	76%	74%	69%	71%	60%	3%
20+	80%	80%	79%	78%	76%	63%	2%
Still studying	82%	76%	77%	74%	71%	56%	3%

2.5. Main activities and events essential to be included in an information campaign

- The dual display of prices and values is seen as being the most important element of the information campaign –

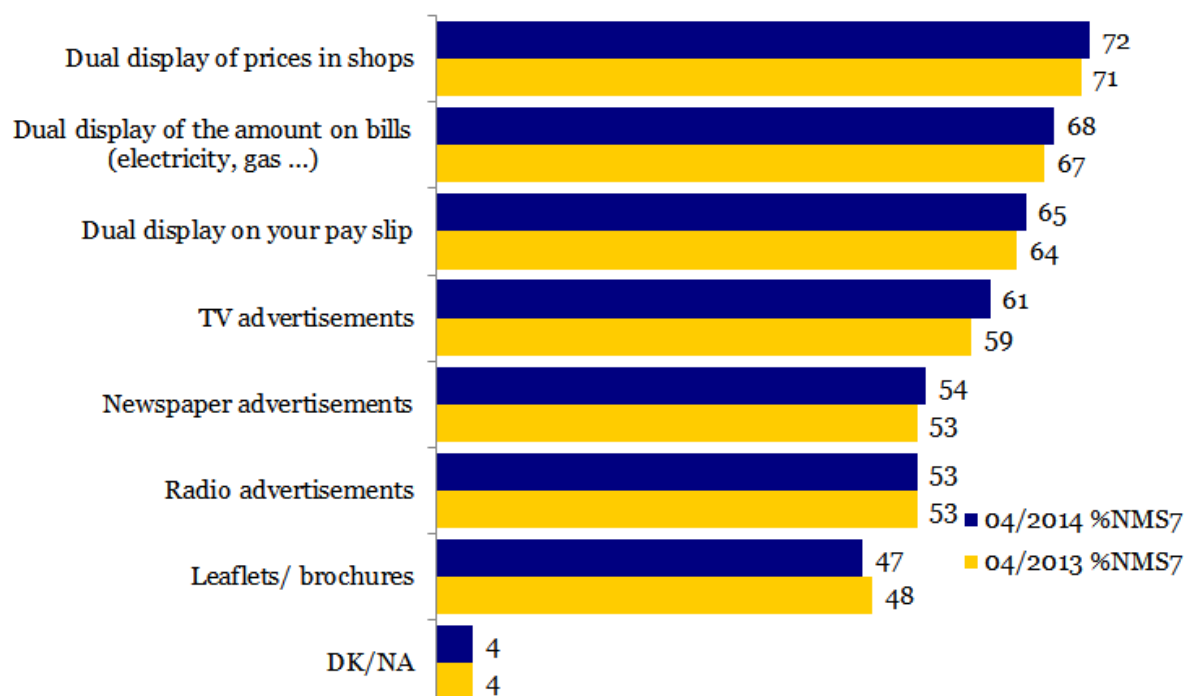
After identifying the most important topics to cover in the information campaign about the introduction of the euro, all respondents were then asked to say which specific activities and events should, in their view, be part of the campaign.

Over 50% of respondents feel that six out of the seven activities under discussion – the exception being leaflets/brochures – ought to be included. There has been little change on this question since 2013, with the number of people identifying the seven potential activities as essential either remaining unchanged or altering only slightly.

Seven out of 10 respondents (72%, +1 compared with 2013) think the dual display of prices in shops is essential. Approximately two thirds of people (68%, +1) think the dual display of amounts on bills is essential, and that the dual display of totals on one's pay slip should be included (65%, +1).

A majority of respondents also say that TV advertisements (61%, +2), newspaper advertisements (54%, +1), and radio advertisements (53%, =) should be included. Just under half of all respondents think that leaflets and brochures are essential (47%, -1).

Main activities and events essential to be included in an information campaign



Q11 Here is a list of various information campaign actions. Could you tell me for each of them whether you would find it essential?

Base: all respondents, % NMS7









The dual display of prices in shops is seen as the most important aspect of the information campaign in all seven countries, with the number of people who mention this ranging from 84% in both Hungary (+2) and Lithuania (+4) to 66% in Croatia.

In Hungary, the dual display of amounts on bills (81%) and on pay slips (76%) is also seen as essential, similar to Lithuania for bills (74%, +4), while respondents in Croatia attach the least importance to these potential actions (60% and 54% respectively).

Lithuania (72%, +2) and Romania (71%, +3) have relatively high numbers of people who see TV advertising as essential, where less than half of those in the Czech Republic (46%, -3) and Hungary (47%, -3) do so.

Poland stands out as having the highest proportion of respondents who regard newspaper advertisements (64%), radio advertisements (63%) and leaflets (53%) as important. But relatively few people see these as essential elements in Hungary (31%, 35% and 25%, respectively), or in Croatia (37%, 33% and 28%, respectively).

Q11 Here is a list of various information campaign actions. Could you tell me for each of them whether you would find it essential?

	Dual display of prices in shops	Dual display of the amount on bills (electricity, gas ...)	Dual display on your pay slip	TV advertising	Newspaper advertisements	Radio advertisements	Leaflets/brochures	Don't know
 NMS7	72%	68%	65%	61%	54%	53%	47%	4%
 BG	72%	67%	64%	63%	49%	49%	45%	5%
 CZ	78%	73%	63%	46%	44%	42%	48%	5%
 HR	66%	60%	54%	54%	37%	33%	28%	5%
 LT	84%	74%	63%	72%	57%	56%	30%	4%
 HU	84%	81%	76%	47%	31%	35%	25%	2%
 PL	67%	61%	61%	63%	64%	63%	53%	5%
 RO	74%	71%	70%	71%	55%	55%	52%	3%

Highest percentage per country	Lowest percentage per country
Highest percentage per item	Lowest percentage per item

There have been relatively few major changes at country level on this question since 2013.

However, in Poland more respondents now regard all seven activities as essential. For example, more people there say this about newspaper advertisements (64%, +7) and TV advertising (63%, +6). Hungary also recorded some increases, especially on the issue of the dual display of amounts on pay slips (76%, +5).

In contrast, there was a noticeable decline in Bulgaria in the number of respondents who regard the dual display of amounts on bills (67%, -6) as essential, and also in the proportion of people in Romania calling for the campaign to involve leaflets/brochures (52%, -5).

There are relatively few socio-demographic variations here, although:

- Women are more likely than men to regard leaflets/brochures (50% vs. 44%) as essential.
- Employees (79%) and the self-employed (78%) are the most likely to think that the dual display of prices in shops is important, while people who are not working (68%) are the least to do so.
- Respondents who are in favour of joining the euro are more likely than those who are against it to argue that TV advertisements (65% vs. 58%) are essential.

Q11 Here is a list of various information campaign actions. Could you tell me for each of them whether you would find it essential? (MULTIPLE ANSWERS POSSIBLE)

	Dual display of prices in shops	Dual display of the amount on bills (electricity, gas ...)	Dual display on your pay slip	TV advertising	Newspaper advertisements	Radio advertisements	Leaflets/ brochures	Don't know
NMS7	72%	68%	65%	61%	54%	53%	47%	4%
Sex								
Male	72%	66%	63%	60%	53%	52%	44%	5%
Female	72%	69%	67%	62%	55%	54%	50%	4%
Respondent occupation scale								
Self-employed	78%	71%	67%	63%	50%	54%	48%	2%
Employee	79%	70%	67%	62%	54%	53%	47%	3%
Manual workers	70%	67%	68%	60%	58%	59%	51%	5%
Not working	68%	66%	62%	61%	53%	52%	46%	5%
Attitude towards the introduction of the euro in the country								
Total 'In favour'	72%	66%	64%	65%	54%	54%	47%	3%
Total 'Against'	73%	69%	66%	58%	54%	53%	47%	5%

III. THE EURO: PERCEPTIONS AND SUPPORT FOR ITS INTRODUCTION

1. CONSEQUENCES OF THE EURO'S INTRODUCTION

1.1. Consequences at a national level

- There has been a marked increase in the proportion of respondents who think that introducing the euro would have a positive impact for their own country -

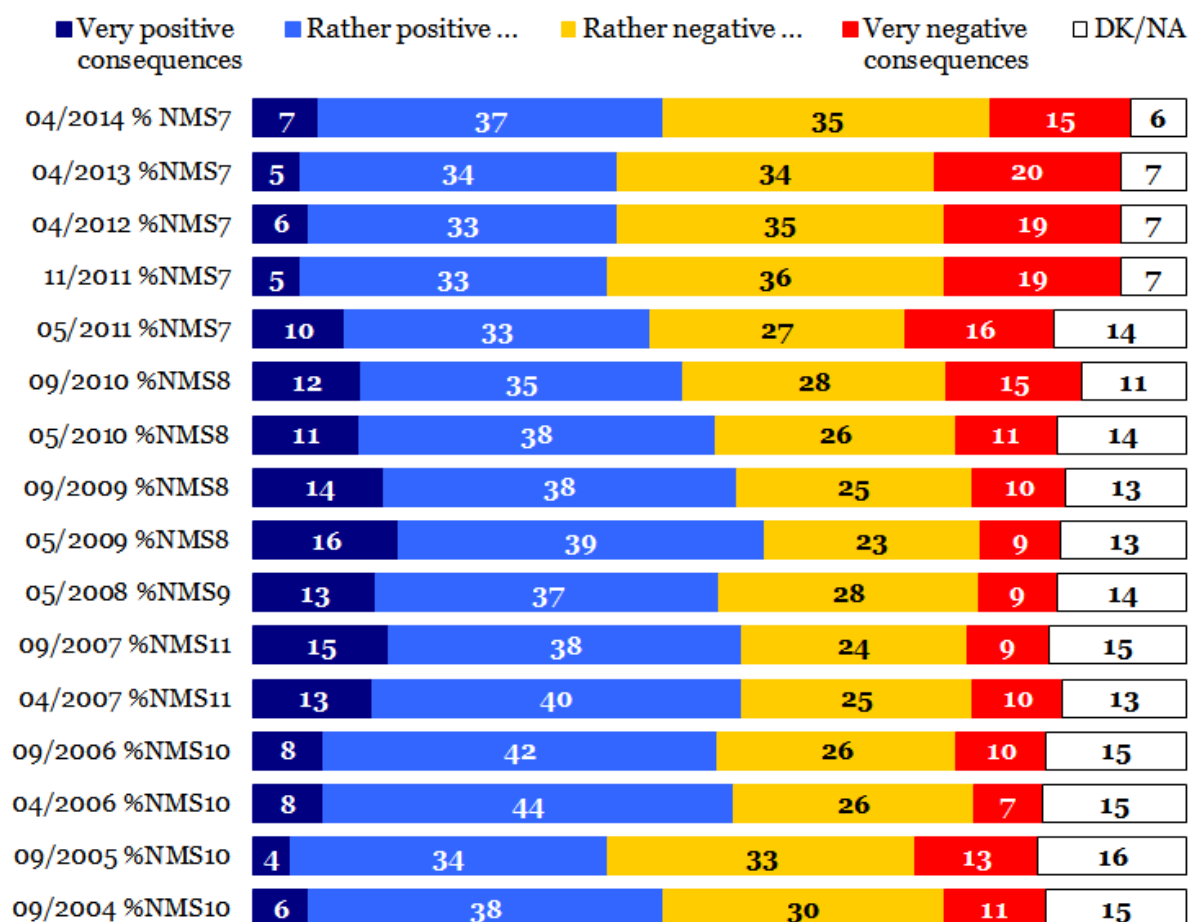
All respondents were asked whether they think the introduction of the euro would have positive or negative consequences for their country.

A majority of respondents (50%, -4 compared with 2013) think the consequences would be negative for their own country, with 15% (-5) saying they would be very negative and 35% (+1) saying they would be rather negative.

Meanwhile, over four out of 10 respondents (44%, +5) think the consequences for their country would be positive, with 7% (+2) thinking they would be very positive and 37% (+3) expecting them to be rather positive. Just 6% of respondents (-1) say they don't know whether the consequences would be positive or negative.

This is the best result in terms of positive sentiment towards joining the euro since September 2010, when 47% felt that joining would be positive at a national level. It remains some way short of the May 2009 peak, when 55% of NMS7 respondents said that introducing the euro would have a positive effect, but also suggest that opinion about the euro is rebounding from its November 2011 low (38% positive).

Consequences of the introduction of the euro at a national level



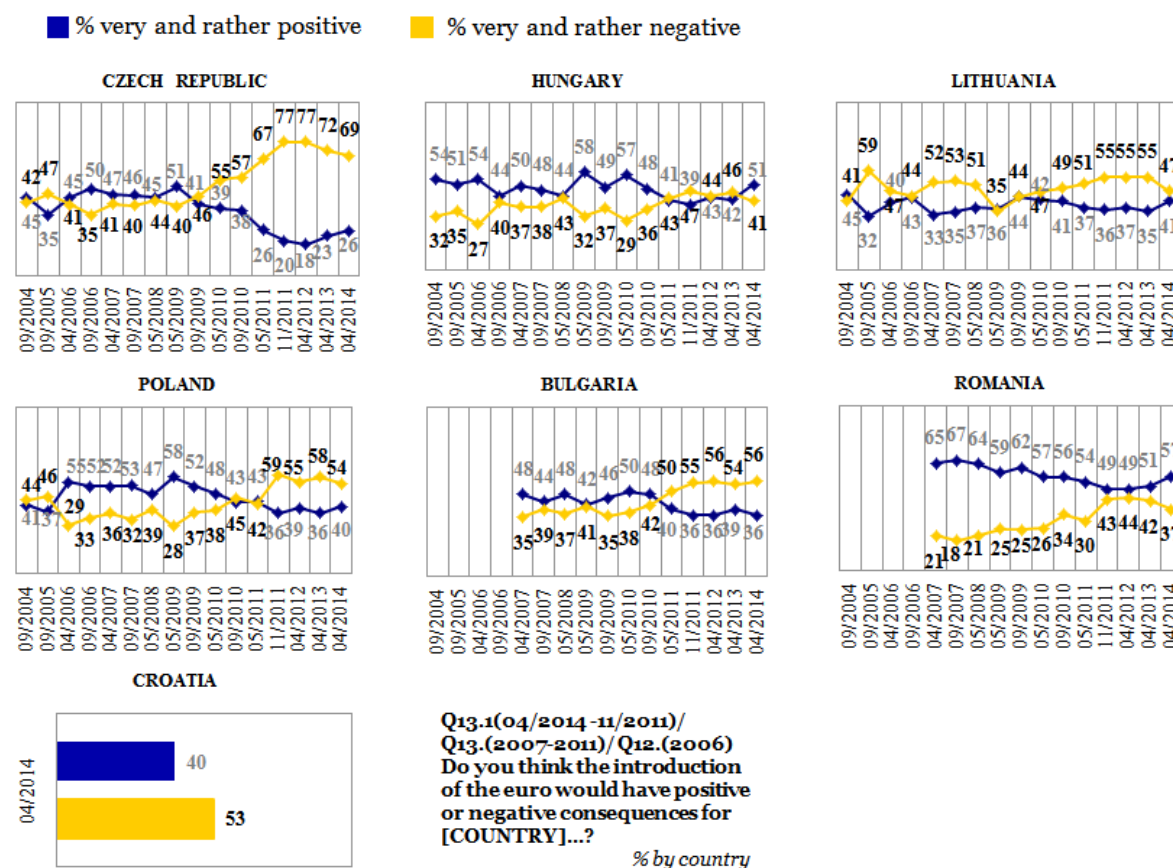
Q13.1(04/2014-2011)/Q13.(2007-2010)/Q12(2006). Do you think the introduction of the euro would have positive or negative consequences for [COUNTRY]...?

In previous waves of the survey, Romania was the only NMS7 country in which a majority of respondents thought the introduction of the euro would have positive consequences for their country. While this remains true in Romania (57% positive vs. 37% negative), a majority of people in Hungary (51% vs. 41%) now also take this position.

However, elsewhere the prevailing view is that introducing the euro would have negative consequences nationally. This is especially so in the Czech Republic (69% negative vs. 26% positive), followed by Bulgaria (56% vs. 36%), Poland (54% vs. 40%), Croatia (53% vs. 40%), and Lithuania (47% vs. 41%).

Since 2013, the number of respondents anticipating positive consequences has increased in Hungary (+9), Romania (+6), Lithuania (+6), Poland (+4), and the Czech Republic (+3), with Bulgaria (-3) recording the only decline.

Consequences of the introduction of the euro at a national level, %



The socio-demographic data suggest that:

- Men (48%) are more likely than women (39%) to think that the euro will have positive consequences for their country.
- People aged 55 and over (46%) are the most likely to anticipate positive consequences, while 25-39 year olds (40%) are the least inclined to do so.
- Seven out of 10 respondents (69%) who think the euro is positive in countries already using it also think it would be positive for their country as well. But a quarter (27%) of those who think the euro is positive in countries already using it feel that it would nevertheless be negative for their own country.
- Over four fifths (82%) of people who think the euro would be positive for them personally also think it would also be positive for their country.
- While 75% of people who are in favour of joining the euro think it would be positive for their country, a fifth (20%) of those in favour think the euro would have negative consequences for their country.

Q13.1 Do you think the introduction of the euro would have positive or negative consequences for...?

(OUR COUNTRY)

	Total 'Positive consequences'	Total 'Negative consequences'	Don't know
NMS7	44%	50%	6%
Sex			
Male	48%	46%	6%
Female	39%	54%	7%
Age			
15-24	44%	54%	2%
25-39	40%	55%	5%
40-54	45%	48%	7%
55 +	46%	45%	9%
Consequences in countries already using it			
Total 'Positive'	69%	27%	4%
Total 'Negative'	11%	85%	4%
Expected personal consequences of the euro			
Total 'Positive'	82%	14%	4%
Total 'Negative'	8%	88%	4%
Attitude towards the introduction of the euro in the country			
Total 'In favour'	75%	20%	5%
Total 'Against'	11%	84%	5%

1.2. Personal consequences of the euro's introduction

- Respondents are now more positive about joining the euro from a personal perspective than at any time since 2010 -

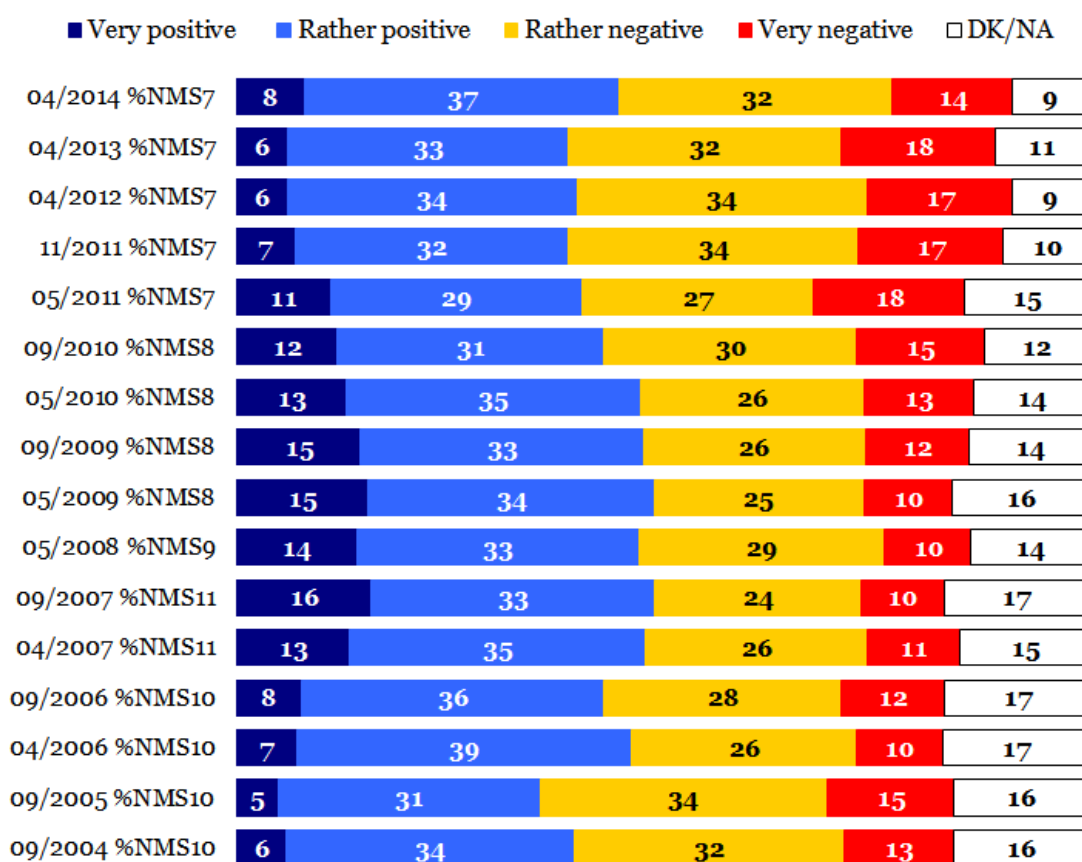
Having discussed the consequences of joining the euro at a national level, all respondents were then asked whether they think the introduction of the euro would have positive or negative consequences for them personally.

A relative majority of respondents (46%, -4 compared with 2013) think the consequences would be negative: 14% say they would be very negative, and 32% rather negative.

However, 45% of people (+6) say the consequences would be positive: of these, with 8% (+2) thinking they would be very positive, and 37% (+4) thinking they would be rather positive. One in ten (9%, -2) don't know.

As with the respondents' expectations of the national consequences of introducing the euro, personal expectations have become noticeably more positive, reaching their highest point since May 2010, when 48% of people thought the personal impact of joining the euro would be positive. The latest result is also not far below the 49% peak recorded in May 2009.

Consequences of the introduction of the euro at a personal level



Q13.2 (04/2014 - 11/2011)/Q14.(2007-2011)/Q13.(2006) And for you personally, do you think that it would be positive or negative if the euro would be introduced?

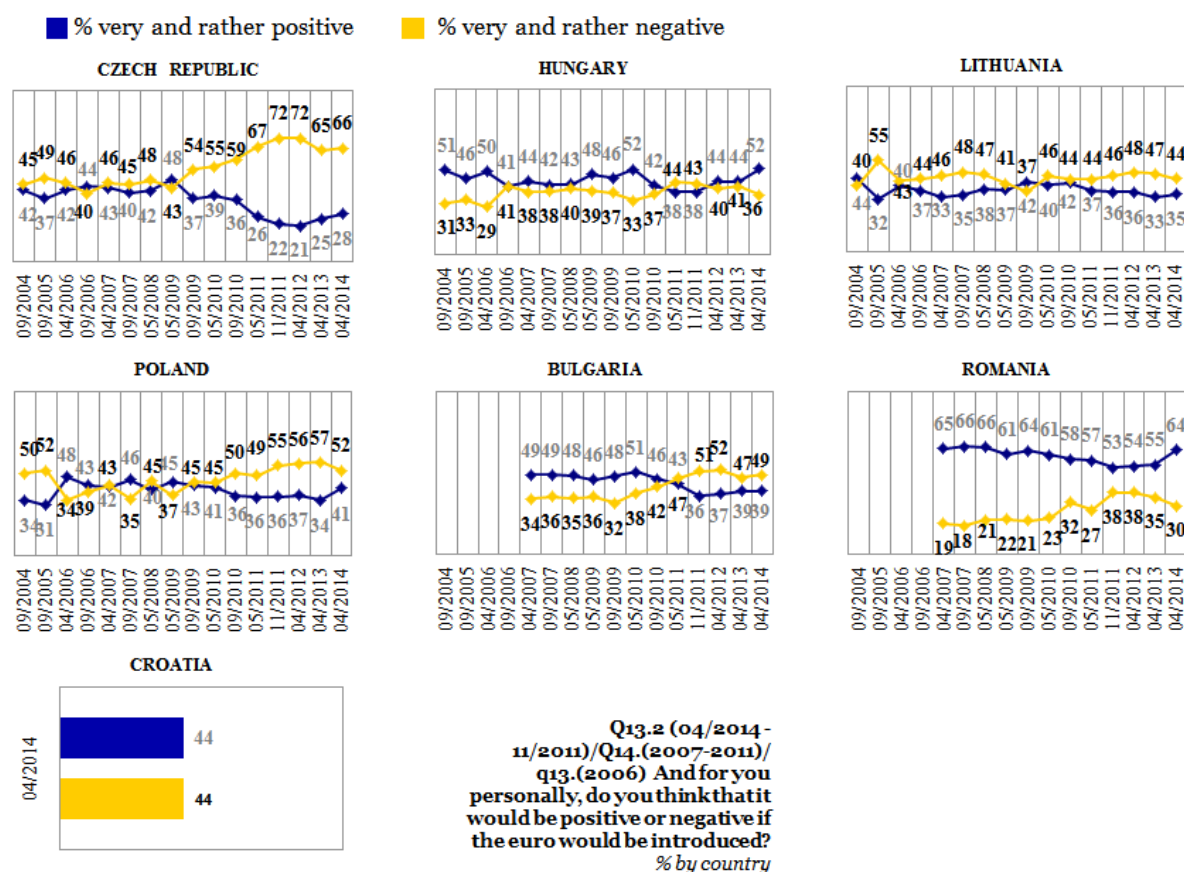
As seen previously expectations for the country, a majority of respondents in Romania (64% positive vs. 30% negative) and Hungary (52% vs. 36%) think that the introduction of the euro would have positive consequences for them personally.

In Croatia opinion is evenly divided on this issue, with 44% of respondents saying the personal consequences of introducing the euro would be positive, and 44% saying they would be negative.

In the four remaining countries, a majority of people in the Czech Republic (66% vs. 28%) and in Poland (52% vs. 41%) think that the personal consequences of euro introduction would be positive, while a relative majority holds this view in Bulgaria (49% vs. 36%), and Lithuania (44% vs. 35%, +9).

Since 2013, the number of respondents expecting the introduction of the euro to have positive personal consequences has increased in Romania (+9), Hungary (+8), Poland (+7) the Czech Republic (+3) and Lithuania (+2), while remaining unchanged in Bulgaria.

Consequences of the introduction of the euro at a personal level, %



According to the socio-demographic data:

- Men (51%) are more likely than women (40%) to think that the euro will have positive consequences for them personally.
- While 50% of 15-24 year-olds expect the euro to have positive consequences for them personally, only 43% of respondents aged 55 and over take this view.
- Employees (49%) are the most likely to say that the euro would have positive consequences for them personally, while manual workers (42%) are the least likely to do so.
- Seven out of 10 respondents (70%) who think the euro is positive in countries already using it also think it would be positive for them personally. But a quarter (25%) of those who think the euro is positive in countries already using it think it would be negative for them personally.
- 86% of respondents who think the euro would be positive for their country think it would also be positive for them personally.
- Over three quarters (77%) of people who are in favour of joining the euro think it would be positive for them personally; but 16% of those in favour think the euro would have negative consequences for them.

Q13.2 Do you think the introduction of the euro would have positive or negative consequences for...?

Yourself personally

	Total 'Positive consequences'	Total 'Negative consequences'	Don't know
NMS7	45%	46%	9%
Sex			
Male	51%	40%	9%
Female	40%	52%	8%
Age			
15-24	50%	45%	5%
25-39	46%	48%	6%
40-54	45%	47%	8%
55 +	43%	44%	13%
Respondent occupation scale			
Self-employed	47%	45%	8%
Employee	49%	45%	6%
Manual workers	42%	52%	6%
Not working	44%	46%	10%
Consequences in countries already using it			
Total 'Positive'	70%	25%	5%
Total 'Negative'	16%	77%	7%
Expected consequences of the euro for own country			
Total 'Positive'	86%	8%	6%
Total 'Negative'	13%	81%	6%
Attitude towards the introduction of the euro in the country			
Total 'In favour'	77%	16%	7%
Total 'Against'	12%	81%	7%

2. SUPPORT FOR THE SINGLE CURRENCY

2.1. Opinions within the respondents' social environment

- A majority of NMS7 respondents now support the introduction of the euro, a reversal of the situation in 2013 -

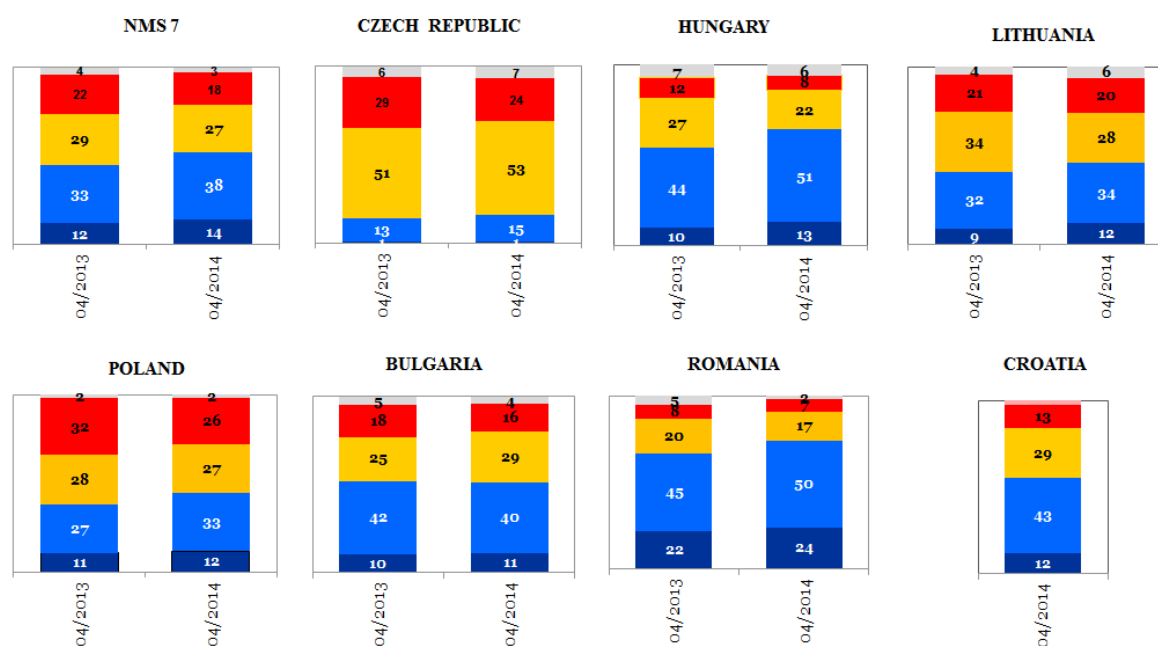
All respondents were now asked whether they are in favour of, or against, the idea of introducing the euro in their country.

A majority of people (52%, +7 compared with 2013) say they are in favour, while 45% (-6) oppose the idea. This is an important shift from 2013, when a majority of people opposed joining the euro by a margin of 51% to 45%.

General support for the introduction of euro

■ Very much in favour of its introduction ■ Rather in favour of its introduction ■ Rather against its introduction
 ■ Very much against its introduction ■ DK/NA

Q14. Generally speaking, are you personally more in favour or against the idea of introducing the euro in [COUNTRY]?
 % by country



A majority of respondents are in favour of introducing the euro in four countries: Romania, where 74% are in favour (versus 24% against); Hungary (64% vs. 30%); Croatia (55% vs. 42%); and Bulgaria (51% vs. 45%).

In two other countries, a majority of people are against introducing the euro. Opposition to joining is especially strong in the Czech Republic, where 77% are against and only 16% are in favour. Most people also oppose the introduction of the euro in Poland (53% against vs. 45% in favour).

In Lithuania, 48% (-7) are against introducing the euro, vs. 46% (+5) in favour.

Since 2013, the proportion of people in favour of introducing the euro has increased substantially in Hungary (+10), Poland (+7), Romania (+7) and Lithuania (+5). There was a smaller increase in the Czech Republic (+2), and a marginal decline in Bulgaria (-1).

The socio-demographic data show that:

- Men are more likely than women to be in favour of the introduction of the euro, by a margin of 57% to 46%.
- People aged 55 and over (54%) are the most likely to be in favour of introducing the euro, while those in the 25-39 age group (49%) are the least likely.
- While 53% of employees and those who are not working favour the introduction of the euro, only 47% of manual workers do so.
- A majority (55%) of people who feel informed about the euro are in favour of its introduction, whereas only 48% of people who do not feel informed are in favour.
- Three quarters (73%) of people who believe the euro has had positive consequences for the countries already using it are in favour of joining, though 25% of people who think the euro has positive consequences for those countries it are still against.
- 88% of respondents who think the euro would have positive consequences for their own country are in favour of joining, but 11% of people, despite anticipating positive national consequences, are still against the idea. The same is also true for respondents who think that the euro will have a positive impact on them personally (87% vs. 11%).

Q14 Generally speaking, are you personally more in favour or against the idea of introducing the euro in (OUR COUNTRY)?

	Total 'In favour of its introduction'	Total 'Against its introduction'	Don't know
NMS7	52%	45%	3%
Sex			
Male	57%	40%	3%
Female	46%	50%	4%
Age			
15-24	52%	47%	1%
25-39	49%	48%	3%
40-54	51%	46%	3%
55 +	54%	42%	4%
Respondent occupation scale			
Self-employed	50%	48%	2%
Employee	53%	44%	3%
Manual workers	47%	51%	2%
Not working	53%	44%	3%
Level of information about the euro			
Total 'Informed'	55%	42%	3%
Total 'Not informed'	48%	48%	4%
Consequences in countries already using it			
Total 'Positive'	73%	25%	2%
Total 'Negative'	23%	75%	2%
Expected consequences of the euro for own country			
Total 'Positive'	88%	11%	1%
Total 'Negative'	21%	76%	3%
Expected personal consequences of the euro			
Total 'Positive'	87%	12%	1%
Total 'Negative'	17%	80%	3%

2.2. The most desired timeframe for the adoption of the euro

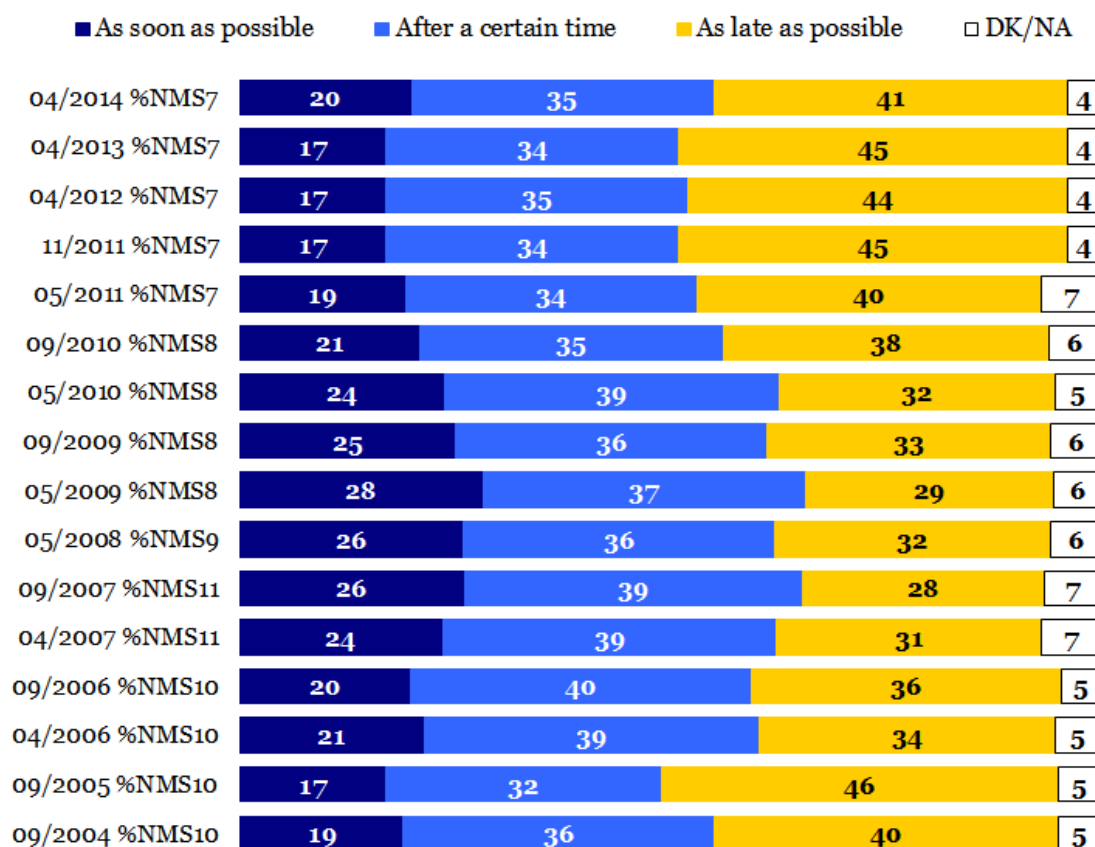
- Adopting the euro as late as possible is seen as the best alternative by NMS7 respondents -

After considering whether they are in favour of joining the euro, all respondents were then asked when they would like the euro to become their currency.

Over four out of ten respondents (41%, -4 compared with 2013) say they would like the euro to be introduced as late as possible. A third (35%, +1) would like to adopt the euro after a certain time, while a fifth 20% (+3) would like to introduce the euro as soon as possible.

The upward trend observed since 2011 of respondents who would like to join as late as possible is now reversed and comparable with May 2011, when 40% preferred this option.

Desired timeframe for adopting the euro



Q15. When would you like the euro to become your currency?

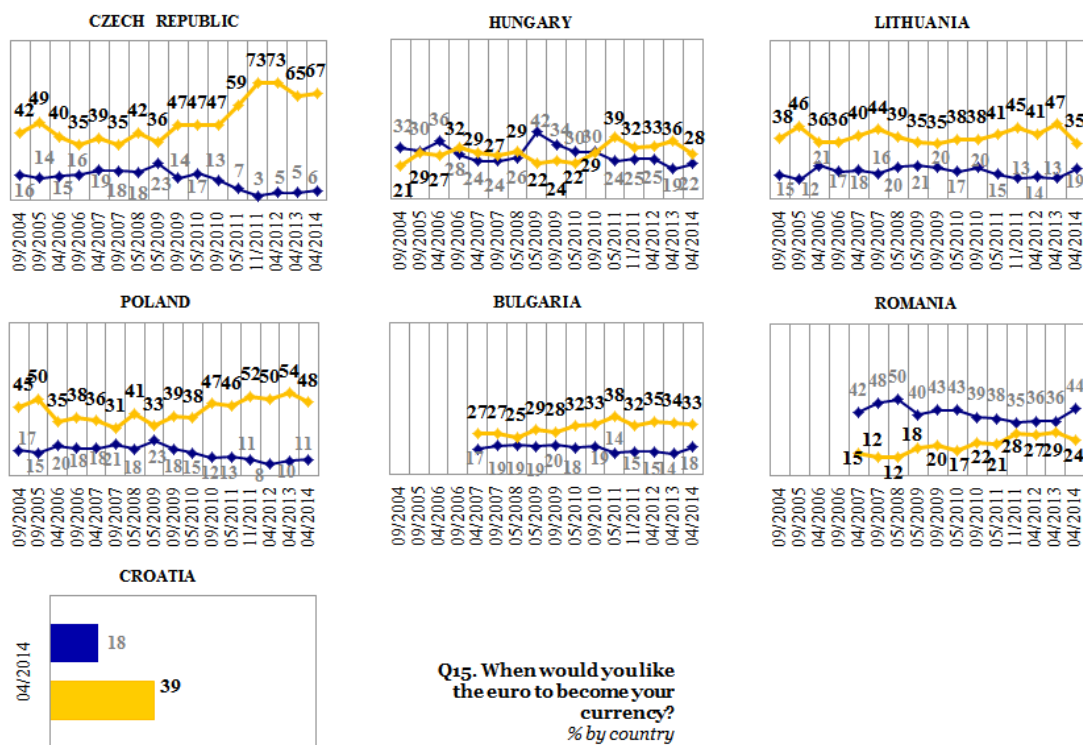
As in previous waves of the survey, Romania is the only NMS7 country where more respondents would like to join the euro as soon as possible (44%, +8) than would like to join as late as possible (24%, -5).

In the Czech Republic, a substantial majority of people support adopting the euro as late as possible: 67% vs. 6% who want to join as soon as possible. Elsewhere, the margin is smaller: Poland (48% vs. 11%); Croatia (39% vs. 18%); Lithuania (35% vs. 19%); Bulgaria (33% vs. 18%); and Hungary (28% vs. 22%).

In all six countries (with Croatia discounted), more people are in favour of joining as soon as possible than in 2013: Romania (+8), Lithuania (+6), Bulgaria (+4), Hungary (+3), the Czech Republic (+1), and Poland (+1).

Desired timeframe for adopting the euro, %

◆ As soon as possible ◆ As late as possible "After a certain time" not shown



According to the socio-demographic data:

- Men are more likely than women to want to introduce the euro as soon as possible, by a margin of 24% to 16%. Women (46%) on the other hand are more inclined than men (35%) to want to join as late as possible.
- 15-24 year-olds (41%) are the most likely to advocate joining after a certain time; 40-54 year-olds (34%) are the least likely to do this. Respondents in the 25-39 age group (44%) are the most likely to want to join as late as possible, with only 38% of people aged 55 and over favouring this approach.
- Half of manual workers (49%) want to join the euro as late as possible, whereas only 39% of employees and people who are not working say this.
- A majority of people who think the euro will have positive consequences for their country and for themselves (both 51%) prefer the idea of introducing the euro after a certain time.
- Most people (52%) who are in favour of joining the euro want to join it after a certain time, with 37% of those in favour believing that their country should join as soon as possible.

Q15 When would you like the euro to become your currency?

	As soon as possible	After a certain time	As late as possible	Don't know
NMS7	20%	35%	41%	4%
Sex				
Male	24%	37%	35%	4%
Female	16%	34%	46%	4%
Age				
15-24	19%	41%	39%	1%
25-39	18%	35%	44%	3%
40-54	20%	34%	42%	4%
55 +	22%	35%	38%	5%
Respondent occupation scale				
Self-employed	20%	31%	46%	3%
Employee	19%	39%	39%	3%
Manual workers	18%	31%	49%	2%
Not working	21%	36%	39%	4%
Expected consequences of the euro for own country				
Total 'Positive'	37%	51%	10%	2%
Total 'Negative'	6%	22%	68%	4%
Expected personal consequences of the euro				
Total 'Positive'	36%	51%	11%	2%
Total 'Negative'	5%	20%	71%	4%
Attitude towards the introduction of the euro in the country				
Total 'In favour'	37%	52%	8%	3%
Total 'Against'	1%	17%	79%	3%

IV. CONSEQUENCES OF ADOPTING THE EURO

1. THE CONSEQUENCES IN GENERAL

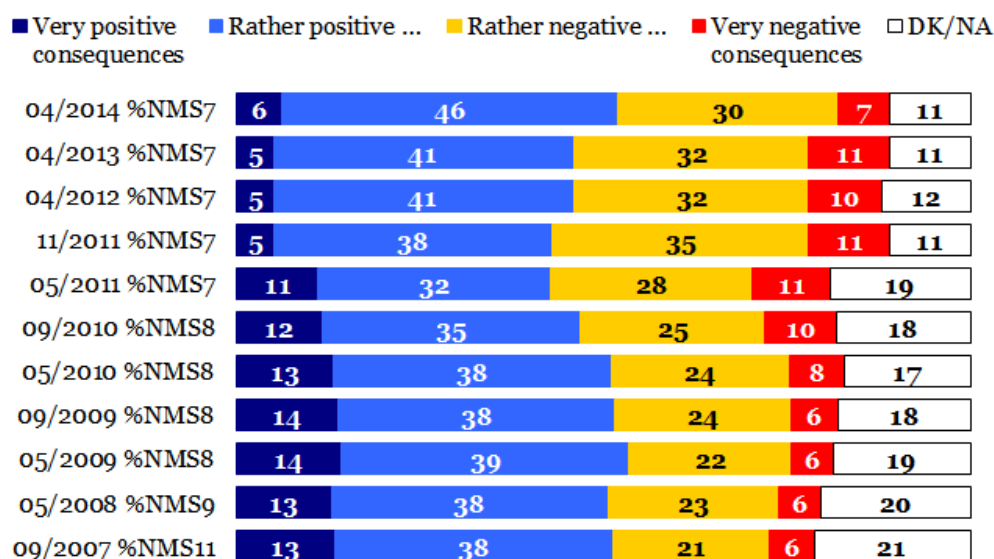
- A majority of respondents think that the euro has had positive consequences in the countries that already use the currency -

All respondents were asked whether they think the introduction of the euro has had positive or negative consequences in the countries that are using the euro already.

A majority (52%, +6 compared with 2013) now think the euro has had positive consequences in those placed, with 6% (+1) saying it has been very positive, and 46% (+5) saying it has been rather positive. Less than four out of 10 respondents (37%, -6) think the euro has had a negative impact in those countries, with 7% (-4) believing that it has been very negative, and 30% (-2) saying it has been rather negative. A tenth of respondents (11%, =) say they don't know.

The latest results show a positive shift in the perception of the impact of the euro in euro area countries, with the proportion of people who see its effect as positive reaching its highest level since September 2009 (also 52%). Only once, in May 2009 (53%), have more people regarded the consequences of the euro as positive in the countries already using it.

Consequences of the introduction of the euro in those countries already using the euro



Q12. Do you think the introduction of the euro has had positive or negative consequences in those countries that are using the euro already?

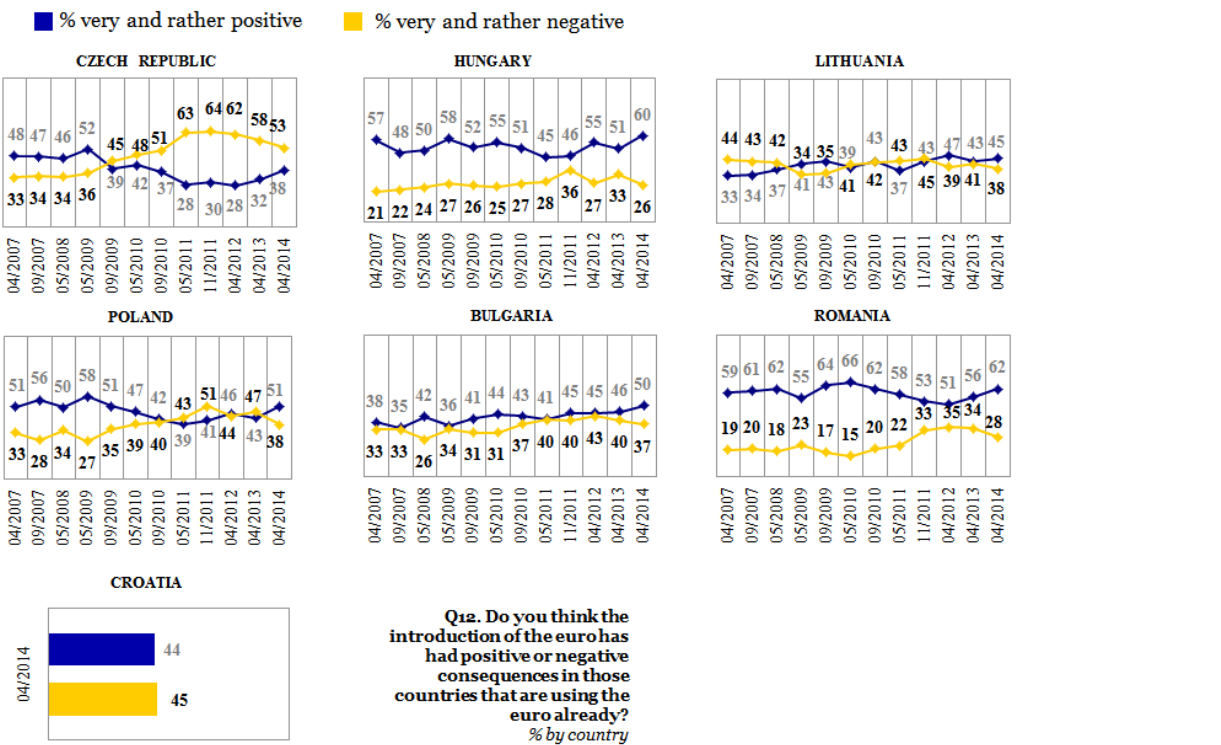
In four of the seven NMS7 Member States a majority of respondents think that the euro has had positive consequences in the countries that are already using it. These are: Romania, where 62% (+6) think the consequences have been positive, and 28% (-6) think they have been negative; Hungary (60%, +9 vs. 26%, -7); Bulgaria (50%, +4 vs. 37%, -3); Poland (51%, +8 vs. 38%, -9).

Whilst in Lithuania, just a relative majority sees positive consequences in euro area countries (45%, +2) and 38% (-3) see negative consequences.

However, in the Czech Republic a majority of respondents (53% vs. 38%) think the euro’s consequences have been negative, as do a relative majority of respondents in Croatia (45% vs. 44%).

Since 2013, the number of people who think the euro has had positive consequences has increased in all six countries: Hungary (+9), Poland (+8), Romania (+6), the Czech Republic (+6), Bulgaria (+4), and Lithuania (+2). The increase in Poland means that a majority of people there now think the euro has had positive consequence, a reversal on the situation in 2013 when a relative majority thought the consequences were negative (47% vs. 43%).

Consequences of the introduction of the euro in those countries already using the euro, %



According to the socio-demographic data:

- Younger respondents are much more likely to think the euro has had positive consequences: 64% of 15-24 year olds say this, compared with 47-49% of respondents aged 40 and above.
- Respondents who feel informed about the euro are somewhat more likely to think that it has had positive consequences than those who regard themselves as uninformed, by a margin of 56% to 51%.
- 83% of people who think the euro will have positive consequences for their own country think it has had positive consequences in the countries that use it already, while only 10% who think the consequences have been positive elsewhere think they would be negative for their own country. A similar pattern also emerges for the respondents who think the euro will have a positive impact on them personally (80% vs. 28%).

Q12 Do you think the introduction of the euro has had positive or negative consequences in those countries that are using the euro already?

	Total 'Positive consequences'	Total 'Negative consequences'	Don't know
NMS7	52%	37%	11%
Sex			
Male	54%	35%	11%
Female	50%	38%	12%
Age			
15-24	64%	29%	7%
25-39	54%	38%	8%
40-54	47%	42%	11%
55 +	49%	36%	15%
Level of information about the euro			
Total 'Informed'	56%	36%	8%
Total 'Not informed'	51%	36%	13%
Expected consequences of the euro for own country			
Total 'Positive'	83%	10%	7%
Total 'Negative'	28%	62%	10%
Expected personal consequences of the euro			
Total 'Positive'	80%	13%	7%
Total 'Negative'	28%	61%	11%

2. POLITICAL AND ECONOMIC CONSEQUENCES OF INTRODUCING THE EURO

2.1. Will the changeover to the euro increase prices?

- *Two thirds of respondents think that introducing the euro will result in price increases -*

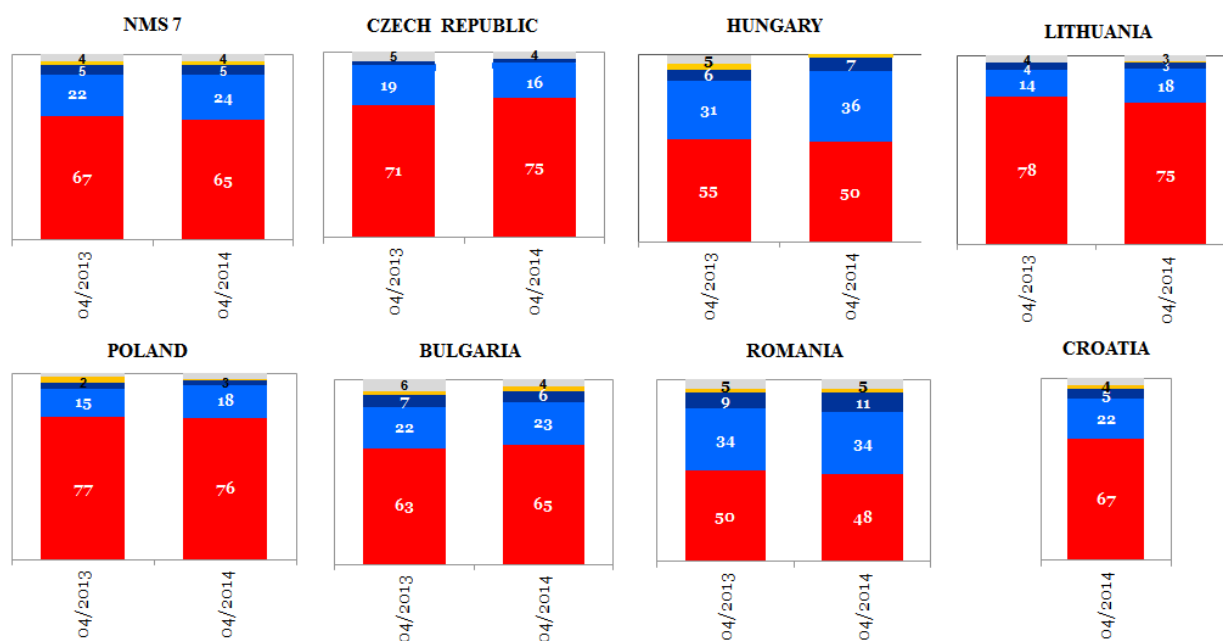
Having considered the general consequences of euro introduction, all respondents were then asked what impact, if any, the introduction of the euro will have on prices in their country.

Nearly two thirds of respondents (65%, -2 compared with 2013) think the changeover will increase prices, while 24% (+2) think it will help keep prices stable. Just 5% (=) think introducing the euro will help reduce prices.

Will the changeover to the euro increase prices ?

■ Will increase prices ■ Will help keep prices stable ■ Will help reduce prices ■ No impact ■ DK/NA

Q16 What impact, if any, do you think the introduction of euro will have on prices in [OUR COUNTRY]?
% by country



A majority of respondents in six countries think that introducing the euro will increase prices, ranging from three quarters of people who take this view in Poland (76%) and Lithuania (75%, -3) to Hungary, where 50% think so. Although less than half of respondents in Romania think that introducing the euro will increase prices, this view is still held by a relative majority (48%).

Hungary (36%, +5), closely followed by Romania (34%, =), has the highest proportion of people who think the euro will help keep prices stable, while the Czech Republic (16%, -3) has the lowest. Romania (11%, +2) also has the highest number of people who think the euro will help to reduce prices.

In four countries, fewer respondents now think that introducing the euro will cause prices to rise: Hungary (50%, -5), Lithuania (75%, -3), Romania (48%, -2) and Poland (76%, -1).

However, the opposite trend can be observed in the Czech Republic (75%, +4) and Bulgaria (65%, +2).

The socio-demographic data show that:

- Women (68%) are more likely than men (62%) to think that introducing the euro will increase prices. Men are more likely to think that the euro will help keep prices stable (27% vs. 21%).
- Individuals with a higher level of education are more likely to say that introducing the euro will increase prices: 69% of people who left education aged 20 or over say this, as opposed to just 54% of those who left school aged 15 or below.
- 43% of people who think the euro will have positive consequences for their own country still expect prices to rise following its introduction. 85% of people who anticipate negative consequences think that prices will rise.
- 46% of respondents who are in favour of joining the euro also believe introducing prices will go up, as do 88% of people who are against the euro.

Q16 What impact, if any, do you think the introduction of the euro will have on prices in (OUR COUNTRY)?

	Will increase prices	Will help keep prices stable	Will help reduce prices	No impact (SPONTANEOUS)	Don't know
NMS7	65%	24%	5%	2%	4%
Sex					
Male	62%	27%	6%	2%	3%
Female	68%	21%	5%	1%	5%
Education (End of)					
15-	54%	19%	16%	1%	10%
16-19	64%	25%	5%	2%	4%
20+	69%	23%	3%	2%	3%
Still studying	58%	26%	13%	1%	2%
Consequences in countries already using it					
Total 'Positive'	50%	37%	8%	2%	3%
Total 'Negative'	86%	8%	3%	1%	2%
Expected consequences of the euro for own country					
Total 'Positive'	43%	43%	8%	2%	4%
Total 'Negative'	85%	8%	3%	1%	3%
Expected personal consequences of the euro					
Total 'Positive'	44%	42%	8%	2%	4%
Total 'Negative'	87%	7%	3%	1%	2%
Attitude towards the introduction of the euro in the country					
Total 'In favour'	46%	40%	8%	2%	4%
Total 'Against'	88%	6%	2%	1%	3%

2.2. Favourable political and economic consequences of the euro

- Making citizens feel more European, and reinforcing the place of Europe in the world, are seen as the main consequence of joining the euro -

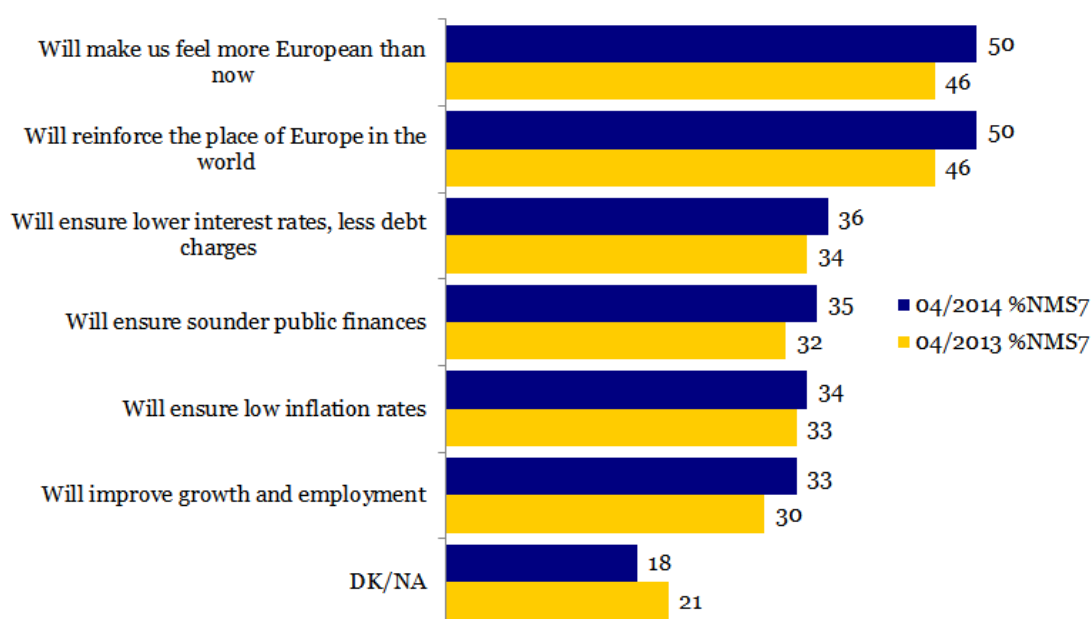
All NMS7 respondents were asked what introducing the euro would do for their country.

Half of the respondents think that introducing the euro will make them feel more European than they do now (50%, +4 compared with 2013), and also that their joining the euro will reinforce the place of Europe in the world (50%, +4).

At least three out of 10 respondents also think that introducing the euro will ensure lower interest rate charges and fewer debt charges (36%, +2); that it will ensure sounder public finances (35%, +3); that it will ensure low inflation rates (34%, +1); and that it will improve growth and employment (33%, +3).

Nearly a fifth of respondents (18%, -3) don't know what the effects of joining the euro will be.

Favourable political and economic consequences of the euro



Q18 In your opinion, what of the following do you think the adoption of the euro will do for (OUR COUNTRY)?
Base: all respondents, % NMS7

(Multiple answers possible)

Romania has the highest proportion of respondents who envisage positive consequences on five out of the six issues, with the Romanian results ranging from 59% of people who think that introducing the euro will make them feel more European than they do now, compared to 41% of Romanians who think that doing so will improve growth and employment.

Hungary (42%) has the most people who believe it will improve growth and employment.









By contrast, Croatia and the Czech Republic each in two of the six cases have the lowest number of people who see positive consequences, while these countries share the same low proportion of people who think that the euro will ensure sounder public finances (both 26%). For Croatia, the other two lowest results refer to the case that joining the euro will reinforce the place of Europe in the world (24%) and that the euro will improve growth and employment (17%). The Czech Republic on the other hand has the lowest results for the case that the euro will make them feel more European than now (34%) and that it will ensure lower interest rates and less debt charges (19%).

Lithuania is the country with the lowest result in the 6th case, with 21% (-3) thinking that the euro will ensure low inflation rates.

In five countries, the most popular answer is that joining the euro "will make us feel more European than we do now". The exceptions are the Czech Republic and Hungary, where joining the euro "will reinforce the place of Europe in the world" is the most popular answer.

Respondents who think that joining the euro will reinforce the place of Europe in the world are most numerous in Romania (58%) and Poland (50%); respondents who believe that joining the euro will make them feel more European than they do now are most common in Romania (59%, +3), Poland (55%, +8) and Lithuania (51%, +3); and Romanians are most likely to say that introducing the single currency will ensure lower interest rates and less debt charges (50%).

Q18 In your opinion, what of the following do you think the adoption of the euro will do for (OUR COUNTRY)?

		Will reinforce the place of Europe in the world	Will make us feel more European than now	Will ensure lower interest rates, less debt charges	Will ensure sounder public finances	Will ensure low inflation rates	Will improve growth and employment	Don't know
	NMS7	50%	50%	36%	35%	34%	33%	18%
	BG	44%	46%	33%	38%	34%	27%	22%
	CZ	47%	34%	19%	26%	26%	19%	32%
	HR	24%	44%	35%	26%	24%	17%	20%
	LT	49%	51%	34%	38%	21%	24%	18%
	HU	49%	37%	38%	38%	37%	42%	14%
	PL	50%	55%	34%	31%	33%	33%	19%
	RO	58%	59%	50%	45%	43%	41%	9%

Highest percentage per country

Lowest percentage per country

Highest percentage per item	Lowest percentage per item
-----------------------------	----------------------------

(Multiple answers possible)

In most NMS7 countries there have been increases in the proportion of respondents who think adopting the euro will bring various benefits. Some of the most substantial positive changes occurred in the Czech Republic, where more people now say the euro will bring growth and employment (19%, +7) and low inflation rates (26%, +7); in Lithuania, where more respondents think the euro would ensure lower interest rates (34%, +7) and reinforce Europe's place in the world (49%, +7); and in Poland, where more people

now say that the euro would reinforce Europe's place in the world (50%, +10), make people feel more European (55%, +8), and ensure sounder public finances (31%, +6).

However, there were also declines in Bulgaria. For example, fewer people there now think that joining the euro will make them feel more European (46%, -5), ensure lower interest rates (33%, -5), and improve growth and employment (27%, -5).

The socio-demographic data suggest that:

- Men are more likely than women to think that most of the political and economic consequences under consideration will result from joining the euro, especially that it will ensure low inflation rates (39% vs. 29%).
- 15-24 year-olds are the most likely to say that joining the euro will reinforce the place of Europe in the world, with 40-54 year-olds the least likely to think so (56% vs. 46%).
- People who feel informed about the euro are more likely to think that introducing it will produce all six outcomes.
- Respondents who think the consequences of the euro in countries that already using it have been positive are much more likely to think that favourable economic and political consequences will result from joining.
- Similarly, people in favour of the euro are far more likely to say that favourable economic and political consequences will ensue. For example, 49% of people in favour think the euro would ensure low inflation rates, as opposed to just 19% of respondents who are opposed.

Q18 In your opinion, what of the following do you think the adoption of the euro will do for (OUR COUNTRY)? (MULTIPLE ANSWERS POSSIBLE)

	Will reinforce the place of Europe in the world	Will make us feel more European than now	Will ensure lower interest rates, less debt charges	Will ensure sounder public finances	Will ensure low inflation rates	Will improve growth and employment	Don't know
NMS7	50%	50%	36%	35%	34%	33%	18%
Sex							
Male	51%	50%	40%	39%	39%	35%	15%
Female	48%	50%	33%	31%	29%	30%	20%
Age							
15-24	56%	50%	36%	35%	35%	34%	11%
25-39	49%	48%	37%	32%	32%	31%	18%
40-54	46%	47%	35%	34%	34%	31%	21%
55 +	50%	55%	37%	38%	35%	35%	19%
Level of information about the euro							
Total 'Informed'	51%	51%	40%	38%	37%	35%	16%
Total 'Not informed'	49%	50%	34%	33%	32%	31%	19%
Consequences in countries already using it							
Total 'Positive'	62%	61%	46%	46%	44%	47%	6%
Total 'Negative'	36%	36%	26%	22%	23%	16%	31%
Attitude towards the introduction of the euro in the country							
Total 'In favour'	62%	64%	50%	51%	49%	50%	5%
Total 'Against'	36%	36%	22%	18%	19%	14%	31%

3. PRACTICAL CONSEQUENCES OF THE EURO CHANGEOVER

- Most respondents think that joining the euro will bring various practical benefits, but not that it will protect their country from international crises -

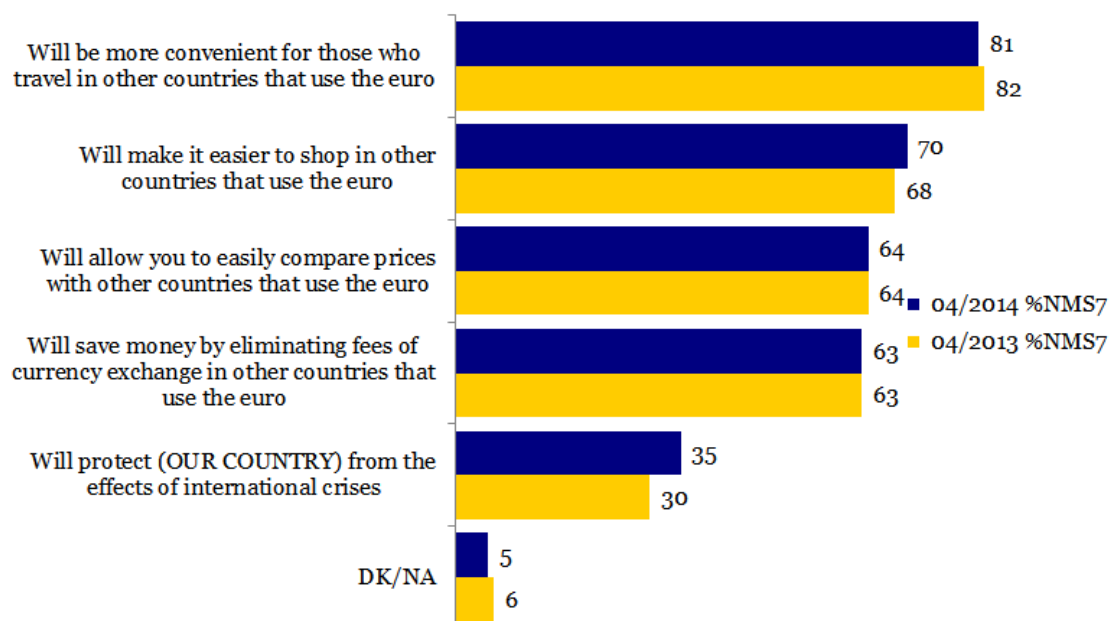
Following on from the discussion of the economic and political consequences of joining the euro, about the section discusses the more practical consequences of introducing the currency.

A majority of people think their country will benefit in four of the five ways under discussion. Four fifths of people (81%, -1 compared with 2013) think that it will be more convenient for those who travel in other countries that use the euro, while seven out of ten respondents believe that joining will make it easier to shop in other countries that use the euro (70%, +2).

Over six out of ten respondents say that the changeover will allow people to easily compare prices with other countries that use the euro (64%, =), and that it will save money by eliminating currency exchange fees (63%, =).

However, only around a third of respondents think that introducing the euro will protect their country from the effects of international crises (35%, +5).

Practical consequences of the euro changeover



Q17 Do you think that the euro...? Base: all respondents, % NMS7

(Multiple answers possible)

In all seven countries, the most popular answer is that upon joining the euro "it will be more convenient for those who travel in other countries that use the euro", with the number of people who say this ranging from 89% in the Czech Republic to 65% in Croatia.









Joining the single currency "will make it easier to shop in other countries that use the euro" is the second most popular answer for all countries. The number of respondents who give this response ranges from 75% in the Czech Republic to 53% in Croatia.

And again in all seven countries, introducing the euro "will protect our country from the effects of international crises" is the least common response, with the number of people who take this view ranging from 45% (+5) in Romania, to 21% (+2) in the Czech Republic.

Since 2013, there have been both increases and decreases at a national level in the number of people who expect all five outcomes to ensue from adopting the euro. Increases occurred in the Czech Republic, where more people now think that joining the euro will save money by eliminating currency exchange fees (71%, +7); in Hungary, where more people think the euro will protect the country from international crises (37%, +6); and in Poland, where more people believe that adopting the euro will make it easier to shop in other countries that use the euro (73%, +5).

However, there also declines, such as in Bulgaria, where fewer respondents now think that joining the euro will save money by eliminating currency exchange fees (58%, -6), or that it will be more convenient for those who travel in other countries that use the euro (80%, -5).

Q17 Do you think that the euro...?

		Will be more convenient for those who travel in other countries that use the euro	Will make it easier to shop in other countries that use the euro	Will allow you to easily compare prices with other countries that use the euro	Will save money by eliminating fees of currency exchange in other countries that use the euro	Will protect (OUR COUNTRY) from the effects of international crises	Don't know
	NMS7	81%	70%	64%	63%	35%	5%
	BG	80%	66%	62%	58%	38%	8%
	CZ	89%	75%	69%	71%	21%	4%
	HR	65%	53%	52%	40%	29%	8%
	LT	81%	59%	45%	44%	26%	10%
	HU	73%	70%	70%	67%	37%	5%
	PL	84%	73%	65%	69%	35%	4%
	RO	79%	67%	62%	58%	45%	5%

Highest percentage per country

Lowest percentage per country




Highest percentage per item

Lowest percentage per item

According to the socio-demographic data:

- Men are more likely than women to think that joining the euro will save money by eliminating currency exchange fees (67% vs. 60%).
- 15-24 year-olds are more likely than people aged 55 and over to think that joining the euro will allow them to easily compare prices (71% vs. 59%), make it easier to shop in other countries (75% vs. 67%), and save money by eliminating currency exchange fees (67% vs. 59%), whereas older respondents are more inclined to say that joining would protect the country from international crises (42% vs. 33%).
- With the exception of the idea that the euro will protect from the effects of international crises, people who spent longer in education are more likely to think that favourable consequences will ensue.
- Individuals who think the euro has had or will have positive consequences are, unsurprisingly, more likely to anticipate all five beneficial results of joining the currency, as are people who are in favour of joining the euro.

Q17 Do you think that the euro...? (MULTIPLE ANSWERS POSSIBLE)

	Will be more convenient for those who travel in other countries that use the euro	Will make it easier to shop in other countries that use the euro	Will allow you to easily compare prices with other countries that use the euro	Will save money by eliminating fees of currency exchange in other countries that use the euro	Will protect (OUR COUNTRY) from the effects of international crises	Don't know
NMS7	81%	70%	64%	63%	35%	5%
 Sex						
Male	81%	72%	66%	67%	37%	5%
Female	81%	67%	62%	60%	34%	6%
 Age						
15-24	79%	75%	71%	67%	33%	3%
25-39	83%	70%	66%	66%	31%	5%
40-54	81%	70%	63%	64%	34%	5%
55 +	80%	67%	59%	59%	42%	7%
 Education (End of)						
15-	67%	59%	47%	52%	45%	9%
16-19	81%	69%	59%	60%	39%	5%
20+	83%	71%	67%	66%	34%	5%
Still studying	79%	75%	73%	69%	28%	4%
Consequences in countries already using it						
Total 'Positive'	85%	78%	73%	71%	48%	2%
Total 'Negative'	76%	60%	54%	55%	21%	9%
Expected consequences of the euro for own country						
Total 'Positive'	86%	79%	75%	72%	55%	1%
Total 'Negative'	77%	62%	55%	56%	20%	8%
Expected personal consequences of the euro						
Total 'Positive'	86%	79%	76%	72%	52%	1%
Total 'Negative'	78%	62%	54%	57%	20%	8%

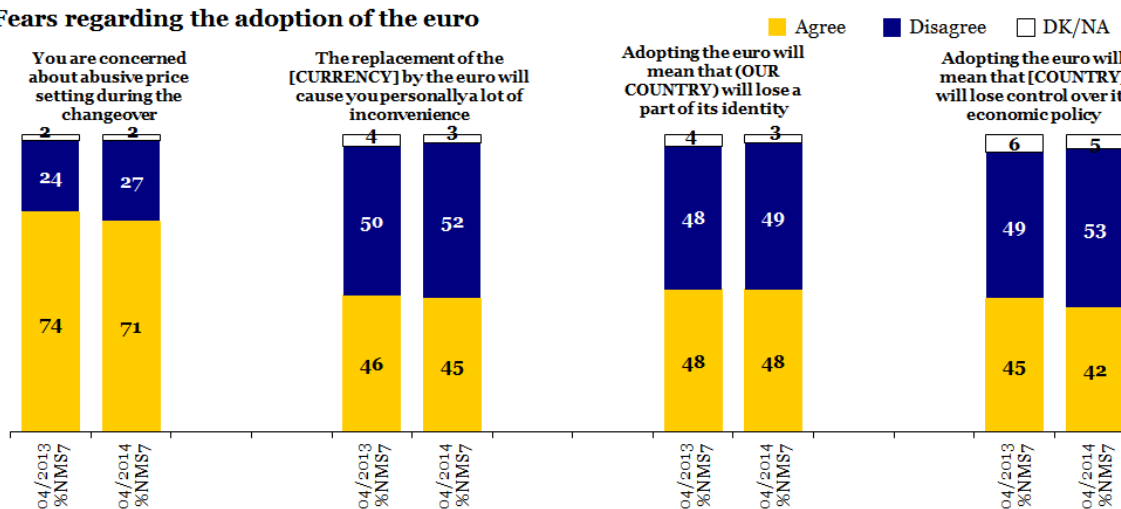
4. POTENTIAL INCONVENIENCES OF THE INTRODUCTION OF THE EURO

- Seven out of ten respondents are concerned about abusive price setting during the euro changeover -

After considering the likely benefits of introducing the euro, respondents were then asked about some potential inconveniences of joining the currency. Specifically, they were asked whether they agree or disagree with four statements about the effect that the changeover will have on them personally.

Seven out of ten respondents (71%, -3 compared with 2013) say they are concerned about abusive price setting during the changeover. Just over a quarter of people (27%, +3) say they are not concerned about this.

However, less than half of the respondents agree with the other three statements: 48% (=) agree that adopting the euro will mean that their country will lose a part of its identity, versus 49% (+1) who disagree; 45% (-1) agree that the replacement of their national currency will cause them a lot of personal inconvenience, versus 52% (+2) who disagree; and 42% (-3) agree that adopting the euro will mean that their country will lose control over its economic policy, versus 53% (+4) who disagree.

Fears regarding the adoption of the euro

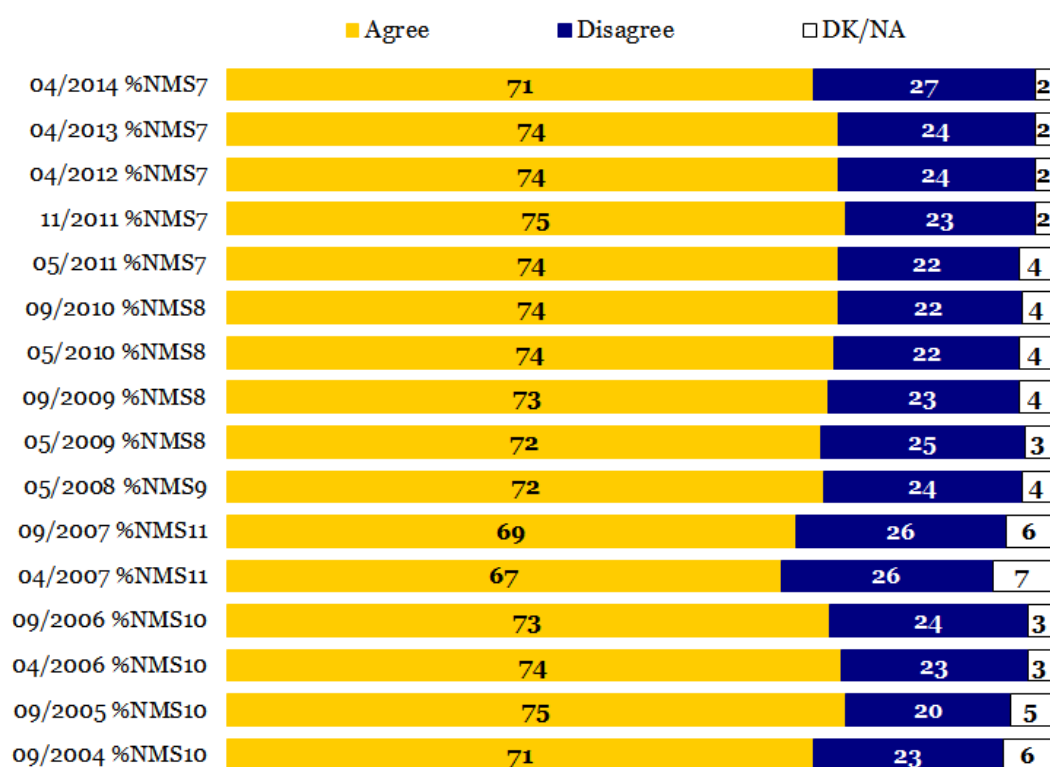
Q19.1-4. Could you tell me for each of the following statements if you agree or disagree...?

4.1. Concerns regarding abuses and cheating on prices during the changeover

- The level of concern about abusive price setting has fallen to its lowest level since 2007-

Seven out of 10 respondents (71%) express concern about abusive price setting – a fall of three percentage points. This drop means that the level of concern on this issue is at its lowest level since September 2007, when 69% of people expressed concern about abusive price setting.

Concerns regarding the introduction of the euro: afraid of abuses and cheating on prices during the changeover

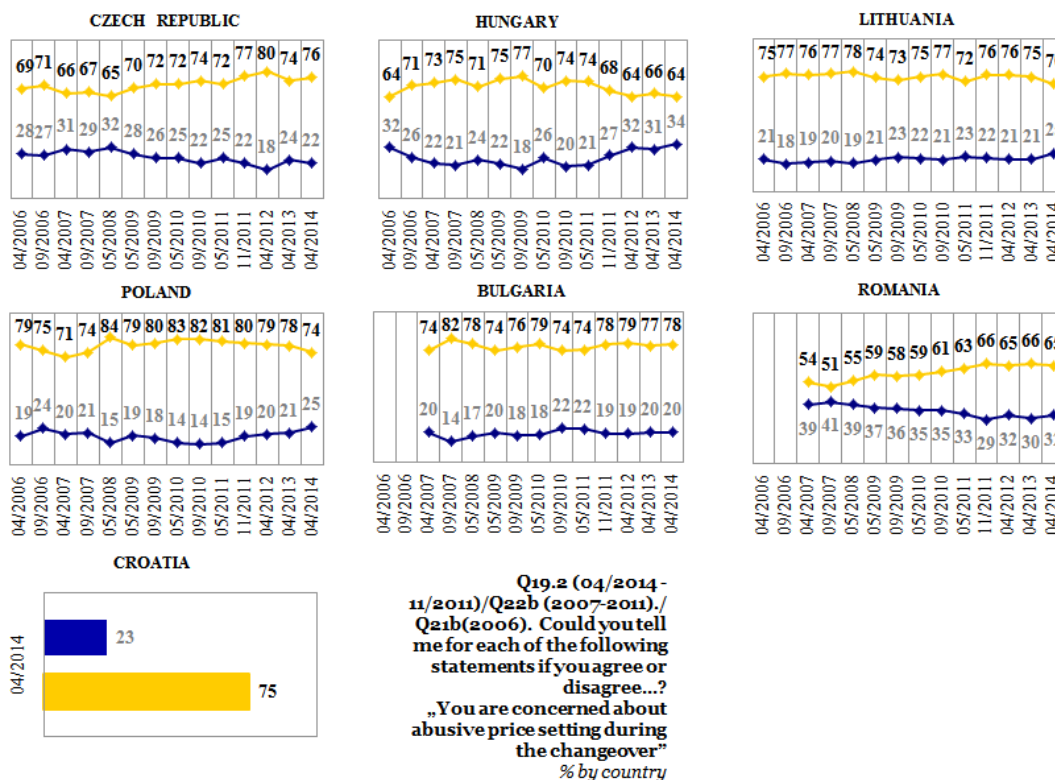


Q19.2(04/2014 - 11/2011)/Q22b.(2007-2011)/Q21b.(2006) Could you tell me for each of the following statements if you agree or disagree...?
 „You are concerned about abusive price setting during the changeover”

Nevertheless, a substantial majority of people in all NMS7 countries say they are concerned about abusive price setting following the changeover. The number of respondents who express concern about abusive price setting ranges from 78% in Bulgaria, to 64% in Hungary. The level of concern declined somewhat in Lithuania (70%, -5) and Poland (74%, -4), while changing relatively little elsewhere.

**Fears regarding the introduction of the euro:
afraid of abuses and cheating on prices during the changeover**

■ % agree ■ % disagree



According to the socio-demographic data:

- Women are more likely than men (75% vs. 67%) to be worried about abusive price setting.
- While 73% of people who completed their education aged 20 or over think the introduction of the euro will lead to abusive price setting, only 68% of those who left school aged 15 or under are worried about this
- While 62% of respondents who think the euro’s introduction will have positive consequences for their country agree that the changeover will entail abusive price setting, this rises to 80% among those who anticipate negative consequences. The same pattern also emerges when looking at the prospective consequences at the personal level (61% vs. 82%).
- Of those in favour of the euro, 63% say its introduction will lead to abusive price setting; but 82% of people who are against the euro expect this to happen.

Q19.2 Could you tell me for each of the following statements if you agree or disagree...?

You are concerned about abusive price setting during the changeover

	Total 'Agree'	Total 'Disagree'	Don't know
NMS7	71%	27%	2%
Sex			
Male	67%	31%	2%
Female	75%	23%	2%
Education (End of)			
15-	68%	27%	5%
16-19	71%	26%	3%
20+	73%	26%	1%
Still studying	69%	31%	0%
Consequences in countries already using it			
Total 'Positive'	65%	34%	1%
Total 'Negative'	80%	19%	1%
Expected consequences of the euro for own country			
Total 'Positive'	62%	36%	2%
Total 'Negative'	80%	19%	1%
Expected personal consequences of the euro			
Total 'Positive'	61%	37%	2%
Total 'Negative'	82%	17%	1%
Attitude towards the introduction of the euro in the country			
Total 'In favour'	63%	35%	2%
Total 'Against'	82%	17%	1%

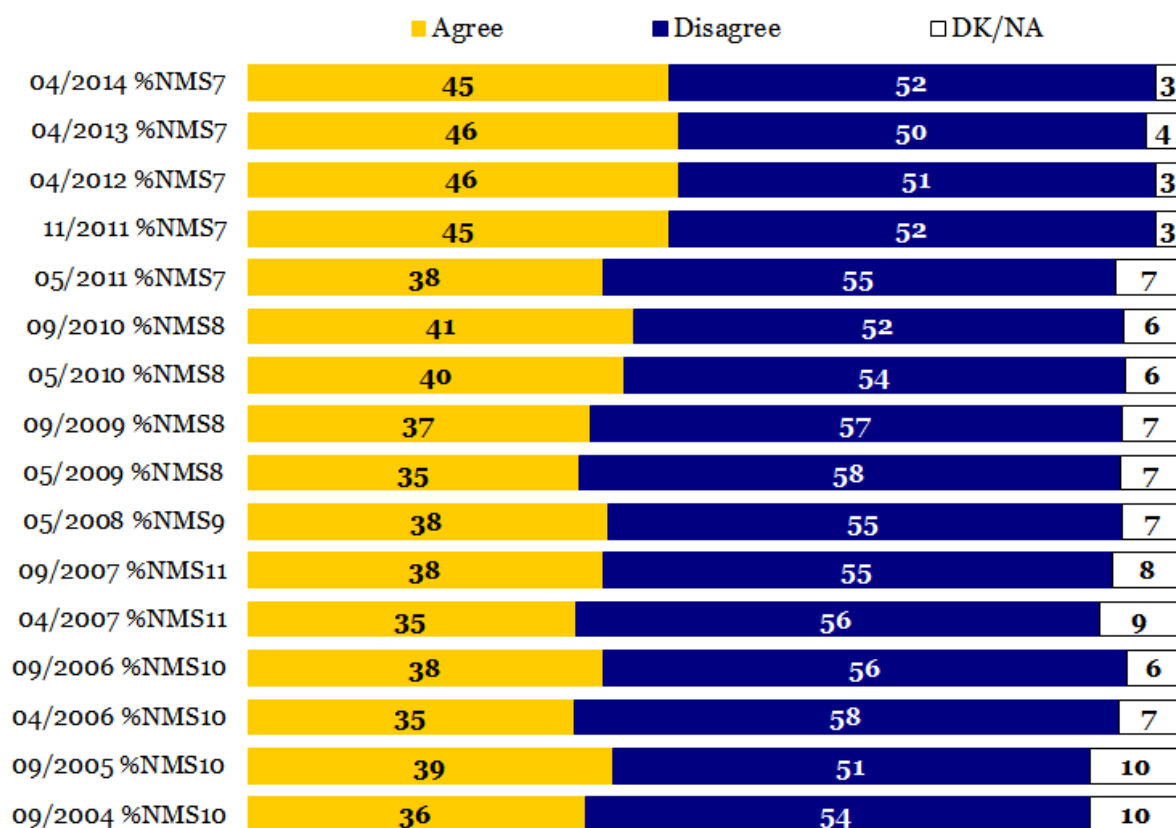
4.2. Changes due to the euro's introduction

- A majority of respondents do not feel that the euro's introduction will cause them much personal inconvenience -

A minority of NMS7 respondents (45%, -1 compared with 2013) feel that the introduction of the euro will cause them a lot of personal inconvenience. A majority (52%, +2) say that it will not inconvenience them personally.

The level of concern on this issue remains high by the historical standards of the survey, but has stabilised, having remained at 45-46% for four surveys in a row. However, the gap between the proportion of people who agree and disagree has widened somewhat, having been at 46% vs. 50% in April 2013.

Fears regarding the introduction of the euro: the euro will cause you personally a lot of inconvenience



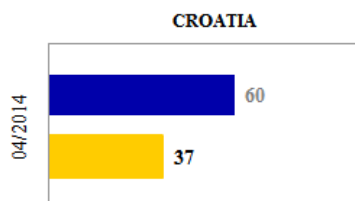
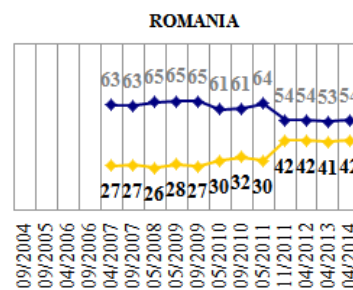
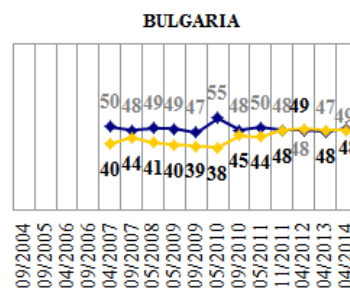
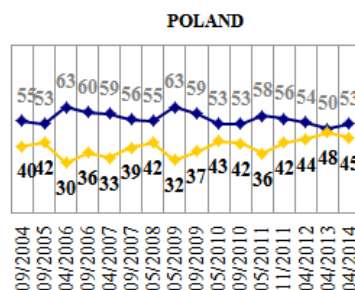
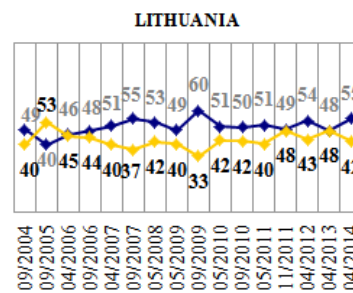
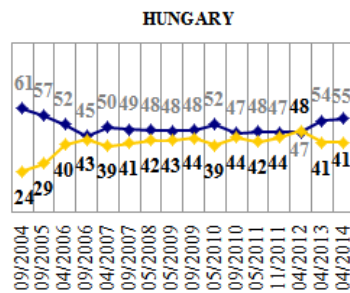
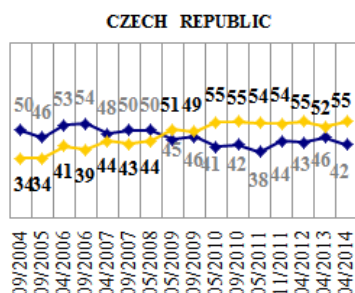
Q19.1(04/2014-11/2011)/Q22a.(2007-2011)/Q21a.(2006) Could you tell me for each of the following statements if you agree or disagree...?
„The replacement of national currency by the euro will cause you personally a lot of inconvenience“

The proportion of respondents who think the euro will cause them a lot of inconvenience ranges from 55% in Czech Republic to 41% in Hungary. In two countries at least a relative majority of respondents think that introducing the euro would inconvenience them personally: the Czech Republic (55% vs. 42%) and Bulgaria (49% vs. 48%). Elsewhere, larger proportions of people say they would not be personally inconvenienced by the introduction of the euro.

In four of these countries, a majority say that they would not be personally inconvenienced, with Lithuania (55%, +7) found among them. Since 2013 the level of agreement on personal inconvenience has risen in the Czech Republic (55%, +3), while falling in Lithuania (42%, -6) and Poland (45%, -3).

Fears regarding the introduction of the euro: the euro will cause you personally a lot of inconvenience

■ % agree ■ % disagree



Q19.1(04/2014 - 11/2011)/Q22a (2007-2011)/ Q21a (2006). Could you tell me for each of the following statements if you agree or disagree...?
 „The replacement of the [CURRENCY] by the euro will cause you personally a lot of inconvenience”
 % by country

According to the socio-demographic data:

- Women are much more likely than men to think that the introduction of the euro will inconvenience them personally, by a margin of 51% to 38%.
- 55% of people who left school aged 15 or under think the euro will inconvenience them personally, but only 42% of respondents who finished their education aged 20 or over feel this way.
- 50% of manual workers say that introducing the euro will cause them personal inconvenience, whereas only 40% of self-employed people and of employees do so.
- 39% of people who say they are informed about the euro, versus 49% who say they are uninformed, think that the introduction of the euro will inconvenience them personally.

- Only 29% of respondents who think the euro will have positive consequences for their own country agree that the introduction of the euro will inconvenience them personally, whereas 60% of those who expect it to have negative consequences expect to be inconvenienced.
- Of those in favour of the euro, only 30% say its introduction will inconvenience them personally; in contrast, 61% of people who are against the euro expect to be inconvenienced by it.

Q19.1 Could you tell me for each of the following statements if you agree or disagree...?

The replacement of the (NATIONAL CURRENCY) by the euro will cause you personally a lot of inconvenience

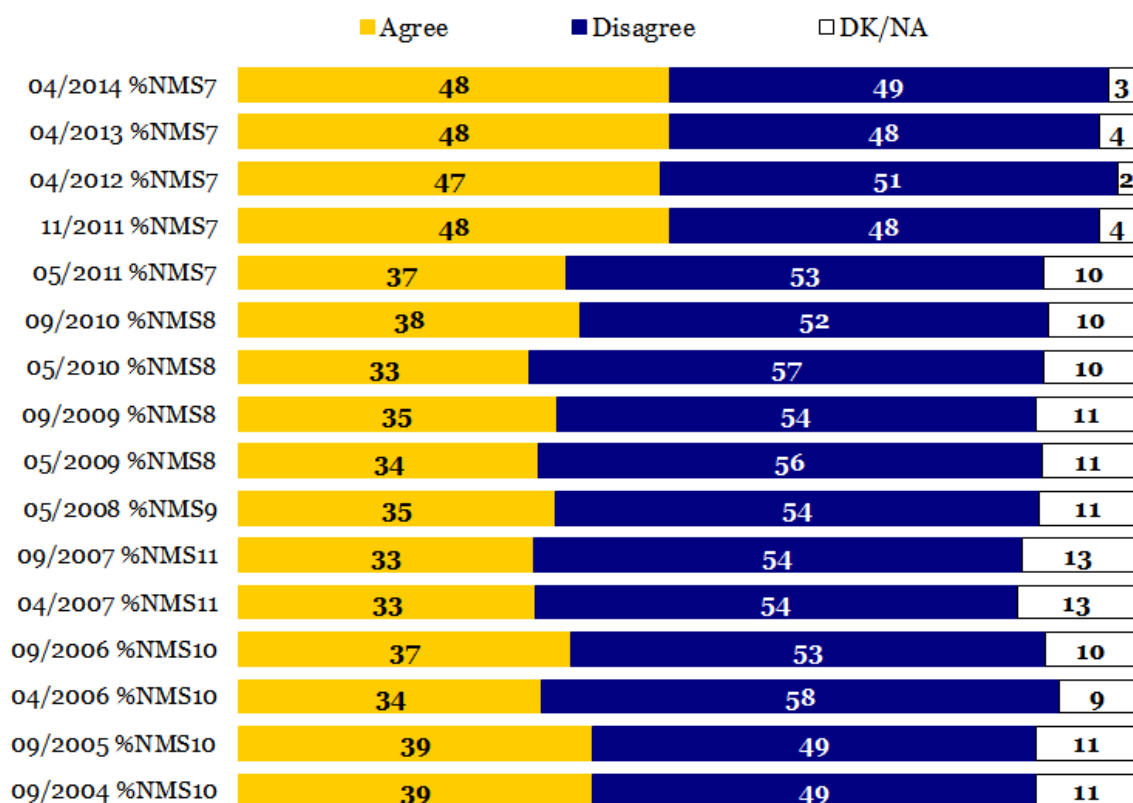
	Total 'Agree'	Total 'Disagree'	Don't know
NMS7	45%	52%	3%
Sex			
Male	38%	60%	2%
Female	51%	46%	3%
Education (End of)			
15-	55%	37%	8%
16-19	49%	48%	3%
20+	42%	56%	2%
Still studying	45%	55%	0%
Respondent occupation scale			
Self-employed	40%	58%	2%
Employee	40%	59%	1%
Manual workers	50%	47%	3%
Not working	47%	49%	4%
Level of information about the euro			
Total 'Informed'	39%	59%	2%
Total 'Not informed'	49%	48%	3%
Expected consequences of the euro for own country			
Total 'Positive'	29%	69%	2%
Total 'Negative'	60%	38%	2%
Expected personal consequences of the euro			
Total 'Positive'	27%	71%	2%
Total 'Negative'	65%	33%	2%
Attitude towards the introduction of the euro in the country			
Total 'In favour'	30%	67%	3%
Total 'Against'	61%	37%	2%

4.3. Effects on national identity due to the adoption of the euro

- Opinion is divided on the question of whether introducing the euro would lead to a loss of national identity -

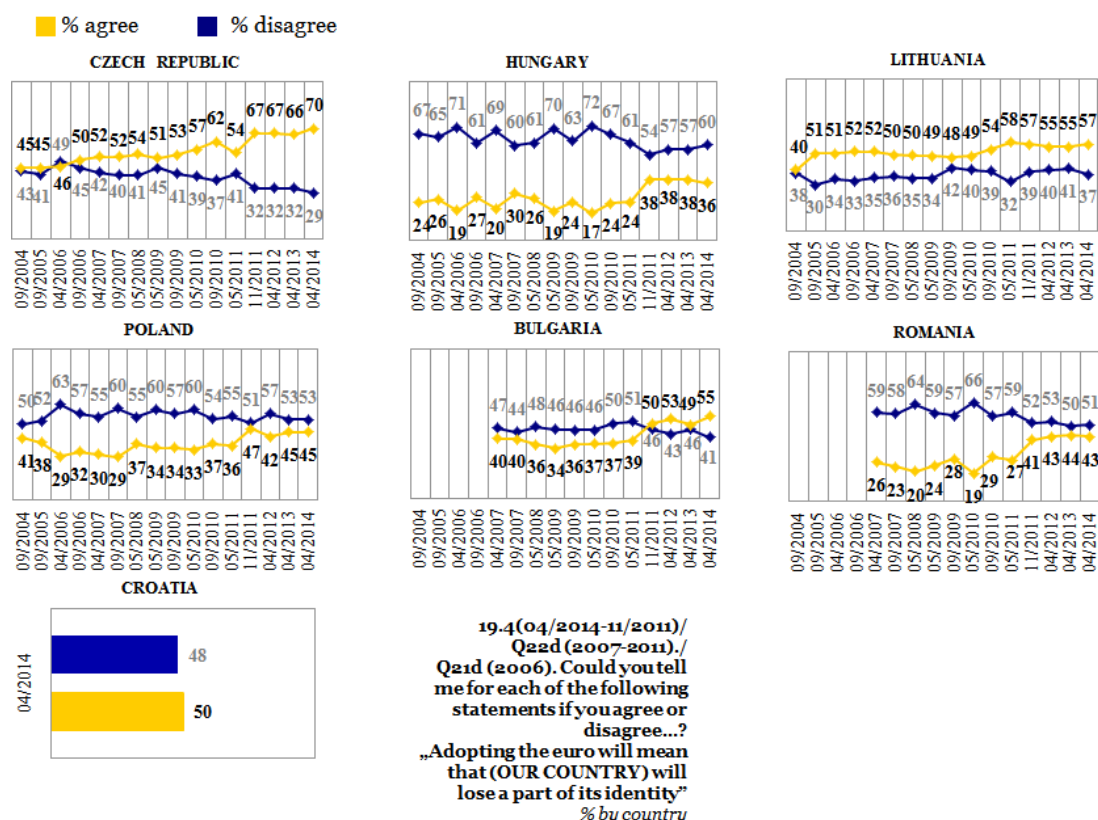
Just under half of the respondents (48%, =) agree that adopting the euro will mean that their country will lose a part of its identity. Meanwhile, a relative majority of people (49%, +1) do not agree that this would happen. Disagreement remains relatively low by historical standards, with over 50% of respondents having rejected the idea that adopting the euro will mean that their country will lose a part of its identity in most waves of the survey.

**Fears regarding the introduction of the euro:
adopting the euro will mean that [COUNTRY] will lose a great deal of its identity**



Q19.4(04/2014-11/2011)/Q22d.(2007-2011)/Q21d.(2006) Could you tell me for each of the following statements if you agree or disagree...?
„Adopting the euro will mean that (OUR COUNTRY) will lose a part of its identity”

Fears regarding the introduction of the euro: adopting the euro will mean that [COUNTRY] will lose a great deal of its identity



The number of respondents who think adopting the euro will spell a loss of national identity ranges from 70% (+4) in the Czech Republic to 36% (-2) in Hungary. A majority of people agree that this is a likely outcome of joining the euro in four countries: the Czech Republic (70% vs. 29%), Lithuania (57% vs. 37%), Bulgaria (55% vs. 43%), and Croatia (50% vs. 48%). In contrast, a majority of respondents disagree in Hungary (60% vs. 36%), Poland (53% vs. 45%) and Romania (51% vs. 43%). The level of agreement has risen steeply since 2013 in Bulgaria (55%, +6) and the Czech Republic (70%, +4), while changing relatively little elsewhere.


According to the socio-demographic data:


- People in the 15-24 age group (60%) are the most likely to think that the introduction of the euro will lead to a loss of national identity, while those aged over 55 (42%) are the least likely.
- 54% of manual workers think the introduction of the euro will lead to a loss of national identity, but only 45% of employees agree.
- While 34% of respondents who think the euro will have positive consequences for them personally say the introduction of the euro will lead to a loss of national identity, 63% of those who anticipate negative personal consequences say this.
- Of those in favour of the euro, only 33% say its introduction will lead to a loss of national identity, compared with 66% who are against joining.

Q19.4 Could you tell me for each of the following statements if you agree or disagree...?

Adopting the euro will mean that (OUR COUNTRY) will lose a part of its identity

	Total 'Agree'	Total 'Disagree'	Don't know
NMS7	48%	49%	3%

 Sex			
Male	47%	51%	2%
Female	49%	47%	4%

 Age			
15-24	60%	39%	1%
25-39	49%	49%	2%
40-54	46%	51%	3%
55 +	42%	52%	6%

Expected personal consequences of the euro			
Total 'Positive'	34%	64%	2%
Total 'Negative'	63%	34%	3%

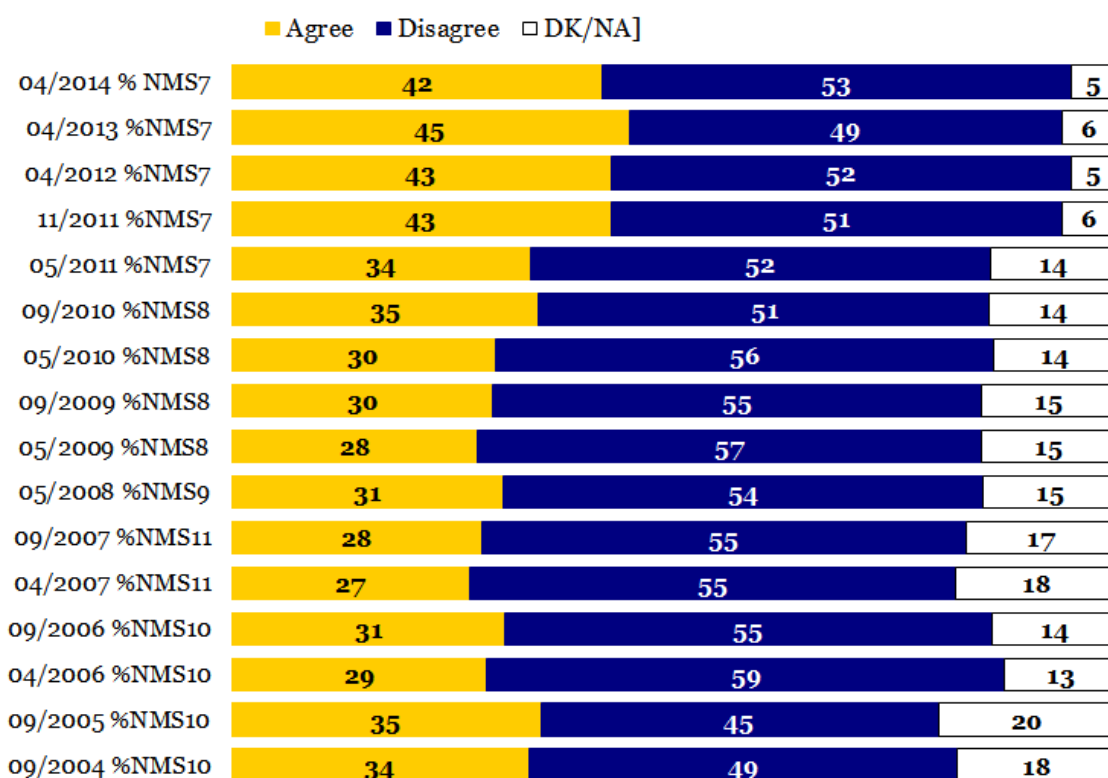
Attitude towards the introduction of the euro in the country			
Total 'In favour'	33%	64%	3%
Total 'Against'	66%	32%	2%

4.4. Control over a nation's economic policy

- A majority of respondents do not think the euro's introduction will spell a loss of national control over economic policy -

The number of respondents who think that adopting the euro will result in their country losing control over its economic policy has fallen to 42%, from 45% in 2013. A majority of people (53%, +4) do not agree that this will happen. However, the level of agreement with this statement remains historically quite high, following a jump from 34% in May 2011 to 43% in November 2011.

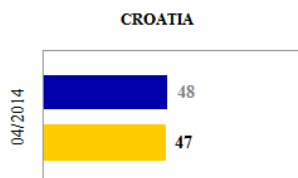
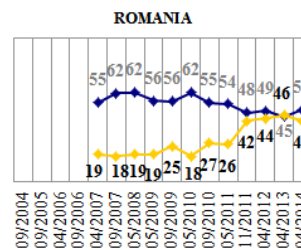
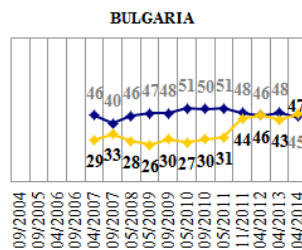
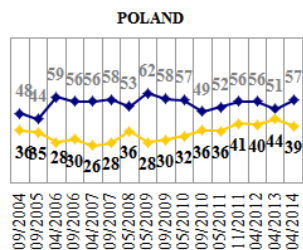
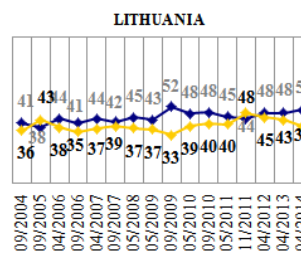
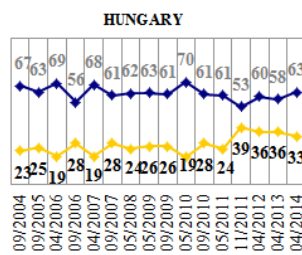
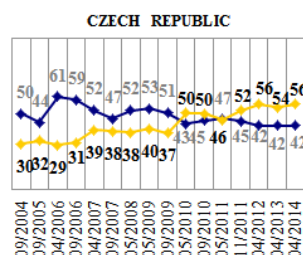
**Fears regarding the introduction of the euro:
adopting the euro will mean that [COUNTRY] will lose control over its
economic policy**



Q19.3(04/2014-11/2011)/Q22c.(2007-2011)/Q21c.(2006) Could you tell me for each of the following statements if you agree or disagree...?
"Adopting the euro will mean that OUR COUNTRY will lose control over its economic policy"

Fears regarding the introduction of the euro: adopting the euro will mean that [COUNTRY] will lose control over its economic policy

■ % agree ■ % disagree



Q19.3(04/2014-11/2011)/
Q22c(2007-2011)/
Q21c(2006). Could you tell
me for each of the following
statements if you agree or
disagree...?
„Adopting the euro will mean
that [COUNTRY] will lose
control over its economic
policy”
% by country

The number of respondents who think adopting the euro will mean a loss of control over economic policy ranges from 56% in the Czech Republic to 33% in Hungary. At least a relative majority of people agree with this statement in just two countries: the Czech Republic (56% vs. 42%) and Bulgaria (47% vs. 45%). It is worth noting that this is the first time that more people in Bulgaria have said that the euro will mean a loss of national control over economic policy. However, in Hungary (63% vs. 33%) and Poland (57% vs. 39%) a substantial majority of people reject this idea, as do smaller majorities of people in the remaining three countries.

Since 2012, the level of agreement has increased in Bulgaria (47%, +4) and the Czech Republic (56%, +2), while declining in Poland (39%, -5), Lithuania (39%, -4), Romania (42%, -4), and Hungary (33%, -3).

According to the socio-demographic data:

- 15-24 year-olds (47%) are the most likely to say that introducing the euro will cause their country to lose economic policy control; people aged 40 and over (40%) are the least likely to think that this could happen.
- Only 28% of respondents who think the euro will have positive consequences for their country agree that adopting the euro will lead to a loss of control over economic policy, as opposed to 55% of those who expect it to have negative consequences.
- Among those in favour of the euro, only 29% say its introduction will lead to a loss of control over economic policy. But 57% of people who are against the euro foresee a loss of economic control.

Q19.3 Could you tell me for each of the following statements if you agree or disagree...?

Adopting the euro will mean that (OUR COUNTRY) will lose control over its economic policy

	Total 'Agree'	Total 'Disagree'	Don't know
NMS7	42%	53%	5%
Sex			
Male	41%	55%	4%
Female	43%	50%	7%
Age			
15-24	47%	52%	1%
25-39	43%	53%	4%
40-54	40%	54%	6%
55 +	40%	52%	8%
Expected consequences of the euro for own country			
Total 'Positive'	28%	68%	4%
Total 'Negative'	55%	41%	4%
Expected personal consequences of the euro			
Total 'Positive'	28%	68%	4%
Total 'Negative'	56%	39%	5%
Attitude towards the introduction of the euro in the country			
Total 'In favour'	29%	66%	5%
Total 'Against'	57%	38%	5%

ANNEXES

TECHNICAL SPECIFICATIONS

FLASH EUROBAROMETER 400**"Introduction of the euro in the more recently acceded Member States"****TECHNICAL SPECIFICATIONS**

Between the 22nd and the 24th of April 2014, TNS Political & Social, a consortium created between TNS political & social, TNS UK and TNS opinion, carried out the survey FLASH EUROBAROMETER 400 about the "Introduction of the euro in the more recently acceded Member States".

This survey has been requested by the EUROPEAN COMMISSION, Directorate-General for Economic and Financial Affairs. It is a general public survey co-ordinated by the Directorate-General for Communication ("Strategy, Corporate Communication Actions and Eurobarometer" Unit). The FLASH EUROBAROMETER 400 covers the population of the respective nationalities of the more recently acceded European Union Member States, resident in each of the seven Member States and aged 15 years and over. The survey covers the national population of citizens as well as the population of citizens of all the European Union Member States who are resident in these countries and have a sufficient command of the national languages to answer the questionnaire. All interviews were carried using the TNS e-Call center (our centralized CATI system). In every country respondents were called both on fixed lines and mobile phones. The basic sample design applied in all states is multi-stage random (probability). In each household, the respondent was drawn at random following the "last birthday rule".

TNS has developed its own RDD sample generation capabilities based on using contact telephone numbers from responders to random probability or random location face to face surveys, such as Eurobarometer, as seed numbers. The approach works because the seed number identifies a working block of telephone numbers and reduces the volume of numbers generated that will be ineffective. The seed numbers are stratified by NUTS2 region and urbanisation to approximate a geographically representative sample. From each seed number the required sample of numbers are generated by randomly replacing the last two digits. The sample is then screened against business databases in order to exclude as many of these numbers as possible before going into field. This approach is consistent across all countries.

Readers are reminded that survey results are estimations, the accuracy of which, everything being equal, rests upon the sample size and upon the observed percentage. With samples of about 1,000 interviews, the real percentages vary within the following confidence limits:

Statistical Margins due to the sampling process (at the 95% level of confidence)											
<i>various sample sizes are in rows</i>						<i>various observed results are in columns</i>					
	5%	10%	15%	20%	25%	30%	35%	40%	45%	50%	
	95%	90%	85%	80%	75%	70%	65%	60%	55%	50%	
N=50	6,0	8,3	9,9	11,1	12,0	12,7	13,2	13,6	13,8	13,9	N=50
N=500	1,9	2,6	3,1	3,5	3,8	4,0	4,2	4,3	4,4	4,4	N=500
N=1000	1,4	1,9	2,2	2,5	2,7	2,8	3,0	3,0	3,1	3,1	N=1000
N=1500	1,1	1,5	1,8	2,0	2,2	2,3	2,4	2,5	2,5	2,5	N=1500
N=2000	1,0	1,3	1,6	1,8	1,9	2,0	2,1	2,1	2,2	2,2	N=2000
N=3000	0,8	1,1	1,3	1,4	1,5	1,6	1,7	1,8	1,8	1,8	N=3000
N=4000	0,7	0,9	1,1	1,2	1,3	1,4	1,5	1,5	1,5	1,5	N=4000
N=5000	0,6	0,8	1,0	1,1	1,2	1,3	1,3	1,4	1,4	1,4	N=5000
N=6000	0,6	0,8	0,9	1,0	1,1	1,2	1,2	1,2	1,3	1,3	N=6000
N=7000	0,5	0,7	0,8	0,9	1,0	1,1	1,1	1,1	1,2	1,2	N=7000
N=7500	0,5	0,7	0,8	0,9	1,0	1,0	1,1	1,1	1,1	1,1	N=7500
N=8000	0,5	0,7	0,8	0,9	0,9	1,0	1,0	1,1	1,1	1,1	N=8000
N=9000	0,5	0,6	0,7	0,8	0,9	0,9	1,0	1,0	1,0	1,0	N=9000
N=10000	0,4	0,6	0,7	0,8	0,8	0,9	0,9	1,0	1,0	1,0	N=10000
N=11000	0,4	0,6	0,7	0,7	0,8	0,9	0,9	0,9	0,9	0,9	N=11000
N=12000	0,4	0,5	0,6	0,7	0,8	0,8	0,9	0,9	0,9	0,9	N=12000
N=13000	0,4	0,5	0,6	0,7	0,7	0,8	0,8	0,8	0,9	0,9	N=13000
N=14000	0,4	0,5	0,6	0,7	0,7	0,8	0,8	0,8	0,8	0,8	N=14000
N=15000	0,3	0,5	0,6	0,6	0,7	0,7	0,8	0,8	0,8	0,8	N=15000
	5%	10%	15%	20%	25%	30%	35%	40%	45%	50%	
	95%	90%	85%	80%	75%	70%	65%	60%	55%	50%	

ABBR.	COUNTRIES	INSTITUTES	N° INTERVIEWS	FIELDWORK DATES		POPULATION 15+
BG	Bulgaria	TNS BBSS	1.000	22/04/2014	24/04/2014	6.537.510
CZ	Czech Rep.	TNS Aisa s.r.o	1.000	22/04/2014	24/04/2014	9.012.443
HR	Croatia	HENDAL	1.002	22/04/2014	24/04/2014	3.749.400
LT	Lithuania	TNS LT	1.000	22/04/2014	24/04/2014	2.829.740
HU	Hungary	TNS Hoffmann Kft	1.004	22/04/2014	24/04/2014	8.320.614
PL	Poland	TNS OBOP	1.000	22/04/2014	24/04/2014	32.413.735
RO	Romania	TNS CSOP	1.011	22/04/2014	24/04/2014	18.246.731
TOTAL NMS7			7.017	22/04/2014	24/04/2014	81.110.173

QUESTIONNAIRE

Q1	Have you already seen...?
----	---------------------------

(READ OUT - ONE ANSWER PER LINE)

		Yes	No	DK/NA
--	--	-----	----	-------

1	Euro banknotes	1	2	3
2	Euro coins	1	2	3

FL349 Q1

ASK Q2a IF THE RESPONDENT HAS SEEN EURO, Q1.1=1 OR Q1.2=1, OTHERS GO TO Q2b

--

Q2a	Have you already used...?
-----	---------------------------

(READ OUT - ONE ANSWER PER LINE)

		Yes	No	DK/NA
--	--	-----	----	-------

1	(ASK ITEM 1 if CODE 1 IN Q1.1) Euro banknotes	1	2	3
2	(ASK ITEM 2 if CODE 1 IN Q1.2) Euro coins	1	2	3

FL349 Q2a

ASK Q2b IF THE RESPONDENT ALREADY USED EURO BANK NOTES, Q2a.1=1,
OTHERS GO TO Q2c

--

Q2b You said you already used euro banknotes. Was it...?

(READ OUT – ONE ANSWER ONLY)

In (OUR COUNTRY)	1
Abroad	2
In (OUR COUNTRY) and abroad	3
DK/NA	4

FL349 Q2b

ASK Q2c IF THE RESPONDENT ALREADY USED EURO COINS, Q2a.2=1, OTHERS GO
TO Q3

--

Q2c You said you already used euro coins. Was it...?

(READ OUT – ONE ANSWER ONLY)

In (OUR COUNTRY)	1
Abroad	2
In (OUR COUNTRY) and abroad	3
DK/NA	4

FL349 Q2c

ASK ALL

Q3 What do you think, which of the following statements is correct?

(READ OUT – ONE ANSWER ONLY)

The euro banknotes look exactly the same in all countries that use the euro

1

The euro banknotes have partly different designs from country to country

2

DK/NA

3

FL349 Q3

Q4 And what do you think, which of the following statements is correct?

(READ OUT – ONE ANSWER ONLY)

The euro coins look exactly the same in all countries that use the euro

1

The euro coins have partly different designs from country to country

2

DK/NA

3

FL349 Q4

--

Q5a	According to you, how many EU countries have already introduced the euro?
-----	---

(READ OUT – ONE ANSWER ONLY)

6	1
13	2
18	3
28	4
DK/NA	5

FL349 Q5a

--

Q5b	In your opinion, can (OUR COUNTRY) choose whether or not to introduce the euro?
-----	---

(READ OUT - ONE ANSWER ONLY)

Yes	1
No	2
DK/NA	3

FL349 Q5b

--

Q5c	When, in which year do you think the euro will be introduced in [OUR COUNTRY]?
-----	--

(READ OUT - RECORD EXACT YEAR) (INT.: IF "NEVER" CODE '9998' - IF "DK/NA" CODE '9999')

					Year
--	--	--	--	--	------

FL349 Q5c

--

Q6	To what extent do you feel informed about the euro? Do you feel:
----	--

(READ OUT – ONE ANSWER ONLY)

Very well informed	1
Rather well informed	2
Not very well informed	3
Not at all well informed	4
DK/NA	5

FL349 Q6

--

Q7	When would you like to be informed about the introduction of euro in (OUR COUNTRY)?
----	---

(READ OUT – ONE ANSWER ONLY)

As soon as possible	1
A few years before	2
A few months before	3
A few weeks before	4
DK/NA	5

FL349 Q7

--

Q8	For each of the following institutions or groups, please tell me if you would trust information they provide on the changeover to the euro?
----	---

(ROTATE - READ OUT – MULTIPLE ANSWERS POSSIBLE)

Government, national or regional authorities	1,
Tax/ fiscal administrations	2,
National Central Bank	3,
European Institutions	4,
Commercial banks	5,
Journalists	6,
Trade unions, professional organisations, etc	7,
Consumer associations	8,
DK/NA	9,

FL349 Q8

--

Q9	Where would it be most useful for you to receive information about the euro and the changeover?
----	---

(ROTATE - READ OUT – MULTIPLE ANSWERS POSSIBLE)

In banks	1,
In supermarkets and shops	2,
In public places	3,
In schools and other places of education and training	4,
In the workplace	5,
On the radio	6,
On television	7,
In newspapers, magazines	8,
In your letter box	9,
On the Internet	10,
DK/NA	11,

FL349 Q9

--

Q10	In your view, which of the following issues about the euro are essential to be covered in priority by the information campaign?
-----	---

(ROTATE - READ OUT – MULTIPLE ANSWERS POSSIBLE)

The way how the euro will be introduced in (OUR COUNTRY)	1,
The value of one euro in (COUNTRY CURRENCY)	2,
What notes and coins in euros look like	3,
How to ensure that the rules for the currency conversion into euro are respected	4,
The practical implications of the euro regarding your salary, your bank account	5,
The social, economic or political implications of the euro	6,
DK/NA	7,

FL349 Q10

--

Q11	Here is a list of various information campaign actions. Could you tell me for each of them whether you would find it essential?
-----	---

(ROTATE - READ OUT – MULTIPLE ANSWERS POSSIBLE)

Dual display of prices in shops	1,
Dual display of the amount on bills (electricity, gas ...)	2,
Dual display on your pay slip	3,
Leaflets/ brochures	4,
TV advertisements	5,
Radio advertisements	6,
Newspaper advertisements	7,
DK/NA	8,

FL349 Q11

--

Q12	Do you think the introduction of the euro has had positive or negative consequences in those countries that are using the euro already?
-----	---

(READ OUT – ONE ANSWER ONLY)

Very positive consequences	1
Rather positive consequences	2
Rather negative consequences	3
Very negative consequences	4
DK/NA	5

FL349 Q12

--

Q13	Do you think the introduction of the euro would have positive or negative consequences for...?
-----	--

(ONE ANSWER PER LINE)

	(READ OUT)	Very positive consequences	Rather positive consequences	Rather negative consequences	Very negative consequences	DK/NA

1	[OUR COUNTRY]	1	2	3	4	5
2	For you personally	1	2	3	4	5

FL349 Q13

--

Q14	Generally speaking, are you personally more in favour or against the idea of introducing the euro in (OUR COUNTRY)?
-----	---

(READ OUT – ONE ANSWER ONLY)

Very much in favour of its introduction	1
Rather in favour of its introduction	2
Rather against its introduction	3
Very much against its introduction	4
DK/NA	5

FL349 Q14

--

Q15	When would you like the euro to become your currency?
-----	---

(READ OUT – ONE ANSWER ONLY)

As soon as possible	1
After a certain time	2
As late as possible	3
DK/NA	4

FL349 Q15

--

Q16	What impact, if any, do you think the introduction of the euro will have on prices in (OUR COUNTRY)?
-----	--

(READ OUT – ONE ANSWER ONLY)

Will increase prices	1
Will help keep prices stable	2
Will help reduce prices	3
No impact (DO NOT READ OUT)	4
DK/NA	5

FL349 Q18

--

Q17	Do you think that the euro...?
-----	--------------------------------

(READ OUT – MULTIPLE ANSWERS POSSIBLE)
--

Will allow you to easily compare prices with other countries that use the euro	1,
Will make it easier to shop in other countries that use the euro	2,
Will save money by eliminating fees of currency exchange in other countries that use the euro	3,
Will be more convenient for those who travel in other countries that use the euro	4,
Will protect (OUR COUNTRY) from the effects of international crises	5,
DK/NA	6,

FL349 Q19

--

Q18	In your opinion, what of the following do you think the adoption of the euro will do for (OUR COUNTRY)?
-----	---

(READ OUT – MULTIPLE ANSWERS POSSIBLE)
--

Will ensure lower interest rates, less debt charges	1,
Will ensure sounder public finances	2,
Will improve growth and employment	3,
Will ensure low inflation rates	4,
Will reinforce the place of Europe in the world	5,
Will make us feel more European than now	6,
DK/NA	7,

FL349 Q20

--

Q19	Could you tell me for each of the following statements if you agree or disagree...?
-----	---

(ONE ANSWER PER LINE)

	(ROTATE - READ OUT)	Totally agree	Tend to agree	Tend to disagree	Totally disagree	DK/NA
--	---------------------	---------------	---------------	------------------	------------------	-------

1	The replacement of the (NATIONAL CURRENCY) by the euro will cause you personally a lot of inconvenience	1	2	3	4	5
2	You are concerned about abusive price setting during the changeover	1	2	3	4	5
3	Adopting the euro will mean that (OUR COUNTRY) will lose control over its economic policy	1	2	3	4	5
4	Adopting the euro will mean that (OUR COUNTRY) will lose a part of its identity	1	2	3	4	5

FL349 Q21

TABLES

Q1.1 Avez-vous déjà vu...?








Des billets d'euro

Q1.1 Have you already seen...?

Euro banknotes

Q1.1 Haben Sie schon einmal... gesehen?

Euro banknoten

		Oui		Non		Ne sais pas	
		Yes		No		Don't know	
		Ja		Nein		Weiß nicht	
		Flash EB 400	Diff. Flash EB 377	Flash EB 400	Diff. Flash EB 377	Flash EB 400	Diff. Flash EB 377
	BG	88	<i>1</i>	12	<i>-1</i>	0	<i>0</i>
	CZ	95	<i>1</i>	5	<i>-1</i>	0	<i>0</i>
	HR	97		3		0	
	LT	82	<i>-4</i>	18	<i>4</i>	0	<i>0</i>
	HU	86	<i>3</i>	14	<i>-3</i>	0	<i>0</i>
	PL	91	<i>1</i>	9	<i>-1</i>	0	<i>0</i>
	RO	95	<i>1</i>	5	<i>-1</i>	0	<i>0</i>

Q1.2 Avez-vous déjà vu...?








Des pièces d'euro

Q1.2 Have you already seen...?

Euro coins

Q1.2 Haben Sie schon einmal... gesehen?

Eiro monētām

		Oui		Non		Ne sais pas	
		Yes		No		Don't know	
		Ja		Nein		Weiß nicht	
		Flash EB 400	Diff. Flash EB 377	Flash EB 400	Diff. Flash EB 377	Flash EB 400	Diff. Flash EB 377
	BG	81	<i>0</i>	19	<i>0</i>	0	<i>0</i>
	CZ	93	<i>1</i>	7	<i>-1</i>	0	<i>0</i>
	HR	86		14		0	
	LT	75	<i>-4</i>	25	<i>5</i>	0	<i>-1</i>
	HU	84	<i>2</i>	16	<i>-2</i>	0	<i>0</i>
	PL	85	<i>-1</i>	15	<i>1</i>	0	<i>0</i>
	RO	86	<i>2</i>	14	<i>-2</i>	0	<i>0</i>

Q2a.1 Avez-vous déjà utilisé...?








Des billets d'euro

Q2a.1 Have you already used...?

Euro banknotes

Q2a.1 Haben Sie schon einmal... verwendet?

Euro-Banknoten

		Oui		Non		Ne sais pas	
		Yes		No		Don't know	
		Ja		Nein		Weiß nicht	
		Flash EB 400	Diff. Flash EB 377	Flash EB 400	Diff. Flash EB 377	Flash EB 400	Diff. Flash EB 377
	BG	76	<i>3</i>	24	<i>-3</i>	0	<i>0</i>
	CZ	83	<i>1</i>	17	<i>-1</i>	0	<i>0</i>
	HR	90		10		0	
	LT	61	<i>-2</i>	39	<i>2</i>	0	<i>0</i>
	HU	69	<i>-1</i>	31	<i>1</i>	0	<i>0</i>
	PL	71	<i>2</i>	29	<i>-2</i>	0	<i>0</i>
	RO	83	<i>2</i>	17	<i>-2</i>	0	<i>0</i>

Q2a.2 Avez-vous déjà utilisé...?








Des pièces d'euro

Q2a.2 Have you already used...?

Euro coins

Q2a.2 Haben Sie schon einmal... verwendet?

Euro-Münzen

		Oui		Non		Ne sais pas	
		Yes		No		Don't know	
		Ja		Nein		Weiß nicht	
%		Flash EB 400	Diff. Flash EB 377	Flash EB 400	Diff. Flash EB 377	Flash EB 400	Diff. Flash EB 377
	BG	71	7	29	-7	0	0
	CZ	85	3	15	-3	0	0
	HR	81		19		0	
	LT	60	2	40	-2	0	0
	HU	69	-1	31	1	0	0
	PL	71	2	29	-2	0	0
	RO	71	3	29	-3	0	0

Q2a.1 Avez-vous déjà utilisé...?








Des billets d'euro

Q2a.1 Have you already used...?

Euro banknotes

Q2a.1 Haben Sie schon einmal... verwendet?

Euro-Banknoten

		Oui		Non		Ne sais pas	
		Yes		No		Don't know	
		Ja		Nein		Weiß nicht	
		Flash EB 400	Diff. Flash EB 377	Flash EB 400	Diff. Flash EB 377	Flash EB 400	Diff. Flash EB 377
	BG	67	<i>4</i>	21	<i>-3</i>	12	<i>-1</i>
	CZ	78	<i>1</i>	17	<i>0</i>	5	<i>-1</i>
	HR	87		10		3	
	LT	50	<i>-4</i>	32	<i>0</i>	18	<i>4</i>
	HU	59	<i>1</i>	27	<i>2</i>	14	<i>-3</i>
	PL	64	<i>2</i>	26	<i>-2</i>	10	<i>0</i>
	RO	79	<i>3</i>	16	<i>-2</i>	5	<i>-1</i>

Q2a.2 Avez-vous déjà utilisé...?








Des pièces d'euro

Q2a.2 Have you already used...?

Euro coins

Q2a.2 Haben Sie schon einmal... verwendet?








Euro-Münzen

		Oui		Non		Ne sais pas	
		Yes		No		Don't know	
		Ja		Nein		Weiß nicht	
%		Flash EB 400	Diff. Flash EB 377	Flash EB 400	Diff. Flash EB 377	Flash EB 400	Diff. Flash EB 377
	BG	57	<i>5</i>	24	<i>-5</i>	19	<i>0</i>
	CZ	79	<i>3</i>	14	<i>-2</i>	7	<i>-1</i>
	HR	70		16		14	
	LT	45	<i>-1</i>	30	<i>-3</i>	25	<i>4</i>
	HU	58	<i>1</i>	26	<i>1</i>	16	<i>-2</i>
	PL	61	<i>2</i>	24	<i>-3</i>	15	<i>1</i>
	RO	61	<i>4</i>	25	<i>-2</i>	14	<i>-2</i>

Q2b Vous dites avoir déjà utilisé des billets d'euro. Était-ce... ?

Q2b You said you already used euro banknotes. Was it...?








Q2b Sie sagten, Sie haben schon einmal Euro-Banknoten verwendet. War dies...?

		Dans (NOTRE PAYS) In (OUR COUNTRY) In (UNSER LAND)		A l'étranger Abroad Im Ausland		Dans (NOTRE PAYS) et à l'étranger In (OUR COUNTRY) and abroad In (UNSEREM LAND) und im Ausland		Ne sais pas Don't know Weiß nicht	
%		Flash EB 400	Diff. Flash EB 377	Flash EB 400	Diff. Flash EB 377	Flash EB 400	Diff. Flash EB 377	Flash EB 400	Diff. Flash EB 377
	BG	23	<i>0</i>	43	<i>1</i>	34	<i>-1</i>	0	<i>0</i>
	CZ	3	<i>0</i>	72	<i>-2</i>	25	<i>2</i>	0	<i>0</i>
	HR	19		42		39		0	
	LT	13	<i>-2</i>	69	<i>8</i>	18	<i>-6</i>	0	<i>0</i>
	HU	7	<i>-2</i>	65	<i>1</i>	28	<i>1</i>	0	<i>0</i>
	PL	13	<i>4</i>	55	<i>-4</i>	32	<i>0</i>	0	<i>0</i>
	RO	39	<i>2</i>	17	<i>-2</i>	44	<i>0</i>	0	<i>0</i>

Q2c Vous dites avoir déjà utilisé des pièces d'euro. Était-ce... ?

Q2c You said you already used euro coins. Was it...?








Q2c Sie sagten, Sie haben schon einmal Euro-Münzen verwendet. War dies...?

		Dans (NOTRE PAYS) In (OUR COUNTRY) In (UNSER LAND)		A l'étranger Abroad Im Ausland		Dans (NOTRE PAYS) et à l'étranger In (OUR COUNTRY) and abroad In (UNSEREM LAND) und im Ausland		Ne sais pas Don't know Weiß nicht	
%		Flash EB 400	Diff. Flash EB 377	Flash EB 400	Diff. Flash EB 377	Flash EB 400	Diff. Flash EB 377	Flash EB 400	Diff. Flash EB 377
	BG	14	<i>2</i>	59	<i>-5</i>	27	<i>3</i>	0	<i>0</i>
	CZ	3	<i>1</i>	78	<i>-3</i>	19	<i>2</i>	0	<i>0</i>
	HR	8		61		30		1	
	LT	6	<i>-3</i>	79	<i>3</i>	14	<i>-1</i>	1	<i>1</i>
	HU	5	<i>-4</i>	69	<i>4</i>	26	<i>1</i>	0	<i>-1</i>
	PL	7	<i>0</i>	69	<i>1</i>	24	<i>-1</i>	0	<i>0</i>
	RO	25	<i>5</i>	43	<i>-4</i>	32	<i>-1</i>	0	<i>0</i>

Q3 Selon vous, laquelle des affirmations suivantes est correcte ?

Q3 What do you think, which of the following statements is correct?








Q3 Welche der folgenden Aussagen treffen Ihrer Ansicht nach zu?

		Les billets d'euro sont exactement les mêmes dans tous les pays qui utilisent cette monnaie		Les billets d'euro ont certains motifs qui sont différents d'un pays à l'autre		Ne sais pas	
		The euro banknotes look exactly the same in all countries that use the euro		The euro banknotes have partly different designs from country to country		Don't know	
		Die Euro-Banknoten sehen in allen Ländern, die den Euro verwenden, völlig gleich aus		Die Euro-Banknoten sind von Land zu Land teilweise unterschiedlich gestaltet		Weiß nicht	
		Flash EB 400	Diff. Flash EB 377	Flash EB 400	Diff. Flash EB 377	Flash EB 400	Diff. Flash EB 377
	BG	48	-5	29	2	23	3
	CZ	51	0	39	3	10	-3
	HR	68		19		13	
	LT	42	-14	44	15	14	-1
	HU	49	3	42	2	9	-5
	PL	40	-4	38	1	22	3
	RO	69	-3	16	4	15	-1

Q4 Selon vous, laquelle des affirmations suivantes est correcte ?

Q4 And what do you think, which of the following statements is correct?








Q4 Und welche der folgenden Aussagen treffen Ihrer Ansicht nach zu?

		Les pièces d'euro sont exactement les mêmes dans tous les pays qui utilisent cette monnaie The euro coins look exactly the same in all countries that use the euro Die Euro-Münzen sehen in allen Ländern, die den Euro verwenden, völlig gleich aus		Les pièces d'euro ont certains motifs différents d'un pays à l'autre The euro coins have partly different designs from country to country Die Euro-Münzen sind von Land zu Land teilweise unterschiedlich gestaltet		Ne sais pas Don't know Weiß nicht	
		Flash EB 400	Diff. Flash EB 377	Flash EB 400	Diff. Flash EB 377	Flash EB 400	Diff. Flash EB 377
	BG	41	-4	33	1	26	3
	CZ	45	2	44	1	11	-3
	HR	58		25		17	
	LT	27	-17	58	20	15	-3
	HU	44	7	43	-4	13	-3
	PL	39	-4	40	2	21	2
	RO	64	-1	19	3	17	-2

Q5a Selon vous, combien de pays ont déjà introduit l'euro ?

Q5a According to you, how many EU countries have already introduced the euro?








Q5a Wie viele Länder haben Ihrer Meinung nach den Euro schon eingeführt?

		6		13		18		28		Ne sais pas		Total 'Réponse incorrectes'	
		6		13		18		28		Don't know		Total 'Wrong answers'	
		6		13		18		28		Weiß nicht		Gesamt 'Falsche Antworten'	
%		Flash EB 400	Diff. Flash EB 377	Flash EB 400	Diff. Flash EB 377	Flash EB 400	Diff. Flash EB 377	Flash EB 400	Diff. Flash EB 377	Flash EB 400	Diff. Flash EB 377	Flash EB 400	Diff. Flash EB 377
	BG	12	1	33	-2	29	0	5	-2	21	3	50	-3
	CZ	10	1	46	2	34	2	3	-2	7	-3	59	1
	HR	9		35		39		5		12		49	
	LT	10	0	32	-3	33	2	7	-1	18	2	49	-4
	HU	13	2	43	4	36	0	4	-2	4	-4	60	4
	PL	15	2	37	-8	28	0	3	0	17	6	55	-6
	RO	13	1	29	3	25	0	10	1	23	-5	52	5

Q5b Selon vous, (NOTRE PAYS) peut-elle choisir d'introduire l'euro ou non ?

Q5b In your opinion, can (OUR COUNTRY) choose whether or not to introduce the euro?








Q5b Hat Ihrer Ansicht nach (UNSER LAND) die Wahl, selbst zu entscheiden, ob der Euro einführt wird, oder nicht?

		Oui Yes Ja		Non No Nein		Ne sais pas Don't know Weiß nicht	
		Flash EB 400	Diff. Flash EB 377	Flash EB 400	Diff. Flash EB 377	Flash EB 400	Diff. Flash EB 377
	BG	63	<i>-1</i>	29	<i>1</i>	8	<i>0</i>
	CZ	75	<i>0</i>	22	<i>1</i>	3	<i>-1</i>
	HR	66		30		4	
	LT	57	<i>-14</i>	35	<i>12</i>	8	<i>2</i>
	HU	66	<i>1</i>	30	<i>-2</i>	4	<i>1</i>
	PL	77	<i>2</i>	19	<i>-2</i>	4	<i>0</i>
	RO	72	<i>1</i>	25	<i>-1</i>	3	<i>0</i>

Q5c.1 Quand, en quelle année, pensez-vous que l'euro sera introduit en (NOTRE PAYS) ?

Q5c.1 When, in which year do you think the euro will be introduced in [OUR COUNTRY]?

Q5c.1 In welchem Jahr wird Ihrer Meinung nach der Euro in (UNSEREM LAND) eingeführt werden?

		2013		2014		2015		2016		2017	
		Flash EB 400	Diff. Flash EB 377	Flash EB 400	Diff. Flash EB 377	Flash EB 400	Diff. Flash EB 377	Flash EB 400	Diff. Flash EB 377	Flash EB 400	Diff. Flash EB 377
	%										
	BG	0	0	0	-3	5	-13	11	1	8	1
	CZ	0	0	0	-2	3	-5	8	2	8	0
	HR	0		5		17		11		13	
	LT	0	0	2	-8	82	43	5	-10	2	-4
	HU	0	0	0	-3	2	-8	8	0	4	-2
	PL	0	0	0	-3	3	-13	11	-2	7	-3
	RO	0	0	1	-4	8	-6	15	5	7	0

Q5c.1 Quand, en quelle année, pensez-vous que l'euro sera introduit en (NOTRE PAYS) ?

Q5c.1 When, in which year do you think the euro will be introduced in [OUR COUNTRY]?








Q5c.1 In welchem Jahr wird Ihrer Meinung nach der Euro in (UNSEREM LAND) eingeführt werden?

		2018		2019		2020		Plus tard		Jamais		Ne sais pas	
		2018		2019		2020		Later		Never		Don't know	
		2018		2019		2020		Später		Nie		Weiß nicht	
%		Flash EB 400	Diff. Flash EB 377	Flash EB 400	Diff. Flash EB 377	Flash EB 400	Diff. Flash EB 377	Flash EB 400	Diff. Flash EB 377	Flash EB 400	Diff. Flash EB 377	Flash EB 400	Diff. Flash EB 377
	BG	9	-1	6	4	19	4	7	0	4	-3	31	10
	CZ	11	-10	7	4	25	11	10	2	18	0	10	-2
	HR	9		23		8		3		11			
	LT	1	-6	0	-1	2	-4	1	-1	0	-3	5	-6
	HU	11	-5	5	4	29	8	26	14	7	-2	8	-6
	PL	11	-2	6	5	26	9	12	6	9	-1	15	4
	RO	10	0	4	3	26	1	14	6	3	-1	12	-4

Q5c.2 Quand, en quelle année, pensez-vous que l'euro sera introduit en (NOTRE PAYS) ?

Q5c.2 When, in which year do you think the euro will be introduced in [OUR COUNTRY]?








Q5c.2 In welchem Jahr wird Ihrer Meinung nach der Euro in (UNSEREM LAND) eingeführt werden?

		2013		2014-2015		2016-2017		2018-2019		2020 ou plus tard		Jamais		Ne sais pas	
		2013		2014-2015		2016-2017		2018-2019		2020 or later		Never		Don't know	
		2013		2014-2015		2016-2017		2018-2019		2020 oder später		Nie		Weiß nicht	
%		Flash EB 400	Diff. Flash EB 377	Flash EB 400	Diff. Flash EB 377	Flash EB 400	Diff. Flash EB 377	Flash EB 400	Diff. Flash EB 377	Flash EB 400	Diff. Flash EB 377	Flash EB 400	Diff. Flash EB 377	Flash EB 400	Diff. Flash EB 377
	BG	0	0	5	-16	19	1	15	4	26	4	4	-3	31	10
	CZ	0	0	3	-7	16	2	18	-5	36	14	18	-1	9	-3
	HR	5		27		23		32		3		10			
	LT	0	0	84	35	7	-14	1	-6	2	-7	1	-2	5	-6
	HU	0	0	3	-10	11	-3	16	-1	55	22	7	-2	8	-6
	PL	0	0	3	-16	17	-6	18	4	38	15	9	-1	15	4
	RO	0	0	9	-10	22	5	14	3	40	7	3	-1	12	-4

Q6 Dans quelle mesure estimez-vous être informé sur l'euro ? Pensez-vous être...

Q6 To what extent do you feel informed about the euro? Do you feel:








Q6 Wie gut fühlen Sie sich über den Euro informiert? Fühlen Sie sich:

		Très bien informé(e)		Plutôt bien informé(e)		Pas très bien informé(e)		Pas bien informé du tout		Ne sais pas		Total 'Informé'		Total 'Pas informé'	
		Very well informed		Rather well informed		Not very well informed		Not at all well informed		Don't know		Total 'Informed'		Total 'Not informed'	
		Sehr gut informiert		Diezgan labi informēts (-a)		Nicht sehr gut informiert		Galīgi neinformēts (-a)		Weiß nicht		Gesamt 'Informiert'		Gesamt 'Nicht informiert'	
%		Flash EB 400	Diff. Flash EB 377	Flash EB 400	Diff. Flash EB 377	Flash EB 400	Diff. Flash EB 377	Flash EB 400	Diff. Flash EB 377	Flash EB 400	Diff. Flash EB 377	Flash EB 400	Diff. Flash EB 377	Flash EB 400	Diff. Flash EB 377
	BG	7	-2	31	2	44	-3	17	4	1	-1	38	0	61	1
	CZ	5	-2	45	4	38	1	10	-3	2	0	50	2	48	-2
	HR	6		36		47		10		1		42		57	
	LT	8	3	42	6	35	-7	11	-3	4	1	50	9	46	-10
	HU	3	0	36	1	50	0	10	0	1	-1	39	1	60	0
	PL	6	0	39	2	41	-2	12	0	2	0	45	2	53	-2
	RO	8	1	28	-2	50	0	13	1	1	0	36	-1	63	1

Q7 Quand souhaiteriez-vous être informé de l'introduction de l'euro en (NOTRE PAYS) ?

Q7 When would you like to be informed about the introduction of euro in (OUR COUNTRY)?








Q7 Wann würden Sie gerne über die Einführung des Euro in (UNSEREM LAND) informiert werden?

		Dès que possible		Quelques années avant		Quelques mois avant		Quelques semaines avant		Ne sais pas	
		As soon as possible		A few years before		A few months before		A few weeks before		Don't know	
		So bald wie möglich		Einige Jahre vorher		Einige Monate vorher		Einige Wochen vorher		Weiß nicht	
		Flash EB 400	Diff. Flash EB 377	Flash EB 400	Diff. Flash EB 377	Flash EB 400	Diff. Flash EB 377	Flash EB 400	Diff. Flash EB 377	Flash EB 400	Diff. Flash EB 377
	BG	21	<i>0</i>	38	<i>4</i>	26	<i>-5</i>	6	<i>-1</i>	9	<i>2</i>
	CZ	20	<i>-4</i>	38	<i>4</i>	30	<i>1</i>	8	<i>2</i>	4	<i>-3</i>
	HR	27		28		30		8		7	
	LT	31	<i>6</i>	16	<i>-20</i>	29	<i>6</i>	8	<i>3</i>	16	<i>5</i>
	HU	17	<i>0</i>	33	<i>3</i>	38	<i>-2</i>	9	<i>1</i>	3	<i>-2</i>
	PL	35	<i>1</i>	30	<i>0</i>	27	<i>-2</i>	4	<i>1</i>	4	<i>0</i>
	RO	34	<i>2</i>	30	<i>0</i>	25	<i>0</i>	7	<i>-2</i>	4	<i>0</i>

Q8 Pour chaque institution ou groupe suivant, pourriez-vous me dire si vous auriez confiance dans les informations qu'ils fournissent sur le passage à l'euro ? (PLUSIEURS REPONSES POSSIBLES)

Q8 For each of the following institutions or groups, please tell me if you would trust information they provide on the changeover to the euro? (MULTIPLE ANSWERS POSSIBLE)








Q8 Bitte geben Sie an, ob Sie Informationen von den folgenden Institutionen oder Gruppierungen über den Übergang zum Euro vertrauen würden? (MEHRFACHNENNUNGEN MÖGLICH)

		Le gouvernement, les autorités locales ou nationales		Les administrations fiscales		La banque centrale nationale		Les institutions européennes		Les banques privées	
		Government, national or regional authorities		Tax/ fiscal administrations		National Central Bank		European institutions		Commercial banks	
		No valdības, valsts vai reģionālajām varasiestādēm		Steuerbehörden		No Latvijas Bankas		Den Europäischen Institutionen		No komercbankām	
		Flash EB 400	Diff. Flash EB 377	Flash EB 400	Diff. Flash EB 377	Flash EB 400	Diff. Flash EB 377	Flash EB 400	Diff. Flash EB 377	Flash EB 400	Diff. Flash EB 377
	BG	39	<i>-10</i>	43	<i>-4</i>	74	<i>-1</i>	60	<i>-7</i>	44	<i>-4</i>
	CZ	63	<i>9</i>	62	<i>6</i>	84	<i>1</i>	56	<i>4</i>	61	<i>7</i>
	HR	29		24		48		42		24	
	LT	52	<i>0</i>	53	<i>8</i>	65	<i>6</i>	62	<i>4</i>	33	<i>7</i>
	HU	62	<i>8</i>	57	<i>2</i>	76	<i>1</i>	65	<i>11</i>	51	<i>7</i>
	PL	46	<i>5</i>	39	<i>4</i>	76	<i>6</i>	58	<i>4</i>	30	<i>2</i>
	RO	41	<i>-3</i>	38	<i>-3</i>	81	<i>-1</i>	61	<i>4</i>	44	<i>-1</i>

Q8 Pour chaque institution ou groupe suivant, pourriez-vous me dire si vous auriez confiance dans les informations qu'ils fournissent sur le passage à l'euro ? (PLUSIEURS REPONSES POSSIBLES)

Q8 For each of the following institutions or groups, please tell me if you would trust information they provide on the changeover to the euro? (MULTIPLE ANSWERS POSSIBLE)








Q8 Bitte geben Sie an, ob Sie Informationen von den folgenden Institutionen oder Gruppierungen über den Übergang zum Euro vertrauen würden? (MEHRFACHNENNUNGEN MÖGLICH)

		Les journalistes		Les syndicats, les associations professionnelles, etc.		Les associations de consommateurs		Ne sais pas	
		Journalists		Trade unions, professional organisations, etc		Consumer associations		Don't know	
		Journalisten		Gewerkschaften, Berufsverbände		Verbraucherverbänden		Weiß nicht	
		Flash EB 400	Diff. Flash EB 377	Flash EB 400	Diff. Flash EB 377	Flash EB 400	Diff. Flash EB 377	Flash EB 400	Diff. Flash EB 377
	BG	31	-2	29	-1	43	-4	8	1
	CZ	18	-1	33	3	60	8	2	-2
	HR	16		16		39		8	
	LT	28	2	29	-2	40	2	9	1
	HU	16	-1	36	3	57	4	3	-2
	PL	31	1	28	0	39	2	7	-3
	RO	33	3	27	-2	34	0	3	0

Q9 Où serait-il le plus utile d'obtenir des informations sur l'euro et sur son introduction ? (PLUSIEURS REPONSES POSSIBLES)

Q9 Where would it be most useful for you to receive information about the euro and the changeover? (MULTIPLE ANSWERS POSSIBLE)








Q9 Wo wäre es für Sie am hilfreichsten, Informationen über den Euro und die Umstellung zum Euro zu erhalten? (MEHRFACHNENNUNGEN MÖGLICH)

		Dans les banques		Dans les supermarchés et les magasins		Dans les espaces publics		Dans les écoles et autres lieux de formation et d'éducation		Sur le lieu de travail	
		In banks		In supermarkets and shops		In public places		In schools and other places of education and training		In the workplace	
		In Banken		In Supermärkten und Läden		In öffentlichen Einrichtungen		In Schulen und sonstigen Bildungseinrichtungen		Am Arbeitsplatz	
		Flash EB 400	Diff. Flash EB 377	Flash EB 400	Diff. Flash EB 377	Flash EB 400	Diff. Flash EB 377	Flash EB 400	Diff. Flash EB 377	Flash EB 400	Diff. Flash EB 377
	BG	48	-7	17	-4	32	-5	28	-7	27	-3
	CZ	77	9	15	1	43	6	55	10	25	-1
	HR	38		6		17		20		11	
	LT	37	13	21	10	23	7	22	7	23	9
	HU	40	1	13	3	21	4	19	-2	18	0
	PL	57	12	20	6	42	6	56	6	36	8
	RO	47	-2	23	2	34	5	42	3	32	1

Q9 Où serait-il le plus utile d'obtenir des informations sur l'euro et sur son introduction ? (PLUSIEURS REPONSES POSSIBLES)

Q9 Where would it be most useful for you to receive information about the euro and the changeover? (MULTIPLE ANSWERS POSSIBLE)








Q9 Wo wäre es für Sie am hilfreichsten, Informationen über den Euro und die Umstellung zum Euro zu erhalten? (MEHRFACHNENNUNGEN MÖGLICH)

		A la radio		A la télévision		Dans les journaux, magazines		Dans votre boîte aux lettres		Sur Internet		Ne sais pas	
		Radio		Television		In newspapers, magazines		In your letter box		The Internet		Don't know	
		Radio		Fernsehen		In Zeitungen, Zeitschriften		In Ihrem Briefkasten		Internet		Weiß nicht	
		Flash EB 400	Diff. Flash EB 377	Flash EB 400	Diff. Flash EB 377	Flash EB 400	Diff. Flash EB 377	Flash EB 400	Diff. Flash EB 377	Flash EB 400	Diff. Flash EB 377	Flash EB 400	Diff. Flash EB 377
	BG	42	0	71	-7	39	-2	31	-3	56	-1	3	1
	CZ	56	6	70	3	50	1	40	3	69	6	2	0
	HR	28		56		30		25		43		2	
	LT	35	5	62	1	39	6	30	7	53	5	4	1
	HU	37	3	60	-2	29	0	36	1	56	3	2	1
	PL	59	8	76	2	57	6	43	5	69	5	2	1
	RO	45	1	72	-2	42	1	35	1	47	-1	1	1

Q10 Selon vous, quelles sont les principales questions sur l'euro que devrait aborder en priorité la campagne d'information à ce sujet ? (PLUSIEURS REPONSES POSSIBLES)

Q10 In your view, which of the following issues about the euro are essential to be covered in priority by the information campaign? (MULTIPLE ANSWERS POSSIBLE)








Q10 Welche Bereiche sollten Ihrer Ansicht nach während der Informationskampagne zur Einführung des Euro besonders berücksichtigt werden? (MEHRFACHNENNUNGEN MÖGLICH)

		La façon dont l'euro sera introduite dans (NOTRE PAYS)	La valeur d'un euro en (MONNAIE NATIONALE)	L'apparence des pièces et des billets	La façon de garantir le respect des règles de conversion monétaire vers l'euro		
		The way how the euro will be introduced in (OUR COUNTRY)	The value of one euro in (COUNTRY CURRENCY)	What notes and coins in euros look like	How to ensure that the rules for the currency conversion into euro are respected		
		Auf welche Weise der Euro in (UNSEREM LAND) eingeführt wird	Der Wert eines Euro in (LANDESWÄHRUNG)	Das Aussehen der Euro-Banknoten und Euro-Münzen	Wie gewährleistet wird, dass die Regeln für die Umstellung der Landeswährung zum Euro eingehalten werden		
		Flash EB 400	Diff. Flash EB 377	Flash EB 400	Diff. Flash EB 377	Flash EB 400	Diff. Flash EB 377
	BG	78	3	76	-1	62	-3
	CZ	91	7	89	9	71	6
	HR	47		61		21	
	LT	57	-2	49	-2	30	8
	HU	62	-2	76	-1	55	0
	PL	83	8	87	7	70	13
	RO	69	-2	69	-2	54	-3

Q10 Selon vous, quelles sont les principales questions sur l'euro que devrait aborder en priorité la campagne d'information à ce sujet ? (PLUSIEURS REPONSES POSSIBLES)

Q10 In your view, which of the following issues about the euro are essential to be covered in priority by the information campaign? (MULTIPLE ANSWERS POSSIBLE)








Q10 Welche Bereiche sollten Ihrer Ansicht nach während der Informationskampagne zur Einführung des Euro besonders berücksichtigt werden? (MEHRFACHNENNUNGEN MÖGLICH)

		Les implications pratiques de l'euro concernant le salaire, le compte en banque		Les implications sociales, économiques et politiques de l'euro		Ne sais pas	
		The practical implications of the euro regarding your salary, your bank account		The social, economic or political implications of the euro		Don't know	
		Eiro ieviešanas praktiskā ietekme uz Jūsu algu, Jūsu bankas rēķinu		Eiro ieviešanas sociālās, ekonomiskās un politiskās sekas		Weiß nicht	
		Flash EB 400	Diff. Flash EB 377	Flash EB 400	Diff. Flash EB 377	Flash EB 400	Diff. Flash EB 377
	BG	73	-2	76	-1	4	0
	CZ	87	7	88	8	1	-2
	HR	45		32		8	
	LT	58	-1	56	-2	8	1
	HU	71	3	64	1	2	-1
	PL	86	7	83	6	2	-1
	RO	70	0	63	-1	4	-1

Q11 Voici une liste de différentes actions de campagne d'information. Pourriez-vous me dire, pour chacune d'entre elles, si vous la considérez comme indispensable ? (PLUSIEURS REPONSES POSSIBLES)

Q11 Here is a list of various information campaign actions. Could you tell me for each of them whether you would find it essential? (MULTIPLE ANSWERS POSSIBLE)








Q11 Hier folgend eine Liste verschiedener Informationskampagnen. Würden Sie mir bitte zu jeder sagen, ob Sie diese für notwendig halten? (MEHRFACHNENNUNGEN MÖGLICH)

		Le double affichage des prix dans les magasins	Le double affichage des montants sur les factures (électricité, gaz, etc.)	Le double affichage du montant sur la fiche de salaire	Des brochures / dépliants		
		Dual display of prices in shops	Dual display of the amount on bills (electricity, gas ...)	Dual display on your pay slip	Leaflets/ brochures		
		Doppelte Preisauszeichnung in Läden	Doppelte Betragsangabe auf Rechnungen (Strom, Gas...)	Doppelte Betragsangabe auf der Lohn- oder Gehaltsabrechnung	Informationsmaterial /Broschüren		
		Flash EB 400	Flash EB 400	Flash EB 400	Flash EB 400	Diff. Flash EB 377	Diff. Flash EB 377
	BG	72	67	64	45	-1	-4
	CZ	78	73	63	48	2	3
	HR	66	60	54	28		
	LT	84	74	63	30	4	0
	HU	84	81	76	25	2	1
	PL	67	61	61	53	5	1
	RO	74	71	70	52	-3	-5

Q11 Voici une liste de différentes actions de campagne d'information. Pourriez-vous me dire, pour chacune d'entre elles, si vous la considérez comme indispensable ? (PLUSIEURS REPONSES POSSIBLES)

Q11 Here is a list of various information campaign actions. Could you tell me for each of them whether you would find it essential? (MULTIPLE ANSWERS POSSIBLE)








Q11 Hier folgend eine Liste verschiedener Informationskampagnen. Würden Sie mir bitte zu jeder sagen, ob Sie diese für notwendig halten? (MEHRFACHNENNUNGEN MÖGLICH)

		De la publicité à la télévision		De la publicité à la radio		De la publicité dans la presse		Ne sais pas	
		TV advertising		Radio advertisements		Newspaper advertisements		Don't know	
		Fernsehspots		Radiospots		Zeitungsanzeigen		Weiß nicht	
		Flash EB 400	Diff. Flash EB 377	Flash EB 400	Diff. Flash EB 377	Flash EB 400	Diff. Flash EB 377	Flash EB 400	Diff. Flash EB 377
	BG	63	-2	49	-2	49	-2	5	0
	CZ	46	-3	42	-1	44	-5	5	0
	HR	54		33		37		5	
	LT	72	2	56	-1	57	0	4	0
	HU	47	-3	35	2	31	3	2	-1
	PL	63	6	63	5	64	7	5	-1
	RO	71	3	55	-3	55	-3	3	1

Q12 Pensez-vous que l'introduction de l'euro a eu des conséquences positives ou négatives dans les pays qui l'utilisent déjà ?

Q12 Do you think the introduction of the euro has had positive or negative consequences in those countries that are using the euro already?








Q12 Sind Sie der Ansicht, dass die Einführung des Euro in denjenigen Ländern, die den Euro schon verwenden, positive oder negative Auswirkungen hatte

		Des conséquences très positives		Des conséquences plutôt positives		Des conséquences plutôt négatives		Des conséquences très négatives	
		Very positive consequences		Rather positive consequences		Rather negative consequences		Very negative consequences	
		Sehr positive Auswirkungen		Eher positive Auswirkungen		Eher negative Auswirkungen		Sehr negative Auswirkungen	
		Flash EB 400	Diff. Flash EB 377	Flash EB 400	Diff. Flash EB 377	Flash EB 400	Diff. Flash EB 377	Flash EB 400	Diff. Flash EB 377
	BG	4	-2	46	6	30	0	7	-3
	CZ	3	1	35	5	43	-1	10	-4
	HR	7		37		33		12	
	LT	4	0	41	2	32	-3	6	0
	HU	5	2	55	7	23	-5	3	-2
	PL	3	1	48	7	31	-4	7	-5
	RO	16	4	46	2	21	-3	7	-3

Q12 Pensez-vous que l'introduction de l'euro a eu des conséquences positives ou négatives dans les pays qui l'utilisent déjà ?

Q12 Do you think the introduction of the euro has had positive or negative consequences in those countries that are using the euro already?








Q12 Sind Sie der Ansicht, dass die Einführung des Euro in denjenigen Ländern, die den Euro schon verwenden, positive oder negative Auswirkungen hatte

		Ne sais pas		Total 'Conséquences positives'		Total 'Conséquences négatives'	
		Don't know		Total 'Positive consequences'		Total 'Negative consequences'	
		Weiß nicht		Gesamt 'Positive Auswirkungen'		Gesamt 'Negative Auswirkungen'	
		Flash EB 400	Diff. Flash EB 377	Flash EB 400	Diff. Flash EB 377	Flash EB 400	Diff. Flash EB 377
	BG	13	-1	50	4	37	-3
	CZ	9	-1	38	6	53	-5
	HR	11		44		45	
	LT	17	1	45	2	38	-3
	HU	14	-2	60	9	26	-7
	PL	11	1	51	8	38	-9
	RO	10	0	62	6	28	-6

Q13.1 Pensez-vous que l'introduction de l'euro aurait des conséquences positives ou négatives pour... ?
(NOTRE PAYS)

Q13.1 Do you think the introduction of the euro would have positive or negative consequences for...?
(OUR COUNTRY)

Q13.1 Sind Sie der Ansicht, die Einführung des Euro würde positive oder negative Auswirkungen haben für...?
(UNSEREM LAND)

		Des conséquences très positives		Des conséquences plutôt positives		Des conséquences plutôt négatives		Des conséquences très négatives	
		Very positive consequences		Rather positive consequences		Rather negative consequences		Very negative consequences	
		Sehr positive Auswirkungen		Eher positive Auswirkungen		Eher negative Auswirkungen		Sehr negative Auswirkungen	
		Flash EB 400	Diff. Flash EB 377	Flash EB 400	Diff. Flash EB 377	Flash EB 400	Diff. Flash EB 377	Flash EB 400	Diff. Flash EB 377
%	 BG	3	-2	33	-1	39	4	17	-2
	 CZ	3	0	23	3	46	6	23	-9
	 HR	8		32		33		20	
	 LT	5	3	36	3	37	-7	10	-1
	 HU	5	2	46	7	32	-2	9	-3
	 PL	3	0	37	4	38	2	16	-6
	 RO	17	5	40	1	26	0	11	-5

Q13.1 Pensez-vous que l'introduction de l'euro aurait des conséquences positives ou négatives pour... ?








(NOTRE PAYS)

Q13.1 Do you think the introduction of the euro would have positive or negative consequences for...?

(OUR COUNTRY)

Q13.1 Sind Sie der Ansicht, die Einführung des Euro würde positive oder negative Auswirkungen haben für...?

(UNSEREM LAND)

		Ne sais pas		Total 'Conséquences positives'		Total 'Conséquences négatives'	
		Don't know		Total 'Positive consequences'		Total 'Negative consequences'	
		Weiß nicht		Gesamt 'Positive Auswirkungen'		Gesamt 'Negative Auswirkungen'	
		Flash EB 400	Diff. Flash EB 377	Flash EB 400	Diff. Flash EB 377	Flash EB 400	Diff. Flash EB 377
	BG	8	<i>1</i>	36	<i>-3</i>	56	<i>2</i>
	CZ	5	<i>0</i>	26	<i>3</i>	69	<i>-3</i>
	HR	7		40		53	
	LT	12	<i>2</i>	41	<i>6</i>	47	<i>-8</i>
	HU	8	<i>-4</i>	51	<i>9</i>	41	<i>-5</i>
	PL	6	<i>0</i>	40	<i>4</i>	54	<i>-4</i>
	RO	6	<i>-1</i>	57	<i>6</i>	37	<i>-5</i>

Q13.2 Pensez-vous que l'introduction de l'euro aurait des conséquences positives ou négatives pour...
?








Vous personnellement

Q13.2 Do you think the introduction of the euro would have positive or negative consequences for...?

Yourself personally

Q13.2 Sind Sie der Ansicht, die Einführung des Euro würde positive oder negative Auswirkungen
haben für...?

Sie persönlich

		Des conséquences très positives		Des conséquences plutôt positives		Des conséquences plutôt négatives		Des conséquences très négatives	
		Very positive consequences		Rather positive consequences		Rather negative consequences		Very negative consequences	
		Sehr positive Auswirkungen		Eher positive Auswirkungen		Eher negative Auswirkungen		Sehr negative Auswirkungen	
		Flash EB 400	Diff. Flash EB 377	Flash EB 400	Diff. Flash EB 377	Flash EB 400	Diff. Flash EB 377	Flash EB 400	Diff. Flash EB 377
	BG	4	-2	35	2	35	4	14	-2
	CZ	5	1	23	2	40	2	26	-1
	HR	9		35		28		16	
	LT	4	1	31	1	34	-4	10	1
	HU	7	3	45	5	29	0	7	-5
	PL	5	0	36	7	37	1	15	-6
	RO	19	6	45	3	20	-2	10	-3

Q13.2 Pensez-vous que l'introduction de l'euro aurait des conséquences positives ou négatives pour... ?








Vous personnellement

Q13.2 Do you think the introduction of the euro would have positive or negative consequences for...?

Yourself personally

Q13.2 Sind Sie der Ansicht, die Einführung des Euro würde positive oder negative Auswirkungen haben für...?








Sie persönlich

		Ne sais pas		Total 'Conséquences positives'		Total 'Conséquences négatives'	
		Don't know		Total 'Positive consequences'		Total 'Negative consequences'	
		Weiß nicht		Gesamt 'Positive Auswirkungen'		Gesamt 'Negative Auswirkungen'	
%		Flash EB 400	Diff. Flash EB 377	Flash EB 400	Diff. Flash EB 377	Flash EB 400	Diff. Flash EB 377
	BG	12	-2	39	0	49	2
	CZ	6	-4	28	3	66	1
	HR	12		44		44	
	LT	21	1	35	2	44	-3
	HU	12	-3	52	8	36	-5
	PL	7	-2	41	7	52	-5
	RO	6	-4	64	9	30	-5

Q14 De façon générale, êtes-vous plutôt en favorable ou contre l'idée de l'introduction de l'euro en (NOTRE PAYS) ?

Q14 Generally speaking, are you personally more in favour or against the idea of introducing the euro in (OUR COUNTRY)?








Q14 Sind Sie, allgemein gesehen, persönlich eher für oder eher gegen die Einführung des Euro in (UNSER LAND)

		Très favorable à son introduction		Plutôt favorable à son introduction		Plutôt contre son introduction		Tout à fait contre son introduction	
		Very much in favour of its introduction		Rather in favour of its introduction		Rather against its introduction		Very much against its introduction	
		Bin eindeutig für die Einführung des Euro		Bin eher für die Einführung des Euro		Bin eher gegen die Einführung des Euro		Bin eindeutig gegen die Einführung des Euro	
		Flash EB 400	Diff. Flash EB 377	Flash EB 400	Diff. Flash EB 377	Flash EB 400	Diff. Flash EB 377	Flash EB 400	Diff. Flash EB 377
	BG	11	<i>1</i>	40	<i>-2</i>	29	<i>4</i>	16	<i>-2</i>
	CZ	1	<i>0</i>	15	<i>2</i>	53	<i>2</i>	24	<i>-5</i>
	HR	12		43		29		13	
	LT	12	<i>3</i>	34	<i>2</i>	28	<i>-6</i>	20	<i>-1</i>
	HU	13	<i>3</i>	51	<i>7</i>	22	<i>-5</i>	8	<i>-4</i>
	PL	12	<i>1</i>	33	<i>6</i>	27	<i>-1</i>	26	<i>-6</i>
	RO	24	<i>2</i>	50	<i>5</i>	17	<i>-3</i>	7	<i>-1</i>

Q14 De façon générale, êtes-vous plutôt en favorable ou contre l'idée de l'introduction de l'euro en (NOTRE PAYS) ?

Q14 Generally speaking, are you personally more in favour or against the idea of introducing the euro in (OUR COUNTRY)?








Q14 Sind Sie, allgemein gesehen, persönlich eher für oder eher gegen die Einführung des Euro in (UNSER LAND)

		Ne sais pas Don't know Weiß nicht		Total 'Favorable à son introduction' Total 'In favour of its introduction' Gesamt 'Befürwortet Einführung'		Total 'Contre son introduction' Total 'Against its introduction' Gesamt 'Lehnt Einführung ab'	
		Flash EB 400	Diff. Flash EB 377	Flash EB 400	Diff. Flash EB 377	Flash EB 400	Diff. Flash EB 377
	BG	4	-1	51	-1	45	2
	CZ	7	1	16	2	77	-3
	HR	3		55		42	
	LT	6	2	46	5	48	-7
	HU	6	-1	64	10	30	-9
	PL	2	0	45	7	53	-7
	RO	2	-3	74	7	24	-4

Q15 Quand souhaitez-vous que l'euro devienne votre monnaie ?

Q15 When would you like the euro to become your currency?








Q15 Zu welchem Zeitpunkt sollte Ihrer Ansicht nach der Euro die Landeswahrung werden?

		Dès que possible		Après un certain temps		Le plus tard possible		Ne sais pas	
		As soon as possible		After a certain time		As late as possible		Don't know	
		So bald wie möglich		Nach einer gewissen Zeit		So spät wie möglich		Weiß nicht	
%		Flash EB 400	Diff. Flash EB 377	Flash EB 400	Diff. Flash EB 377	Flash EB 400	Diff. Flash EB 377	Flash EB 400	Diff. Flash EB 377
	BG	18	<i>4</i>	42	<i>-4</i>	33	<i>-1</i>	7	<i>1</i>
	CZ	6	<i>1</i>	25	<i>2</i>	67	<i>2</i>	2	<i>-5</i>
	HR	18		40		39		3	
	LT	19	<i>6</i>	35	<i>2</i>	35	<i>-12</i>	11	<i>4</i>
	HU	22	<i>3</i>	48	<i>8</i>	28	<i>-8</i>	2	<i>-3</i>
	PL	11	<i>1</i>	37	<i>4</i>	48	<i>-6</i>	4	<i>1</i>
	RO	44	<i>8</i>	29	<i>-3</i>	24	<i>-5</i>	3	<i>0</i>

Q16 Quel impact éventuel aura l'introduction de l'euro sur les prix en (NOTRE PAYS) ?

Q16 What impact, if any, do you think the introduction of the euro will have on prices in (OUR COUNTRY)?








Q16 Welche Auswirkungen hätte Ihrer Ansicht nach, wenn überhaupt, die Einführung des Euro auf die Preise in (UNSEREM LAND)?

		Augmentation des prix		Participation à la stabilisation des prix		Participation à la baisse des prix		Pas d'impact (NE PAS LIRE)		Ne sais pas	
		Will increase prices		Will help keep prices stable		Will help reduce prices		No impact (DO NOT READ OUT)		Don't know	
		Die Preise würden steigen		Der Euro würde helfen, die Preise stabil zu halten		Der Euro würde helfen, die Preise zu reduzieren		Neradīs ietekmi (NENOLASĪT)		Weiß nicht	
		Flash EB 400	Diff. Flash EB 377	Flash EB 400	Diff. Flash EB 377	Flash EB 400	Diff. Flash EB 377	Flash EB 400	Diff. Flash EB 377	Flash EB 400	Diff. Flash EB 377
	BG	65	2	23	1	6	-1	2	0	4	-2
	CZ	75	4	16	-3	3	0	2	0	4	-1
	HR	67		22		5		2		4	
	LT	75	-3	18	4	3	-1	1	1	3	-1
	HU	50	-5	36	5	7	1	1	-2	6	1
	PL	76	-1	18	3	2	-1	1	-2	3	1
	RO	48	-2	34	0	11	2	2	0	5	0

Q17 Pensez-vous que l'euro... ? (PLUSIEURS REPONSES POSSIBLES)

Q17 Do you think that the euro...? (MULTIPLE ANSWERS POSSIBLE)








Q17 Glauben Sie, dass der Euro...? (MEHRFACHNENNUNGEN MÖGLICH)

		Permettra de comparer facilement les prix avec les autres pays qui utilisent l'euro	Facilitera les achats dans les magasins des autres pays qui utilisent l'euro	Permettra d'économiser de l'argent grâce à l'élimination des frais de conversion monétaire dans les autres pays qui utilisent l'euro	Sera plus pratique pour ceux qui voyagent dans les autres pays qui utilisent l'euro	Protégera (NOTRE PAYS) des conséquences des crises internationales	Ne sais pas						
		Will allow you to easily compare prices with other countries that use the euro	Will make it easier to shop in other countries that use the euro	Will save money by eliminating fees of currency exchange in other countries that use the euro	Will be more convenient for those who travel in other countries that use the euro	Will protect (OUR COUNTRY) from the effects of international crises	Don't know						
		Preisvergleiche mit anderen Ländern erleichtern wird, die den Euro verwenden	Einkäufe in anderen Ländern erleichtern wird, die den Euro verwenden	Geld einspart, da in den Ländern, die ebenfalls den Euro verwenden, Wechselkursgebühren entfallen	Erleichterungen schaffen wird für diejenigen, die in andere Länder reisen, in denen der Euro verwendet wird	(UNSEREM LAND) Schutz bieten wird, vor den Auswirkungen internationaler Krisen	Weiß nicht						
		Flash EB 400	Diff. Flash EB 377	Flash EB 400	Diff. Flash EB 377	Flash EB 400	Diff. Flash EB 377	Flash EB 400	Diff. Flash EB 377				
	BG	62	-3	66	-2	58	-6	80	-5	38	-2	8	1
	CZ	69	2	75	4	71	7	89	5	21	2	4	-2
	HR	52		53		40		65		29		8	
	LT	45	-3	59	2	44	1	81	0	26	1	10	1
	HU	70	4	70	1	67	3	73	-3	37	6	5	0
	PL	65	2	73	5	69	5	84	1	35	10	4	-2
	RO	62	-2	67	1	58	-3	79	0	45	5	5	0

Q18 Selon vous, quelles affirmations, parmi les suivantes, correspondent aux effets qu'aura l'introduction de l'euro sur (NOTRE PAYS) ? (PLUSIEURS REPONSES POSSIBLES)

Q18 In your opinion, what of the following do you think the adoption of the euro will do for (OUR COUNTRY)? (MULTIPLE ANSWERS POSSIBLE)

Q18 Welche der folgenden Auswirkungen wird die Einführung des Euro in (UNSEREM LAND) Ihrer Ansicht nach haben? (MEHRFACHNENNUNGEN MÖGLICH)

		Garantir des taux d'intérêt bas sur la dette, moins à rembourser		Garantir des finances publiques plus saines		Améliore la croissance et l'emploi		Garantir un taux d'inflation faible		Renforcer la place de l'Europe dans le monde		Permettre de se sentir plus Européens qu'aujourd'hui		Ne sais pas	
		Will ensure lower interest rates, less debt charges		Will ensure sounder public finances		Will improve growth and employment		Will ensure low inflation rates		Will reinforce the place of Europe in the world		Will make us feel more European than now		Don't know	
		Niedrigere Zinssätze, niedrigere Schuldenlast		Solidere öffentliche Finanzen		Stärkeres Wachstum und Anstieg der Arbeitsplätze		Niedrigere Inflationsrate		Stärkung der Position Europas in der Welt		Eine Stärkung des Gefühls, Europäer zu sein		Weiß nicht	
		Flash EB 400	Diff. Flash EB 377	Flash EB 400	Diff. Flash EB 377	Flash EB 400	Diff. Flash EB 377	Flash EB 400	Diff. Flash EB 377	Flash EB 400	Diff. Flash EB 377	Flash EB 400	Diff. Flash EB 377	Flash EB 400	Diff. Flash EB 377
	BG	33	-5	38	-4	27	-5	34	-2	44	-8	46	-5	22	2
	CZ	19	2	26	4	19	7	26	7	47	3	34	4	32	-2
	HR	35		26		17		24		24		44		20	
	LT	34	7	38	2	24	0	21	-3	49	7	51	3	18	-2
	HU	38	1	38	0	42	2	37	-1	49	6	37	3	14	-5
	PL	34	4	31	6	33	5	33	3	50	10	55	8	19	-3
	RO	50	4	45	4	41	3	43	1	58	1	59	3	9	-5

Q19.1 Pourriez-vous me dire si vous êtes d'accord ou pas d'accord avec chacune des affirmations suivantes...?








Le remplacement de (MONNAIE NATIONALE) par l'euro vous causerait personnellement beaucoup de désagrément

Q19.1 Could you tell me for each of the following statements if you agree or disagree...?

The replacement of the (NATIONAL CURRENCY) by the euro will cause you personally a lot of inconvenience

Q19.1 Würden Sie mir bitte zu den folgenden Aussagen mitteilen, ob Sie zustimmen oder nicht zustimmen?








Die Ersetzung der/des (NATIONALE WÄHRUNG) durch den Euro wird Ihnen persönlich viele Unannehmlichkeiten bereiten

		Tout à fait d'accord		Plutôt d'accord		Plutôt pas d'accord		Pas du tout d'accord		Ne sais pas		Total 'D'accord'		Total 'Pas d'accord'	
		Totally agree		Tend to agree		Tend to disagree		Totally disagree		Don't know		Total 'Agree'		Total 'Disagree'	
		Stimme voll und ganz zu		Stimme eher zu		Stimme eher nicht zu		Stimme überhaupt nicht zu		Weiß nicht		Gesamt 'Stimme zu'		Gesamt 'Stimme nicht zu'	
		Flash EB 400	Diff. Flash EB 377	Flash EB 400	Diff. Flash EB 377	Flash EB 400	Diff. Flash EB 377	Flash EB 400	Diff. Flash EB 377	Flash EB 400	Diff. Flash EB 377	Flash EB 400	Diff. Flash EB 377	Flash EB 400	Diff. Flash EB 377
	BG	22	-2	26	2	22	0	27	2	3	-2	48	0	49	2
	CZ	24	-2	31	5	28	-4	14	0	3	1	55	3	42	-4
	HR	13		24		31		29		3		37		60	
	LT	19	0	23	-6	25	-2	30	9	3	-1	42	-6	55	7
	HU	13	-2	28	2	35	3	20	-2	4	-1	41	0	55	1
	PL	16	-3	29	0	32	2	21	1	2	0	45	-3	53	3
	RO	23	-3	19	4	20	1	34	0	4	-2	42	1	54	1

Q19.2 Pourriez-vous me dire si vous êtes d'accord ou pas d'accord avec chacune des affirmations suivantes...?
Vous êtes préoccupés par une conversion abusive des prix lors du passage à l'euro

Q19.2 Could you tell me for each of the following statements if you agree or disagree...?
You are concerned about abusive price setting during the changeover

Q19.2 Würden Sie mir bitte zu den folgenden Aussagen mitteilen, ob Sie zustimmen oder nicht zustimmen?
Sie sind beunruhigt über mißbräuchliche Preisfestsetzungen während der Übergangsphase

		Tout à fait d'accord		Plutôt d'accord		Plutôt pas d'accord		Pas du tout d'accord		Ne sais pas		Total 'D'accord'		Total 'Pas d'accord'	
		Totally agree		Tend to agree		Tend to disagree		Totally disagree		Don't know		Total 'Agree'		Total 'Disagree'	
		Stimme voll und ganz zu		Stimme eher zu		Stimme eher nicht zu		Stimme überhaupt nicht zu		Weiß nicht		Gesamt 'Stimme zu'		Gesamt 'Stimme nicht zu'	
		Flash EB 400	Diff. Flash EB 377	Flash EB 400	Diff. Flash EB 377	Flash EB 400	Diff. Flash EB 377	Flash EB 400	Diff. Flash EB 377	Flash EB 400	Diff. Flash EB 377	Flash EB 400	Diff. Flash EB 377	Flash EB 400	Diff. Flash EB 377
	BG	49	<i>0</i>	29	<i>1</i>	8	<i>-1</i>	12	<i>1</i>	2	<i>-1</i>	78	<i>1</i>	20	<i>0</i>
	CZ	35	<i>-1</i>	41	<i>3</i>	17	<i>-2</i>	5	<i>0</i>	2	<i>0</i>	76	<i>2</i>	22	<i>-2</i>
	HR	40		35		13		10		2		75		23	
	LT	34	<i>-3</i>	36	<i>-2</i>	13	<i>0</i>	12	<i>4</i>	5	<i>1</i>	70	<i>-5</i>	25	<i>4</i>
	HU	26	<i>-3</i>	38	<i>1</i>	24	<i>4</i>	10	<i>-1</i>	2	<i>-1</i>	64	<i>-2</i>	34	<i>3</i>
	PL	37	<i>-4</i>	37	<i>0</i>	18	<i>3</i>	7	<i>1</i>	1	<i>0</i>	74	<i>-4</i>	25	<i>4</i>
	RO	39	<i>-3</i>	26	<i>2</i>	11	<i>0</i>	21	<i>2</i>	3	<i>-1</i>	65	<i>-1</i>	32	<i>2</i>

Q19.3 Pourriez-vous me dire si vous êtes d'accord ou pas d'accord avec chacune des affirmations suivantes...?








L'adoption de l'euro impliquera que (NOTRE PAYS) perde le contrôle sur ses politiques économiques

Q19.3 Could you tell me for each of the following statements if you agree or disagree...?

Adopting the euro will mean that (OUR COUNTRY) will lose control over its economic policy

Q19.3 Würden Sie mir bitte zu den folgenden Aussagen mitteilen, ob Sie zustimmen oder nicht zustimmen?








Die Einführung des Euro wird für (UNSER LAND) bedeuten, dass die Kontrolle über die Wirtschaftspolitik verloren geht

		Tout à fait d'accord		Plutôt d'accord		Plutôt pas d'accord		Pas du tout d'accord		Ne sais pas		Total 'D'accord'		Total 'Pas d'accord'	
		Totally agree		Tend to agree		Tend to disagree		Totally disagree		Don't know		Total 'Agree'		Total 'Disagree'	
		Stimme voll und ganz zu		Stimme eher zu		Stimme eher nicht zu		Stimme überhaupt nicht zu		Weiß nicht		Gesamt 'Stimme zu'		Gesamt 'Stimme nicht zu'	
		Flash EB 400	Diff. Flash EB 377	Flash EB 400	Diff. Flash EB 377	Flash EB 400	Diff. Flash EB 377	Flash EB 400	Diff. Flash EB 377	Flash EB 400	Diff. Flash EB 377	Flash EB 400	Diff. Flash EB 377	Flash EB 400	Diff. Flash EB 377
	BG	21	0	26	4	22	-1	23	-2	8	-1	47	4	45	-3
	CZ	22	-2	34	4	30	1	12	-1	2	-2	56	2	42	0
	HR	18		29		28		20		5		47		48	
	LT	14	-1	25	-3	29	-3	21	5	11	2	39	-4	50	2
	HU	10	-3	23	0	34	0	29	5	4	-2	33	-3	63	5
	PL	13	-4	26	-1	39	4	18	2	4	-1	39	-5	57	6
	RO	23	-4	19	0	18	-1	32	6	8	-1	42	-4	50	5

Q19.4 Pourriez-vous me dire si vous êtes d'accord ou pas d'accord avec chacune des affirmations suivantes...?
L'adoption de l'euro impliquera que (NOTRE PAYS) perde une partie de son identité

Q19.4 Could you tell me for each of the following statements if you agree or disagree...?
Adopting the euro will mean that (OUR COUNTRY) will lose a part of its identity

Q19.4 Würden Sie mir bitte zu den folgenden Aussagen mitteilen, ob Sie zustimmen oder nicht zustimmen?
Die Einführung des Euro wird für (UNSER LAND) bedeuten, dass ein Teil der Identität verloren geht

		Tout à fait d'accord		Plutôt d'accord		Plutôt pas d'accord		Pas du tout d'accord		Ne sais pas		Total 'D'accord'		Total 'Pas d'accord'	
		Totally agree		Tend to agree		Tend to disagree		Totally disagree		Don't know		Total 'Agree'		Total 'Disagree'	
		Stimme voll und ganz zu		Stimme eher zu		Stimme eher nicht zu		Stimme überhaupt nicht zu		Weiß nicht		Gesamt 'Stimme zu'		Gesamt 'Stimme nicht zu'	
		Flash EB 400	Diff. Flash EB 377	Flash EB 400	Diff. Flash EB 377	Flash EB 400	Diff. Flash EB 377	Flash EB 400	Diff. Flash EB 377	Flash EB 400	Diff. Flash EB 377	Flash EB 400	Diff. Flash EB 377	Flash EB 400	Diff. Flash EB 377
	BG	28	2	27	4	16	-3	25	-2	4	-1	55	6	41	-5
	CZ	36	0	34	4	18	-2	11	-1	1	-1	70	4	29	-3
	HR	24		26		22		26		2		50		48	
	LT	27	1	30	1	19	-4	18	0	6	2	57	2	37	-4
	HU	11	-4	25	2	33	1	27	2	4	-1	36	-2	60	3
	PL	20	1	25	-1	30	1	23	-1	2	0	45	0	53	0
	RO	25	0	18	-1	16	-2	35	3	6	0	43	-1	51	1