

D.

**INSTRUCTIONS
TO VOTERS**

INSTRUCTIONS TO VOTERS

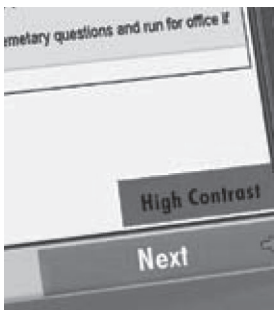
Learn how to use the new electronic voting machine. These step-by-step instructions will guide you through the voting process. For an electronic demonstration, please visit the website www.leaveyourprint.com.

1. START



Insert voter access card. Push firmly until card clicks. Do not remove card until finished voting.


2. READ "INSTRUCTIONS" SCREEN



If needed, touch "Large Text" or "High Contrast" to improve readability.

Touch "Next" to continue.

3. VOTE FOR CANDIDATES/ISSUES



Touch the box next to your selection. A red "X" will appear. To change or cancel your selection, touch the box again. The "X" will disappear. Touch "Next" to see the next page of the ballot or "Back" to see a previous page.


4. RECORD "WRITE-INS" (OPTIONAL)

Touch the box next to the "Write-In" button to return to the ballot to record your write-in entry.



Touching the box next to "Write-In" makes a keyboard appear. Type the name you wish to write-in. Touch "Record Write-In" to return to the ballot.

5. REVIEW YOUR BALLOT



A summary page will appear at the end of the ballot. Selections left blank or incomplete will be highlighted. Touch any selection to return to that page in the ballot and make changes.

6. PRINT YOUR BALLOT



Touch "Print Ballot." Your ballot will print to the right of your screen for verification. To make changes, touch "Reject Ballot." Remember, any changes must be made before touching "Cast Ballot."

7. CAST YOUR BALLOT



Touch "Cast Ballot". The printed ballot will scroll to hide your selections. No changes can be made after touching "Cast Ballot."

8. REMOVE YOUR CARD



Return the card to a poll worker.

Voting for candidates of one party

If you want to cast a "straight party" vote for all the candidates of one party, touch the box next to that party on the first page of the ballot. The box next to that party's candidates will be automatically marked on the other pages of the ballot.

You may change your vote in a particular race to the candidate from another party or to a write-in candidate. To make the change, first touch the box next to the "straight party" candidate. The X will disappear. Then, touch the box next to the candidate for whom you wish to vote. An X will appear in the box.

Judges, school board candidates and ballot questions are non-partisan. When you mark a "straight party" vote, these races are not automatically marked. You may vote in each of these races by touching the box next to your choice.

If you did not cast a "straight party" vote on the first page of the ballot, you will see the "straight party" selection highlighted on the summary page. If you return to this selection and mark a party, your previously marked votes will not change. However, in any partisan races where you have not already marked a candidate, the candidate of the party you chose will be automatically marked.

Constitutional Amendments and Initiatives

Constitutional amendments and initiatives appear on the ballot in the form of a question. A vote "FOR" an amendment to initiative means that you want to answer "yes" to the question. A vote "AGAINST" an amendment or initiative means that you want to answer "no" to the question. To vote on constitutional amendments or initiatives, read the ballot title provided on the ballot, decide whether you are "FOR" or "AGAINST" the amendment or initiative, and touch the box next to your choice.

How to get help marking your ballot

The voting machines have several features to help voters who are blind, have a disability or cannot read or write English. These features include large text, high contrast display, and audio recordings. However, voters may still ask someone of their choice to help mark their ballots. The person helping must not be a candidate, the voter's employer, an agent of the voter's employer, nor an officer or agent of the voter's union. The person helping cannot in any way request, persuade, or induce the voter to vote for or against any particular candidate or issue.

INSTRUCTIONS TO VOTERS

San Juan County

How to obtain a ballot for voting

1. Give your name and address to an election judge. You may also be required to show proof of identification or proof of residency.

2. If your name is on the official register and your right to vote has not been challenged, the election judge will give you one or more ballots.

NOTE: If an election judge has reason to doubt your identity, the judge is required either (a) to request identification from you, or (b) to have a known registered voter of the district identify you.

How to mark your ballot

Mark your ballot only with the marker provided by the election judge. If you use any other type of pen or pencil, your vote may not be counted by the optical scanner.

Completely fill in the oval next to the party or candidate of your choice. If an oval is not completely filled in, your vote may not be counted by the optical scanner.

Ballots may be printed on both the front and back. Do not forget to vote on issues that are listed on the reverse side of the ballot.

DO NOT vote on a ballot that

has been previously marked, spoiled or defaced. Identification marks or a spoiled or defaced ballot will make your vote invalid. If you make a mistake, do not attempt to erase a mark. Instead, return your ballot to the election judge who will cancel the ballot and issue you a new ballot.

Voting for candidates of one party


If you want to cast a "straight party" vote for all the candidates of one party, fill in the oval next to the party symbol at the top of the list of that party's candidates. You may also fill in the ovals next to each candidate's name, but this is not necessary if you filled in the oval next to the party symbol.



Voting for candidates of more than one party

If you want to vote for candidates from more than one party, fill in the oval by the names of the candidates for whom you want to vote. If you have already voted "straight party" and then decide to vote for a candidate from another party, simply mark the oval next to the other candidate(s) of your

choice. The optical scanner will interpret a "straight party" vote as a vote for all candidates of that party except where you filled in an oval for candidate(s) of a different party.




Write-in voting

You may also vote for a valid write-in candidate. Do this by legibly writing the name of the write-in candidate in the space provided on the ballot or by placing in that space a sticker containing the office and write-in candidate's name. You must also fill in the oval next to the write-in candidate's name.

Non-partisan candidates
Judicial, State School Board, Local School Board, and similar offices are non-partisan contests. They are located either in the right column or on the reverse side of the ballot. The ballot contains instructions designating the number of candidates that should be voted for each office.

Constitutional Amendments and Initiatives

Constitutional amendments and initiatives appear on the ballot in the form of a question.



A vote "FOR" an amendment on initiative means that you want to answer "yes" to the question. A vote "AGAINST" an amendment or initiative means that you want to answer "no" to the question. To vote on constitutional amendments and initiatives, read the ballot title provided on the ballot, decide whether you are "FOR" or "AGAINST" the amendment or initiative, and fill in the oval for the appropriate response.

How to get help marking your ballot

Voters who are blind, have a disability, or are unable to read or write English, may be helped by someone of their choice. The person helping must not be a candidate, the voter's employer, an agent of the voter's employer, nor an officer or agent of the voter's union. The person helping cannot in any way request, persuade, or induce the voter to vote for or against any particular candidate or issue.

GENERAL INFORMATION

How do I register to vote?

- **Online:** Download and print either a Utah Voter Registration Form or a National Voter Registration Form (for individuals who are residents of another state). Once completed, mail the form to your county clerk's office. If possible, include a photocopy of your driver's license or another form of picture identification with the registration form, otherwise you will be required to present any form of identification at the polls.
- **Phone Book:** There is also a voter registration form in the White Pages (located at the end of the blue section). This form can be photocopied. Once completed, it should be mailed to your county clerk's office. If possible, include a photocopy of your driver's license or another form of picture identification with the registration form, otherwise you will be required to present this information at the polls.
- **Satellite Registration:** From 8:00 a.m. to 8:00 p.m. on October 20 and 23, 2006, voter registration is available at satellite locations throughout the state. Contact your county clerk's office for locations. If you register at a satellite location, you will not be able to vote early, except by absentee ballot.
- **Drivers License & State Agencies offices:** Registration forms are also available at State Agency offices, including the Driver License Division, Department of Workforce Services, Utah State Department of Health, Women, Infant and Children (WIC) Offices, the Division of Services for People with Disabilities, the Division of Rehabilitation, and public colleges and universities.

When do I register to vote?

- **Postmark Deadline:** Voter registration forms must be postmarked before October 10, 2006. (Utah Code 20A-2-102-5(2) The voter registration deadline shall be the date that is 30 calendar days before the date of the election. (3) If the voter registration deadline established in Subsection (2) falls on a weekend or holiday, it shall be extended to the next regular business day.)
- **Satellite Registration:** You may register in person at a satellite registration site or at the county clerk's office on October 20 and October 23, 2006.

When to Re-register?

Voter registration is valid for life, unless you move, change your name, or wish to affiliate with a different party. To change your voter registration status for any of the mentioned reasons, simply fill out a new voter registration form.

What are the requirements?

- **Age:** At least 18 years-old on or before the next election.
- **Citizenship:** A citizen of the United States.
- **Residency:** A resident of Utah for at least 30 days before the election. An applicant is considered a resident of Utah if he or she has his or her principal place of residence within Utah and intends to continue to reside within Utah indefinitely.

Where do I vote?

For polling locations contact your county clerk's office (contact information provided on page 68 of this pamphlet) or look it up at <http://elections.utah.gov> under "find you polling place".

PROVISIONAL BALLOT

Provisional voting was mandated under the Help America Vote Act of 2002 (HAVA) to ensure that every eligible voter who is registered or who believes they are registered can cast a ballot in federal elections with the knowledge that a fair process will be followed to determine if the provisional ballot is eligible to be counted.

Previously registered voters of a county who have moved within the boundaries of a county, but have not reregistered at their new address, are allowed to vote at their new polling location. Provisional ballots also allow people who register through a Driver's License Agency or other public agency and whose name does not appear on the Official Register (for whatever reason) to vote at their new polling location.

Remember, a provisional ballot could be used if the voter's name is not found on the Official Register, the poll worker is not satisfied that he or she has not provided valid voter identification, if he or she does not have residence in the voting precinct, or under any other circumstance

EARLY VOTING

Any person who is registered to vote may vote before the election date as permitted by Utah Code 20A-3-601. In order to be eligible to participate in early voting, voters must be registered to vote at least 30 days prior to the election.

In order to vote during the early voting period voters must present valid voter identification. This is either a form of identification that bears the name and photograph of the voter or two forms of identification that

ABSENTEE VOTING

Who can vote absentee?

Any person who is registered to vote may vote by absentee ballot.

How can I obtain an absentee ballot?

You may vote absentee by mail or in-person in the county clerk's office. A separate absentee ballot application must be filled out for each election. This form is also available online. All completed forms should be mailed to the following offices:

- Regular general and primary elections (held in even-numbered years).
This application must be filed by mail or in-person in the office of the voter's county clerk.
- Municipal elections (held in odd-numbered years).
This application should be filed by mail or in-person in the office of the voter's city clerk or recorder.

When is the deadline for applying for an absentee ballot?

- For regular absentee voting, the ballot application must be received no later than the Friday before the election, November 3, 2006.

described in the Utah code 20A-3-202.

All provisional voters will be asked for photo identification AND for proof of current residence at the polls. This information allows us to ensure that provisional voters were in fact previously registered to vote and to ensure that people are voting in their correct precinct. If both conditions are met, the vote will be counted. If either condition is not met, the vote will not be counted.

You can find the status of your provisional ballot directly on our website <http://elections.utah.gov> or by contacting your county clerk's office. You will need the unique identification number (six digit) printed on the detachable stub of the provisional ballot. If you forget or lose your stub, you can call the Lieutenant Governor's Office at 801-538-1041 or 1-800-995-VOTE and we will provide you with the status of your provisional ballot. Please allow for 10-14 days after each election for this information to be available.

bear the name of the voter and provide evidence of voter's residence.

The early voting period will begin on October 24 and will continue through November 3. The polls will be open for a minimum of four hours during each early voting day and will close at 5 p.m. on November 3. Every registered voter who arrives at the polls before the time scheduled for closing of the polls will be allowed to vote. Please contact your county clerk's office for details on times, days, and locations.

- For overseas voters the clerk should receive the application no later than 20 days before the election, October 18, 2006.

Individuals using an absentee ballot in the office of their clerk or recorder, must apply for and cast the ballot no later than the day before the election, November 6, 2006.

NOTE: The ballot is only valid if it is clearly postmarked before (not on) election day, and received in the county clerk's office before (not on) the day of the official canvass.

FOR MORE INFORMATION

- Visit <http://elections.utah.gov>
- Contact your county clerk (see page 68)
- Contact the Office of the Lieutenant Governor at (801) 538-1041 or 1-800-995-VOTE



STATE OF UTAH MAIL-IN VOTER REGISTRATION FORM

You may use this form to:

- register to vote in Utah
- change your name or address on your voter registration record
- register with a party or change your party affiliation.

To register to vote in Utah, you must:

- be a citizen of the United States
- have resided in Utah at least 30 days immediately before the next election
- be at least 18 years old on or before the next election
- first time voters must include a copy of a valid form of photo identification or proof of residence (or present it at the polls).

Deadline for submitting this form

This form must be postmarked at least 30 days before an election to be eligible to vote in that election.

Mail-in registration instructions

- Complete all required information
- If you have registered to vote with a different name or address, complete the change of information section
- A driver license or state identification number is required. If you do not have a driver license or a state identification card, please write "None" in the space designated for driver license or state identification and fill in the last 4 digits of your social security number
- Read the voter declaration and citizenship affidavit and sign and date below
- Mail the form to your county clerk's office (addresses are on the back of this form).

For more information

If you need more information, contact your county clerk at the number listed on the back of this form, or call the Lt. Governor's Office at (801) 538-1041 or 1-800-995-VOTE.

USE PEN – PLEASE PRINT CLEARLY

NOTICE: In order to be allowed to vote in a voting precinct for the first time or to vote during the early voting period before the date of the election you must present valid voter identification to the election judge before voting as follows: a valid form of photo identification that shows your name, photograph, and current address; or two different forms of identification that show your name and current address.

Are you a citizen of the United States of America? Yes No Will you be 18 years of age on or before election day? Yes No
Qualifications: *If you check no in response to either of these questions do not complete this form.*

Name (required) Last	First	Middle	Date of Birth (required, month/day/year)
Home Address (required, principal place of residence)	City	State	Zip Code
Mailing Address (required if different from home address)	City	State	Zip Code
County of Residence (required)	Phone Number (optional)		
Political Party: (optional) <input type="checkbox"/> Unaffiliated (no party preference) <input type="checkbox"/> American <input type="checkbox"/> Constitution <input type="checkbox"/> Democrat <input type="checkbox"/> Green			
<input type="checkbox"/> Independent American <input type="checkbox"/> Libertarian <input type="checkbox"/> Natural Law <input type="checkbox"/> Socialist Workers <input type="checkbox"/> Reform <input type="checkbox"/> Populist <input type="checkbox"/> Republican			
<input type="checkbox"/> Personal Choice <input type="checkbox"/> Desert Greens <input type="checkbox"/> Other (please specify) _____			
If previously registered and/or changing personal information, also fill out this section.			Last 4 Digits of Social Security #
			Name at Birth (if different)
			Driver License or State Identification #
			State Issued
			Place of Naturalization (if applicable)
			Date
			I am a person with a disability (optional) * Yes * No

Name on Previous Registration	Address on Previous Registration	City	County/Precinct (if known)	State	Zip Code
-------------------------------	----------------------------------	------	----------------------------	-------	----------

Read and sign below

Voter Declaration: I do swear (or affirm), subject to penalty of law for false statements, that the information contained in this form is true and that I am a citizen of the United States and a resident of the State of Utah, residing at the above address. I will be at least 18 years old on or before the next election and I will have resided in Utah for 30 days immediately before the next election. I am not a convicted felon currently incarcerated for commission of a felony.

Citizenship Affidavit: I hereby swear and affirm, under penalties for voting fraud set forth below in Utah Code Section 20A-2-401, that I am a citizen and that to the best of my knowledge and belief the information above is true and correct.

Signature	Date (month/day/year)
(The above signature applies to the Voter Declaration and the Citizenship Affidavit)	

In accordance with Section 20A-2-401, the penalty for willfully causing, procuring, or allowing yourself to be registered to vote if you know you are not entitled to register to vote is up to one year in jail and a fine of up to \$2,500.

Office use only:	
Type of ID _____	Voting precinct _____ Voting ID # _____
MIVR05 06/2006	

COUNTY CLERKS

Paul B. Barton
Beaver County Clerk
435-438-6463 Fax 438-6462
P.O. Box 392
Beaver, UT 84713

Luann Adams
Box Elder County Clerk
435-734-2031 Fax 723-7562
01 S. Main Street
Brigham City, UT 84302-2599

Jill Zollinger
Cache County Clerk
435-716-7150 Fax 755-1980
179 No. Main Street
Suite 102
Logan, UT 84321

Robert P. Pero
Carbon County Clerk/Auditor
435-636-3224 Fax 636-3210
120 East Main
Price, UT 84501-3057

Vicky McKee
Daggett County Clerk/Auditor
435-784-3154 Fax 784-3335
P.O. Box 219
Manila, UT 84046-0219

Steve Rawlings
Davis County Clerk/Auditor
801-451-3213 Fax 451-3421
P.O. Box 618
Farmington, UT 84025-0618

Diane Freston
Duchesne County Clerk
435-738-1100 Fax 738-5522
P.O. Box 270
Duchesne, UT 84021-0270

Brenda Dugmore
Emery County Clerk/Auditor
435-381-5106 Fax 381-5183
P.O. Box 907
Castle Dale, UT 84513-0907

Camille Moore
Garfield County Clerk/Auditor
435-676-8826 Fax 676-8239
P.O. Box 77
Panguitch, UT 84759-0077

Fran Townsend
Grand County Clerk/Auditor
435-259-1321 Fax 259-2959
125 E. Center
Moab, UT 84532-2492

David I. Yardley
Iron County Clerk
435-477-8340 Fax 477-8847
P.O. Box 429
Parowan, UT 84761-0429

Patricia Ingram
Juab County Clerk/Auditor
435-623-3410 Fax 623-5936
160 N. Main
Nephi, UT 84648-1412

Karla Johnson
Kane County Clerk/Auditor
435-644-2458 Fax 644-2052
76 North Main
Kanab, UT 84741-0050

Norma Brunson
Millard County Clerk
435-743-6223 Fax 743-6923
765 S. Highway 99, Ste. 6
Fillmore, UT 84631-5002

Stacy Lafitte
Morgan County Clerk/Auditor
801-845-4011 Fax 829-6176
P.O. Box 886
Morgan, UT 84050-0886

Valeen H. Brown
Piute County Clerk/Auditor
435-577-2840 Fax 577-2433
P.O. Box 99
Junction, UT 84740-0099

Pamela Shaul
Rich County Clerk/Auditor
435-793-2415 Fax 793-2410
20 South Main
P.O. Box 218
Randolph, UT 84064-0218

Sherrie Swensen
Salt Lake County Clerk
Elections Division
801-468-3427 Fax 468-3473
2001 S. State Street, #S1100
Salt Lake City, UT 84190-1051

Norm Johnson
San Juan County Clerk/Auditor
435-587-3223 Fax 587-2425
P.O. Box 338
Monticello, UT 84535

Kristine Frischknecht
Sanpete County Clerk
435-835-2131 Fax 835-2135
160 N. Main
Manti, UT 84642

Steven C. Wall
Sevier County Clerk
435-896-9262 Fax 896-8888
P.O. Box 517
Richfield, UT 84701-0517

Susan Follett
Summit County Clerk
435-336-3204 Fax 336-3030
P.O. Box 128
Coalville, UT 84017-0128

Dennis D. Ewing
Tooele County Clerk
435-843-3140 Fax 882-7317
47 So. Main
Tooele, UT 84074-2194

Mike Wilkins
Uintah County Clerk
435-781-5361 Fax 781-6701
147 East Main
Vernal, UT 84078-2643

Kim T. Jackson
Utah County Clerk
801-851-8128 Fax 851-8122
100 East Center, Rm 3100
Provo, UT 84606-3106

Brent R. Titcomb
Wasatch County Clerk
435-654-3211 Fax 657-3328
25 No. Main
Heber City, UT 84032-1827

Calvin R. Robison
Washington County Clerk
435-634-5712 Fax 634-5763
197 E. Tabernacle
St. George, UT 84770

Ryan Torgerson
Wayne County Clerk
435-836-2731 Fax 836-2479
P.O. Box 189
Loa, UT 84747-0189

Linda Lunceford
Weber County Clerk/Auditor
801-399-8400 Fax 399-8300
2380 Washington Blvd.,
3rd Floor
Ogden, UT 84401-1456