

## Contents

What is the cost of Radiology-TEACHES? .....	1
How do I register my program? .....	1
We have Medical Students, Physician Assistant Students and Nurse Practitioner programs. How do I register them? .....	1
Why is a Co-Director or Radiologist Champion required?.....	1
What is the Student Coordinator responsible for? .....	2
Our site is registered for the program. What do I need to do next?.....	2
How do I add additional students or monthly students rotating through an elective? .....	2
I have students that participated previously in Radiology- TEACHES. Do they need accounts?.....	2
My student is having trouble logging in. Who do I contact? .....	2
How do I track my students' progress and see their scores? .....	2

## What is the cost of Radiology-TEACHES?

The American College of Radiology is providing this education free of charge to ensure your learners get evidence-based content on appropriate image utilization which is critical for patient care.

## How do I register my program?

To register your program, complete the [online registration form](#). After your program is set-up in the system, you will receive an email confirmation and you may then begin uploading your students to create their student accounts.

## We have Medical Students, Physician Assistant Students and Nurse Practitioner programs. How do I register them?

You must register each program separately so that the programs are properly set up in the system. To register your program, complete the [online registration form](#). After your program is set-up in the system, you will receive an email confirmation and you may then begin uploading your students to create their student accounts.

## Why is a Co-Director or Radiologist Champion required?

We encourage programs to enlist a Radiologist on staff to assist with answering questions and help with introducing the program and materials to your learners.

### What is the Student Coordinator responsible for?

The student coordinator is responsible for uploading the student account information into the [Program and Practice Management \(PPM\)](#) and registering the students for Radiology-TEACHES. A [How-To-Guide](#) is available for the PPM.

### Our site is registered for the program. What do I need to do next?

1. Upload your student information and register your students for the program using the [Program & Practice Management](#) application.
2. Email your students the welcome email to your students. An [email template](#) will be provided for ease of use that includes the login information and links.

### How do I add additional students or students rotating monthly through an elective?

1. Upload your student information and register your students for the program using the [Program & Practice Management](#) application.
2. Email your students the welcome email. An [email template](#) will be provided for ease of use that includes the login information and links.

### I have students that participated previously in Radiology-TEACHES. Do they need accounts?

No, if students already have accounts created, do not upload, or submit them again. This will cause duplication account issues and the student will have trouble logging in. You will need to register them again for the new academic year.


### My student is having trouble logging in. Who do I contact?

Contact [customerlogin@acr.org](mailto:customerlogin@acr.org) for login issues or [radiologyteaches@acr.org](mailto:radiologyteaches@acr.org) for program assistance.

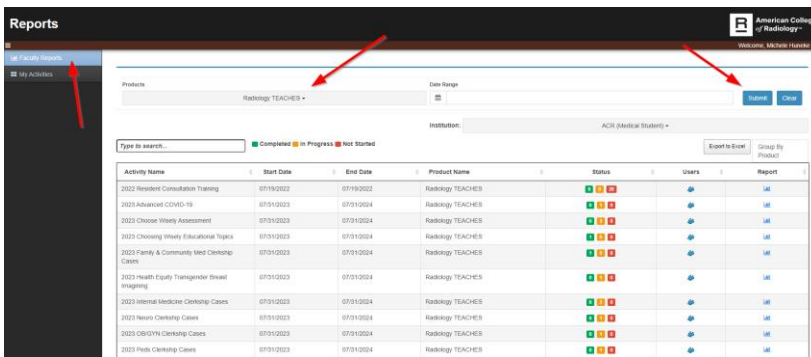
### How do I track my students' progress and see their scores?

Faculty can track and monitor their students' progress in the activities as well as view their scores.

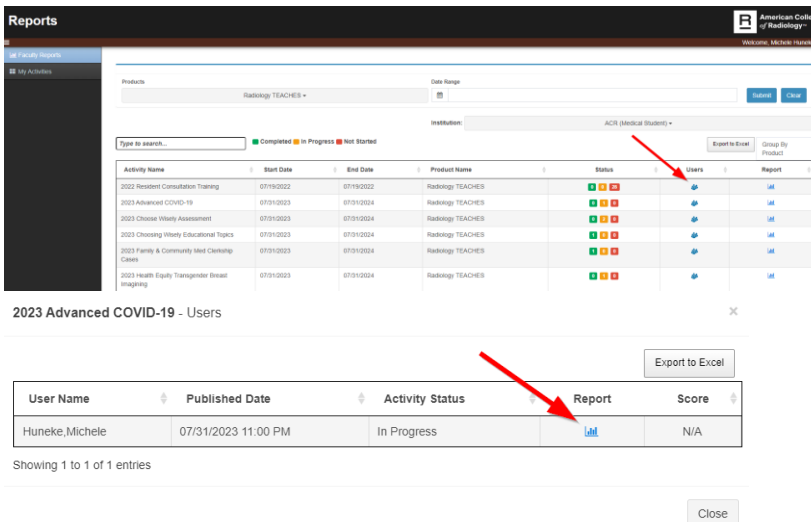
1. Log into the education portal and select the Reports Tab.



2. Select the Faculty Reports then select the Radiology-TEACHES product from the drop-down list and click Submit.



3. Locate the Activity Name then click the Users Icon to see a list of students, their status and score. Click the Report icon to see the individual student report.



4. Click the Report Icon for the activity to see your program institutional report.

The screenshot shows the 'Reports' page in the Radiology Teaches system. The page header includes the 'American College of Radiology' logo and the user name 'Michelle Hansen'. The main content area features a search bar, a date range selector, and a dropdown menu for 'Institution' set to 'ACR (Medical Students)'. Below this is a table of activities with columns for Activity Name, Start Date, End Date, Product Name, Status, Users, and Report. A red arrow points to the Report icon in the first row.

Activity Name	Start Date	End Date	Product Name	Status	Users	Report
2022 Resident Consultation Training	07/19/2022	07/19/2022	Radiology TEACHES	<span style="color: green;">■</span> <span style="color: orange;">■</span> <span style="color: red;">■</span>	1	<a href="#">Report</a>
2023 Advanced COVID-19	07/01/2023	07/31/2024	Radiology TEACHES	<span style="color: green;">■</span> <span style="color: orange;">■</span> <span style="color: red;">■</span>	1	<a href="#">Report</a>
2023 Choose Wisely Assessment	07/01/2023	07/31/2024	Radiology TEACHES	<span style="color: green;">■</span> <span style="color: orange;">■</span> <span style="color: red;">■</span>	1	<a href="#">Report</a>
2023 Choosing Wisely Educational Topics	07/01/2023	07/31/2024	Radiology TEACHES	<span style="color: green;">■</span> <span style="color: orange;">■</span> <span style="color: red;">■</span>	1	<a href="#">Report</a>
2023 Family & Community Med Clerkship Cases	07/01/2023	07/31/2024	Radiology TEACHES	<span style="color: green;">■</span> <span style="color: orange;">■</span> <span style="color: red;">■</span>	1	<a href="#">Report</a>
2023 Health Equity Transgender Breast Imaging	07/01/2023	07/31/2024	Radiology TEACHES	<span style="color: green;">■</span> <span style="color: orange;">■</span> <span style="color: red;">■</span>	1	<a href="#">Report</a>