

Original Article

Cite this article: Solmi M, Granzio U, Danieli A, Frasson A, Meneghetti L, Ferranti R, Zordan M, Salvetti B, Conca A, Salcuni S, Zaninotto L (2020). Predictors of stigma in a sample of mental health professionals: Network and moderator analysis on gender, years of experience, personality traits, and levels of burnout. *European Psychiatry*, **63**(1), e4, 1–9 <https://doi.org/10.1192/j.eurpsy.2019.14>

Received: 18 September 2019

Revised: 24 November 2019

Accepted: 25 November 2019

Key words:

Education in psychiatry; ethics and human rights; psychiatry in Europe; quality of care

Author for correspondence:

Leonardo Zaninotto,

E-mail: leonardo.zaninotto@aulss6.veneto.it

Predictors of stigma in a sample of mental health professionals: Network and moderator analysis on gender, years of experience, personality traits, and levels of burnout

Marco Solmi^{1,2}, Umberto Granzio³, Andrea Danieli⁴, Alberto Frasson⁵, Leonardo Meneghetti⁶, Roberta Ferranti⁵, Maria Zordan⁷, Beatrice Salvetti⁸, Andreas Conca⁸, Silvia Salcuni⁹ and Leonardo Zaninotto⁵

¹Department of Neuroscience, University of Padova, 35128 Padova, Italy; ²Neuroscience Center, University of Padova, 35128 Padova, Italy; ³Department of General Psychology, University of Padova, 35131 Padova, Italy; ⁴Department of Mental Health, AULSS 8 “Berica”, 36100 Vicenza, Italy; ⁵Department of Mental Health, AULSS 6 “Euganea”, 35143 Padova, Italy; ⁶Department of Mental Health, AULSS 2 “Marca Trevigiana”, 31100 Treviso, Italy; ⁷Department of Mental Health, AULSS 7 “Pedemontana”, 36061 Vicenza, Italy; ⁸Department of Mental Health, AULSS of Südtirol, Bolzano, Italy and ⁹Department of Developmental Psychology and Socialisation, University of Padova, 35131 Padova, Italy

Abstract

Background. Stigma is one of the most important barriers to help-seeking and to personal recovery for people suffering from mental disorders. Stigmatizing attitudes are present among mental health professionals with negative effects on the quality of health care.

Methods. Network and moderator analysis were used to identify what path determines stigma, considering demographic and professional variables, personality traits, and burnout dimensions in a sample of mental health professionals ($n = 318$) from six Community Mental Health Services. The survey included the Attribution Questionnaire-9, the Maslach Burnout Inventory, and the Ten-Item Personality Inventory.

Results. The personality trait of openness to new experiences resulted to determine lower levels of stigma. Burnout (personal accomplishment) interacted with emotional stability in predicting stigma, and specifically, for subjects with lower emotional stability lower levels of personal accomplishment were associated with higher levels of stigma.

Conclusions. Some personality traits may be accompanied by better empathic and communication skills, and may have a protective role against stigma. Moreover, burnout can increase stigma, in particular in subjects with specific personality traits. Assessing personality and burnout levels could help in identifying mental health professionals at higher risk of developing stigma. Future studies should determine whether targeted interventions in mental health professionals at risk of developing stigma may be effective in stigma prevention.

Introduction

According to social cognition theory, stigma is a multidimensional construct encompassing cognitive, emotional, and behavioral elements [1], and including the two dimensions of public stigma and self-stigma [2]. Public stigma reflects the attitudes and beliefs held by the general population and it could affect the daily interactions between the public and the individual suffering from mental disorders [3]. Self-stigma refers to the negative attitudes which those subjects turn against themselves, and it may have an effect on their personal experience with others and on their willingness to seek help [3–6].

Stigma is probably one of the most important barriers to help-seeking and to personal recovery [7,8]. Conversely, an inverse relationship has been found between stigmatizing attitudes and recovery orientation, in the sense that recovery oriented individuals may have less negative attitudes about people suffering from mental disorders [9]. Stigmatizing attitudes are widespread not only within health services in general but also in mental health facilities [10–14], with detrimental effects on the quality of health care received by the clients [8]. People suffering from mental disorders and/or substance use disorders have to face either an avoidant attitude by healthcare professionals [15] or prejudices about their adherence to medications [16], and about the “psychological” nature of their physical symptoms [17]. Some studies have shown that mental health professionals may have more negative views than the general public on stereotypes, restriction of the individual’s rights, and social distance [18,19]. The frequencies of discrimination reported by respondents to surveys about stigma range from 17% [20] to 31% [14] in a physical health-care setting and from 16% [13] to 44% [14] in a mental health-care setting.

© The Author(s) 2020. This is an Open Access article, distributed under the terms of the Creative Commons Attribution licence (<http://creativecommons.org/licenses/by/4.0/>), which permits unrestricted re-use, distribution, and reproduction in any medium, provided the original work is properly cited.



EUROPEAN PSYCHIATRIC ASSOCIATION

Negative staff attitudes have been linked with reluctance to use mental health facilities [4–6], poorer outcomes [21], and poorer customer's satisfaction [22].

Professional burnout is considered as one of the most important factors explaining discrimination in mental health care [23,24], being common among mental health service providers and administrators [25–28]. Maslach et al. [29,30] described burnout as a construct including three dimensions: emotional exhaustion (EE), depersonalization (DP), and personal accomplishment (PA). The first refers to feelings of being depleted and fatigued, while DP refers to negative and cynical attitudes toward one's work, and a reduced sense of PA (or efficacy) involves negative self-evaluation of overall job effectiveness [31].

Personality may also have a direct and moderating effect on generalized prejudice [32,33], since a significant negative relationships between some personality traits (i.e., openness and agreeableness) and prejudice has been found [34]. However, although the two concepts of prejudice and stigma may consistently overlap in their causes and consequences [35], a limited number of studies have explored a possible connection between personality and stigma in the proper sense [36–39].

The Five Factor model of personality [40] argues that each individual has five basic personality traits, namely, openness, conscientiousness, extraversion, agreeableness, and emotional stability. Higher levels of openness are typical of individuals who are considered highly sensitive, imaginative, curious, and open-minded. Conscientiousness refers to subjects who are supposed to be careful, efficient, and self-disciplined, while extraverted individuals are characterized by gregariousness, assertiveness, and dispositions toward positive emotions. Agreeableness is usually associated to people who are perceived as kind, sympathetic, cooperative, and tactful, while emotional stability refers to the individual's ability to remain emotionally stable and balanced in front of a potentially difficult or harmful situation [41].

The current study aims to identify what path leads to stigma in a sample of mental health professionals, considering demographic and professional features, personality traits, and levels of burnout, by merging data-driven approach of network analysis [42–44] and moderator analysis.

Methods

Study design, participants, measures, primary, and secondary outcomes

The present study was conducted between July 2015 and December 2017 within six Community Mental Health Services (CMHS) operating in North-East Italy. The sample explored in a previous study was further extended [39]. The study protocol was first approved by the Research Ethics Committee of the Local Health Unit n. 8 (approval nr. 24091/8.2, 2015) and then extended to the other participating centers.

All the community mental health staff were invited to take part in the survey. Written informed consent was obtained from all participants. After completion of the questionnaire, anonymity was guaranteed by removing the face sheet including signed informed consent and personal identifiers (e.g., name and date of birth). Those who refused to join the study or did not sign informed consent were excluded. No personal or work experience information could be gathered about excluded subjects. Procedural details have been described and are available elsewhere [39]. The current sample was made of 318 mental health professionals including

Table 1. Description of the sample including demographic features, personality traits, stigma, and burnout measures.

<i>n</i> = 318		Mean	%SD
Gender	Females	//	58.87
Age		46.37	8.23
Marital status	Single		18.48%
	Divorced		8.25%
	Married/cohabiting		71.28%
	Widowed		1.98%
Professional role	Nurse		64.82%
	Occupational therapist		1.95%
	Medical assistant		17.26%
	Psychiatrist		11.72%
	Psychologist		4.23%
Job setting	Inpatient		55.69%
	Outpatient		31.32%
	Rehabilitation		12.97%
Professional experience	Years	14.20	9.50
TIPI	Extraversion	3.93	1.53
	Agreeableness	5.64	0.93
	Conscientiousness	5.99	1.03
	Emotional stability	5.46	1.18
	Openness	4.89	1.25
AQ-9	Anger	1.23	1.24
	Avoidance	1.80	1.25
	Blame	1.41	0.95
	Coercion	6.55	2.39
	Dangerousness	3.57	1.86
	Fear	2.76	1.69
	Help	2.70	1.07
	Pity	4.84	2.17
	Segregation	1.42	1.14
Total score	26.3	7.37	
MBI	DP	2.87	3.50
	EE	15.48	8.28
	PA	32.18	9.70

Abbreviations: AQ-9, Attribution Questionnaire-9; DP, depersonalization; EE, emotional exhaustion; MBI, Maslach Burnout Inventory; PA, personal accomplishment; TIPI, Ten-Item Personality Inventory.

psychiatrists, psychologists, nurses, occupational therapists, and medical assistants (Table 1).

The primary objective of our study was to understand what may influence stigmatizing attitudes among mental health professionals, considering personality, professional experience, and levels of burnout, by means of a combination of network analysis and moderator analyses.

The following demographic and professional information were collected from participants: age, gender, years of education, marital

status, professional role, years of work experience in the CMHS, and main place of employment within the CMHS (inpatient unit, outpatient unit, or rehabilitation unit). Then, to assess stigma, we used the Attribution Questionnaire-9 (AQ-9) [45], a brief version of the AQ-27 [46,47], a questionnaire developed by Corrigan on the basis on the Attribution Theory [48], which has been widely used in stigma research [49–52]. To assess personality traits, we used the Italian version of a brief instrument based on the Five Factor model of personality [40], the Ten-Item Personality Inventory (TIPI) [53,54]. The experience of burnout was measured using the Italian version of the Maslach Burnout Inventory (MBI) [55,56], which consists of 22 items measuring the three different components of burnout (EE, DP, and PA). Again, a detailed description of the instruments is available elsewhere [39].

Network analysis

We examined a network composed of personality traits as measured by the TIPI, stigmatizing beliefs derived from the total score of the AQ-9, and burnout dimensions as measured by the MBI in a sample of mental health professionals. Network analysis has been performed with RStudio [57,58] using qgraph package as detailed elsewhere [43,58–63].

When using a network analysis approach to describe the complex interactions among a set of variables [58,64–66], these latter are represented as nodes, connected by edges, which are the visual representation of the correlation among nodes. In this perspective, nodes are reciprocally connected in a self-maintaining complex network of associations. However, network analysis does not allow any causal inference. More specifically, edges (correlations) of a network are undirected, and, unless longitudinal data are used, additional analyses must supplement network analysis to formulate any path or process hypothesis. With this network analysis, a graphical model of the network of included variables was built [59], as well as several properties of the estimated network were measured [67]. Since an excess of sparse correlations may constitute noise and would confuse rather than inform, we applied a penalty to correlations close to zero, in order to retain only meaningful associations. Such operation is also defined as a “least absolute shrinkage and selection operator” [68] regularization (a sort of shrinkage of small edges to zero), which was applied in order to only retain more solid edges (regularized partial correlations). Such regularization has been determined by setting Extended Bayesian Information Criterion [69], a parameter that sets the degree of regularization/penalty applied to sparse correlations to 0.5. We considered centrality indices of nodes that are relevant, since they describe how strongly the nodes are interconnected with several other nodes of the network. Centrality of nodes was estimated with node strength (i.e., the absolute sum of edge weights) [60]. As a proxy of reliability of a network’s estimates, we measured the stability of the network, by re-calculating centrality indices after dropping growing percentages of the included participants [58]. To quantify stability of the centrality indices, the correlation stability coefficient was calculated with a threshold of 0.25 indicating reliable stability. Finally, we measured edges’ accuracy by means of “nonparametric” bootstrapping (n boots = 1,000).

Moderator analysis

Given that network analysis, together with the cross-sectional nature of the present study, does not allow any inference on causality or

direction of the interconnections among nodes, we supplemented the network analysis with multiple regression and moderator analyses to identify stigma predictors among network’s nodes. We tested multiple regressions to analyze the influence of the level of burnout on stigma. After the visual inspection of the network, and in consideration of centrality indexes and of the correlation matrix, we identified three models (one for each dimension of burnout) to test what specific path could increase stigma in mental health professionals. We set the gender as a covariate. To obtain comparable coefficients, we mean-centered each predictor of the model; for gender, we used an orthogonal contrast coding that allows to compare, for each coefficient, the corresponding level of the factor to the average of the other levels. Whenever a significant interaction emerged, we computed a simple slope analysis: in particular, we refitted the original regression, centering the mediator to a standard deviation above and below its mean [70,71]. We fitted three multiple regression models, one per burnout dimension. Given the multiple testing, we decided to correct all the p values with the False Discovery Rate correction [72]. We computed all the statistical analysis by means of the R statistical software (<http://www.r-project.org>) version 2.10.0. Statistical analyses were run by U.G.

Results

Network analysis

Characteristics of included sample are reported in Table 1. Out of 318 questionnaires, we included 265 subjects without missing data in this network analysis.

The network is represented in Figure 1. Centrality estimates of the nodes of the network are reported in Table 2. Among personality nodes, emotional stability had the highest centrality. Given the small sample size, the network did not meet required stability indexes (stability coefficient = 0.24 vs. reliability thresholds = 0.25) as shown in Figure 2. At visual inspection of the network, openness was the only one directly connected with stigma. The burnout dimension of PA bridged emotional stability with stigma, while the other burnout dimensions were not directly connected with stigma. In Table 3, the correlation matrix of the network is also available, showing that the highest correlation values with stigma were for openness, emotional stability, and PA.

Multiple regression and moderator analysis

All the regressions’ result are displayed in Table 4 and represented in Figure 3.

In the first model including DP, we did not find neither direct nor moderating effect of this dimension of burnout on stigma. However, we found that openness inversely predicted stigma ($\beta = -0.179$; p adjusted < 0.001) without any moderating effect of other variables.

In the second model, we did not find neither direct nor moderating effect of EE on stigma, but openness was confirmed as an inverse predictor for stigma ($\beta = -0.184$; p adjusted < 0.001), without any moderating effect of other variables.

Finally, considering PA as a predictor, we confirmed that higher openness scores directly led to a lower negative attitude ($\beta = -0.16$; p adjusted = 0.001). Moreover, we found a significant interaction between PA and emotional stability ($\beta = 0.011$; p adjusted = 0.049) in affecting stigmatizing attitudes. In particular, we found that the less the worker felt a sense of efficacy (low PA), the more negative was his/her attitude toward patients, an effect which became significant only when the individual reported lower scores on emotional stability ($\beta = -0.023$; p adjusted = 0.002).

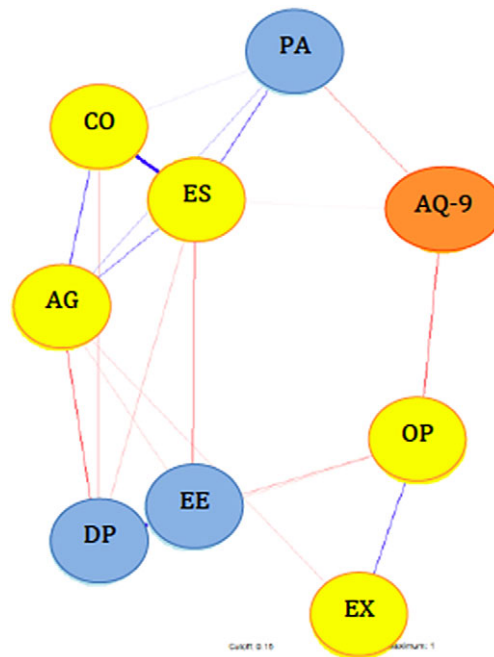


Figure 1. Network with personality traits, stigma, and burnout dimensions. Abbreviations: AG, agreeableness; AQ-9, Attribution Questionnaire-9; CO, conscientiousness; DP, depersonalization; EE, emotional exhaustion; ES, emotional stability; EX, extraversion; OP, openness; PA, personal accomplishment.

Table 2. Centrality indexes of the network

Node	Strength
AQ-9	
Total score	0.22
TIPI	
Extraversion	0.21
Agreeableness	0.58
Conscientiousness	0.55
Emotional stability	0.78
Openness	0.39
MBI	
EE	0.53
DP	0.56
PA	0.34

Abbreviations: AQ-9, Attribution Questionnaire-9; DP, depersonalization; EE, emotional exhaustion; MBI, Maslach Burnout Inventory; PA, personal accomplishment; TIPI, Ten-Item Personality Inventory.

In all three models, neither gender nor years of experience predicted anyhow (directly or via moderators) stigma.

Discussion

The present study confirmed previous findings by our group [39] on an association between personality and stigma. In our sample, the personality trait of openness resulted to have a relevant effect on the development of stigmatizing attitudes among mental health professionals. Moreover, higher levels of burnout (low PA) were associated to more negative views about clients, in particular in those subjects showing a lower emotional stability.

These findings can have simple but relevant implications for the organization of mental health facilities. First, by pointing at the importance of individual differences on the development of negative attitudes toward patients, they suggest that it may be necessary to consider these differences when addressing the problem of stigma among mental health professionals, especially in the earlier stages of education. Our results are in line with previous studies exploring samples of college students [36] and healthcare students [37], showing a negative association between stigma and two dimensions of personality, namely agreeableness and openness. Those features may be accompanied by better empathic and communication skills [73], which in turn may affect the type of contact with the patient. In our sample, openness resulted to have a direct effect on stigma. Openness is characteristic of individuals who are more flexible, reflective, sensitive, and imaginative [41]. People scoring higher on openness may be more prone to develop positive contact experiences, having a better disposition toward understanding the feelings of individuals suffering from mental disorders. Moreover, individuals with higher levels of openness may be more prone to a positive and recovery-oriented attitude, which in turn has been associated to lower levels of stigma [74,75].

The second important result is that not all burnout dimensions, but only low PA in conjunction with low emotional stability may have a relevant effect on stigma. Stigma has been consistently associated with burnout among mental health professionals [23,24], to the point that some authors [76] have also argued that some negative attitudes toward patients may be one of the emotional aspects of burnout. Burnout in mental health professionals has been linked to workload, role conflict, lack of job control, and a reduced sense of autonomy at work [77]. In our previous study [39], higher levels of PA were associated to the presence of institutional responses to risk situations (namely, protocols for managing the aggressive or violent behaviors).

A high PA is usually regarded not only as the sense of efficacy and effectiveness of one's personal resources, but also as the sense of involvement and commitment to one's job [78], a characteristic

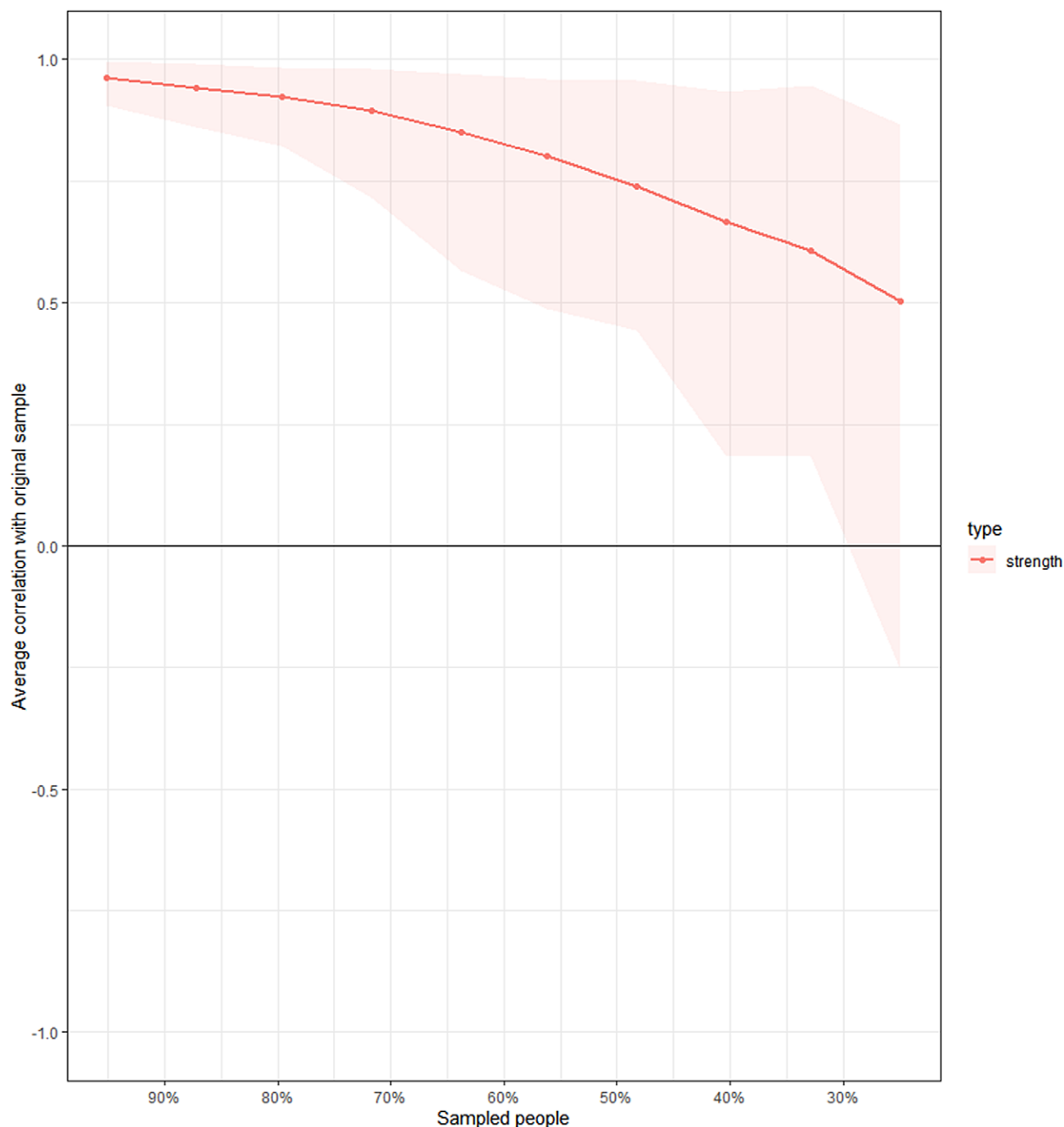


Figure 2. Stability of the network with progressively dropping proportions of the sample size.

which may in turn have an effect on the tendency to engage into positive contacts with patients. Conversely, a high emotional stability is connected to a strong sense of ability to control events, and may act as a protective factor against burnout [39,79], by facilitating the employment of better coping strategies such as problem-solving and cognitive restructuring [80]. Thus, a stronger sense of control, deriving from both personality traits and from workplace's characteristics, may act as a protective factor against negative attitudes toward patients.

The present work has several limitations. First, the small sample size did not allow to run more fine-grained network analysis and resulted in an unstable network, whose results should be

interpreted from a descriptive and qualitative perspective. Second, the present study is cross-sectional and based on self-reported and anonymous measures, which may be affected by some response bias toward social desirability. However, the use of two different statistical techniques may to a certain degree compensate the cross-sectional design of the study and may reveal a direction of effect from personality to burnout to stigma.

In conclusion, mental health professionals having low openness may be more prone to develop stigma, and burnout increases stigma in particular in subjects with lower emotional stability. Mental health service organizations should consider implementation of personality and burnout assessments to promptly intervene

Table 3. Network correlation matrix including personality, burnout, and stigma

	AQ-9	Extraversion	Agreeableness	Conscientiousness	Emotional stability	Openness	EE	DP	PA
AQ-9	1	-0.06	-0.05	-0.08	-0.13	-0.24	0.00	0.11	-0.19
Extraversion	-0.06	1	-0.14	-0.05	0.07	0.28	-0.06	-0.05	0.08
Agreeableness	-0.05	-0.14	1	0.38	0.34	0.06	-0.23	-0.30	0.22
Conscientiousness	-0.08	-0.05	0.38	1	0.46	0.01	-0.10	-0.23	0.21
Emotional stability	-0.13	0.09	0.34	0.46	1	0.06	-0.29	-0.25	0.33
Openness	-0.24	0.28	0.06	0.01	0.06	1	-0.18	-0.15	0.12
EE	0.001	-0.06	-0.23	-0.10	-0.29	-0.18	1	0.45	-0.04
DP	0.111	-0.05	-0.30	-0.23	-0.25	-0.15	0.45	1	-0.14
PA	-0.19	0.08	0.22	0.21	0.33	0.12	-0.04	-0.14	1

Abbreviations: AQ-9, Attribution Questionnaire-9; DP, depersonalization; EE, emotional exhaustion; PA, personal accomplishment.

Table 4. Results of the multiple regression model including predictors of stigma in mental health professionals

	DP					EE					PA				
	β	Std. error	<i>t</i>	<i>p</i>	<i>p</i> adj	β	Std. error	<i>t</i>	<i>p</i>	<i>p</i> adj	β	Std. error	<i>t</i>	<i>p</i>	<i>p</i> adj
Gender (M)	-0.074	0.107	-0.689	0.491	0.737	-0.067	0.107	-0.624	0.533	0.749	-0.025	0.108	-0.234	0.815	0.880
Burnout	0.021	0.017	1.260	0.209	0.403	-0.010	0.007	-1.328	0.185	0.394	-0.009	0.006	-1.608	0.109	0.295
Emotional stability	-0.080	0.046	-1.731	0.085	0.254	-0.098	0.048	-2.046	0.042	0.142	-0.029	0.049	-0.592	0.555	0.749
Openness	-0.179	0.042	-4.209	<0.01	<0.01	-0.184	0.043	-4.266	<0.01	<0.01	-0.160	0.042	-3.819	<0.01	0.001
Years in mental health	0.001	0.006	0.186	0.853	0.885	0.003	0.006	0.491	0.624	0.802	0.002	0.005	0.403	0.687	0.807
Burnout \times emotional stability	0.015	0.013	1.144	0.254	0.457	-0.007	0.005	-1.532	0.127	0.311	0.011	0.005	2.513	0.013	0.049
Burnout \times openness	0.001	0.011	0.129	0.897	0.897	-0.003	0.004	-0.746	0.456	0.737	-0.003	0.004	-0.700	0.484	0.737
Burnout \times years in mental health	-0.002	0.002	-1.315	0.190	0.394	0.000	0.001	0.415	0.678	0.807	0.001	0.001	-0.270	0.788	0.880

Bold *p*-values indicate significant predictors.

Abbreviations: DP, depersonalization; EE, emotional exhaustion; M, males; PA, personal accomplishment.

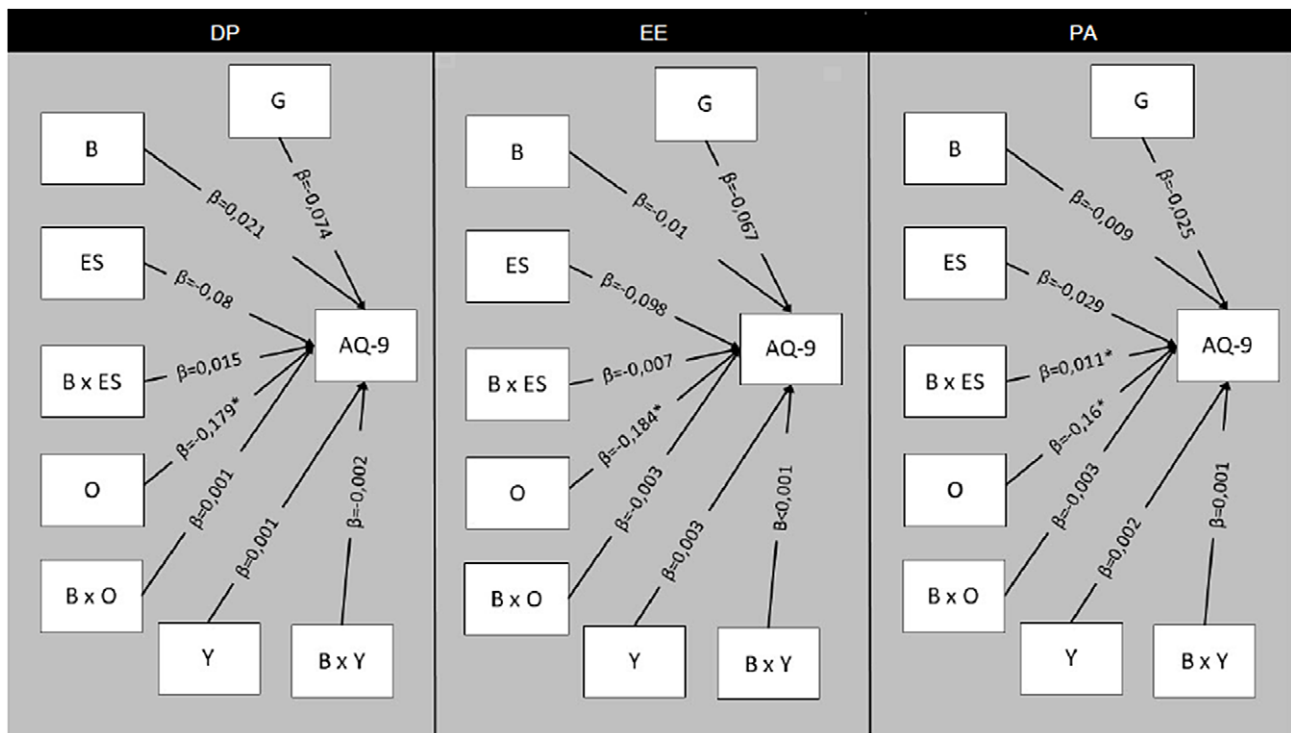


Figure 3. Design of the moderation models including predictors of stigma in a sample of mental health professionals. Abbreviations: *, significant predictors; AQ-9, Attribution Questionnaire-9; B, burnout as indicated by the header of each figure's section (DP, depersonalization; EE, emotional exhaustion; PA, personal accomplishment); G, gender; ES, emotional stability; O, openness; X, indicates interaction; Y, years in psychiatry.

and minimize stigma among mental health professionals. Further, as suggested by Yuan *et al.* [37], since personality traits continue to develop, especially during young adulthood, future studies should address the role of personality when testing antistigma interventions, especially when they are directed to early stages of education of future healthcare professionals. Finally, given the importance of recovery orientation for stigma research [81–83], future studies should address the issue of the relationship among personality traits, stigmatizing beliefs, and recovery orientation among mental health professionals.

Financial Support. This research did not receive any specific grant from funding agencies in the public, commercial, or not-for-profit sectors.

Conflict of Interest. The authors declare no conflict of interest.

References

- Corrigan PW, Shapiro JR. Measuring the impact of programs that challenge the public stigma of mental illness. *Clin Psychol Rev.* 2010;30(8):907–922.
- Corrigan P. On the stigma of mental illness. Washington, DC: American Psychological Association, 2005.
- Corrigan P. How stigma interferes with mental health care. *Am Psychol.* 2004;59(7):614–625.
- Regier DA, Farmer ME, Rae DS, Myers JK, Kramer M, Robins LN, *et al.* One-month prevalence of mental disorders in the United States and sociodemographic characteristics: the Epidemiologic Catchment Area study. *Acta Psychiatr Scand.* 1993;88(1):35–47.
- Kessler RC, Mickelson KD, Williams DR. The prevalence, distribution, and mental health correlates of perceived discrimination in the United States. *J Health Soc Behav.* 1999;40(3):208–230.
- Thornicroft G. Stigma and discrimination limit access to mental health care. *Epidemiol Psychiatr Soc.* 2008;17(1):14–19.
- Clement S, Schauman O, Graham T, Maggioni F, Evans-Lacko S, Bezborodovs N, *et al.* What is the impact of mental health-related stigma on help-seeking? A systematic review of quantitative and qualitative studies. *Psychol Med.* 2015;45(1):11–27.
- Henderson C, Noblett J, Parke H, Clement S, Caffrey A, Gale-Grant O, *et al.* Mental health-related stigma in health care and mental health-care settings. *Lancet Psychiatry.* 2014;1(6):467–482.
- Stacy MA, Rosenheck R. The association of recovery orientation and stigmatizing beliefs. *J Mental Health.* 2019;28(3):276–281.
- Ono Y, Satsumi Y, Kim Y, Iwadata T, Moriyama K, Nakane Y, *et al.* Schizophrenia: is it time to replace the term? *Psychiatry Clin Neurosci.* 1999;53(3):335–341.
- Lauber C, Anthony M, Ajdacic-Gross V, Rossler W. What about psychiatrists' attitude to mentally ill people? *Eur Psychiatry.* 2004;19(7):423–427.
- Ucok A, Polat A, Sartorius N, Erkoc S, Atakli C. Attitudes of psychiatrists toward patients with schizophrenia. *Psychiatry Clin Neurosci.* 2004;58(1):89–91.
- Thornicroft C, Wyllie A, Thornicroft G, Mehta N. Impact of the "Like Minds, Like Mine" anti-stigma and discrimination campaign in New Zealand on anticipated and experienced discrimination. *Aust N Z J Psychiatry.* 2014;48(4):360–370.
- Gabbidon J, Farrelly S, Hatch SL, Henderson C, Williams P, Bhugra D, *et al.* Discrimination attributed to mental illness or race-ethnicity by users of community psychiatric services. *Psychiatr Serv.* 2014;65(11):1360–1366.
- van Boekel LC, Brouwers EP, van Weeghel J, Garretsen HF. Stigma among health professionals towards patients with substance use disorders and its consequences for healthcare delivery: systematic review. *Drug Alcohol Depend.* 2013;131(1–2):23–35.
- Corrigan PW, Mittal D, Reaves CM, Haynes TF, Han X, Morris S, *et al.* Mental health stigma and primary health care decisions. *Psychiatry Res.* 2014;218(1–2):35–38.

- [17] Graber MA, Bergus G, Dawson JD, Wood GB, Levy BT, Levin I. Effect of a patient's psychiatric history on physicians' estimation of probability of disease. *J Gen Intern Med.* 2000;15(3):204–206.
- [18] Jorm AF, Korten AE, Jacomb PA, Christensen H, Henderson S. Attitudes towards people with a mental disorder: a survey of the Australian public and health professionals. *Austr N Z J Psychiatry.* 1999;33(1):77–83.
- [19] Nordt C, Rossler W, Lauber C. Attitudes of mental health professionals toward people with schizophrenia and major depression. *Schizophr Bull.* 2006;32(4):709–714.
- [20] Lasalvia A, Zoppi S, Van Bortel T, Bonetto C, Cristofalo D, Wahlbeck K, *et al.* Global pattern of experienced and anticipated discrimination reported by people with major depressive disorder: a cross-sectional survey. *Lancet.* 2013;381(9860):55–62.
- [21] Gowdy EL, Carlson LS, Rapp CA. Practices differentiating high-performing from low-performing supported employment programs. *Psychiatr Rehab J.* 2003;26(3):232–239.
- [22] Garman AN, Corrigan PW, Morris S. Staff burnout and patient satisfaction: evidence of relationships at the care unit level. *J Occup Health Psychol.* 2002;7(3):235–241.
- [23] Calicchia JP. Attitudinal comparison of mental health and non-mental health professionals toward ex-mental patients. *J Psychol.* 1981;108(1):35–41.
- [24] Lauber C, Nordt C, Sartorius N, Falcató L, Rossler W. Public acceptance of restrictions on mentally ill people. *Acta Psychiatr Scand.* 2000;407:26–32.
- [25] Webster L, Hackett RK. Burnout and leadership in community mental health systems. *Admin Policy Mental Health.* 1999;26(6):387–399.
- [26] Rohland BM. A survey of burnout among mental health center directors in a rural state. *Admin Policy Mental Health.* 2000;27(4):221–237.
- [27] Oddie S, Ousley L. Assessing burn-out and occupational stressors in a medium secure service. *Br J Foren Pract.* 2007;9(2):32–48.
- [28] Awa WL, Plaumann M, Walter U. Burnout prevention: a review of intervention programs. *Patient Educ Counsel.* 2010;78(2):184–190.
- [29] Maslach C. Burnout: a multidimensional perspective. In: Schaufeli WB, Maslach C, Marek T, editors. *Professional burnout: recent developments in theory and research.* Washington, DC: Taylor & Francis; 1993. p. 19–32.
- [30] Maslach C, Jackson SE, Leiter M. *Maslach burnout inventory manual.* 3rd ed. Palo Alto, CA: Consulting Psychologists Press, 1996.
- [31] Stalker C, Harvey C. *Professional burnout: a review of theory research, and prevention. Partnerships for children and families project.* Waterloo, Canada: Wilfrid Laurier University; 2002.
- [32] Arikani K. A stigmatizing attitude towards psychiatric illnesses is associated with narcissistic personality traits. *Israel J Psychiatry Relat Sci.* 2005;42(4):248–250.
- [33] Sibley CG, Duckitt J. Personality and prejudice: a meta-analysis and theoretical review. *Pers Soc Psychol Rev.* 2008;12(3):248–279.
- [34] Ekehammar B, Akrami N. Personality and prejudice: from Big Five personality factors to facets. *J Pers.* 2007;75(5):899–925.
- [35] Phelan JC, Link BG, Dovidio JF. Stigma and prejudice: one animal or two? *Soc Sci Med.* 2008;67(3):358–367.
- [36] Brown SA. The contribution of previous contact and personality traits to severe mental illness stigma. *Am J Psychiatr Rehab.* 2012;15(15):274–289.
- [37] Yuan Q, Seow E, Abdin E, Chua BY, Ong HL, Samari E, *et al.* Direct and moderating effects of personality on stigma towards mental illness. *BMC Psychiatry.* 2018;18(1):358.
- [38] Zaninotto L, Qian J, Sun Y, Bassi G, Solmi M, Salcuni S. Gender, personality traits and experience with psychiatric patients as predictors of stigma in Italian psychology students. *Front Public Health.* 2018;6:362.
- [39] Zaninotto L, Rossi G, Danieli A, Frasson A, Meneghetti L, Zordan M, *et al.* Exploring the relationships among personality traits, burnout dimensions and stigma in a sample of mental health professionals. *Psychiatry Res.* 2018;264:327–333.
- [40] Costa PJ, McCrae R. *Revised NEO Personality Inventory (NEO-PI-R) and NEO Five-Factor Inventory (NEO-FFI) professional manual;* 1992.
- [41] McAdams D. *The person: an introduction to the science of personality psychology.* New York, NY: John Wiley & Sons; 2009.
- [42] Borsboom D. A network theory of mental disorders. *World Psychiatry.* 2017;16(1):5–13.
- [43] Borsboom D, Cramer AO. Network analysis: an integrative approach to the structure of psychopathology. *Annu Rev Clin Psychol.* 2013;9:91–121.
- [44] Haslbeck JMB, Fried EI. How predictable are symptoms in psychopathological networks? A reanalysis of 18 published datasets. *Psychol Med.* 2017;47(16):2767–2776.
- [45] Corrigan PW, Powell KJ, Michaels PJ. Brief battery for measurement of stigmatizing versus affirming attitudes about mental illness. *Psychiatry Res.* 2014;215(2):466–470.
- [46] Corrigan P, Markowitz FE, Watson A, Rowan D, Kubiak MA. An attribution model of public discrimination towards persons with mental illness. *J Health Soc Behav.* 2003;44(2):162–179.
- [47] Corrigan PW, Rowan D, Green A, Lundin R, River P, Uphoff-Wasowski K, *et al.* Challenging two mental illness stigmas: personal responsibility and dangerousness. *Schizophr Bull.* 2002;28(2):293–309.
- [48] Weiner B. *Judgements of responsibility: a foundation for a theory of social conduct.* New York, NY: Guilford Press; 1995.
- [49] Brown SA. Implementing a brief hallucination simulation as a mental illness stigma reduction strategy. *Commun Mental Health J.* 2010;46(5):500–504.
- [50] Halter MJ. Stigma and help seeking related to depression: a study of nursing students. *J Psychosoc Nurs Mental Health Serv.* 2004;42(2):42–51.
- [51] Kanter JW, Rusch LC, Brondino MJ. Depression self-stigma: a new measure and preliminary findings. *J Nerv Mental Dis.* 2008;196(9):663–670.
- [52] Law GU, Rostill-Brookes H, Goodman D. Public stigma in health and non-healthcare students: attributions, emotions and willingness to help with adolescent self-harm. *Int J Nurs Stud.* 2009;46(1):107–118.
- [53] Gosling SDR, Rentfrow PJ, Swann WB. A very brief measure of the Big-Five personality domains. *J Res Pers.* 2003;37:504–528.
- [54] Chiorri C, Bracco F, Piccinno T, Modafferi C, Battini V. Psychometric properties of a revised version of the Ten Item Personality Inventory. *Eur J Psychol Assess.* 2015;31(2):109–119.
- [55] Maslach C, Jackson SE. *The Maslach Burnout Inventory.* Palo Alto, CA: Consulting Psychologists Press; 1981.
- [56] Sirigatti S, Stefanile C, Menoni E. Per un adattamento italiano del Maslach Burnout Inventory (MBI). *Bollettino Psicol Appl.* 1988;187–188:33–39.
- [57] CCTRFsSCRf. R version 3.4.1; 2017. <https://www.Rproject.org/>.
- [58] Epskamp S, Borsboom D, Fried EI. Estimating psychological networks and their accuracy: a tutorial paper. *Behav Res Methods.* 2017;50(1):195–212.
- [59] Haslbeck JMB, Waldorp LJ. mgm. estimating time-varying mixed graphical models in high-dimensional data. *J Stat Softw.* 2015; VV (II): 1–49. <https://arxiv.org/abs/1510.06871>.
- [60] Costantini G, Epskamp S, Borsboom D, Perugini M, Mottus R, Waldrop LJ, *et al.* State of the aRT personality research: a tutorial on network analysis of personality data in R. *J Res Pers.* 2015;54:13–29.
- [61] Monteleone AM, Cascino G, Solmi M, Pirozzi R, Tolone S, Terracciano G, *et al.* A network analysis of psychological, personality and eating characteristics of people seeking bariatric surgery: identification of key variables and their prognostic value. *J Psychosom Res.* 2019;120:81–89.
- [62] Solmi M, Konayagi A, Thompson T, Fornaro M, Correll CU, Veronese N. Network analysis of the relationship between depressive symptoms, demographics, nutrition, quality of life and medical condition factors in the Osteoarthritis Initiative database cohort of elderly North-American adults with or at risk for osteoarthritis. *Epidemiol Psychiatr Sci.* 2019;6:e14. doi: [10.1017/S204579601800077X](https://doi.org/10.1017/S204579601800077X).
- [63] Solmi M, Collantoni E, Meneguzzo P, Degortes D, Tenconi E, Favaro A. Network analysis of specific psychopathology and psychiatric symptoms in patients with eating disorders. *Int J Eat Disord.* 2018;51(7):680–692.
- [64] Cuthbert BN. The RDoC framework: facilitating transition from ICD/DSM to dimensional approaches that integrate neuroscience and psychopathology. *World Psychiatry.* 2014;13(1):28–35.
- [65] Patrick CJ, Hajcak G. RDoC: translating promise into progress. *Psychophysiology.* 2016;53(3):415–424.
- [66] Wildes JE, Marcus MD. Application of the Research Domain Criteria (RDoC) framework to eating disorders: emerging concepts and research. *Curr Psychiatry Rep.* 2015;17(5):30.
- [67] Epskamp S, Constantini G, Cramer AOJ, Waldorp L, Schmittmann V, Borsboom D. Qgraph: graph plotting methods, psychometric data visualization, and graphical model estimation. R package version 1.3.5; 2016.

- [68] Friedman J, Hastie T, Tibshirani R. *Glasso: graphical lasso estimation of Gaussian graphical models*. R package version 1.8; 2014.
- [69] Chen J, Chen Z. Extended Bayesian information criteria for model selection with large model spaces. *Biometrika*. 2008;95(3):759–771.
- [70] Baron RM, Kenny DA. The moderator-mediator variable distinction in social psychological research: conceptual, strategic, and statistical considerations. *J Pers Soc Psychol*. 1986;51(6):1173–1182.
- [71] Holmbeck GN. Toward terminological, conceptual, and statistical clarity in the study of mediators and moderators: examples from the child-clinical and pediatric psychology literatures. *J Consult Clin Psychol*. 1997;65(4):599–610.
- [72] Benjamini Y, Hochberg Y. Controlling the False Discovery Rate: a practical and powerful approach to multiple testing. *J R Stat Soc Ser B Methodol*. 1995;57(1):289–300.
- [73] Sims CM. Do the big-five personality traits predict empathic listening and assertive communication? *Int J Listen*. 2016:1–26.
- [74] Corrigan PW, Gause M, Michaels PJ, Buchholz BA, Larson JE. The California assessment of stigma change: a short battery to measure improvements in the public stigma of mental illness. *Commun Mental Health J*. 2015;51(6):635–640.
- [75] Barczyk AN. Relationship between the public's belief in recovery, level of mental illness stigma, and previous contact. *Commun Mental Health J*. 2015;51(1):38–47.
- [76] Holmqvist R, Jeanneau M. Burnout and psychiatric staff's feelings towards patients. *Psychiatry Res*. 2006;145(2–3):207–213.
- [77] O'Connor K, Muller Neff D, Pitman S. Burnout in mental health professionals: a systematic review and meta-analysis of prevalence and determinants. *Eur Psychiatry*. 2018;53:74–99.
- [78] Maslach C, Schaufeli WB, Leiter MP. Job burnout. *Annu Rev Psychol*. 2001;52:397–422.
- [79] Papadatou D, Anagnostopoulos F, Monos D. Factors contributing to the development of burnout in oncology nursing. *Br J Med Psychol*. 1994;67(Pt 2):187–199.
- [80] Carver CS, Connor-Smith J. Personality and coping. *Annu Rev Psychol*. 2010;61:679–704.
- [81] Angermeyer MC, Matschinger H, Corrigan PW. Familiarity with mental illness and social distance from people with schizophrenia and major depression: testing a model using data from a representative population survey. *Schizophr Res*. 2004;69(2–3):175–182.
- [82] Corrigan PW, River LP, Lundin RK, Penn DL, Uphoff-Wasowski K, Campion J, *et al*. Three strategies for changing attributions about severe mental illness. *Schizophr Bull*. 2001;27(2):187–195.
- [83] Tsang HW, Angell B, Corrigan PW, Lee YT, Shi K, Lam CS, *et al*. A cross-cultural study of employers' concerns about hiring people with psychotic disorder: implications for recovery. *Soc Psychiatry Psychiatr Epidemiol*. 2007;42(9):723–733.