



Tracking Infections in Long-term Care Facilities (LTCFs) Using the National Healthcare Safety Network (NHSN) Overview

Angela Anttila, PhD, MSN, NP-C, CIC

Nurse Epidemiologist

July 9, 2019

LEARNING OBJECTIVE 1

Define the National Healthcare Safety Network (NHSN) and the different Components and Modules available for Long-term Care Facilities (LTCFs).

LEARNING OBJECTIVE 2

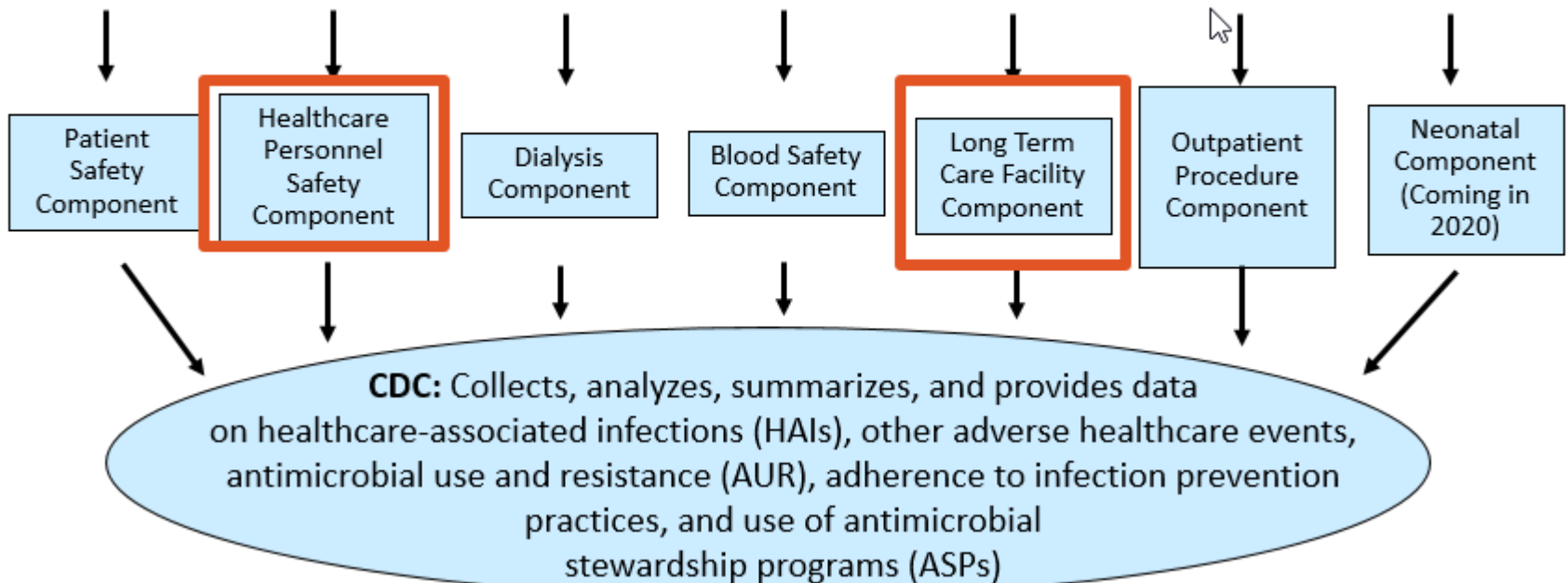
Describe how NHSN supports LTCFs and infection surveillance activities.

LEARNING OBJECTIVE 3

Describe how NHSN supports LTCFs and infection surveillance activities.

NHSN at 14 Years: Many More Uses and Users Focus on Resident & Patient Safety Continues

Healthcare facilities: (1) Join NHSN, (2) complete an annual survey of their care capacities, (3) submit process and outcome data manually or electronically to one or more NHSN components, and (4) use their own data and NHSN statistical benchmarks for analysis and action



NATIONAL HEALTHCARE SAFETY NETWORK (NHSN)

Reporting options specifically for LTCFs


- Standardizes surveillance definitions and data collection
- Data are secure, confidential and immediately available for analysis and use by the facility
- Data used by facilities for internal quality improvement
- Data used by CDC to establish risk-adjusted national benchmarks and set national HAI prevention targets
- Data used by CMS and state partners for public reporting and performance management

The NHSN, Long-term Care Facility (LTCF) Component provides long-term care facilities with a customized system to track infections and prevention process measures in a systematic way.

Tracking this information allows facilities to identify problems, improve care, and determine progress toward national healthcare-associated infection goals.

Facilities eligible to report into all modules of this component include nursing homes, skilled nursing, chronic care, and developmental disability facilities. Assisted living facilities can only report into the prevention process measures module.

Long-term acute care hospitals (LTACHs) are not eligible to report into this component.



LONG-TERM CARE FACILITY COMPONENT MODULES

Click on each module to access relevant training, protocols, data collection forms, supporting materials, analysis resources, and FAQs.

C. difficile Infection (CDI) and Multidrug-resistant Organisms (MDRO)

Urinary Tract Infections (UTI)

Prevention Process Measures
Hand Hygiene, Gloves and Gown Use Adherence

TRAINING & EDUCATION



LTCF Component Manual

A single document combining all LTCF protocols, data collection forms, form instructions, and other resources



Training Materials

NHSN LTCF annual training materials, videos, and presentations



Educational Roadmap

Kick start your training with an overview of the LTCF component

RESOURCES



Frequently Asked Questions

Questions and answers categorized by topic



Newsletters & Archived Communications

Archived newsletters and email communications



Data Validation Guidance

LTCF guidance and resources for internal and external data validation, including relevant archived protocols and trainings

TWO NHSN Components Available for LTCFs

Long-term Care Facility: Resident Infections and Process Measures

Long-term Care Facilities

The NHSN, Long-term Care Facility (LTCF) Component provides long-term care facilities with a customized system to track infections and prevention process measures in a systematic way.

Tracking this information allows facilities to identify problems, improve care, and determine progress toward national healthcare-associated infection goals.

Facilities eligible to report into all modules of this component include nursing homes, skilled nursing, chronic care, and developmental disability facilities. Assisted living facilities can only report into the prevention process measures module.

Long-term acute care hospitals (LTACHs) are not eligible to report into this component.



LONG-TERM CARE FACILITY COMPONENT MODULES

Click on each module to access relevant training, protocols, data collection forms, supporting materials, analysis resources, and FAQs.

[C. difficile Infection \(CDI\) and Multidrug-resistant Organisms \(MDRO\)](#)

[Urinary Tract Infections \(UTI\)](#)

[Prevention Process Measures](#)
Hand Hygiene, Gloves and Gown Use Adherence

Healthcare Personnel Safety: Influenza Vaccination

Surveillance for Healthcare Personnel Vaccination

The Advisory Committee on Immunization Practices (ACIP) recommends that all healthcare personnel (HCP) and persons in training for healthcare professions should be vaccinated annually against influenza. [1] Vaccination of HCP helps to reduce absenteeism of workers and safeguard patients. Although annual vaccination is recommended for all HCP, national survey data have demonstrated that vaccination coverage levels are only approximately 78% [2]. This is below the Healthy People 2020 target of 90% for HCP influenza vaccination [3].

References

1. Centers for Disease Control and Prevention. "Prevention and control of seasonal influenza with vaccines: Recommendations of the Advisory Committee on Immunization Practices – United States, 2018-19 Influenza Season." 2018. MMWR 67 (RR-3); 1-20.
2. Centers for Disease Control and Prevention. "[Influenza Vaccination Coverage Among Health-Care Personnel — United States, 2017–18 Influenza Season.](#)" MMWR 67(38);1050-1054.
3. [Healthy People 2020. Immunization and Infectious Diseases](#)

LTCFs Eligible to Enroll in NHSN LTCF Component



Certified skilled nursing facilities (SNF) and nursing homes (NH)



Intermediate/chronic care facilities for the developmentally disabled



Assisted living facilities & residential care facilities

Note: limited to Prevention Process Measures Module

Standardized Surveillance Criteria and Analysis for the Following Modules



Healthcare-associated Infections (HAI)

- Urinary tract infections (UTI)
- Catheter and non-catheter associated
- **Planned**
 - Respiratory Tract infection
 - Skin and Soft Tissue Infection



Laboratory-identified (LabID) Event

- *C. difficile* Infection (CDI)
- Multi-drug Resistant Organisms (MDRO)



Prevention Process Measures

- Adherence to Gown and Glove Use
- Adherence to Hand Hygiene

Long-Term Care Facility Home Page

- Protocols
- Frequently Asked Questions
- Trainings
- Data Validation
- Archived newsletters and e-mail communications
- LTCF Component Manual

<https://www.cdc.gov/nhsn/ltc/index.html>

The NHSN, Long-term Care Facility (LTCF) Component provides long-term care facilities with a customized system to track infections and prevention process measures in a systematic way.

Tracking this information allows facilities to identify problems, improve care, and determine progress toward national healthcare-associated infection goals.

Facilities eligible to report into all modules of this component include nursing homes, skilled nursing, chronic care, and developmental disability facilities. Assisted living facilities can only report into the prevention process measures module.

Long-term acute care hospitals (LTACHs) are not eligible to report into this component.



LONG-TERM CARE FACILITY COMPONENT MODULES

Click on each module to access relevant training, protocols, data collection forms, supporting materials, analysis resources, and FAQs.

C. difficile Infection (CDI) and Multidrug-resistant Organisms (MDRO)

Urinary Tract Infections (UTI)

Prevention Process Measures
Hand Hygiene, Gloves and Gown Use Adherence

TRAINING & EDUCATION



LTCF Component Manual

A single document combining all LTCF protocols, data collection forms, form instructions, and other resources



Training Materials

NHSN LTCF annual training materials, videos, and presentations



Educational Roadmap

Kick start your training with an overview of the LTCF component

RESOURCES



Frequently Asked Questions

Questions and answers categorized by topic



Newsletters & Archived Communications

Archived newsletters and email communications




Data Validation Guidance

LTCF guidance and resources for internal and external data validation, including relevant archived protocols and trainings



NHSN Long-term Care Facility Component Manual Updated Annually

<https://www.cdc.gov/nhsn/pdfs/ltc/lpcf-manual-508.pdf>



NHSN Forms and Instructions for Completion

- Include required data collection elements
- Customizable
- Available on NHSN website:

<https://www.cdc.gov/nhsn/ltc/index.html>

The screenshot shows the NHSN website interface. On the left is a navigation menu with links for NHSN Login, About NHSN, Enroll Here, and Materials for Enrolled Facilities. Under 'Materials for Enrolled Facilities', 'Long-term Care Facilities' is selected. The main content area is titled 'Long-term Care Facilities' and features a banner for '2019 LTCF Annual Training' (Tuesday, July 9th – Thursday, July 11th, 2019 at CDC campus in Atlanta, Georgia). Below the banner, there is a blue callout bubble with a mouse cursor pointing to the title, containing the text 'Click title to open Module options'. The text below the callout explains that the NHSN Long-term Care Facility (LTCF) Component provides long-term care facilities with a customized system to track infections and prevent them. It also mentions that tracking this information helps improve care and health care. A photograph of healthcare workers in a hospital room is visible on the right side of the page.

The screenshot shows the NHSN website interface for 'Surveillance for *C. difficile* Infection (CDI) and Multidrug Resistant Organisms (MDRO)'. The left navigation menu is the same as in the previous screenshot. The main content area is titled 'Resources for NHSN Users Already Enrolled'. It lists 'Training' and 'Protocol' sections. A blue callout bubble with a mouse cursor pointing to the 'Data Collection Forms and Instructions' link contains the text 'Click to open list of forms'. Below this, there is a section titled 'All Data Collection Forms are Print-only' with a list of links for various forms and instructions, including '57.138 LabID Event Form for LTCE January 2019' and '57.139 MDRO and CDI Monthly Monitoring for LTCE January 2019'. On the right side, there is a 'Start' button and a list of steps: 'Step 1: Enroll into NHSN', 'Step 2: Set up NHSN', and 'Step 3: Report'.

ENROLL Facility

**MAP Resident Care
LOCATIONS**

ADD Additional Users

**Complete ANNUAL FACILITY
SURVEY**

**Complete MONTHLY
REPORTING PLAN**

Enter Resident EVENT DATA

**Submit MONTHLY
SUMMARY DATA**

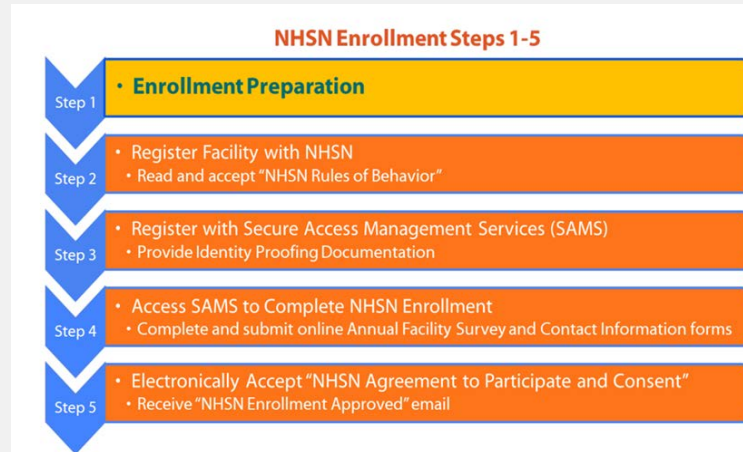
**Data Quality Checks
RESOLVE ALERTS**

NHSN LONG-TERM CARE FACILITY CHECKLIST FOR NHSN PARTICIPATION



ENROLL Facility

New To NHSN? Complete NHSN 5 Step Enrollment for LTCFs



ENROLL New Facility

- 5-steps to NHSN Enrollment
- A facility should only enroll ONE time
- Must have an individual e-mail account
- Use the **LTCF Enrollment Training Guide** as your resource through the enrollment process

5-Step Enrollment for Long-term Care Facilities

The below steps serve as a guide for Long-term Care Facilities (LTCFs) enrolling in the National Healthcare Safety Network (NHSN).

Once a facility is registered with NHSN, the Secure Access Management Services (SAMS) grid card must be used to continue with the NHSN enrollment process for the facility. If the designated facility NHSN user has not previously registered with SAMS and received a grid card, the user must complete the identity verification process with SAMS prior to gaining access to continue with the NHSN enrollment process for the facility.

A facility should only enroll **once** into the LTCF Component. Once a facility is enrolled, additional options become available, such as adding additional users and enrolling in additional Components.

Step 1: Enrollment Preparation



1. Complete **required** [LTCF Enrollment Training Guide](#). [PDF - 6MB]

Note: The Enrollment training slides serve as a detailed guide through the enrollment process.

2. Check trusted websites and spam blocker settings.

- In Internet Explorer, add **cdc.gov** and **verisign.com** to your list of trusted websites and permit pop-ups for these sites.
- Check spam-blocker settings to allow emails from NHSN@cdc.gov, SAMS-NO-REPLY@cdc.gov

Time to complete Step 1: 10 minutes

<https://www.cdc.gov/nhsn/ltc/enroll.html>


Enrolled Facilities: Enter the SAMS Portal to Access NHSN

Log-in to SAMS

1. Go to <https://sams.cdc.gov>
2. Sign-in using your SAMS Grid card

External Partners

SAMS Credentials



SAMS Username


SAMS Password

[Login](#)

[Forgot Your Password?](#)

For External Partners who login with only a SAMS issued UserID and Password.

SAMS Grid Card




	A	B	C	D	E	F	G	H	I	J	
1	E	Q	X	3	T	S	N	4	M	Q	1
2	E	3	K	6	J	M	9	F	8	6	2
3	C	1	6	M	3	J	H	M	P	Y	3
4	T	W	1	4	V	6	0	7	2	4	
5	8	6	7	W	6	J	5	M	P	X	5

Serial #

OR

Click the Login button to sign on with a SAMS Grid Card



For External Partners who have been issued a SAMS Grid Card.

Select “NHSN Reporting”

SAMS
secure access management services

CDC

Welcome Amy Woodward

SAMS Admin My Profile Logout

Warning: You are accessing a US Government information system, which includes (1) this computer, (2) this computer network, (3) all computers connected to this network, and (4) all devices and storage media attached to this network or to a computer on this network. This information system is provided for US Government-authorized use only. Unauthorized or improper use of this system may result in disciplinary action, as well as civil and criminal penalties. By using this information system, you understand and consent to the following: You have no reasonable expectation of privacy regarding any communication or data transiting or stored on this information system. At any time, and for any lawful government purpose, the government may monitor, intercept, and search and seize any communication or data transiting or stored on this information system. Any communication or data transiting or stored on this information system may be disclosed or used for any lawful Government purpose.

Links

- SAMS User Guide
- SAMS User FAQ
- Identity Verification Overview

My Applications

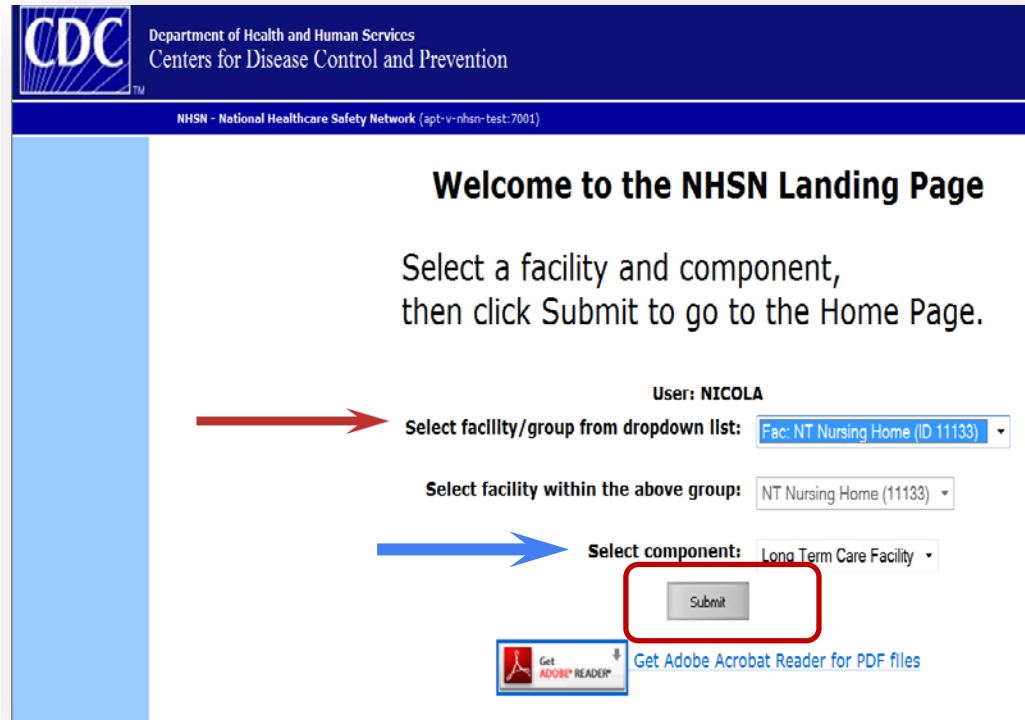
National Healthcare Safety Network System

- NHSN Reporting
- NHSN Enrollment

Click NHSN Reporting

NHSN Landing Page

- ❖ On the NHSN Landing page, select your facility and “Long Term Care Facility” as the component.
- ❖ Click “Submit”



The screenshot displays the NHSN Landing Page interface. At the top, the CDC logo and the text "Department of Health and Human Services Centers for Disease Control and Prevention" are visible. Below this, the text "NHSN - National Healthcare Safety Network (apt-v-nhsn-test:7001)" is shown. The main heading is "Welcome to the NHSN Landing Page". Below the heading, the instruction "Select a facility and component, then click Submit to go to the Home Page." is displayed. The user's name "User: NICOLA" is shown. The form contains three dropdown menus: "Select facility/group from dropdown list:" with the selected value "Fac: NT Nursing Home (ID 11133)", "Select facility within the above group:" with the selected value "NT Nursing Home (11133)", and "Select component:" with the selected value "Long Term Care Facility". A red arrow points to the first dropdown menu, and a blue arrow points to the "Select component:" dropdown menu. A red box highlights the "Submit" button. At the bottom, there is a small advertisement for Adobe Acrobat Reader.

NHSN Homepage

use the left side navigation bar

NHSN Home

- Alerts
- Reporting Plan ▶
- Resident ▶
- Event ▶
- Summary Data ▶
- Import/Export
- Surveys ▶
- Analysis ▶
- Users ▶
- Facility ▶
- Group ▶
- Tools ▶
- Logout

NHSN Long Term Care Facility Component Home Page

Action Items

ALERTS- outstanding issues that need to be resolved

Assurance of Confidentiality: The voluntarily provided information obtained in this surveillance system that w

MAP Resident Care Locations

Map resident care locations in the NHSN application immediately after enrollment and when there is a change, such as a new or closed unit.



MAP Resident Care LOCATIONS

- LTCFs may have a different physical location where residents reside and receive care within the building – *units, wards, floors, pods, etc.*
- Each resident care location in the facility should be mapped to a CDC location code/description.
 - *Provides information about the type of residents or care services in that specific location.*

CDC Location Label	NHSN Healthcare Service Location Code	CDC Location Code	Location Description
Skilled Nursing/ Short Term Rehabilitation	1257-5	IN:NONACUTE:LTCF:REHAB	A unit or designated area which primarily provides short term (<90 days), medical, skilled nursing or rehabilitation services to individuals requiring restorative care following recent hospitalization.
General Nursing Unit	1258-3	IN:NONACUTE:LTCF:GEN	A unit or designated area which primarily provides nursing, rehabilitative or custodial services to individuals with varying levels of chronic conditions or disability requiring long term (>90 days) support
Ventilator Dependent Unit	1259-1	IN:NONACUTE:LTCF:VEN	A unit or designated area which provides nursing and respiratory care to individuals who require mechanical ventilation.
Bariatric Unit	1260-9	IN:NONACUTE:LTCF:BAR	A unit or designated area which provides specializing care for individuals who are preparing for or have undergone bariatric surgery.
Dementia Unit	1255-9	IN:NONACUTE:LTCF:DEM	A unit or designed area which provides specialized care for individuals diagnosed with dementia or related conditions, including Alzheimer's disease.
Psychiatric Unit	1256-7	IN:NONACUTE:LTCF:REHAB	A unit or designated area which provides specialized care for individuals diagnosed with psychiatric or behavioral disorders.

List available under *Supporting Materials* tab on LTCF page-
https://www.cdc.gov/nhsn/pdfs/pscmanual/15locationsdescriptions_current.pdf

MAP Resident Care LOCATIONS

NHSN Home

Alerts

Reporting Plan ▶

Resident ▶

Event ▶

Summary Data ▶

Surveys ▶

Analysis ▶

Users ▶

Facility

Group ▶

Logout

Customize Forms

Facility Info

Add/Edit Component

Locations

Locations

Instructions

- To **Add** a record, fill in the form with the required fields and any desired optional values. Then click on the **Add** button.
- To **Find** a record, click on the **Find** button. One or more fields can be filled in to restrict the search to those values.
- To **Edit** a record, perform a **Find** on the desired record. Click on the desired record to fill in its values into the form and edit the values. To save the changes, click on the **Save** button.
- To **Delete** one or more records, perform a **Find** on the desired record(s). Check the corresponding box(es), then click on the **Delete** button.
- Press the **Clear** button to start over with a new form.

Mandatory fields to "Add" or "Edit" a record marked with *

Your Code *:

Your Label *:

CDC Location Description *:

Status *: Active ▾

Bed Size: A bed size greater than zero is required for most inpatient locations.

Find **Add** **Export Location List** **Clear**

Option to Find or Add Locations

MAP Resident Care LOCATIONS

ADD a new location

Instructions

- To **Add** a record, fill in the form with the required fields and any desired optional values. Then click on the *Add* button.
- To **Find** a record, click on the *Find* button. One or more fields can be filled in to restrict the search to those values.
- To **Edit** a record, perform a *Find* on the desired record. Click on the desired record to fill in its values into the form and edit the values. To save the changes, click on the *Save* button.
- To **Delete** one or more records, perform a *Find* on the desired record(s). Check the corresponding box(es), then click on the *Delete* button.
- Press the **Clear** button to start over with a new form.

Mandatory fields to "Add" or "Edit" a record marked with *

Your Code *:

Your Label *:

CDC Location Description *:

Status *:

Bed Size *: A bed size greater than zero is required for most inpatient locations.

Selections are facility specific.
"Your Code" & "Your Label" best describe how units are identified in your facility

MAP Resident Care LOCATION

ADD a new location, *continued*

CDC Centers for Disease Control and Prevention
CDC 24/7: Saving Lives, Protecting People™

NHSN National Healthcare Safety Network

NHSN - National Healthcare Safety Network

NHSN Home

- Alerts
- Reporting Plan ▶
- Resident ▶
- Event ▶
- Summary Data ▶
- Surveys ▶
- Analysis ▶
- Users ▶
- Facility ▶
- Group ▶
- Logout

Locations

Instructions

- To **Add** a record, fill in the form with the required fields and any desired options.
- To **Find** a record, click on the *Find* button. One or more fields can be filled in to find a record.
- To **Edit** a record, perform a *Find* on the desired record. Click on the desired record.
- To **Delete** one or more records, perform a *Find* on the desired record(s). Check the *Delete* checkbox for each record.
- Press the **Clear** button to start over with a new form.

Mandatory fields to "Add" or "Edit" a record marked with *

Your Code *: 1 SOUTH

Your Label *: GENERAL

CDC Location Description *:
LTCF Bariatric Unit
LTCF Dementia Unit
LTCF General Nursing Unit
LTCF Inpatient Hospice Unit
LTCF Psychiatric Unit
LTCF Skilled Nursing/Short Term Rehabilitation Unit
LTCF Ventilator Dependent Unit

most inpatient locations.

Clear

Select **CDC Location Description** that best describes the resident population in the unit.

For a description of CDC locations for LTCFs, visit the CDC Locations document under Supporting Materials:

https://www.cdc.gov/nhsn/pdfs/pscmanual/15locationsdescriptions_current.pdf (beginning on page 28)

MAP Resident Care LOCATIONS

ADD a new location, *continued*

Instructions

- To **Add** a record, fill in the form with the required fields and any desired optional values. Then click on the **Add** button.
- To **Find** a record, click on the **Find** button. One or more fields can be filled in to restrict the search to those values.
- To **Edit** a record, perform a **Find** on the desired record. Click on the desired record to fill in its values into the form and edit the values. To save the changes, click on the **Save** button.
- To **Delete** one or more records, perform a **Find** on the desired record(s). Check the corresponding box(es), then click on the **Delete** button.
- Press the **Clear** button to start over with a new form.

Mandatory fields to "Add" or "Edit" a record marked with *

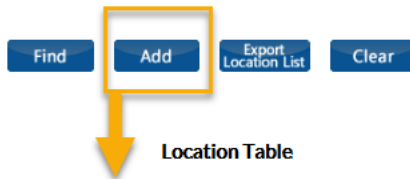
Your Code *:

Your Label *:

CDC Location Description *:

Status *:

Bed Size *: A bed size greater than zero is required for most inpatient locations.



Location Table

[Display All](#) [Print Location List](#)

Page 1 of 1 10

Delete	Status	Your Code	Your Label	CDC Description	CDC Code	NHSN HL7 Code	Bed Size
<input type="checkbox"/>	Active	1SOUTH	GENERAL	LTCF General Nursing Unit	IN:NONACUTE:LTCF:GEN	1258-3	29

Page 1 of 1 10 View 1 - 1 of 1

MAP Resident Care LOCATIONS: FIND/DEACTIVATE

NHSN - National Healthcare Safety Network

Locations

Instructions

- To **Add** a record, fill in the form with the required fields and any desired optional values. Then click on the **Add** button.
- To **Find** a record, click on the **Find** button. One or more fields can be filled in to restrict the search to those values.
- To **Edit** a record, perform a **Find** on the desired record. Click on the desired record to fill in its values into the form and edit the values. To save the changes, click on the **Save** button.
- To **Delete** one or more records, perform a **Find** on the desired record(s). Check the corresponding box(es), then click on the **Delete** button.
- Press the **Clear** button to start over with a new form.

Mandatory fields to "Add" or "Edit" a record marked with *

Your Code *:

Your Label *:

CDC Location Description *:

Status *:

Bed Size: A bed size greater than zero is required for most inpatient locations.

Find **Add** **Export Location List** **Clear**

Location Table

Page 1 of 1

	Status	Your Code	Your Label	CDC Description	CDC Code	NHSN HL7 Code	Bed Size
<input type="checkbox"/>	Active	1D	DEMENTIA UNIT	LTCF Dementia Unit	IN:NONACUTE:LTCF:DEM	1255-9	25
<input type="checkbox"/>	Active	2PSY	PSYCHIATRIC	LTCF Psychiatric Unit	IN:NONACUTE:LTCF:PSY	1256-7	30
<input type="checkbox"/>	Active	2W	2 WEST DEMENTIA	LTCF Dementia Unit	IN:NONACUTE:LTCF:DEM	1255-9	25
<input type="checkbox"/>	Active	3REHAB	SHORT TERM REHAB	LTCF Skilled Nursing/Short Term Rehabilitation Unit	IN:NONACUTE:LTCF:REHAB	1257-5	35
<input type="checkbox"/>	Active	4GEN	GENERAL UNIT	LTCF General Nursing Unit	IN:NONACUTE:LTCF:GEN	1258-3	50
<input type="checkbox"/>	Active	5HOS	HOSPICE UNIT	LTCF Inpatient Hospice Unit	IN:NONACUTE:LTCF:HSP	1254-2	10
<input type="checkbox"/>	Active	DEMENTIA	LOCKED UNIT	LTCF Dementia Unit	IN:NONACUTE:LTCF:DEM	1255-9	25

Page 1 of 1

View 1 - 7 of 7

View 1 - 7 of 7

Deactivate

Click "find" to view all locations that have been set-up

ADD Additional Users

**Facilities are strongly encouraged
to have at least two NHSN users**



ADD Additional NHSN Users

- The NHSN Facility Administrator assigns rights to each user - enable users to view, add, edit, delete, analyze NHSN data
- Once a new user is added in NHSN, an email is automatically sent to the email address entered with instructions for registering with SAMS (required for all new users who do not already have a SAMS grid card)

ADD Additional NHSN Users

NHSN Home

- Alerts
- Reporting Plan ▶
- Resident ▶
- Event ▶
- Summary Data ▶
- Surveys ▶
- Analysis ▶
- Users ▶**
 - Add**
 - Find
- Facility ▶
- Group ▶
- Logout

Mandatory fields marked with *

User ID * Up to 32 letters and/or numbers, no spaces or special characters

Prefix:

First Name *

Middle Name:

Last Name *

Title:

User Active:

User Type:

Phone Number *

Fax Number:

E-mail Address *

Address, line 1:

Address, line 2:

Address, line 3:

City:

State:

County:

Zip Code:

Home Phone Number:

Beeper:

Tip: use first initial and last name ex. aantila

User must use same email address for SAMS registration!

ADD Additional NHSN Users

Assign and Save Rights

User ID: **MANTTILA (ID 238556)**

Fac: Angela LTCF Test Facility

Facility List:

Rights	Patient Safety	Healthcare Personnel Safety	Biovigilance	Long Term Care	Dialysis	
Administrator	<input type="checkbox"/>	<input type="checkbox"/>	<input type="checkbox"/>	<input type="checkbox"/>	<input type="checkbox"/>	
All Rights	<input type="checkbox"/>	<input type="checkbox"/>	<input type="checkbox"/>	<input type="checkbox"/>	<input type="checkbox"/>	
Analyze Data	<input type="checkbox"/>	<input type="checkbox"/>	<input type="checkbox"/>	<input type="checkbox"/>	<input type="checkbox"/>	
Add, Edit, Delete	<input type="checkbox"/>	<input type="checkbox"/>	<input type="checkbox"/>	<input type="checkbox"/>	<input type="checkbox"/>	
View Data	<input type="checkbox"/>	<input type="checkbox"/>	<input type="checkbox"/>	<input type="checkbox"/>	<input type="checkbox"/>	
Customize Rights	<input type="checkbox"/>	<input type="checkbox"/>	<input type="checkbox"/>	<input type="checkbox"/>	<input type="checkbox"/>	<input type="checkbox"/>

Effective Rights **Save** Back **Advanced**

**Complete ANNUAL
FACILITY SURVEY**

**Survey is completed initially during
NHSN enrollment and then annually
each year thereafter- *between
January 1 and March 1***



Complete ANNUAL FACILITY SURVEY

- Most survey questions are based on facility characteristics and practices during the previous calendar year.
- Some users find it helpful to use paper form to collect required information
- Accuracy is important-responses in the annual survey may be used for risk adjustment of data !

COMPLETE Annual Facility Survey (Enrolled Facilities)

The image displays two screenshots of the NHSN Long Term Care Facility Component Home Page. The top screenshot shows the user interface with a navigation menu on the left. A blue arrow points to the 'Add' button next to the 'Surveys' menu item. The bottom screenshot shows the same page with a notification for a survey required for 2018. A purple callout bubble points to the '2018' text, with the text 'CLICK HERE TO OPEN SURVEY' inside the bubble.

NHSN - National Healthcare Safety Network

MAYDE
Integris Bass Skilled Nursing Fa...

NHSN Home

- Alerts
- Reporting Plan ▶
- Resident ▶
- Event ▶
- Summary Data ▶
- Surveys ▶** Add
- Analysis ▶ Find
- Users ▶
- Facility ▶
- Group ▶
- Logout

NHSN Long Term Care Facility Component Home Page

NHSN - National Healthcare Safety Network

AANTILA
Angela LTCF Test Facility

NHSN Home

- Alerts
- Reporting Plan ▶
- Resident ▶
- Event ▶
- Summary Data ▶
- Surveys ▶
- Analysis ▶
- Users ▶
- Facility ▶
- Group ▶
- Logout

Action Items

COMPLETE THESE ITEMS

Survey Required

2018

CLICK HERE TO OPEN SURVEY

ALERTS

EDIT Annual Facility Survey

The screenshot shows the NHSN - National Healthcare Safety Network interface. The top navigation bar includes the NHSN logo and the user profile 'AANTILA Angela LTCF Test Facility'. A left-hand navigation menu lists various options, with 'Surveys' highlighted and a sub-menu open showing 'Add' and 'Find'. An orange arrow points to the 'Find' option. The main content area is titled 'Find Annual Survey' and contains instructions: 'Enter search criteria and click Find', 'Fewer criteria will return a broader result set', and 'More criteria will return a narrower result set'. Below the instructions are search fields for 'Facility ID' (set to 'Angela LTCF Test Facility (ID 39455)') and 'Survey Year' (with a dropdown menu showing years from 2013 to 2017). The 'Find' button is circled in orange. To the right, an orange callout box contains the text 'Remember to SAVE your edits'. At the bottom right, a separate window shows 'Edit' and 'Back' buttons, with the 'Edit' button circled in red.

NHSN - National Healthcare Safety Network

AANTILA
Angela LTCF Test Facility

NHSN Home

- Alerts
- Reporting Plan
- Resident
- Event
- Summary Data
- Surveys
- Analysis
- Users
- Facility
- Group

Find Annual Survey

- Enter search criteria and click Find
- Fewer criteria will return a broader result set
- More criteria will return a narrower result set

Facility ID: Angela LTCF Test Facility (ID 39455) ▼

Survey Year: ▼

2017
2016
2015
2014
2013

Find Clear Back

Remember to **SAVE** your edits

Edit Back

**MONTHLY REPORTING
PLAN**

**NHSN Monthly Reporting
Plan (MRP) is required for
each month facility will
submit data to the NHSN**



MONTHLY REPORTING PLAN

- Informs CDC-NHSN which module(s) and events a facility is following during a given month.
- A facility must enter a Plan for every month in which surveillance and data submissions will occur.
- A plan must be in place before events can be entered into NHSN.

MONTHLY REPORTING PLAN

- A facility may complete plans for up to one calendar year in advance.
- A plan may be edited at any time to add or remove surveillance options, including retrospectively.
 - *Note: Surveillance options may only be deleted if no event or summary data has been entered for that event type and month.*

ADD Monthly Reporting Plan for LTCF

The screenshot displays the NHSN Long Term Care Facility Component Home Page. At the top left is the CDC logo with the text "Centers for Disease Control and Prevention" and "CDC 24/7: Saving Lives, Protecting People™". At the top right is the NHSN logo with the text "National Healthcare Safety Network". Below the logos is a dark blue header with "NHSN - National Healthcare Safety Network" on the left and a user profile "AANTILA Angela LTCF Test Facility" on the right. The main content area has a light blue header with "NHSN Home" and "NHSN Long Term Care Facility Component Home Page". A left-hand navigation menu lists: Alerts, Reporting Plan, Resident, Event, Summary Data, Surveys, Analysis, Users, Facility, Group, and Logout. The "Reporting Plan" menu item is expanded, showing "Add" and "Find" options. Two blue arrows point to the "Add" option: one from the "Reporting Plan" menu item and another from the right side of the screen.

Monthly Reporting Plan for LTCF

➤ Three Surveillance Modules:

1. HAI for urinary tract infection (UTI) events
2. LabID Event for *C. difficile*; multi-drug resistant organisms
3. Prevention Process Measures for hand hygiene; gown and glove use adherence

NHSN Home

- Alerts
- Reporting Plan ▶
- Resident ▶
- Event ▶
- Summary Data ▶
- Surveys ▶
- Analysis ▶
- Users ▶
- Facility ▶
- Group ▶
- Logout

Add Monthly Reporting Plan

Mandatory fields marked with *

Facility ID * : Angela LTCF Test Facility (ID 39455) ▼

Month * : ▼

Year * : ▼

No Long Term Care Facility Component Modules Followed this Month

[Print Form](#)

HAI Module

Locations	UTI
Facility-wide Inpatient (FacWIDEIn) ▼	<input type="checkbox"/>

LabID Event Module


Locations	Specific Organism Type	Lab ID Event All Specimens
Facility-wide Inpatient (FacWIDEIn) ▼	▼	<input type="checkbox"/>

Add Row Clear All Rows Copy from Previous Month

Prevention Process Measure Module

Locations	Hand Hygiene	Gown and Gloves Use
Facility-wide Inpatient (FacWIDEIn) ▼	<input type="checkbox"/>	<input type="checkbox"/>

Copy from Previous Month

 Save Back

EDIT Monthly Reporting Plan

- ✓ Plans may be edited to add or remove surveillance selections.
If event or summary data has already been entered for a selected month, associated module/event selections may not be deleted from the plan.

NHSN Home

- Alerts
- Reporting Plan**
- Resident
- Event
- Summary Data
- Surveys
- Analysis
- Users
- Facility
- Group
- Logout

View Monthly Reporting Plan

Add

Find marked with *

Print Form

Facility ID *: Angela LTCF Test Facility (39455)

Month *: January

Year *: 2017

No Long Term Care Facility Component Modules Followed this Month

HAI Module

Locations	UTI
Facility-wide Inpatient (FacWIDEIn)	<input type="checkbox"/>

LabID Event Module

Locations	Specific Organism Type	Lab ID Event All Specimens
Facility-wide Inpatient (FacWIDEIn)	CDIF - C. difficile	<input checked="" type="checkbox"/>

Prevention Process Measure Module

Locations	Hand Hygiene	Gown and Gloves Use
Facility-wide Inpatient (FacWIDEIn)	<input type="checkbox"/>	<input type="checkbox"/>

Edit **Previous** **Next** **Back**

Option to Edit plan

EDIT Monthly Reporting Plan, *continued*

- ✓ There is not an option to delete a previously saved Monthly Reporting Plan.
- ✓ Instead, edit the applicable plan and put a checkmark in the box-
“No Long Term Care Facility Component Modules Followed this Month”

View Monthly Reporting Plan

Mandatory fields marked with *

Facility ID *: Angela LTCF Test Facility (39455)
Month *: June
Year *: 2018

No Long Term Care Facility Component Modules Followed this Month

HAI Module

Locations	UTI
Facility-wide Inpatient (FacWIDEIn)	<input checked="" type="checkbox"/>

LabID Event Module

Locations	Specific Organism Type	Lab I
Facility-wide Inpatient (FacWIDEIn)	CDIF - C. difficile	

Prevention Process Measure Module

Locations	Hand Hygiene	Gown and Gloves Use
Facility-wide Inpatient (FacWIDEIn)	<input checked="" type="checkbox"/>	<input checked="" type="checkbox"/>

Edit Monthly Reporting Plan

Mandatory fields marked with *

Facility ID *: Angela LTCF Test Facility (39455)
Month *: June
Year *: 2018

No Long Term Care Facility Component Modules Followed this Month

Option to Edit plan

Remember to **SAVE**
your edits

Lets Review 1: Based on this reporting plan, what modules and events will this facility report for April, 2018?

Facility ID *: Angela LTCF Test Facility (ID 39455) ▼

Month *: April ▼



Year *: 2018 ▼

No Long Term Care Facility Component Modules Followed this Month

HAI Module


	Locations	UTI
	Facility-wide Inpatient (FacWIDEIn) ▼	<input checked="" type="checkbox"/>

LabID Event Module

	Locations	Specific Organism Type	Lab ID Event All Specimens
	Facility-wide Inpatient (FacWIDEIn) ▼	CDIF - C. difficile ▼	<input checked="" type="checkbox"/>
	Facility-wide Inpatient (FacWIDEIn) ▼	MRSA - MRSA ▼	<input checked="" type="checkbox"/>

Add Row Clear All Rows Copy from Previous Month

Prevention Process Measure Module

	Locations	Hand Hygiene	Gown and Gloves Use
	Facility-wide Inpatient (FacWIDEIn) ▼	<input checked="" type="checkbox"/>	<input checked="" type="checkbox"/>

A. UTI only

 B. UTI, LabID (CDI and MRSA), and Prevention Process Measures (hand hygiene and gown/glove use)

C. All Modules, all events

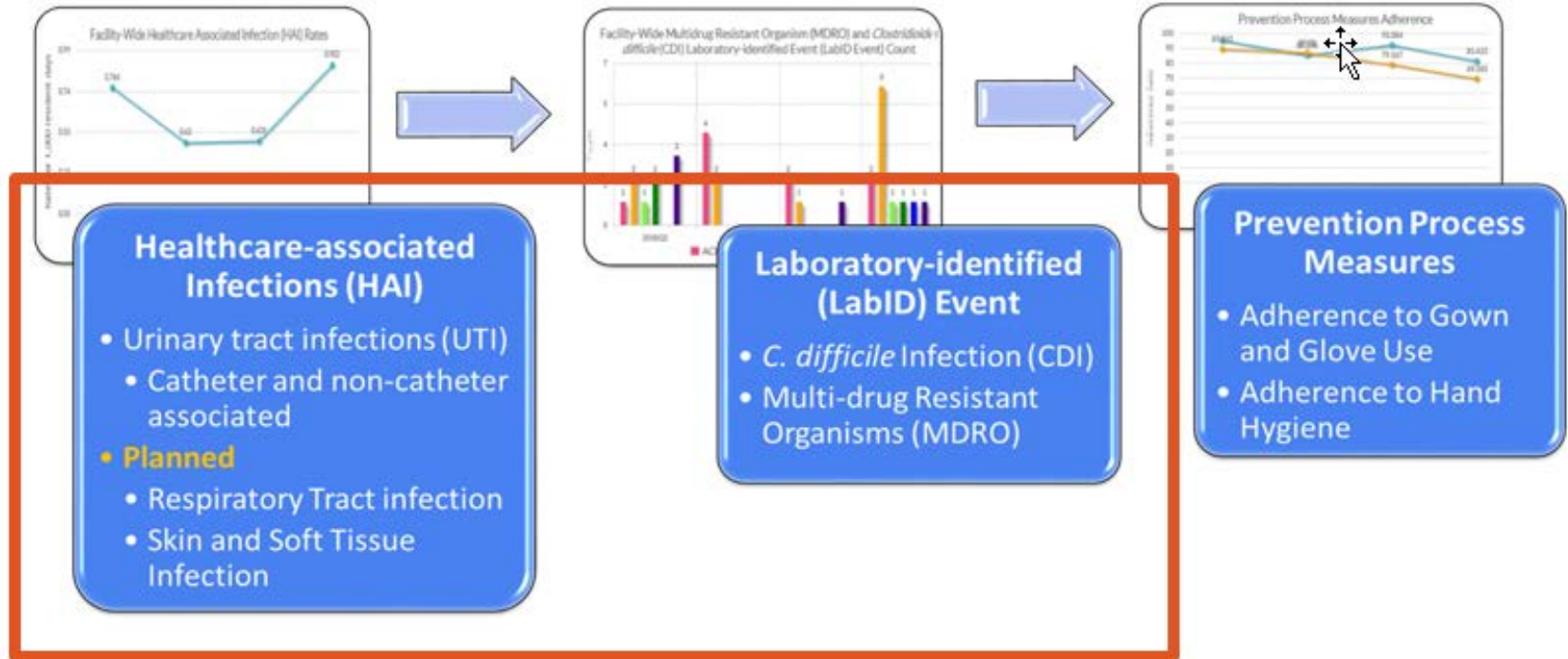
**Submit Resident
Infection EVENT DATA**

**Identify and submit resident level
HAI UTI and/or LabID event data to
the NHSN.**

***Note: This step is dependent on which
modules a facility is participating
during a given month.***



Two Modules for Reporting Infection Events



Resources on the Long-Term Care Facility Home Page

- Protocols
- Forms and form instructions
- Frequently Asked Questions
- Trainings
- Data Validation
- Archived newsletters and e-mail communications
- LTCF Component Manual

The screenshot displays the 'LONG-TERM CARE FACILITY COMPONENT MODULES' section, which includes three main categories: *C. difficile* Infection (CDI) and Multidrug-resistant Organisms (MDRO), Urinary Tract Infections (UTI), and Prevention Process Measures (Hand Hygiene, Gloves and Gown Use Adherence). Below this, the 'TRAINING & EDUCATION' section features the 'LTCF Component Manual' and 'Training Materials'. The 'RESOURCES' section includes 'Frequently Asked Questions' and 'Newsletters & Archived Communications'. At the bottom, a section titled 'Resources for NHSN Users Already Enrolled' lists several categories: Training, Protocol, Data Collection Forms and Instructions, Supporting Material, Analysis Resources, and FAQs. Blue arrows point to the 'LTCF Component Manual' in the Training & Education section and the 'Protocol' category in the NHSN Users section.

<https://www.cdc.gov/nhsn/ltc/index.html>

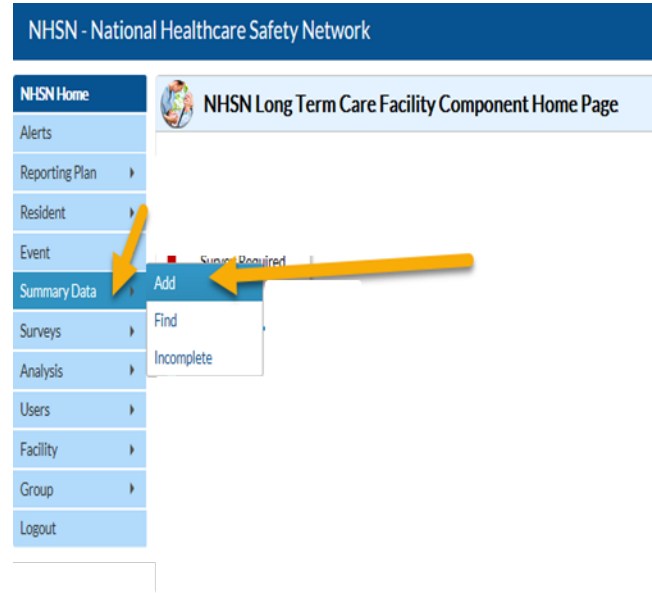
**Submit monthly summary data
for each month under
surveillance, even if no events
were reported for that month.**

**Submit MONTHLY
SUMMARY DATA**



Submit MONTHLY SUMMARY DATA to NHSN

- Referred to as denominator data
- At the end of the month, enter monthly total denominator data into the NHSN application
 - Unless otherwise stated, best practice is to have monthly events and summary data complete by the end of the following month !
 - *Example: have June data submitted by the end of July*
- Required even if no events were identified during the month
- Locate 'Summary Data' on left-hand navigation Bar, and then 'ADD'



Submitting MONTHLY SUMMARY DATA in NHSN

- NHSN Home
- Alerts
- Reporting Plan
- Resident
- Event
- Summary Data
- Surveys
- Analysis
- Users
- Facility
- Group
- Logout

Add Monthly Summary Data

Mandatory fields marked with *
Fields required for record completion marked with **

Facility ID: Angela LTCF Test Facility (39455)
Month: January
Year: 2017

Denominators for Long Term Care Locations

Location Code	Total Resident Days	Urinary Catheter Days	Report No UTI	New Antibiotic Starts for UTI Indication	Number of Urine Cultures Ordered	Custom Fields
Facility-wide Inpatient (FacWIDEIn)	300*	200*	<input checked="" type="checkbox"/> **	10*	50*	

MDRO & CDI LabID Event Reporting

Location Code	MISA	VRE	Cephal-Klebsiella	CRE-EcoRI	CRE-Enterobacter	CRE-Klebsiella	C. difficile	MDR-Acinetobacter	Custom Fields
Facility-wide Inpatient (FacWIDEIn)	<input checked="" type="checkbox"/>	<input type="checkbox"/>	<input type="checkbox"/>	<input type="checkbox"/>	<input type="checkbox"/>	<input type="checkbox"/>	<input checked="" type="checkbox"/>	<input type="checkbox"/>	

LabID Event (All specimens) Report No Events

Prevention Process Measures

Location Code	Hand Hygiene		Gown and Gloves	
	Performed	Indicated	Used	Indicated
Facility-wide Inpatient (FacWIDEIn)	100*	122*	230*	300*

 [View Monthly Reporting Plan](#)

Monthly Summary Page
Pre-populates based on
facility selections in the
Monthly Reporting Plan

Mandatory fields marked with *

Facility ID: Angela LTCF Test Facility (39455)
Month: January
Year: 2017

No Long Term Care Facility Component Modules Followed this Month

HAI Module

Locations	UTI
Facility-wide Inpatient (FacWIDEIn)	<input checked="" type="checkbox"/>

LabID Event Module

Locations	Specific Organism Type	Lab ID Event All Specimens
Facility-wide Inpatient (FacWIDEIn)	CDIF - C. difficile	<input checked="" type="checkbox"/>
Facility-wide Inpatient (FacWIDEIn)	MRSA - MRSA	<input checked="" type="checkbox"/>

Prevention Process Measure Module

Locations	Hand Hygiene	Gown and Gloves Use
Facility-wide Inpatient (FacWIDEIn)	<input checked="" type="checkbox"/>	<input checked="" type="checkbox"/>

Lets Review 2: Based on the below Monthly Summary Data, what modules and events did the facility commit to participate on the Monthly Reporting Plan for March, 2018?

Add Monthly Summary Data

Mandatory fields marked with *

Fields required for record completion marked with **

Facility ID *:

Month *:

Year *:

Denominators for Long Term Care Locations


- No long term care locations selected on monthly reporting plan

MDRO & CDI LabID Event Reporting

Location Code			Specific Organism Type							
			MRSA	VRE	CepHR-Klebsiella	CRE-Ecoli	CRE-Enterobacter	CRE-Klebsiella	C. difficile	MDR-Acinetobacter
	Resident Admissions: <input type="text"/> *									
	Resident Days: <input type="text"/> *	LabID Event (All specimens)	<input checked="" type="checkbox"/>	<input type="checkbox"/>	<input type="checkbox"/>	<input type="checkbox"/>	<input type="checkbox"/>	<input type="checkbox"/>	<input checked="" type="checkbox"/>	<input type="checkbox"/>
<input type="checkbox"/> Facility-wide Inpatient (FacWIDEIn)	<input type="text"/> *	Report No Events	<input type="checkbox"/> **	<input type="checkbox"/>	<input type="checkbox"/>	<input type="checkbox"/>	<input type="checkbox"/>	<input type="checkbox"/>	<input type="checkbox"/> **	<input type="checkbox"/>
	Number of Admissions on C. diff Treatment: <input type="text"/> *									

Prevention Process Measures

- No long term care locations selected on monthly reporting plan

- A. All modules, all events
-  B. MRSA and CDI LabID events
- C. CDI and all MDRO LabID events

Optional Data Collection Forms

- CDC 57.139: MDRO and CDI LabID Event Reporting Monthly summary Data for LTCF**
 - Resembles Summary Data page in the NHSN application
 - Specific to LabID Event reporting (CDI and/or MDRO)
 - Total counts only
- CDC 57.142: Denominators for LTCF**
 - Optional worksheet for the month to collect MDRO, CDI, and/or UTI denominator data
 - Daily counts that must be summed at the end of the month

Forms and Table of Instructions (TOIs) available under *Data Collection Forms* at: <https://www.cdc.gov/nhsn/ltc/cdiff-mrsa/index.html>

**MDRO and CDI LabID Event Reporting
Monthly Summary Data for LTCF**

Page 1 of 1
*required for saving **conditionally required based upon monitoring selection in Monthly Reporting Plan

Facility ID #: _____ *Month: _____ *Year: _____ *Location Code: _____

*Resident Days: _____ *Resident Admissions: _____ **Number of Admissions on C. diff Treatment: _____

LabID Event Reporting								
Specific Organism Type	MRSA	VRE	CephR-Klebsiella	CRE-E. coli	CRE-Enterobacter	CRE-Klebsiella	MDR-Acinetobacter	C. difficile
LabID Event (All specimens)	<input type="checkbox"/>	<input type="checkbox"/>	<input type="checkbox"/>	<input type="checkbox"/>	<input type="checkbox"/>	<input type="checkbox"/>	<input type="checkbox"/>	<input type="checkbox"/>
Report No Events	<input type="checkbox"/>	<input type="checkbox"/>	<input type="checkbox"/>	<input type="checkbox"/>	<input type="checkbox"/>	<input type="checkbox"/>	<input type="checkbox"/>	<input type="checkbox"/>

Custom Fields (Optional)

Label _____

Data _____

Denominators for LTCF

Page 1 of 1
*required for saving

Facility ID: _____ *Location Code: _____ *Month: _____ *Year: _____

Date	*Number of residents	*Number of residents with a urinary catheter	*New antibiotic starts for UTI indication	*Number of urine cultures ordered	*Number of admissions	Number of admissions on C. diff treatment
1						
2						
3						
4						
5						
6						

Form Approved
OMB No. 0920-0666
Exp. Date: 11/30/2019
www.cdc.gov/nhsn

**Resolve outstanding alerts to
improve the quality of your data!**

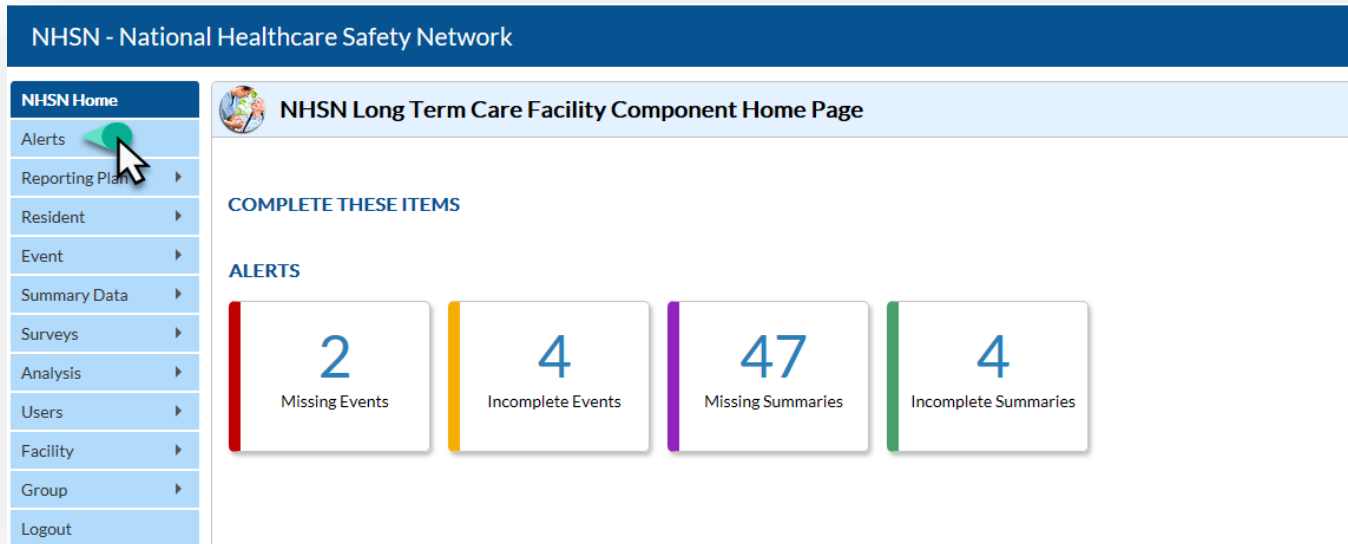
***Note: Data are not considered as
complete and will not be included in
analysis reports until all alerts for
the month are resolved.***

**Data Quality Checks
RESOLVE ALERTS**



Alerts !

- Alerts remind users of outstanding issues that impact data quality.
- Alerts must be resolved each month for data analysis function to be accurate.
- Found on the Home Page, or by clicking on the 'Alerts' tab on the sidebar.



The screenshot displays the NHSN Long Term Care Facility Component Home Page. The page features a dark blue header with the text "NHSN - National Healthcare Safety Network". On the left, there is a sidebar with a dark blue header "NHSN Home" and a list of menu items: Alerts, Reporting Plan, Resident, Event, Summary Data, Surveys, Analysis, Users, Facility, Group, and Logout. The "Alerts" item is highlighted with a green circle and a mouse cursor. The main content area has a light blue header with a globe icon and the text "NHSN Long Term Care Facility Component Home Page". Below the header, there is a section titled "COMPLETE THESE ITEMS" and a sub-section titled "ALERTS". The "ALERTS" section contains four cards, each with a large number and a label: "2 Missing Events" (red bar), "4 Incomplete Events" (yellow bar), "47 Missing Summaries" (purple bar), and "4 Incomplete Summaries" (green bar).

Alert Type	Count
Missing Events	2
Incomplete Events	4
Missing Summaries	47
Incomplete Summaries	4

Alerts !

- When an alert category is selected all occurrences will be listed on a separate page for selection
- Each occurrence will need to be resolved in order for alert category to clear

Incomplete/Missing List

Missing Events Incomplete Events **Missing Summary Data** Incomplete Summary Data

Alert categories from previous page

In-plan locations with no associated summary data.

Month/Year	Alert Type	Event Type
09/2015	Events but no LTC Denominators	UTI Add Summary
01/2016	Events but no LTC Denominators	UTI Add Summary
07/2016	Events but no LTC Denominators	UTI Add Summary
09/2016	Events but no LTC Denominators	UTI Add Summary
12/2015	No Summary Form	UTI Add Summary
02/2016	No Summary Form	UTI Add Summary
03/2016	No Summary Form	UTI Add Summary
05/2016	No Summary Form	UTI Add Summary
08/2016	No Summary Form	UTI Add Summary
10/2016	No Summary Form	UTI Add Summary

Log-out of the NHSN application before closing your browser

The screenshot displays the NHSN application interface. At the top left is the CDC logo with the text "Centers for Disease Control and Prevention" and "CDC 24/7: Saving Lives, Protecting People™". At the top right is the NHSN logo with the text "National Healthcare Safety Network". Below the logos is a blue navigation bar with the text "NHSN - National Healthcare Safety Network". On the right side of this bar, the user's name "AANTILA" and facility "Angela LTCF Test Facility" are displayed. A dropdown menu is open, showing the user's name and facility, followed by a welcome message: "Welcome AANTILA, Angela LTCF Test Facility (ID: 39455), LTCF component". Below the welcome message are several menu items: "NHSN Home", "My Info", "Contact us", "Help", and "Log Out". The "Log Out" option is highlighted with a yellow box and a yellow arrow pointing to it from the right. On the left side of the interface, there is a sidebar menu with the following items: "NHSN Home", "Alerts", "Reporting Plan", "Resident", "Event", "Summary Data", "Surveys", "Analysis", "Users", "Facility", "Group", and "Logout". The "Logout" option at the bottom of this sidebar is also highlighted with a yellow box and a yellow arrow pointing to it from the left. The main content area of the page is titled "NHSN Long Term Care Facility Component Home Page" and contains the text "COMPLETE THESE ITEMS".

LTCF Home Page

<https://www.cdc.gov/nhsn/ltc/index.html>

Additional Resources

NHSN Manual: Biovigilance Component Protocol April 2018  [PDF – 1 MB]

Healthcare Personnel Safety Component Manual  [PDF – 1 MB]

Long-term Care Facility Manual 2019  [PDF – 4 MB]

2019 NHSN Patient Safety Component Manual 

LONG-TERM CARE FACILITY COMPONENT MODULES

Click on each module to access relevant training, protocols, data collection forms, supporting materials, analysis resources, and FAQs.

C. difficile Infection (CDI) and Multidrug-resistant Organisms (MDRO)

Urinary Tract Infections (UTI)

Prevention Process Measures
Hand Hygiene, Gloves and Gown Use Adherence

TRAINING & EDUCATION



LTCF Component Manual

A single document combining all LTCF protocols, data collection forms, form instructions, and other resources



Training Materials

NHSN LTCF annual training materials, videos, and presentations



Educational Roadmap

Kick start your training with an overview of the LTCF component

RESOURCES



Frequently Asked Questions

Questions and answers categorized by topic



Newsletters & Archived Communications

Archived newsletters and email communications



Data Validation Guidance

LTCF guidance and resources for internal and external data validation, including relevant archived protocols and trainings

HEALTHCARE PERSONNEL VACCINATION COMPONENT

Long-term facilities are also eligible to report to the Healthcare Personnel Vaccination Component. The component allows facilities to monitor influenza vaccination coverage of personnel.

[View enrollment information and resources.](#)

LTCF ENROLLMENT



New to NHSN? Enroll here

Enrollment for nursing homes, assisted living and residential care, chronic care facilities and skilled nursing facilities.

QUESTIONS?