






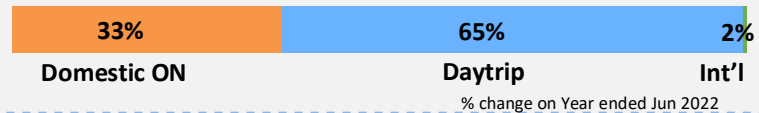
\$48.6 Billion
Visitor Spend

 **95.8%**




105.4 Million
Visitors to NSW

 **57.3%**



182.7 Million
Visitor Nights

 **71.6%**



Highlights

- NSW remains number one in Australia for total volume of international and domestic overnight and day trip visitors, nights and expenditure.
- Sydney leads the other capital cities in terms of total visitors, nights and expenditure.
- Regional NSW (RNSW) leads regional Australia in share of total visitors (33%).
- Regional NSW has the lion's share of all visitors, nights and expenditure to NSW.

Share of Australian total

Spend


30%

Visitors


31%

Nights



31%

Share of NSW total

Spend


Sydney **46%**
RNSW **54%**

Visitors


Sydney **36%**
RNSW **65%**

Nights


Sydney **48%**
RNSW **52%**