

Financial market participants as users of economic statistics

18 April 2012 – ECB Conference

Natacha Valla

natacha.valla@gs.com

33(1)4212-1343

Who uses economic statistics in financial markets?

- **A rhetorical question: virtually everyone!**
 - Economic Research
 - Strategists
 - Traders / Sales
 - Asset managers
- **For which purposes?**
 - *Not* academic research
 - Cyclical analysis (timeliness, leading properties)
 - Inference about future market trends
 - Structural themes / longer-term trends (accuracy, reliability)
 - Identify and characterise structural shifts
 - Understand institutions/policies



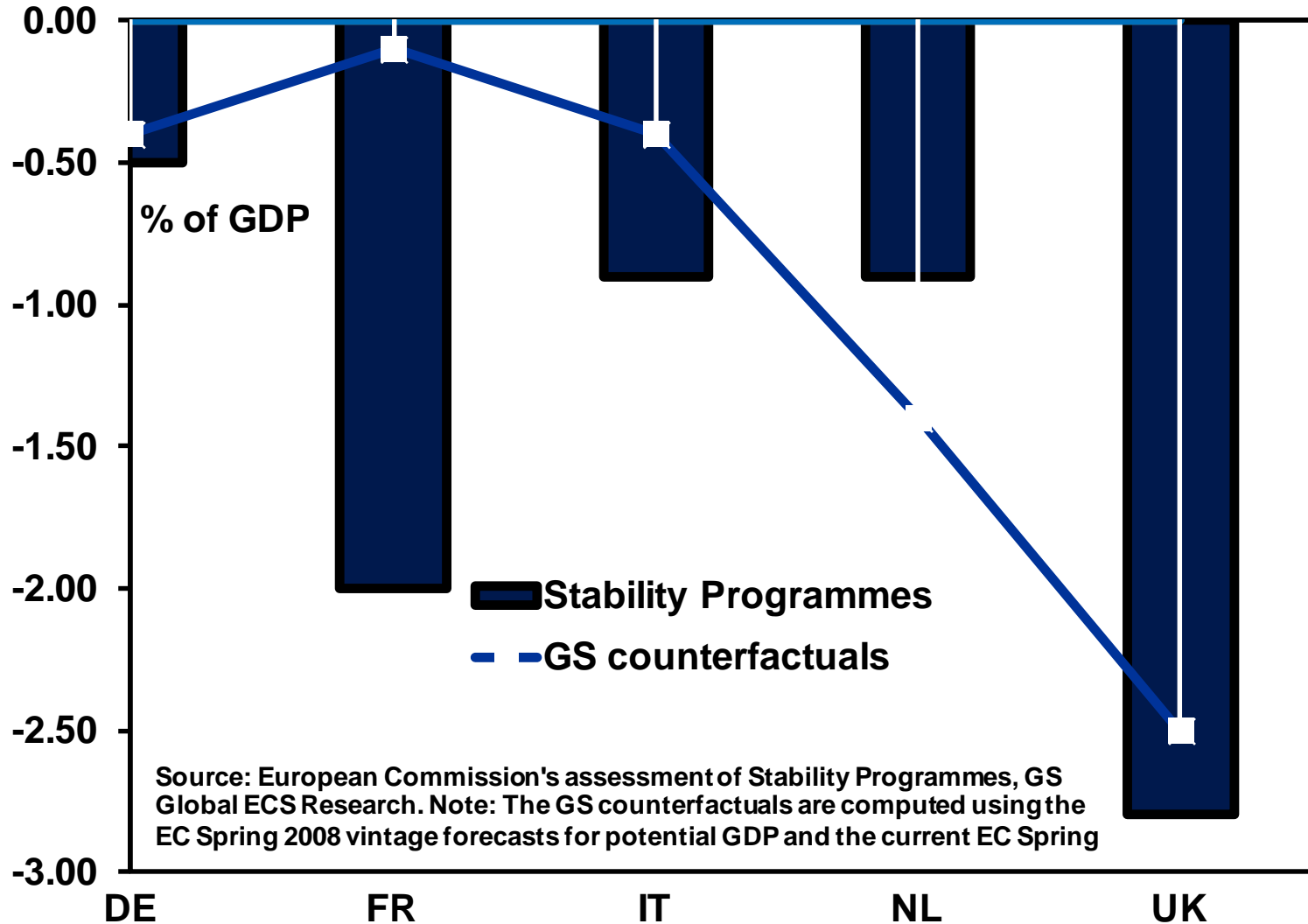
What the crisis has changed: Identifying needs

1. **Public Finances Statistics** ←
2. **Monetary Policy Statistics** ←
3. **« Structural Reforms » Statistics** ←

1. Public Finances Data More Caution Moving Forward

- **The crisis set a precedent**
 - Revisions: what do they mean?
 - New market effort on proprietary tools to assess public finances
 - Need « reliable » numbers, in particular if politically sensitive (independence)
- **Next: thinking about the perimeter of the public sector**
 - Manage expectations on possible « surprises » associated with ESA95 revisions
- **Do not overestimate market expertise on public sector accounting**
 - National accounting *versus* Maastricht accounting (mandate)
 - Some concepts are key, eg. structural deficits (impartiality, comparability)

Example: high uncertainty about potential output and structural deficits



2. Data on Structural Reforms

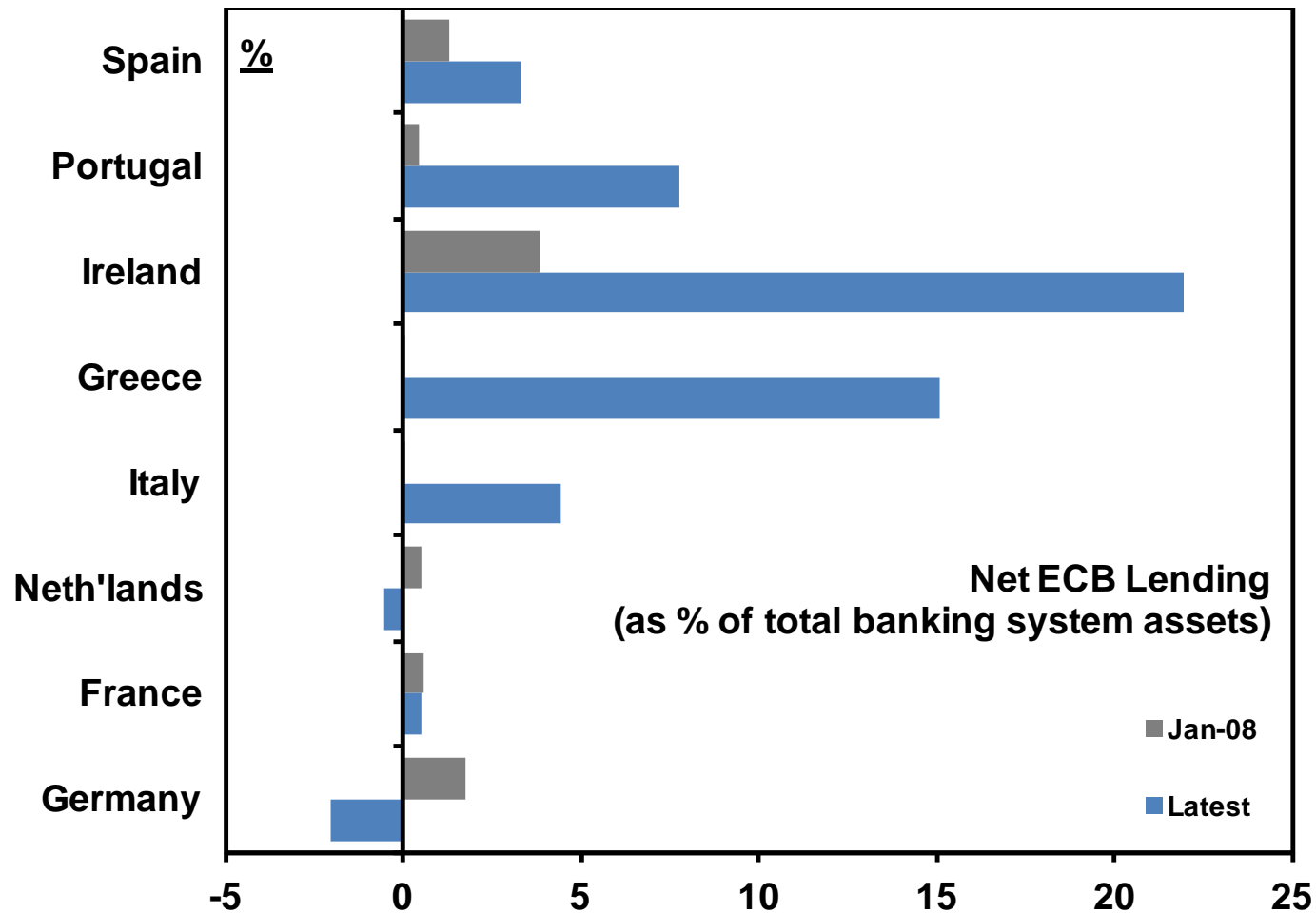
- **A natural follow-up to the crisis**
 - During crisis: fiscal adjustment = main market focus
 - Post-crisis: monitoring corrections to macroeconomic imbalances
 - Macroeconomic Imbalance Procedure Scoreboard*: welcome! (also as monitoring device for the « external world »)
- **Next: which data to assess the success of « structural reforms »?**
 - Markets questioning the « low frequency » of fiscal variables (!) (timeliness)
 - Issue: how to monitor progress + effects of structural reforms via high(er) frequency synthetic indicators? (mandate, methodology, comparability)

* Current account balance, Net international investment position, Real effective exchange rate (REER), Share of world exports, Nominal unit labour cost, House price developments, Private sector credit flow, Private sector debt, General government debt, Unemployment rate. <http://europa.eu/rapid/pressReleasesAction.do?reference=STAT/12/25&type=HTML>

Central Banks Statistics More Information Moving Forward

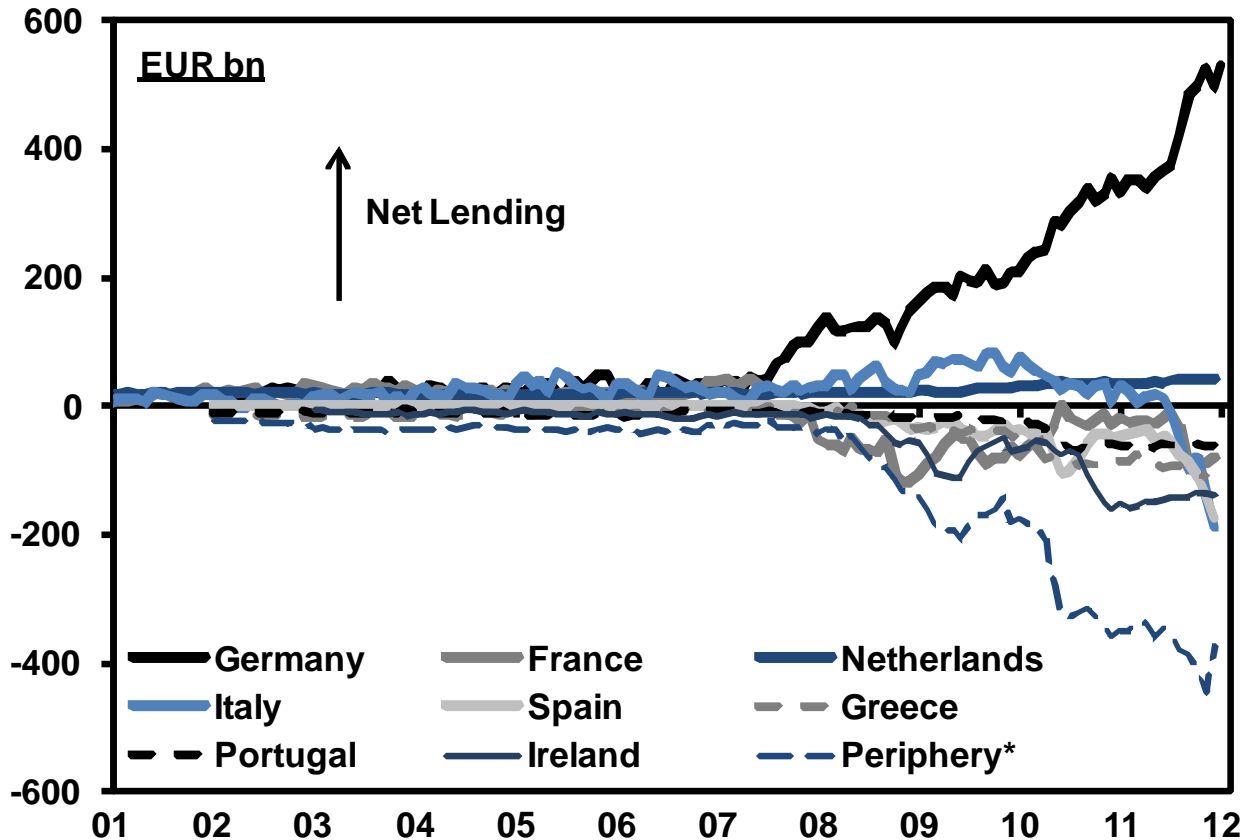
- **A whole set of new « relevant » dimensions**
 - Generally: Central Bank balance sheets
 - Collateral at refinancing operations (confidentiality issue)
 - Intra-ESCB allocation of operations, collateral, risk (accessibility)
 - P&L distribution ECB/ESCB/Governments

Example: banks' dependence on Central Bank lending by country



Source: National Central Banks

Example: intra-Eurosystem cross-country (im)balances



* Greece, Ireland, Portugal, Spain. Source: Haver Analytics

Disclaimer

I, Natacha Valla, hereby certify that all of the views expressed in this report accurately reflect personal views, which have not been influenced by considerations of the firm's business or client relationships.

Global product; distributing entities

The Global Investment Research Division of Goldman Sachs produces and distributes research products for clients of Goldman Sachs, and on a global basis. Analysts based in Goldman Sachs offices around the world produce equity research on industries and companies, and research on macroeconomics, currencies, commodities and portfolio strategy. This research is disseminated in Australia by Goldman Sachs Australia Pty Ltd (ABN 21 006 797 897); in Brazil by Goldman Sachs do Brasil Banco Múltiplo S.A.; in Canada by Goldman Sachs & Co. regarding Canadian equities and by Goldman Sachs & Co. (all other research); in Hong Kong by Goldman Sachs (Asia) L.L.C.; in India by Goldman Sachs (India) Securities Private Ltd.; in Japan by Goldman Sachs Japan Co., Ltd.; in the Republic of Korea by Goldman Sachs (Asia) L.L.C., Seoul Branch; in New Zealand by Goldman Sachs New Zealand Limited; in Russia by OOO Goldman Sachs; in Singapore by Goldman Sachs (Singapore) Pte. (Company Number: 198602165W); and in the United States of America by Goldman Sachs & Co. Goldman Sachs International has approved this research in connection with its distribution in the United Kingdom and European Union.

European Union: Goldman Sachs International, authorized and regulated by the Financial Services Authority, has approved this research in connection with its distribution in the European Union and United Kingdom; Goldman Sachs AG, regulated by the Bundesanstalt für Finanzdienstleistungsaufsicht, may also distribute research in Germany.

General disclosures

This research is for our clients only. Other than disclosures relating to Goldman Sachs, this research is based on current public information that we consider reliable, but we do not represent it is accurate or complete, and it should not be relied on as such. We seek to update our research as appropriate, but various regulations may prevent us from doing so. Other than certain industry reports published on a periodic basis, the large majority of reports are published at irregular intervals as appropriate in the analyst's judgment.

Goldman Sachs conducts a global full-service, integrated investment banking, investment management, and brokerage business. We have investment banking and other business relationships with a substantial percentage of the companies covered by our Global Investment Research Division. SIPC: Goldman, Sachs & Co., the United States broker dealer, is a member of **SIPC** (<http://www.sipc.org>).

Our salespeople, traders, and other professionals may provide oral or written market commentary or trading strategies to our clients and our proprietary trading desks that reflect opinions that are contrary to the opinions expressed in this research. Our asset management area, our proprietary trading desks and investing businesses may make investment decisions that are inconsistent with the recommendations or views expressed in this research.

We and our affiliates, officers, directors, and employees, excluding equity and credit analysts, will from time to time have long or short positions in, act as principal in, and buy or sell, the securities or derivatives, if any, referred to in this research.

This research is not an offer to sell or the solicitation of an offer to buy any security in any jurisdiction where such an offer or solicitation would be illegal. It does not constitute a personal recommendation or take into account the particular investment objectives, financial situations, or needs of individual clients. Clients should consider whether any advice or recommendation in this research is suitable for their particular circumstances and, if appropriate, seek professional advice, including tax advice. The price and value of investments referred to in this research and the income from them may fluctuate. Past performance is not a guide to future performance, future returns are not guaranteed, and a loss of original capital may occur. Fluctuations in exchange rates could have adverse effects on the value or price of, or income derived from, certain investments.

Certain transactions, including those involving futures, options, and other derivatives, give rise to substantial risk and are not suitable for all investors. Investors should review current options disclosure documents which are available from Goldman Sachs sales representatives or at <http://www.theocc.com/publications/risks/riskchap1.jsp>. Transaction costs may be significant in option strategies calling for multiple purchase and sales of options such as spreads. Supporting documentation will be supplied upon request.

In producing research reports, members of the Global Investment Research Division of Goldman Sachs Australia may attend site visits and other meetings hosted by the issuers the subject of its research reports. In some instances the costs of such site visits or meetings may be met in part or in whole by the issuers concerned if Goldman Sachs Australia considers it is appropriate and reasonable in the specific circumstances relating to the site visit or meeting.

All research reports are disseminated and available to all clients simultaneously through electronic publication to our internal client websites. Not all research content is redistributed to our clients or available to third-party aggregators, nor is Goldman Sachs responsible for the redistribution of our research by third party aggregators. For all research available on a particular stock, please contact your sales representative or go to www.gs.com

Disclosure information is also available at <http://www.gs.com/research/hedge.html> or from Research Compliance, 200 West Street, New York, NY 10282.

© 2012, The Goldman Sachs Group, Inc. All Rights Reserved.

No part of this material may be (i) copied, photocopied or duplicated in any form by any means or (ii) redistributed without the prior written consent of The Goldman Sachs Group, Inc.