

Mukand, Sharun; Rodrik, Dani

Working Paper

The Political Economy of Liberal Democracy

CESifo Working Paper, No. 6433

Provided in Cooperation with:

Ifo Institute – Leibniz Institute for Economic Research at the University of Munich

Suggested Citation: Mukand, Sharun; Rodrik, Dani (2017) : The Political Economy of Liberal Democracy, CESifo Working Paper, No. 6433, Center for Economic Studies and ifo Institute (CESifo), Munich

This Version is available at:

<https://hdl.handle.net/10419/161872>

Standard-Nutzungsbedingungen:

Die Dokumente auf EconStor dürfen zu eigenen wissenschaftlichen Zwecken und zum Privatgebrauch gespeichert und kopiert werden.

Sie dürfen die Dokumente nicht für öffentliche oder kommerzielle Zwecke vervielfältigen, öffentlich ausstellen, öffentlich zugänglich machen, vertreiben oder anderweitig nutzen.

Sofern die Verfasser die Dokumente unter Open-Content-Lizenzen (insbesondere CC-Lizenzen) zur Verfügung gestellt haben sollten, gelten abweichend von diesen Nutzungsbedingungen die in der dort genannten Lizenz gewährten Nutzungsrechte.

Terms of use:

Documents in EconStor may be saved and copied for your personal and scholarly purposes.

You are not to copy documents for public or commercial purposes, to exhibit the documents publicly, to make them publicly available on the internet, or to distribute or otherwise use the documents in public.

If the documents have been made available under an Open Content Licence (especially Creative Commons Licences), you may exercise further usage rights as specified in the indicated licence.

The Political Economy of Liberal Democracy

Sharun W. Mukand, Dani Rodrik

Impressum:

CESifo Working Papers

ISSN 2364-1428 (electronic version)

Publisher and distributor: Munich Society for the Promotion of Economic Research - CESifo GmbH

The international platform of Ludwigs-Maximilians University's Center for Economic Studies and the ifo Institute

Poschingerstr. 5, 81679 Munich, Germany

Telephone +49 (0)89 2180-2740, Telefax +49 (0)89 2180-17845, email office@cesifo.de

Editors: Clemens Fuest, Oliver Falck, Jasmin Gröschl

www.cesifo-group.org/wp

An electronic version of the paper may be downloaded

- from the SSRN website: www.SSRN.com
- from the RePEc website: www.RePEc.org
- from the CESifo website: www.CESifo-group.org/wp

The Political Economy of Liberal Democracy

Abstract

We distinguish between three sets of rights – property rights, political rights, and civil rights – and provide a taxonomy of political regimes. The distinctive nature of liberal democracy is that it protects civil rights (equality before the law for minorities) in addition to the other two. When democratic transitions are the product of a settlement between the elite (who care mostly about property rights) and the majority (who care mostly about political rights), they generically fail to produce liberal democracy. This is because the minority has neither the resources nor the numbers to make a contribution to the settlement. We develop a formal model to sharpen the contrast between electoral and liberal democracies and highlight circumstances under which liberal democracy can emerge. We show that liberal democracy requires quite special circumstances: mild levels of income inequality as well as weak identity cleavages. We provide some evidence consistent with this result, and also present a new classification of countries as electoral or liberal democracies.

JEL-Codes: P480.

Sharun W. Mukand
Department of Economics
University of Warwick
United Kingdom – Coventry CV4 7AL
s.mukand@warwick.ac.uk

Dani Rodrik
John F. Kennedy School of Government
Harvard University
USA – Cambridge, MA 02138
dani_rodrik@harvard.edu

Revised March 2017

The first draft of this paper was written at the Institute for Advanced Study (IAS), to which we are grateful for support. We also thank members of the IAS School of Social Science lunch table for useful discussions, as well as Tim Besley, Carles Boix, William Ferguson, Sumon Majumdar, Jan-Werner Müller, Ira Katznelson, and commentators at presentations at Northwestern, London School of Economics, the NBER, Brown, and WINIR-Rio for helpful suggestions and Tejas Ramdas for research assistance. Three referees and an editor have provided comments that significantly improved the paper.

I. Introduction

Democratic rule has never been so prevalent. Since the fall of the Berlin Wall in 1989, the number of democracies has risen rapidly and cross-national tabulations suggest that, for the first time in history, more countries now qualify as democracies than as non-democracies (Figure 1).

While the spread of democracy is something to cheer about, it is clear that not all democracies provide the full panoply of rights that we associate with the established, Western model of liberal democracy. Consider some examples from the OECD club of democracies. In Hungary, “Roma and other minorities have become frequent targets of harassment and of hate speech.” In Croatia, the judicial system not only “moves slowly,” but “displays an institutional bias in favor of ethnic Croat suspects.” Israel exhibits a wide range of civil-rights violations “related to minority rights such as those accorded non-Jewish citizens, particularly Arab citizens, women’s rights, and regarding civil protest.” In Mexico, “in practice the Mexican military and other security forces are notorious for breaching human rights and the courts do not provide adequate protection.” In Turkey, “the rights of the defense, lengthy pre-trial detention and excessively long and catch-all indictments” constitute major problems facing opponents of the government and members of the Kurdish minority.¹ Elsewhere, in countries such as Bolivia, Ghana, or Indonesia, rights violations may be even more blatant, even though elections remain in principle free and competitive.

In these and many other countries, harassment of political opponents, censorship or self-censorship in the media, and discrimination against minority ethnic or religious groups run rampant. In other words, many democracies allow political competition and generally fair elections, but do not protect the civil rights of minority and other groups not in power. We shall call regimes such as these -- that hold regular elections but routinely violate rights -- “electoral democracies.”² We distinguish these from “liberal democracies” where rights are protected more comprehensively.

To operationalize our approach, we begin by disaggregating the full set of rights we associate with modern capitalist democracies into its three components: property rights, political rights, and civil rights. We define these as follows:

¹ The quotes come from the 2014 Civil Rights and Political Liberties Report (Bertelsmann Stiftung 2014).

² Fareed Zakaria coined the term “illiberal democracy” for political regimes such as these (Zakaria 1997). More recently, political scientists Steve Levitsky and Lucan Way (2010) have used the term “competitive authoritarianism” to describe what they view as hybrid regimes between democracy and autocracy. Zakaria and others note that democracy developed in Western Europe out of a liberal tradition which emphasized individual rights and placed limits on state coercion. In Britain, France, Germany, and the United States, mass franchise arrived only after liberal thought had become entrenched. Most of the world’s new democracies, by contrast, emerged in the absence of a liberal tradition and did little to foster one. As the shortcomings of these democracies have become more evident, it has become commonplace to talk about a “democratic recession” (Diamond 2015). See also Guriev and Treisman (2015) who draw attention to the propensity of contemporary authoritarian regimes to simulate the features of democracy while blatantly manipulating elections and repressing the media.

- Property rights protect asset holders and investors against expropriation by the state or other groups.
- Political rights guarantee free and fair electoral contests and allow the winners of such contests to determine policy subject to the constraints established by other rights.
- Civil rights ensure equality before the law – i.e. non-discrimination in the provision of public goods such as justice, security, education and health.

This disaggregation allows us to provide an analytical taxonomy of political regimes, distinguishing not only between electoral and liberal democracies, but many other regime types as well. We classify political regimes according to which (combination) of these rights are provided. In many dictatorships, it is only the property rights of the elite that are protected. Classical liberal regimes protect property and civil rights, but not necessarily electoral rights. Electoral democracies protect property and political rights, but not civil rights. Liberal democracies protect all three sets of rights.

We take the main distinctive feature of a liberal regime to be the restraints placed on those in power that prevent discrimination against minorities and ensure equal treatment. The restraints can be legal or administrative; they can be maintained by constitutional strictures or self-enforcing agreements. What matters is that these checks, which we label “civil rights” for short, are effective in practice. In our formal model we shall operationalize a liberal regime’s non-discrimination constraint as a requirement of equal treatment by the state in public goods provision in different domains – legal, religious, educational, and so on. Our focus is squarely on these missing restraints – the relative weakness of civil rights – in illiberal electoral democracies.³

We argue that the failure to protect minority rights is a readily understood consequence of the political logic behind the emergence of democracy. What requires explanation is not the relative paucity of liberal democracy, but its existence – rare as it may be. The surprise is not that few democracies are liberal, but that liberal democracies exist at all.

As we show in our model, each set of rights has a clear, identifiable beneficiary. Property rights benefit primarily the wealthy, propertied elite. Political rights benefit the majority – the organized masses and popular forces. And civil rights benefit those who are normally excluded from the spoils of privilege or power – ethnic, religious, geographic, or ideological minorities.

³ There is no single definition of liberalism. Historically liberalism grew out of opposition to royal privilege and to discrimination against religious minorities. Most definitions emphasize that in a liberal democracy there are built in protections for the individual/minority against the tyranny of the ruler (the sovereign or the electoral majority, as the case may be). Classical liberals such as John Stuart Mill were preoccupied with the “tyranny of majority” that they feared electoral democracies would produce. The notion of “civil rights” is equally slippery, and the distinction between civil rights and civil liberties is not always clear. We hope to evade such definitional controversies in this paper by being very clear and transparent in what we mean by treatment of civil rights, and hence liberal democracy.

When the propertied elite can rule on their own they establish an autocracy that protects their (property) rights and little else. This has been the usual outcome throughout the long arc of history. Mass democracy, on the other hand, requires the emergence of organized popular groups that can challenge the power of the elites. In the 19th and 20th centuries, processes such as industrialization, world wars, and de-colonization led to the mobilization of such groups. Democracy, when it arose, was typically the result of a quid pro quo between the elites and the mobilized masses.⁴ The elites acceded to the masses' demands that the franchise be extended (usually) to all males regardless of property qualifications. In return, the newly enfranchised groups accepted limits on their ability to expropriate property holders. In short, electoral rights were exchanged for property rights.⁵

The defining characteristic of this political settlement is that it excludes the main beneficiary of civil rights – the dispossessed minorities – from the bargaining table. These minorities have neither resources (like the elite) nor numbers (like the majority) behind them. So they do not have something to bring to the table, and cannot make any credible threats.⁶ The political logic of democratization dictates the provision of property and political rights, but not civil rights. As we formalize in our framework, the provision of civil rights is costly to the majority and largely unnecessary for the elite (who can pay for their own collective goods by extracting a surplus from the masses). Therefore the political settlement is one that favors electoral democracy over liberal democracy.

By distinguishing explicitly among three sets of rights and their beneficiaries, our framework helps explain why liberal democracy is such a rare beast. But liberal democracies do exist, and the question is how they can ever be sustained in equilibrium. We discuss several circumstances that can mitigate the bias against civil rights in democracies.

First, there may not be a clear, identifiable cleavage – ethnic, religious, or otherwise – that divides the majority from the minority. In highly homogenous societies, the “majority” derives few benefits from excluding the “minority” from public goods and suffers few costs from providing equal access. This may account for the emergence of liberal democracy, for example, in Sweden during the early part of the 20th century or in Japan and South Korea more recently.

⁴ There is an alternative strand of theorizing that views democratization as the result of inter-elite bargaining. For a recent model in that tradition that addresses a puzzle similar to ours – why and when do we get a “minimal” democracy characterized by competitive elections only – see Bidner, Francois and Trebbi (2015).

⁵ This is essentially the account of the emergence of democracy that is provided, for example, in Acemoglu and Robinson (2009). See also Dahl (1971), Przeworski (1991), Rueschemeyer, Stephens, and Stephens (1992), and Boix (2003) among others. In some of these works, the pact is implicit. Once the franchise is extended to the masses, there must be limits to how much the majority can redistribute to itself; otherwise the tendency would be for the elite to be fully expropriated.

⁶ Of course, an ethnic or religious minority may also constitute an elite insofar as it is wealthy and has access to greater resources. So a minority need not always be powerless, a possibility that our framework permits by considering both an elite/non-elite cleavage and a majority/minority cleavage, and allowing for a possible overlap between the two.

Second, the two cleavages that distinguish the majority from the minority and the elite from the non-elite may be in close alignment. In such a case, the elite will seek both property and civil rights as part of the political settlement with the majority. Think, for example, of the position of the white minority government in South Africa prior to the transition to democracy in 1994.

Third, the majority may be slender and need the support of the minority to mount a serious challenge to the elite. Or there may be no clear-cut majority, with society characterized by a preponderance of cross-cutting cleavages.⁷ In these cases, repeated game incentives may ensure that each group recognizes the rights of others in return for its rights being protected by them. Lebanon's "consociational" democracy may have been an example of this, before differential population growth and outside intervention upset the pre-existing balance of power among different religious denominations.

Saying more requires a specific model of democratic transition, which we develop in section III. As the examples above make clear, there are two societal cleavages that play a crucial role in our story. First, there is the divide between the propertied elite and the poor masses. This is largely an economic divide and is determined by the division of land, capital and other assets in society, as well as access to the opportunities for accumulating those assets. Standard class-based accounts of the dynamics of political regimes emphasize primarily this cleavage. Second, there is a cleavage between what we call a majority and a minority. This particular divide may be identity based, deriving from ethnic, religious, linguistic, or regional affiliations. Or it may be ideological – as with secular modernizers versus religious conservatives in Turkey, and Western-oriented liberals versus traditionalists in Russia. (We will call this second cleavage an "identity" cleavage for short, but it should be kept in mind that the relevant majority-minority cleavage will run often on ideological lines.) These two cleavages may align (as they did in South Africa), but more often than not, they will not. Their divergence is what allows us to make an analytical and substantive distinction between electoral and liberal democracy.⁸

In our formal model, the majority-minority split exerts a variety of influences on the prospects for liberal democracy. First, and most crucially, it makes the majority favor electoral over liberal democracy. By discriminating against the minority, the majority can enjoy more public goods for itself. But there are effects that go in the opposite direction too. Under some circumstances, the split can make the elite favor liberal democracy. We identify two such consequences. First, the elite may support liberal democracy when the income/class cleavage is very deep. This is because the rate of taxation is generally lower under liberal democracy: the

⁷ The role of cross-cutting cleavages in promoting tolerance was discussed in Lipset's (1959) classic piece on the social preconditions of democracy.

⁸ In this paper we take the two cleavages as given and treat them parametrically. But we are well aware that class and identity cleavages are both at least partly "socially constructed," and can be primed or manipulated for political ends. Therefore, groups' perceptions of where their interests lie can be endogenous to the political game. A companion paper (Mukand and Rodrik 2016) formally models the role of ideas (cues, narratives, worldviews, etc.) in shaping politically relevant cleavages. See also Rodrik (2014).

majority reaps fewer benefits from redistributive taxation when they have to share public goods with the minority. Second, when the elite's identity aligns with that of the minority, the elite have a direct stake in civil rights too. These channels can produce a rich mix of results.

In the benchmark version of our model, we show that liberal democracy requires quite special circumstances: mild levels of income inequality as well as weak identity cleavages. This is so despite the fact that we give the elite "agenda-setting" power by allowing it to move first and force the majority to move second. When the class or the identity cleavage is large, either the elite or the majority (or both) prefer alternative political regimes, and the prospects of liberal democracy are thwarted.

The main innovation in our paper is to unpack the concepts of "democracy" and "liberalism" and to give civil rights an analytical standing co-equal to property rights and political rights. The conventional treatment of democracy in the political economy literature focuses on the conflict between a wealthy elite and the organized masses (see for example Przeworski, 2005 or Acemoglu and Robinson, 2009). This approach tends to bundle civil rights with political rights. It provides an explanation for the origins of electoral democracy, but has little to say on the provision of civil rights, when it takes place.⁹ Standard accounts of the emergence of liberalism, on the other hand, tend to bundle civil rights with property rights (as in Marshall 1949 or Fawcett 2014). They evade the puzzle of why a society run by liberal elites would provide broad civil rights when the beneficiaries of such rights are predominantly among the non-elites. The weakness of the political legs on which civil rights rest has been obscured by both kinds of bundling. In both cases, the result has been the failure to ask the question, "where do civil rights come from?"

Another contribution of the paper is that we provide a parsimonious taxonomy of political regimes, both democratic and non-democratic. We accomplish this by distinguishing among three groups (elite, majority, minority) and three kinds of rights (property, political, civil) associated with various modes of taxation and public-goods provision (who determines the tax rate, who pays the taxes, and how the public good is targeted). These distinctions allow us to capture a wide variety of outcomes. The resulting taxonomy should be of independent interest, beyond our focus on liberal democracy. We also introduce new quantitative measures of political and civil rights, based on raw scores from the Freedom House (2005), which allow a clearer distinction between electoral and liberal democracies than existing indicators.

There is a very large literature on distributional, ethnic and other cleavages in society as drivers of political conflict. Indeed the entire political economy field can be said to revolve around such divisions. As we noted previously, the revolutionary threat posed by poor masses to the rich, propertied elite figures prominently in the standard account of the rise of democracy. Meltzer and Richards' (1981) classic paper linking income inequality to redistributive taxation has been qualified, refined, and extended in many directions (see

⁹ As Acemoglu and Robinson note (2009, 26), in their framework a transition to democracy "shifts future political power away from the elite to the citizens, thereby creating a *credible commitment to future pro-majority policies*" (emphasis in the original). Pro-majority policies, by their very nature, will discriminate against powerless minorities.

Dalgaard and Hansen 2013, and references therein). The relationship between ethnic fractionalization and the provision of public goods has been examined by Posner (2005), Baldwin and Huber (2010), and Alesina et al. (2016), Hodler et al (2016) among others. Caselli and Coleman (2013) link the salience of ethnic cleavages as an axis of conflict to the fact that ethnicity can act as a marker that distinguishes winners and losers of a conflict, enabling the safeguarding of the spoils for the former. Ethnic divisions as an instigator of societal conflict are a common theme running through the popular literature as well.¹⁰

The outline of the paper is as follows. We first present our taxonomy of political regimes, based on the three-fold distinction of rights we just discussed (section II). We next sketch a simple formal framework to help us think through the circumstances under which liberal democracy, as distinct from illiberal or electoral democracy, becomes politically sustainable (sections III and IV). We then provide some indicators of civil and political rights and a new classification of countries into electoral and liberal democracies (section V). This section also provides some statistical evidence broadly in line with our framework's implications as well as some country illustrations. We provide concluding remarks in section VI.

II. A Taxonomy of Political Regimes

We define liberal democracy as a regime in which civil rights are provided in addition to electoral and property rights. We model civil rights in turn as the non-discriminatory provision of public goods. We interpret the relevant public goods broadly, including justice and free-speech rights as well as education, health, and infrastructure. What sets liberal democracy apart from electoral democracy in our framework is that an elected government cannot discriminate against specific individuals or groups when it administers justice, protects basic rights such as freedom of assembly and free speech, provides for collective security, or distributes economic and social benefits.

Our treatment has the advantage that it provides a tractable approach for modeling liberal democracy and distinguishing it from other political regimes. Thinking of liberalism broadly as non-discrimination allows us to sidestep debates about what are the "essential" characteristics of liberalism. The principle of non-discrimination captures a substantial number of liberalism's characteristics, even if not all of them.

More specifically, our public good framework can be given concrete meaning in a number of different ways. Rights of habeas corpus for an individual or aggrieved minority imply non-discrimination in the administration of justice. Equal access to education, as in black students being allowed to attend schools in Alabama in the 1960s, requires non-discrimination in education. Equal access by, say, South African blacks, to parks or public transport implies non-discrimination in public infrastructure. Protecting the freedom of expression of a minority

¹⁰ For example, Chua's (2003) influential book argues that the spread of market capitalism around the world has resulted in income disparities aligning with ethnic differences, resulting in political conflict and violence against ethnic minorities.

(e.g. press freedom for Kurdish newspapers in Turkey) is tantamount to non-discrimination in speech rights. Our formulation is general enough to encapsulate individual and minority rights – insofar as an individual constitutes a minority group of size one. Furthermore, it is sufficiently flexible that it can be applied to different country, cultural and historical contexts. We recognize that some elements of civil rights, such as free speech and freedom of assembly, may not fit comfortably under this definition. We do not claim that our treatment is exhaustive. Just as the median voter theorem fails to capture certain aspects of electoral democracy, our notion of equal-provision of public goods may miss aspects of liberal democracy. Our only claim is that we are capturing an essential element.

Our distinction between electoral and liberal democracies relies on the presumption that free and fair elections – the hallmark of electoral democracy – can be separated from equal treatment and non-discrimination – the hallmarks of liberalism. It is possible to have one without having the other. This presumption can be criticized. It may be difficult at times to disentangle certain civil rights from political rights. In particular, it can be argued that elections cannot be entirely fair when the capacity of citizens to participate and compete in elections is constrained – indirectly – by restrictions on their civil rights. Citizens who are deprived of, say, adequate educational opportunities or the protections of the rule of law cannot be effective participants in electoral contests.

This criticism has some validity. But we take it as a caution about the fuzziness in practice between electoral and liberal democracies, rather than an objection that renders our distinction between the two regimes entirely invalid. Obviously, when discrimination in the provision of basic public goods is so extreme that it tilts the electoral playing field decisively in the direction of some groups, one cannot talk of democracy of any kind. But to require equality of access across the full range of public goods as a precondition for free and fair elections would also set too high a threshold. We treat electoral democracy as a particular kind of flawed democracy, where the electoral majority gets to trample on the rights of the minority.

We now describe our taxonomy. We shall distinguish among different types of political regimes, based on the combinations of property/political/civil rights that are provided. For simplicity, let us assume that we can treat each of these rights in a binary, all-or-none fashion; they are either protected or not. This gives us eight possible combinations in all, shown in Table 1.

A regime in which none of these rights is protected is either a personal dictatorship, or an anarchy where the state has no authority (box 1). If property rights are protected but there are no political or civil rights, the regime is under the control of an oligarchic elite and can be described as a right-wing autocracy (box 5). A regime that provides political rights but not property or civil rights would be controlled by the effective majority, resembling perhaps Marx's dictatorship of the proletariat (box 2). A regime that provides only civil rights, on the other hand, is hard to imagine – the only box for which we are at a loss for label (box 3).

Consider now political regimes that provide two out of our three sets of rights. When property rights are missing but political and civil rights are provided (box 4), we get a democratic version

of communism – what Marx had in mind for the long run (even though communist regimes turned out quite differently in practice). When political rights are missing but property and civil rights are protected (box 7), we have what we might call a “liberal autocracy.” Until the extension of the franchise to most males in the late 19th century, Britain stood as an example of this type of regime. There are few, if any contemporary variants (see below). When civil rights are missing but property and political rights are protected, we have electoral or illiberal democracies. As we argued in the introduction, a large share of today’s democracies, particularly in the developing world, are in this category. Finally, a political regime that provides all three sets of rights is a liberal democracy (box 8). Our focus will be on the circumstances that permit the emergence of this kind of regime, as distinct from electoral democracies.

III. A Formal Framework

We will distinguish between three groups in society:

1. A propertied elite;
2. A majority;
3. A minority (ethnic, linguistic, regional, ideological).

These group divisions are a consequence of two kinds of cleavages in society. One cleavage separates the wealthy (propertied) elite from the non-elite. This is essentially an economic or class divide. The second cleavage separates the majority from the minority on the basis of some salient identity marker. This marker may relate to ethnicity, religion, language, region, or ideology. Obviously, there may be more than one such cleavage. But we shall focus on a single identity cleavage, distinct from class/income, to keep things tractable. We will call these two the class and identity cleavages, for short. The identity cleavage can align or cut across the class cleavage: the elite may share an identity with either the majority or the minority.

What we shall show is that (a) the depth of these cleavages and (b) the magnitude of relative numbers on either side have a direct bearing on the sustainability of different types of political regimes.

We proceed as follows in this section. First, we present the utility functions of the three groups, lay out the basic structure of the economy, and describe the nature of public goods and their finance. Next, we describe our assumptions about how allocation decisions (on taxes and public-goods provision) are made in different political regimes. Using these two building blocks, we then derive analytically the payoffs that the groups receive under each regime. We will discuss the equilibrium selection of political regimes – that is, how society ends up in one particular political regime – in the next section (section IV).¹¹

¹¹ Our framework bears some surface resemblance to Besley and Persson (2011), who study a model with two groups – the government and opposition – and analyze the equilibrium determination of different forms of violence – repression versus civil war. Besley and Persson’s treatment of “repression” as the one-sided infringements of human rights of government opponents represents an extreme form of our violation of minority rights. Also, as in the present paper, their government controls fiscal instruments, which can be of the

(a) The basics

We label the three groups in society with the subscript i , with i taking one of the three possible values e (elite), a (majority), and b (minority). Members of each group derive utility from their (after-tax) income y_i and from consuming a public good π_i .

$$(1) \quad u_i = y_i + \pi_i.$$

We normalize the economy's total output to 1, with the pre-tax/transfer shares of the elite and non-elite given by α and $(1-\alpha)$, respectively. Total population is assumed to equal a mass of $1+\epsilon$, where the elite constitute a minority ϵ of the population but control more than half of pre-tax/transfer output ($\alpha > \frac{1}{2}$). The non-elite have mass of 1 and are split between a majority and a minority, with population shares n and $(1-n)$, respectively ($n > \frac{1}{2}$).¹² In the absence of any taxes or transfers, $y_e = \alpha$ and $y_a = y_b = (1 - \alpha)$. The gap between α and $\frac{1}{2}$ is a measure of the class (income) cleavage.

We model the identity cleavage by assuming groups exhibit differences in the type of public good they prefer. The type of public goods is indexed by $\theta \in [0,1]$. The three groups' ideal types are given by $\theta_i, i \in [e, a, b]$. The utility derived from the public good thus depends both on the aggregate expenditure on it and on the type of public good that is provided.

There is a deadweight loss associated with the provision of public goods, which increases with the level of expenditures and the gap (from the perspective of each group) between the type that is provided and the preferred type. Denoting total expenditure on the public good by r , the utility derived from the public good is thus expressed as follows:

$$(2) \quad \pi_i = r - \{1 + |\theta_i - \theta|\} \frac{\gamma}{2} r^2,$$

where γ parameterizes the magnitude of the deadweight loss relative to the direct benefits associated with public goods provision. Note that deadweight loss is minimized, but not eliminated, when $\theta = \theta_i$. We shall normalize the majority's preferred public good by taking $\theta_a = 1$.

(b) Allocation decisions in different political regimes

A political regime allocates power across the three groups and defines the institutional constraints on policy. In particular, the political regime in place determines (i) how the public good is financed (whether through general taxation or the extraction of a surplus from the non-

redistributive or public-goods types. Our paper differs in that we have three players. Further, we are interested in characterizing the variety of peaceful political equilibria rather than varieties of violence.

¹² We note a sleight of hand that simplifies our exposition in what follows. Technically, in all our subsequent computations we need to divide total elite income α by its mass $\epsilon > 0$. It is convenient for expositional purposes to assume this mass ϵ is arbitrarily close to (but less than) one, though the median voter remains a member of the majority non-elite (which has mass of one).

elite), (ii) the level of expenditures on the public good, and (iii) the type of public good provided. This specification provides us with a parsimonious framework to distinguish between different kinds of democracies and non-democracies.

In a right-wing autocracy, political power rests with the elite who make all these decisions: they can extract resources from the non-elite (while avoiding being taxed) and they can set the level and type of spending on public goods to maximize their utility. In a liberal autocracy, the elite remain in the driving seat, but they cannot discriminate against any particular group either in terms of taxation or the nature of public good provided. In an electoral democracy, it is the majority's prerogative to select an economy-wide tax rate. And the majority can also choose the type of public good, disregarding the minority's wishes completely. In a liberal democracy, the majority retains control over the tax rate, but they cannot discriminate against the minority. Accordingly, they provide a public good which lies somewhere in between the majority and minority's ideal types. Other details about the political regimes will be provided below.

(c) The payoffs

We now derive the payoffs associated with the political regimes in Table 1 accruing to the three groups, conditional on each regime being an equilibrium. To avoid a tedious exposition, we focus in detail only on regimes in which property rights are protected. We discuss the outcomes in the absence of property rights briefly at the end of the section. The mathematical results for the payoffs are summarized in Table 2.

Consider first the right-wing autocracy case (box 5 in Table 1). This is the regime in which property rights are the only rights protected. We assume the elites can extract a share α of the non-elites' pre-transfer income $(1 - \alpha)$, for a total expenditure on public goods of $r = \sigma(1 - \alpha)$. They can also select their preferred type of public good, $\theta = \theta_e$. The rate of extraction σ is determined by maximizing the elite's utility function $u_e^{RA} = \alpha + \sigma(1 - \alpha) - \frac{\gamma}{2}(\sigma(1 - \alpha))^2$ (where *RA* stands for "right-wing autocracy").¹³ This yields

$$(3) \quad \sigma^{RA} = \frac{1}{\gamma(1-\alpha)}.$$

Substituting this expression back in u_e^{RA} gives us

$$(4) \quad u_e^{RA} = \alpha + \frac{1}{2\gamma}.$$

The non-elites are excluded from public goods in this political regime. It is only their income that is affected, which is reduced by the amount extracted by the elites:

$$(5) \quad u_a^{RA} = u_b^{RA} = (1 - \alpha) - \frac{1}{\gamma}.$$

Move next to the electoral democracy case (box 6). The level and type of public-goods provision are now chosen by the majority. Civil rights are not protected, which we model as the majority being free to select public goods targeted solely at their preferences ($\theta = \theta_a = 1$). The minority can be discriminated against by disregarding their public-goods preferences. To finance the expenditure on public goods, the majority in turn set an economy-wide tax rate (τ) by maximizing their utility $u_a^{ED} = (1 - \alpha)(1 - \tau) + \tau - \frac{\gamma}{2}\tau^2$. This yields:

$$(6) \quad \tau^{ED} = \frac{\alpha}{\gamma}.$$

Substituting this back to u_a^{ED} , we get the equilibrium payoff for the majority

$$(7) \quad u_a^{ED} = (1 - \alpha) + \frac{1}{2\gamma}\alpha^2$$

which is clearly larger than in the *RA* regime (eq. [5]).

The payoffs for the other two groups (the elite and the minority) can be solved by substituting (6) into their respective utility functions. This yields the following results:

$$(8) \quad u_e^{ED} = \alpha - (2\alpha - 1)\frac{\alpha}{\gamma} + \frac{\theta_e}{2\gamma}\alpha^2$$

$$(9) \quad u_b^{ED} = (1 - \alpha) + \frac{\theta_b}{2\gamma}\alpha^2$$

We note a couple of things about this equilibrium. First as long as the minority's preferred public good differs from the majority's ($\theta_b < \theta_a = 1$), the minority end up doing worse under *ED* compared to the majority (compare eqs. [9] and [7]). This is the result of the majority discriminating against the minority by disregarding the latter's preferences over the type of public good. The deeper the identity cleavage, measured by $1 - \theta_b$, the higher the cost the minority suffers in the absence of civil rights, defined in this particular way.

Second, the elite suffer two distinct costs in the *ED* equilibrium relative to *RA*. They now both pay net taxes and consume fewer public goods. The first of these effects is captured with the middle term in eq. (8). (Recall that $\alpha > \frac{1}{2}$.) The second effect can be observed by comparing the public-goods terms in eq. (8) and (4).

We now turn to the liberal democracy case (*LD*, box 8). In this equilibrium, the majority can still choose τ freely to maximize their utility, but they cannot discriminate in public-goods provision. We assume that the type of public-good provided lies somewhere between the ideal types of the majority and minority: $\theta = \bar{\theta}$, with $\theta_b < \bar{\theta} < 1$. For example, $\bar{\theta}$ might be a population-weighted average of the two groups' preferences ($\bar{\theta} = n + (1 - n)\theta_b$). Setting $\theta = \bar{\theta}$, the expression for the majority's utility in this case is given by $u_a^{LD} = (1 - \alpha)(1 - \tau) + \tau - \frac{\gamma}{2}\tau^2(2 - \bar{\theta})$. The tax rate that maximizes this is:

$$(10) \quad \tau^{LD} = \frac{\alpha}{\gamma(2 - \bar{\theta})}.$$

Note that $\tau^{LD} < \tau^{ED}$ since the majority now derives fewer benefits from expenditures on public goods, which, in a liberal democracy, they have to share with the minority (cf. eq. [6]).

Plugging (10) in the utility functions of the three groups, we then derive the equilibrium levels of utility of the three groups:

$$(11) \quad u_e^{LD} = \alpha - \frac{(2\alpha-1)\alpha}{(2-\bar{\theta})\gamma} + \frac{3-2\bar{\theta}-|\theta_e-\bar{\theta}|}{2\gamma(2-\bar{\theta})^2} \alpha^2$$

$$(12) \quad u_a^{LD} = (1-\alpha) + \frac{1}{2\gamma(2-\bar{\theta})} \alpha^2$$

$$(13) \quad u_b^{LD} = (1-\alpha) + \left\{ \frac{3-3\bar{\theta}+\theta_b}{2-\bar{\theta}} \right\} \frac{1}{2\gamma(2-\bar{\theta})} \alpha^2$$

These expressions look complicated, but they have straightforward interpretations. First, note that the majority are worse off in the *LD* equilibrium compared to the *ED* equilibrium (compare eqs. [12] and [7]). This is a direct implication of the provision of civil rights to (or sharing of public goods with) the minority in the former case. The presence of a minority reduces the gains to the majority from taxing the elite in *LD*. To that extent it ameliorates class conflict.¹⁴ Second, it can be checked that the minority are better off in the *LD* equilibrium compared to *ED*, for the same reason (eq. [13] versus [9]). The greater the identity cleavage between the majority and the minority ($1 - \theta_b$), the larger are both of these effects.

As for the elite, the movement from electoral to liberal democracy generates two distinct effects. First, there is a beneficial effect from the reduction in the taxes they have to pay. To see this, compare the middle terms in eq. (11) and (8), remembering that $\bar{\theta} < 1$. Second, there is an ambiguous effect arising from the change in the type of public good that is provided (captured by the last terms in eqs. [11] and [8]). If the elites share an identity with the minority, the second effect becomes an unambiguous benefit as well. We can say more about the relative magnitudes of u_e^{LD} and u_e^{ED} by considering two polar opposite cases.

(i) Elites share identity with the majority ($\theta_e = 1$). In this case, the comparison between u_e^{LD} and u_e^{ED} depends on how large the class cleavage is. For relatively mild levels of inequality ($\frac{1}{2} < \alpha < \frac{2}{3}$), $u_e^{LD} < u_e^{ED}$ and elites prefer electoral democracy. When the income/class gap is bigger, $u_e^{LD} > u_e^{ED}$ and elites prefer liberal democracy. The intuition is as follows. When inequality is mild, the elite get taxed relatively little, and the fact that they get their preferred variety of public good in *ED* makes up for the higher tax rate under *LD*. When inequality is high, on the other hand, it is the tax rate that matters more, and the elite would rather have the lower taxes in *LD*, even if that means a more poorly targeted public good.

(ii) Elites share identity with the minority ($\theta_e \ll 1$). Consider an extreme version of this scenario where $\theta_e = 0$. In this case, elites would get no public goods under *ED* at all, so they

¹⁴ There is some literature that discusses how identity cleavages may soften class-based politics: voters who view themselves as members of a particular, say, ethnic group may vote alongside other members of the group, many of whom may also be rich. See Roemer (1998), Shayo (2009), and Huber (2014). In our framework, the causal channel is different, and operates through diminished incentives for public-goods provision.

unambiguously prefer *LD* to *ED*. And this is true regardless of the depth of the class cleavage. More generally, the closer the elite and minority identities are aligned and the deeper the identity cleavage, the more likely that the elites prefer *LD* to *ED*.

So far we have discussed three out of the four regimes in which property rights are protected. The remaining possibility is the combination of property rights with civil rights, a regime that we called “liberal autocracy” (*LA*). In this case, we assume elites are the ones that set the tax/extraction rate (as in *RA*), but they do not exclude non-elites from the benefits of the public good and they tax themselves as the rest of society. The equilibrium tax rate, denoted t , is

$$(14) \quad t^{LA} = \frac{1-\alpha}{\gamma},$$

which is smaller than the extraction rate under right-wing autocracy (*RA*, see eq. [6]). This tax rate is also smaller than the outcome under *ED* (see eq. [6], recalling that $\alpha > \frac{1}{2}$). The associated utility levels for the three groups are

$$(15) \quad u_e^{LA} = \alpha + \frac{(1-\alpha)^2}{2\gamma}$$

$$(16) \quad u_a^{LA} = (1 - \alpha) + \{(3\alpha - 1) - |1 - \theta_e|(1 - \alpha)\} \frac{1-\alpha}{2\gamma}$$

$$(17) \quad u_b^{LA} = (1 - \alpha) + \{(3\alpha - 1) - |\theta_b - \theta_e|(1 - \alpha)\} \frac{1-\alpha}{2\gamma}.$$

The non-elites prefer *LA* to *RA* since they get some public goods in the first case. But from the perspective of the majority *ED* dominates both, since it is the majority that sets the tax rate under *ED*. The best possible outcome for the majority under *LA* occurs in the limit case when the elites and the majority have the same identity ($\theta_e = 1$) and there is perfect equality ($\alpha = \frac{1}{2}$). In that case, it can be checked that the majority do equally well under *ED* and *LA*. But under all other circumstances, $u_a^{ED} > u_a^{LA}$. The gains to the majority from moving from *LA* to *ED* are increasing in the wealth and identity gaps.

Unlike the majority, the minority can be better off under *LA* compared to *ED*. This is because the minority does not do that well with the public good when the majority selects its type and discriminates against the minority. When the identity cleavage runs deep, this raises the possibility that the elite may coopt the minority against the majority and forestall the emergence of democracy (*ED*) by offering *LA* instead.

To complete the description of the various political regimes, we need to specify also what happens when property rights are not protected (boxes 1-4). For purposes of the discussion that follows, we do not need to describe each one of these cases separately. We just need to say something about the payoffs in case the non-elite succeed in expropriating the elite. For concreteness, let us call this the dictatorship of the proletariat case (*DP*). We assume a portion φ of the economy’s productive capacity is destroyed or becomes useless in the process.

Elites' utility is driven to zero, while utility levels for the non-elite depend crucially on the deadweight loss parameter φ :¹⁵

$$(18) \quad u_e^{DP} = 0$$

$$(19) \quad u_a^{DP} = 1 - \varphi$$

$$(20) \quad u_b^{DP} = 1 - \varphi.$$

We now have all the detail we need to compare payoffs across different types of regimes. Where we end up in equilibrium, however, will also depend on the nature of the game being played among the groups and the likelihood that non-elites can successfully expropriate the elite, among other considerations. We discuss these issues in the next section.

IV. Determination of Political Regimes

Our starting point is a status-quo ante with a right-wing autocracy (*RA*) in which elites have property rights and control the polity. Now assume there are structural changes in the economy or technology shocks that make it easier for the majority (either alone or in coalition with a minority) to threaten a revolution against the elite's hold on power. These developments trigger a potential regime change.

Specifically, we assume the number of participants in the revolution must exceed the threshold level $n^* \leq 1$ before a revolution can be launched. We further assume that $(1 - n) < n^*$, so that the minority can never mount a revolution on their own. Once initiated, a revolution has a fixed probability ρ of success. If the revolution is successful, the elites are expropriated and the payoffs are as shown in eqs. (18)-(20). If the revolution is unsuccessful, the majority obtains a utility of 0 (and the elite continue to reap u_e^{RA}). Note that the status quo regime *RA* is the only equilibrium outcome when the expected payoffs from a successful revolution are sufficiently low.

The necessary condition for any regime other than *RA* to emerge in equilibrium is:

$$(21) \quad \rho u_a^{DP} > u_a^{RA}.$$

¹⁵ Note that we posit the payoffs to the majority and the minority to be the same in the DP regime. This appears to be inconsistent with the spirit of the model in view of the incentive of the majority to discriminate against the minority in a DP. However, the reservation level of utility under DP is essentially a normalization. The relative utility levels of the majority and minority under the DP regime do not play a significant role in the results. If the utility of the minority in DP is lower, there would be a larger range of parameter values for which the minority would prefer not join the majority in an attempted revolution. To allow for this, we would need to introduce another parameter in the model. In light of the number of parameters that we already have, we do not feel the gains justify an extra parameter to carry around.

Substituting from (5) and (19), this requires $\rho(1 - \varphi) > (1 - \alpha) - \frac{1}{\gamma}$. When this inequality is violated, non-elites can never credibly threaten to revolt as their expected utility would be reduced relative to the status quo. Higher inequality (i.e., larger α) as well as a lower deadweight cost φ (e.g. organizational cost of revolution) will make revolution more likely. This suggests that the elite is more likely to be willing to abandon *RA* in favor of an alternative regime, when the class/income cleavage is higher.

Consider now the possibilities when equation (21) is satisfied and there is a real prospect of a political transition away from the right wing autocratic status quo. We are interested in examining the circumstances under which electoral and liberal democracy emerges.

Our analysis will be affected by the details of how we specify the game between the various players (e.g. the nature of bargaining, coalition formation and side-payments). In subsection (a) we impose only a minimal structure to analyze the set of feasible political transitions. We demonstrate that under reasonable conditions, the parameter space that yields liberal democracy is narrower than that which generates electoral democracy. In subsection (b) we use a specific game structure to examine political transition under a benchmark set of parameters.

We should state at the outset that our focus is on the constellation of interests that make different regimes possible, rather than on questions of credibility or commitment. Loosely speaking, we assume that any political regime that is feasible ex ante is sustainable ex post – either through repeated game incentives operating in the background or through institution-building that makes departures from political settlements costly. This is not to belittle the importance of credibility and enforcement problems in political agreements. However, these problems are rather transparent in our case, and not much is gained by explicitly formalizing them. In particular, we conjecture that the effect of credibility problems is to undercut liberal democracy further. The majority and the elite always have more power to rewrite the rules ex post. We push such issues aside to examine the set of constitutive agreements that are interest-compatible (even if not always dynamically consistent).¹⁶

(a) Political transitions to democracy: the feasible set

We define a feasible political regime as one that (a) does not violate participation constraints, and (b) is not dominated by an alternative regime that is preferred by both the majority and the elite. The latter condition rules out regime types that are Pareto-inferior from the perspective of the two groups, who can do better by moving to that alternative. We call these the participation and non-Pareto-domination criterion, respectively.

¹⁶ More formally, define δ_{jk} as the dead-weight loss of renegeing on a political regime j that is adopted and replacing it with a political regime k where $j, k \in \{ED, LD, LA\}$. We assume that δ_{jk} is sufficiently large. This assumption has the merit of allowing us to focus in the most transparent manner on the maximal set of parameters under which liberal democracy may emerge.

We need to distinguish between two scenarios. The first is the case where the elite faces a credible threat of revolution from the majority group alone (either because the minority is politically “passive” or too small to matter, i.e., $n \geq n^*$). In the second case a successful revolution requires participation by both the majority and the minority (i.e. $n < n^*$).

(A) $n \geq n^*$

In this case the minority do not have any strategic importance as a driver of political change. It is only the preferences of the elite and majority that count towards any negotiated settlement.¹⁷

The participation constraint implies that the equilibrium regime must yield utilities that are not below the elites’ and majority’s reservation level of utilities. Denoting equilibrium utility with an asterisk, the majority’s participation constraint is simply:

$$(22) \quad u_a^* \geq \rho u_a^{DP}.$$

We can now state:

Proposition 1. When $n \geq n^$, and under the assumption that any political transition satisfies the feasibility restrictions stated above, there exist parameter combinations under which ED will emerge and LD will not. The reverse is not true.*

This proposition formalizes the intuition that LD has more demanding prerequisites than ED. Both the participation constraint and the non-Pareto-domination criterion suggest that electoral democracy is more likely to emerge than liberal democracy in any negotiated political transition.

Consider first the majority group’s participation constraint expressed by eq. (22). Since the majority always prefers ED to LD, the condition is satisfied more easily for ED than it is for LD. In particular, there are parameter combinations such that

$$(23) \quad u_a^{ED} > \rho u_a^{DP} > u_a^{LD}.$$

When these inequalities hold, the majority would reject revolution when it is offered ED but not when it is offered LD. However, it is not possible for the majority’s reservation utility to be bracketed by u_a^{ED} and u_a^{LD} in the opposite direction. So the majority would never reject ED when it is willing to accept LD. This is the first source of the asymmetry between the two regimes.

¹⁷ Our maintained assumption is that the minority is too small/powerless to overthrow the elite on its own. If it were not, then the minority would be effectively transformed into what we call the “majority” in our model. Hence, one way to think of our minority/majority distinction is that it is less about sheer numbers and more about potential threat to the elite. See Besley and Persson (2011) for a model where the “minority” has the potential destabilize the government. In Besley and Persson, this threat can lead to repression by the government, which is costly. In our model, electoral democracy (in which the minority is discriminated against) does not entail any costs to the majority or the elite.

Next consider the non-Pareto-domination criterion. Since ED is the majority's most preferred regime, it can never be Pareto dominated. LD , by contrast, is neither group's most preferred regime. Further, there are parameter combinations under which $u_e^{ED} > u_e^{LD}$ so that the elite prefers ED to LD . This ensures that LD , unlike ED , can be Pareto dominated, and is the second source of asymmetry.

Consider the circumstances under which ED is preferred by the elite to LD ($u_e^{ED} > u_e^{LD}$) and is therefore the Pareto-preferred regime of both the majority and the elite. There are two factors at work that shape elite preferences over this particular choice. First, they get taxed more in ED than in LD . The importance of this effect increases as the class cleavage (measured by α) grows bigger. Second, depending on their identity, they bear a benefit or a cost. When the elite share an identity with the majority ($\theta_e \approx 1$), they do better in ED on account of this effect, as they benefit, along with the majority, from discrimination against the minority in the provision of the public good. Hence, when inequality is not too high and there is no identity cleavage separating the majority from the minority, LD will be strictly dominated by ED .

(B) $n < n^*$

Now the majority needs the minority to tag along in order to induce the elite to accept a regime other than RA . This transforms the minority into a strategic actor, and potentially both sources of asymmetry discussed previously disappear. (The reservation utilities are now different, however, since neither of the non-elites can mount a revolutionary challenge on its own.) We can make two broad generalizations that apply regardless of the game form.

First, the minority has some power now, and this means they are more likely to get an outcome favorable to them. However, and this is the second point, this need not guarantee democracy, liberal or otherwise. The minority is generically better off in LD than in ED . But as we discussed previously, under some conditions they can do even better under LA compared to ED . The deeper the identity cleavage between majority and minority, the more likely is the latter scenario. This creates room for the minority to enter an alliance with the elite as opposed to the majority. In other words, the minority can be co-opted by the elite. This results in LA rather than LD .

These considerations suggest that electoral democracy will emerge in a much wider set of circumstances than liberal democracy. But the precise nature of the equilibrium when the elite and the non-elite are strategic players remains unclear. So we turn now to a simple game where all the key players act strategically and examine the political regimes that arise in equilibrium.

(b) Political transitions and regime selection: a specific game

We retain the structure, the strategy space and the payoffs of the players described in the preceding section. However, for simplicity we focus on the case that is analytically interesting: where we assume that at the beginning of the first period the RA regime is no longer viable, i.e. $\rho u_a^{DP} (= \rho u_b^{DP}) > u_a^{RA} (= u_b^{RA})$. Given this history, the timing is straightforward. In the first period, the elite, observe the prospect of revolution and offer a

regime in the set $\{LA, ED, LD\}$. The majority move next, and they either accept the regime offered, or they mount a revolution. Finally in the third period, the minority gets to make a decision about whether to join the revolution or to stay put. If the majority accepts the offer of the elite, the political regime is adopted. However, if the majority does not accept the political regime on offer, it launches a revolution that is successful with positive probability. In the last period, payoffs of the elite, majority and minority are determined and are described in Table 1.¹⁸ The timing of the game is illustrated in the Figure 6 below.

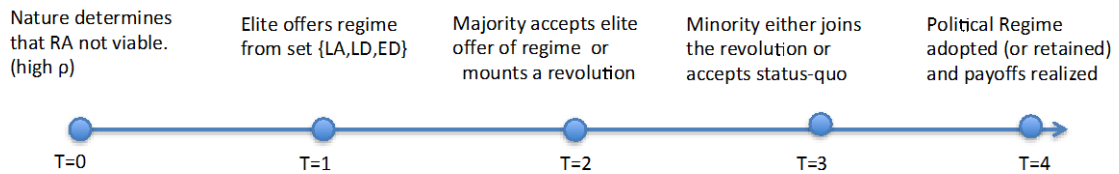


Figure 6. Timing of the Game

This being a finite period sequential game, we solve for the equilibrium backwards. In order to examine as transparently as possible how the equilibrium depends on the interaction of the identity cleavage with the income/class cleavage α , we restrict the parameter space somewhat. In particular, we assume that the elite share an identity marker with the majority ($\theta_e = 1$), while the majority-minority identity cleavage is large ($\theta_b = 0$). We set the type of public good under LD in the mid-point of the range ($\bar{\theta} = 0.5$). Finally, the figures we will use to characterize the equilibria are drawn assuming $\gamma = 2$, $\varphi = 0.3$ and $\rho = 0.5$. Figures (2)-(4) show how the utilities of the three groups vary with α under the selected parameters. We shall use these figures to examine the equilibria for different ranges of the income/class cleavage. This is a useful benchmark that simplifies the characterization of possible equilibria, as we shall see. Other parameter combinations could produce different equilibrium configurations. But the intuition behind other possibilities is easy to develop once we work through this particular case. We shall briefly mention some of the extensions below.

We now solve for the equilibrium backwards, considering the minority's decision in the last period three. We distinguish again between the two cases $n \geq n^*$ and $n < n^*$.

(A) $n \geq n^*$

In the last period, the minority gets to choose whether to join the revolution or not. However, its decision is of no consequence. This is because the majority have the numbers to mount a revolution on their own and the minority's decision affects neither the elite's nor the

¹⁸ For simplicity, we truncate the game at the end of this period. An equivalent assumption is to ensure that δ_{jk} is sufficiently large so as to ensure that there will not be any incentive to renege on any political regime that is adopted in the future.

majority's actions in prior (Remember that $(1 - n) < n^*$). So the equilibrium outcome is invariant to what happens at this last stage.

Moving back one stage, observe that in period two the majority will accept any regime that yields utility higher than its expected utility when it attempts a revolution, $\rho u_a^{DP} = \rho(1 - \varphi)$. This reservation level of utility is shown in Figure 2 by the flat line. When α is beyond a threshold α_a^{max} (around 0.8 in our example), there is no such regime and the game will end in a revolution attempt. In other words, when the income/class cleavage is sufficiently deep, even if the elite were to offer *ED*, this would not satisfy the majority's participation constraint and the majority would be better off trying to mount a revolution.

As we can see from Figure 2, there is a minimum threshold α_a^{min} below which the majority will accept any of the offers in the set $\{LA, ED, LD\}$. Between α_a^{min} and α_a^{max} , there is also an intermediate threshold α_a^{int} which defines the following two additional zones: between α_a^{min} and α_a^{int} , the majority is willing to accept either *LD* or *ED*, but not *LA*; and between α_a^{int} and α_a^{max} , the majority is willing to accept only *ED*.

Now, we move to the first stage of the game where the elite decides on whether to retain the status-quo (*RA*) or introduce a regime change. First, observe that that $u_e^{DP} = 0$ (eq. [18]). Therefore, as long as at least one of the three regimes $\{LA, ED, LD\}$ yield utility to the elite that exceeds $(1 - \rho)u_e^{RA}$, the elite always prefer to stave off revolution by introducing a new political regime. Whether they can successfully do so, however depends, on whether the majority can reap a utility that exceeds its reservation utility under an attempted revolution, ρu_a^{DP} . If such a regime exists, there will not be a revolution attempt on the equilibrium path of the game. Otherwise, the elite cannot prevent a revolution, and with probability ρ the equilibrium ends up in *DP*.

However, if the elite obtains a higher utility from staving off the threat of a revolution, it chooses between the regimes $\{LA, LD, ED\}$ that yields it the greatest utility, given the choices of the majority described above. Note from Figure 4 that the elite always (at least weakly) prefer *LA* to the other two regimes. The ranking of *ED* and *LD* in turn depends on whether α is larger or smaller than the critical level α_e^* . When $\alpha < \alpha_e^*$, the elite prefer *ED* to *LD*. When $\alpha > \alpha_e^*$, the elite's preference switches to *LD*. We note also that $\alpha_e^* < \alpha_a^{min}$ (cf. Figs. 2 and 4). We now turn to the case where $n < n^*$.

(B) $n < n^*$

Working backwards again, the minority gets to make the decision of where or not to join the revolution, if the majority has already launched one. They will do so if and only if they are not offered a regime that improves their utility compared to the expected utility they get under an attempted revolution. And in the previous stage, the majority will launch a revolution only when they know the minority will subsequently join them.

From the perspective of the elite, in the first stage of the game, the constraints are now looser than in the previous case with $n \geq n^*$. That is because the threat of revolution can be

thwarted by offering enough to either the majority or the minority. So the elite will do at least as well here as in the previous case.

Despite these differences, under the parameters we selected – and in particular the assumptions that $\theta_b = 0$ and $\bar{\theta} = 0.5$ – it turns out that the equilibrium is unaffected when the size of the majority falls short of the minimum threshold required for revolution. This is mainly because *LD* and *LA* yield identical payoffs to the majority and minority, eliminating the advantage that the elites would have in general by being able to split the “coalition.” We briefly discuss the details.

Revolution now requires that it be the dominant strategy for both the majority and minority. The range of α for which this is true is given by $\alpha > \max[\alpha_a^{\max}, \alpha_b^{\max}]$. In other words, in general the elite can avoid revolution for a broader range of income/class cleavages. Under our parameters, $\alpha_a^{\max} > \alpha_b^{\max}$, so the operative limit remains the majority’s upper threshold.

At the lower end of the range for α , there is scope for the elite to co-opt the minority by offering *LA*, as we discussed earlier. As can be seen from Figure 3, for $\alpha \leq \alpha_b^{\text{int}}$, this strategy works and prevents the minority from teaming up with the majority. Since liberal autocracy produces identical payoffs to the minority and majority under our parameters, we have $\alpha_b^{\text{int}} = \alpha_a^{\text{min}}$, and the boundary for *LA* remains unchanged as well.

Consider next what happens when $\alpha_b^{\text{int}} < \alpha \leq \alpha_a^{\max}$. Note first that $\alpha_b^{\max} = \alpha_a^{\text{int}}$, as both of these refer to utilities under *LD* where the outcomes are identical for the majority and minority under our parameters. With this in mind, there are two zones in this interval: (i) $\alpha_b^{\text{int}} < \alpha \leq \alpha_b^{\max} = \alpha_a^{\text{int}}$, and (ii) $\alpha_b^{\max} = \alpha_a^{\text{int}} < \alpha \leq \alpha_a^{\max}$. In the first of these, the majority prefers both *ED* and *LD* to revolution, while the minority prefers only *LD* to revolution. In the second, the majority prefers *ED* to revolution, while the minority strictly prefers revolution. The elites will then offer *LD* in the first zone and *ED* in the second.

Hence the equilibrium configuration of the regimes is identical to the previous case, and is as stated in the proposition below. Having described the set of optimal decisions in both the case where $n \geq n^*$ and $n < n^*$, we are now in a position to describe the equilibrium of the game for different parameters. These are summarized in the proposition below.

Proposition 2. Under the sequence of moves described above and the parameter assumptions stated, the equilibrium configuration of the political regimes is as follows:

- (i) when $\alpha \leq \alpha_a^{\text{min}}$, the elite offer *LA* and the majority accepts it;
- (ii) when $\alpha_a^{\text{min}} < \alpha \leq \alpha_a^{\text{int}}$, the elite offer *LD* and the majority accepts it;
- (iii) when $\alpha_a^{\text{int}} < \alpha \leq \alpha_a^{\max}$, the elite offer *ED* and the majority accepts it;
- (iv) when $\alpha > \alpha_a^{\max}$, the majority mount a revolution regardless of what the elite offer.

We now discuss aspects of the above proposition. Since the intuition behind the key tradeoffs is easiest to convey in the case where the minority is a passive player, in what follows

we stick to case (A) above. Here, notice that when the income/class cleavage is large (but not so large as to induce the majority to revolt), we get ED as the equilibrium outcome rather than LD (zone (iii)). This is so even though the elite prefer LD to ED for larger α ($> \alpha_e^*$). In this zone, it is the participation constraint of the majority that binds, and it is their preferences that dictate the outcome. For low α , on the other hand, the elite can get away with LA , and do not need to offer LD .

Hence, the proposition highlights an interesting implication of our analysis. It shows that the region in which LD emerges as an equilibrium is squeezed from below by the availability of LA (which satisfies the elite's incentive constraint) and from above by ED (which satisfies the majority's participation constraint).

We note further that the LD zone is smaller or larger depending on the nature of identity cleavages. In the benchmark case examined here we assumed the elite share an identity marker with the majority ($\theta_e = 1$), while the majority-minority identity cleavage is large ($\theta_b = 0$). Two other cases are particularly relevant, in light of our discussion in the next section.

First, when the elite share an identity with the minority they would prefer LD to ED for a larger share of the parameter space. In Figure 4, α_e^* moves to the left (becomes smaller) as θ_e gets closer to 0. If, for whatever reason, LA is ruled out, this makes LD an equilibrium for lower levels of α than in our benchmark case.

Second, when the identity cleavage between majority and minority gets smaller, the majority's preference for ED over LD becomes weaker. In Figure 2, the LD schedule moves closer to the ED schedule, expanding the zone in which LD is the equilibrium, and shrinking the zone in which ED emerges. In the limit, when $\theta_a = \theta_b = 1$ (no identity difference among the non-elite), the two schedules overlap completely. Both of these cases render LD more likely. *Hence the emergence of liberal democracy requires both mild inequality (low α) and the absence of large identity cleavages (proximity between θ_a and θ_b).*

We do not develop these cases in detail, but we will refer to them when we discuss the historical and country evidence in the next section.

V. Electoral vs. Liberal Democracies: Some Empirics

Our primary objective in this paper is conceptual. But it is useful to take a first pass through the evidence to confirm that our theoretical distinctions have empirical content. We would also like to check whether the data exhibit some of the broad patterns indicated by our approach. In our theoretical discussion we were particularly interested in the conditions that determine the emergence of different types of democracies. Similarly we focus in this empirical section on the distinction between political and civil rights, and electoral and liberal democracies, respectively (narrowing our focus to boxes 5-8 in Table 1).

We will not have much to say about measures of property rights and we will not operationalize distinctions among various types of autocracies. Effectively, we assume that all countries in our sample that provide either political rights or civil rights also provide property rights (implying boxes 2 and 3 in Table 1 are empty). From an empirical standpoint, this entails little loss of generality since these two cells capture two regime types that are virtually non-existent in today's world: "dictatorship of the proletariat" and a configuration that we have not even found an appropriate label for. A second assumption is that countries that provide neither of these two rights can be lumped together—i.e., that right-wing autocracies (box 5) and personal dictatorships (box 1) can be coded similarly. This also seems acceptable since we will not be trying to distinguish between the determinants of these two regime types.

(a) Empirical indicators

Measures of democracy that are currently used in empirical work tend to combine aspects of what we have called political and civil rights (see for example Barro [1996], Boix [2003], Acemoglu et al. [2014]). The two most commonly used indices, the Polity and Freedom House democracy indicators, do make some relevant distinctions. For example, the Polity IV database contains separate measures for "executive constraints" (XCONST) and "regulation of political participation" (PARREG). These map somewhat loosely into our civil and political rights, but the correspondence is weak at best. For example, the constraints covered under XCONST include not just parliaments or the judiciary, but also military elites or "councils of notables" (Marshall et al. 2014, p. 24). Freedom House (FH) makes a distinction between "political rights" and "civil liberties" which is even closer to the one we have in mind here. But here too there are some choices that seem out of place from our perspective. For example, the FH indicator of "political rights" covers corruption and transparency in the operation of the government, while "civil liberties" include questions about property rights and absence of economic exploitation.¹⁹

We construct our own indices of civil and political rights, using the underlying, unpublished FH raw scores that map more directly into our conceptual framework. Our political rights index is the unweighted average of raw FH scores for free and fair elections for executive and legislative elections, respectively (identified as items A1 and A2 in FH tabulations). Our civil rights index is the unweighted average of raw FH scores for the independence of judiciary (F1), rule of law (F2), and equal treatment (F4). We rescale both indices so they range from 0 (minimum rights) to 1 (maximum rights). These raw scores allow us to compute indicators of

¹⁹ A new dataset that has not yet been much exploited in the economics literature is the one put together by the Varieties of Democracy Project (V-Dem, <https://www.v-dem.net/en/>). This project's classification of democracies is perhaps closest in spirit to the one in the present paper. In particular, it explicitly distinguishes between electoral and liberal democracies, providing indices for "electoral" and "liberal" components that are similar in conception to our political and civil rights. An additional advantage of this dataset is that it has good historical coverage, going back to 1900. We leave exploring this dataset to future work.

political and civil rights for 196 countries.²⁰ The specific values of the scores for the entire sample are listed in Appendix Table A.1.

In Figure 5, we show the distribution of these indicators across 196 countries for 2014. The main takeaway from the figure is that the countries tend to do much better in providing political rights than in providing civil rights. In fact, the modal value for political rights is close to 1, while the modal value for civil rights is less than 0.4. (The median values are 0.75 and 0.50, respectively, for political and civil rights.) One implication is that while all countries that do well on civil rights also do well on political rights, the reverse is not true.

We then use a cut-off point of 0.8 to assign countries to different types of democracies. A country where political rights exceed 0.8 but civil rights fall short of that threshold is classified as an electoral democracy. A country which passes the threshold in both political and civil rights is classified a liberal democracy. For 2014, this yields a list of 43 electoral democracies and 47 liberal democracies (see Table A.1). Any numerical threshold is necessarily arbitrary, but the classification is broadly consistent with our priors. We note that all but one of the countries listed as providing civil rights also provide political rights. The sole exception is Monaco, a monarchy without elections but a good record of rule of law and equal treatment. For purposes of the statistical analysis that follows, we shall treat countries that are neither electoral nor liberal democracies as autocracies (combining some of the boxes in Table 1, as previously explained).

Our measure yields roughly similar numbers of liberal democracies as electoral democracies. However, the liberal democracies tend to be the older, better established democracies in our list of countries.²¹ Using Polity IV's measure of the number of years since regime change, the median age of a liberal democracy is 61 years, versus 23 years for electoral democracies. There is in fact only a single liberal democracy in our list that is younger than 20 years, namely Estonia. The vast majority of the newer democracies are electoral democracies.²²

(b) Some cross-national evidence

We carry out two kinds of cross-national exercises with our empirical measures. First, we look at how cleavages relate to the provision of each kind of rights, taking the other type of rights as given. This is meant to gauge cleavages' distinct contributions to each set of rights. Then we relate the cleavages to the probability of achieving electoral versus liberal democracies.

²⁰ We thank Bret Nelson of Freedom House for making available to us the raw scores used in calculating democracy indicators in Freedom House (2005 and various years).

²¹ This suggests that there may be a link between our conception of liberal democracy and what Persson and Tabellini (2009) call "democratic capital." Persson and Tabellini do not distinguish between electoral and liberal variants of democracies, but they do suggest that democracy is built on "a slow accumulation of a stock of civic and social assets." One such asset is the norm of equal treatment and protection of minority rights.

²² One caveat here is that Polity IV does not have values for "durable" for all of our countries.

Our sample includes up to 175 countries in 2010, a year we selected to maximize the sample size. The covariates in each regression are log per-capita GDP and measures of cleavages. We use an ethnic fractionalization index (from Alesina et al. 2003) and the income share of the richest 10% of the population (from World Bank, World Development Indicators).²³ The ethnic fractionalization index has much wider coverage than the income inequality measure, so we run each version of our regression with and without income inequality. Additionally, we create a separate index that takes the value 1 if a country lies in the bottom 25 percentile of the distribution for both measures of cleavages. This dummy variable is intended to identify those countries with the mildest cleavages, and is of particular interest in light of the implications of our theoretical framework.²⁴

The results are shown on Table 3. Consistent with our model, we find that ethnic fractionalization is particularly damaging to the provision of civil rights and the likelihood of liberal democracy (columns 3 and 5). It does not have statistically significant effects on political rights or the likelihood of electoral democracy. As for income inequality, it does not appear to have adverse effects on civil rights or liberal democracy, taken on its own. (Remember that elites may prefer liberal democracy when income inequality is especially high.) In fact, there is some evidence that income inequality increases the likelihood of electoral democracy (column 8).

We obtain perhaps the most interesting results with our dummy variable capturing countries with the smallest cleavages in terms of both income inequality and ethnic fractionalization. As predicted by our model, this dummy has a statistically significant and positive effect on civil rights and the likelihood of liberal democracy (columns 2 and 6). Countries that are most likely to emerge as liberal democracies are those with weak identity cleavages together with mild levels of income inequality. This dummy variable has a negative effect on political rights and the likelihood of electoral democracy; but both effects are statistically significant at the 10 percent level only (columns 4 and 8).

While these are preliminary results, we take them to be supportive of our framework. Clearly electoral and liberal democracies are associated with different patterns of income and identity cleavages, a finding that validates our analytical distinction between these two types of democracies. Moreover, the data are consistent with the model's prediction that high levels of identity cleavages are particularly damaging to civil rights and liberal democracy, as opposed to political rights and electoral democracy. Finally, low income inequality and weak identity cleavages taken together are predictive of civil rights and liberal democracy.

²³ For the top 10% income share we use either 2010 data, or when 2010 data are not available, the most recent available data for the period since 2000.

²⁴ There are 15 such countries in our 2010 cross-section: Albania, Australia, Austria, Germany, Denmark, Finland, France, Hungary, Ireland, Iceland, Japan, Netherlands, Norway, Slovenia, Sweden. Note that South Korea, a country we discuss in the next sub-section as an example of a country with minor cleavages, is not included in the regressions because the World Development Indicators database does not provide income distribution data for that country.

(c) Some history and country vignettes

It is common nowadays to treat “liberal democracy” as a single political package. But its two ingredients have different origins, social bases, and political implications (Plattner 2010, Fukuyama 2014, Ryan 2012). In the West, liberalism preceded the provision of political rights. Early liberals were propertied elites, landed gentry, and wealthy taxpayers whose primary objective was to prevent the crown from exercising arbitrary power over them. It was the rule of law they were after -- not the sharing of power with the masses. Indeed, classical theorists of liberalism were quite nervous about expanding the franchise and worried about its consequences. Government was too important to be left to common people, whose judgment was fickle and untrustworthy.

The fact that early liberals in the West were in large part the wealthy property-owning elite led to the bundling, in the minds of subsequent analysts, of two kinds of distinct rights: property rights and civil rights. This peculiar, and peculiarly British, history does not fit the experience of other, especially non-Western countries very well. In particular, the elite would often turn out to be interested primarily in property rights. Civil rights were for others, chiefly ethnic, religious, or other minorities.

When Western liberals eventually came to accept democracy, it was, as Fawcett (2014) portrays it, a grudging concession. Fawcett writes of the decades between 1880 and 1914 as the period in which liberals made peace with democracy. As part of the compromise, liberals gave their support to the expansion of the franchise. They yielded to popular sovereignty over domains such as education and ethics in which they previously had a monopoly. In return, they hoped that popular forces would accept “liberal limits on the authority of the people’s will” (Fawcett 2014, 144). Thus was born liberal democracy.

However, one of the predictable consequences of mass franchise was that liberals proper lost power to mass based political forces. In Britain the Liberal Party experienced a dramatic decline before World War I as the Labor Party gained ground, and would henceforth be condemned to remain a third party at best.

In other, non-Western parts of the world, mass politics arrived typically as a consequence not of industrialization, but of de-colonization or wars of national liberation. It wasn’t economic change and the rise of factories that spurred social mobilization, but national struggles against colonizers or foreign enemies. So the relevant cleavages were from the very beginning based on ethnicity or nationality rather than class or economic status. This was reinforced by the fact that colonizers had often codified and deepened pre-existing identity cleavages and allied themselves with some, often minority ethnicities against others in order to facilitate their rule.

The nationalist movements of the developing world more or less all claimed to be democratic in some fashion – even those who ascribed explicitly to socialist or communist ideology. But theirs was a democracy that was based largely on identity cleavages. It was explicit about the “people’s” right to rule over ethnic-religious-linguistic minorities or defend

against a presumed external enemy. It was unlikely to promote liberal practices and prone to deteriorate into electoral democracy or worse.²⁵

Against this historical baseline, it is useful to consider some specific examples of liberal democracy in the developing world. Their particular circumstances help underscore the importance of the enabling factors that we have emphasized in the paper.

South Korea. After a brief and troubled experience as a democracy in the 1950s, South Korea was ruled with a firm hand by military dictators throughout the 1960s, 1970, and much of the 1980s. The early to mid-1980s was a period of increasing repression of opposition groups. It was a broad coalition of workers and students that agitated for and eventually obtained democratic elections against that background. A group of labor unions had created a democracy alliance in 1984, and they were subsequently joined by student groups, opposition politicians, and even religious leaders across the spectrum. The democratic transition occurred in 1987, following mass rallies and demonstrations by workers and students.

It is not uncommon for governments to be brought down by mass demonstrations. What is striking is that in the Korean case this produced a political system, which within two decades, was widely recognized as a Western-style liberal democracy. In 2015, the country ranked 25th out of 102 countries in fundamental rights according to the World Justice Project (WJP 2015, 27), ahead of the United States and just behind Chile (see Botero and Ponce 2012 on the WJP methodology). As one analyst has put it, Korea's democratic transition is as miraculous as its economic transformation (Chaibong 2008).

Korea fits rather well in our story. First, it is a country that is remarkably homogeneous in terms of language and ethnicity (if not religion). The main identity cleavage on which the authoritarian regime relied to mobilize domestic support was the military threat posed by the communist regime of North Korea. But the nationalist line lost its appeal over time as a consequence of the differential economic progress of the two halves of the Korean peninsula. Given the gains in the South and the economic decline of the North, the idea that the North posed a serious threat and should be viewed in antagonistic terms became anachronistic over time.

Second, Korea experienced significant industrialization, with more than a quarter of the labor force in manufacturing by 1987. This is reminiscent of the Western experience in the 19th century, where democratic mobilization took place against the background of the Industrial Revolution. The similarity is further highlighted by the fact that workers and labor unions played a leading role in the democracy movement in Korea.

²⁵ Another, more recent trend that weakens the prospects for liberal democracy in the developing world is the onset of premature de-industrialization, as documented in Rodrik (2015).

In sum, we would argue that Korea's liberal democracy has much to do with the relative absence of identity cleavages and the leading role played by the labor movement in mobilizing against the military/industrial elite.

Lebanon. Lebanon may be an odd country to bring up as an example of liberal democracy in view of hard times which have befallen the country's political system. But prior to the civil war, which lasted from 1975 to 1990, it was a model democracy in a region sorely lacking in liberal politics. It could be listed, without any justification of sorts, alongside Switzerland and Austria as a liberal democracy (Lehmbruch 1967) and as a successful example of a "consociational democracy" (Lijphart 1969).

In terms of identity cleavages, Lebanon probably represents the polar opposite of South Korea. It is a mosaic of religions and ethnicities. The country is divided between Christians and Muslims, with each major religion in turn divided among different denominations (Maronite, Greek Orthodox, Shia, Sunni). It has a history of providing each religious community its own autonomy going back to the millet system under the Ottomans. The modern consociational regime was created in 1943 by a national pact between the Muslim and Christian communities. What is distinctive about this regime is that public offices are explicitly apportioned among religious denominations. At the apex of the political system the Presidency was allocated to a Christian Maronite, the Premiership to a Muslim Sunni, and the Speakership to a Muslim Shiite. This principle extended downwards to other government positions.

As Lijphart (1969, 218) noted, a key feature that makes such a regime sustainable is that no single group has a majority and therefore can expect to retain power indefinitely in electoral competition (see also Dixit, Grossman, and Gul 2000 for a formal analysis). Any group that wants access to power must rely on the cooperation and goodwill of at least some of the others. Furthermore, no single group is close to having a majority either. The latter rules out the short-run temptation of manipulating the rules for permanent advantage. The Lebanese example corresponds loosely to the case in our model where the "majority" is not strong enough to attain power and needs the "minority" to go along with it.²⁶ Such cases are generically more conducive to liberal democracy.

The reasons behind the decline of Lebanon's democracy are also telling. The principal cause behind the civil war was the influx of Palestinian refugees from Jordan, which altered the balance between Muslims and Christians. There had not been a census since the 1930s and there was already a sense that the existing distribution of political power was short-changing the Muslims. With the influx of Palestinians, the consociational regime became unsustainable and civil war erupted. External intervention by the Israelis and Syrians, with each supporting their own client groups, was a further destabilizing factor.

Liberal democracy along consociational lines relies on a knife-edge sort of expectations – that none of the groups have the numbers or the power to prevail over the rest. It is not clear

²⁶ We have only two groups in our model, which is an artifact of having a single identity cleavage. To track the Lebanese example more closely we would have to consider multiple identity cleavages. But the logic is a straightforward extension of our majority-minority framework.

whether the Lebanese case would have lasted for long in view of the fragility of such regimes in changing environments. Large-scale demographic shocks and external intervention certainly did not help.

South Africa. In 1994, South Africa transitioned to democracy, thanks to a negotiated settlement between the African National Congress (ANC) and the white minority government. This was a landmark pact, as the elites who ran the apartheid regime had so much to lose. They had long controlled not only the instruments of power, but also the economic wealth of the country. There was a huge economic gap between the whites and the disenfranchised blacks. Expanding the franchise might have been expected to produce vastly redistributive policies, if not outright expropriation of the white minority.

In the event, South African democracy produced only moderate amounts of redistribution. The ANC government did institute measures that gave blacks a greater share of ownership of the capital stock and produced a black wealthy elite. But the economic interests of the whites were largely unaffected, an outcome that Inman and Rubinfeld (2012) attribute to the peculiar federal arrangements that were negotiated during the transition. More to the point, in the context of the present analysis, is that South Africa emerged largely as a liberal democracy. The South African polity has operated under considerable strain, and has often strayed from its liberal principles. (A recent example is the treatment of immigrant workers.) Nevertheless, the country is generally considered one of two liberal democratic successes in Sub-Saharan Africa, alongside Ghana (Mattes and Gyimah-Boadi 2003). Given the history of institutionalized discrimination under apartheid and the large majority the ANC has enjoyed in parliament since 1994, this is a remarkable achievement.

The key in South Africa was that the whites were a distinct minority on the identity dimension. In terms of our model, the elites were keenly interested in protecting not just their property rights, but also their civil rights. As the distinguished South African jurist Richard Goldstone (1997) put it, “without some guarantee of protection for the rights of minorities, the previous ruling white minority government would not have relinquished power to an inevitably black-controlled majority government.” The ANC, with its early focus on human rights, had in fact adopted a Freedom Charter containing elements of a bill of rights as early as 1955. There was widespread agreement by the early 1990s that a bill of rights had to be part of the new settlement. The 1996 constitution eventually included a detailed bill of rights that enshrined civil rights in the constitution and prohibited discrimination, while leaving room for affirmative action.

The South Korean, Lebanese, and South African cases offer three different paths towards liberal democracy. They each rely on somewhat special circumstances: industrialization driven labor mobilization in a society lacking distinctive identity cleavages (South Korea since the late 1980s); multiple identity cleavages that deny any single group the hope that it could claim and cling to power on its own (Lebanon during the 1950s and 1960s); and a major identity cleavage that aligns neatly with the wealth/class cleavage, leaving the elite in dire need of both property and civil rights protection (South Africa since 1994). The South Korean pattern is the one most reminiscent of the traditional Western path to liberal democracy. The other two rely

on particular identity cleavage configurations. It could be surmised that they are generically more fragile as a result. Indeed, Lebanon has long ceased to be a liberal democracy, and according to our index, South Africa made a transition from liberal to electoral democracy in 2009.

VI. Concluding remarks

Our focus in this paper has been on the constitutive bargains that lie at the origin of different political regimes, liberal democracy in particular. It goes without saying that such bargains can obsolesce over time. Class and identity cleavages evolve as a result of exogenous developments in the economy and society as well as political strategies pursued by groups contending for power. Commitments made during negotiated pacts and written into law and enshrined in institutions may prove unsustainable, when one of the groups – the elite or the majority – perceives clear gains from rewriting the rules through opportunistic behavior. Problems of self-enforcement are endemic in political systems.

The emergence of liberalism has been discussed to date mostly in the realm of the history of ideas. The political economy literature on democratic transitions, meanwhile, has largely conflated electoral democracy with liberal democracy. Our aim in this paper was to partially fill in the blind spots that were created as a result. We have stressed that liberal democracy is a special beast. It does not arise if it is not based on a particular political configuration. Liberalism must have political legs – in addition to normative appeal – to get any mileage. And the political-strategic conditions that are generally held responsible for the rise of democracy tend to produce electoral rather than liberal democracy.

The crucial building bloc of our analysis is a taxonomy of political regimes, based on a tripartite division of rights: property rights, political rights, and civil rights. We have argued that these rights operate across two fundamental types of cleavage in society: an elite/non-elite cleavage that is largely economic or class-based, and a majority/minority cleavage that typically revolves around the politics of identity. Property rights are important to the elite; political rights empower the majority; and civil rights protect the minority. Liberal democracy requires all three sets of rights, while the bargains that produce electoral democracy generate only the first two.

Democratic transitions rely on the resolution of conflict between the elite and the masses. Our central message is that in the presence of additional cleavages – identity cleavages in particular – this resolution does little, in general, to promote liberal politics. The stars must be aligned just right for liberal democracy to emerge. The rarity of liberal democracy is not surprising.

We close the paper with a comment on the economic consequences of different types of democracy. As we highlighted in our model, liberal democracies provide more inclusive public goods compared to electoral democracies. We can conjecture that their economic performance should be correspondingly superior. In future work, it would be interesting to

examine whether, for example, long-term growth rates differ across the two types of democracies. In particular, the inconclusiveness of empirical findings to date on the growth effects of democracy²⁷ may have something to do with the lack of differentiation in the literature between electoral democracies and liberal democracies.

²⁷ See Acemoglu et al. (2014) and Pozuelo et al. (2016) for two recent papers with contrasting findings. Indeed, the Table A8 in Acemoglu et al (2014) shows that civil liberties seem to be more robustly correlated with growth than are political rights. We thank a referee for a comment that led us to think along these lines.

REFERENCES

Acemoglu, Daron, and James Robinson, Economic Origins of Dictatorship and Democracy, Cambridge University Press, Cambridge and New York, 2009.

Acemoglu, Daron, Suresh Naidu, Pascual Restrepo, and James A. Robinson, "Democracy Does Cause Growth, Working Paper, MIT, March 2014.

Alesina, Alberto, Arnaud Devleeschauwer, William Easterly, Sergio Kurlat, Romain Wacziarg, "Fractionalization," Journal of Economic Growth, vol. 8(2), June 2003, 155-94.

Alesina, Alberto, Stelios Michalopoulos, and Elias Papaioannou, "Ethnic Inequality," Journal of Political Economy, 124 (2), 2016, 428-488.

Baldwin, Kate, and John D. Huber, "Cultural vs. Economic Differences: Forms of Ethnic Diversity and Public Goods Provision," American Political Science Review, December 2010), 104.4, pp. 644-662.

Barro, Robert J., "Democracy and Growth," Journal of Economic Growth, vol. 1, no 1, 1996, 1–27.

Bertelsmann Stiftung, Sustainable Governance Indicators: Civil Rights and Political Liberties Report, 2014 (http://www.sgi-network.org/docs/2014/thematic/SGI2014_Civil_Rights_and_Political_Liberties.pdf).

Besley, Timothy, and Torsten Persson, "The Logic of Political Violence," Quarterly Journal of Economics, 126, 2011, pp. 1411–1445.

Bidner, Chris, Patrick Francois, Francesco Trebbi, "A Theory of Minimalist Democracy," unpublished paper, May 2015.

Boix, Carles, Democracy and Redistribution, Cambridge University Press, Cambridge and New York, 2003.

Botero, J. and Ponce, A., "Measuring the Rule of Law," World Justice Project Working Paper No. 2, 2012, available online at www.worldjusticeproject.org.

Caselli, Francesco, and Wilbur John Coleman II, "On the Theory of Ethnic Conflict," Journal of the European Economic Association, Volume 11, January 2013, pp. 161-192.

Chaibong, Hahm, "South Korea's Miraculous Democracy," Journal of Democracy, Volume 19, Number 3, July 2008.

Chua, Amy, World on Fire: How Exporting Free Market Democracy Breeds Ethnic Hatred and Global Instability, Anchor Books, New York, 2003.

Dahl, Robert, Polyarchy: Participation and Opposition, Yale University Press, New Haven, 1991.

Dalgaard, Carl-Johan, and Henrik Hansen, "The Political Economy of Redistributive Taxation and Growth: Reconciling Theory with Evidence," working paper, Department of Economics, University of Copenhagen, April 2013.

Diamond, Larry, "Facing Up to the Democratic Recession," Journal of Democracy, 26(1), January 2015, pp. 141-155.

Dixit, Avinash, Gene M. Grossman, and Faruk Gul, "The Dynamics of Political Compromise," Journal of Political Economy, vol. 108, no. 3, June 2000, pp. 531-568.

Fawcett, Edmund, Liberalism: The Life of an Idea, Princeton and Oxford: Princeton University Press, 2014.

Freedom House, Freedom in the World, 2015 and various years (<https://freedomhouse.org/report-types/freedom-world>).

Fukuyama, Francis, Political Order and Political Decay: From the Industrial Revolution to the Globalization of Democracy, Farrar, Straus and Giroux, New York, 2014.

Goldstone, Richard J., "The South African Bill of Rights," Texas International Law Journal , Vol. 32, No. 3 , Summer 1997.

Guriev, Sergei, and Daniel Treisman, "How Modern Dictators Survive: An Informational Theory of the New Authoritarianism," NBER Working Paper No. 21136, April 2015.

Hodler, Richard, G.De Luca, P.A. Raschky and M. Vasecchi, "Ethnic Favoritism: An Axiom of Politics?," CEPR Discussion Paper 11351

Huber, John D., "Inequality and Identity in Electoral Politics," unpublished paper, Columbia University, October 15, 2014.

Inman, Robert P., and Daniel L. Rubinfeld, "Federal Institutions and the Democratic Transition: Learning from South Africa," Journal of Law, Economics & Organization, 28(4), 2012, 783 –817.

Lehmbruch, Gerhard, "A Non-Competitive Pattern of Conflict Management in Liberal Democracies: The Case of Switzerland, Austria and Lebanon," International Political Science Association, Seventh World Congress, Brussels, 18-23 September 1967.

Levitsky, Steven, and Lucan A. Way, Competitive Authoritarianism: Hybrid Regimes After the

Cold War, Cambridge University Press, Cambridge and New York, 2010.

Lijphart, Arend, "Consociational Democracy," World Politics, Vol. 21, No. 2, January 1969, pp. 207-225.

Lipset, Seymour Martin, "Some Social Requisites of Democracy: Economic Development and Political Legitimacy," American Political Science Review, Vol. 53, No. 1, March 1959, pp. 69-105.

Marshall, T.H., "Citizenship and Social Class," in Jeff Manza and Michael Sauder, eds., Inequality and Society, W.W. Norton, New York, 2009 [originally published in 1949].

Mattes, Robert, and E. Gyimah-Boadi, "The Quality of Two Liberal Democracies in Africa: Ghana and South Africa," paper presented at Conference On The Quality of Democracy: Improvement of Subversion?, Stanford University, October 2003.

Meltzer, Allan H., and Scott F. Richards, "A Rational Theory of the Size of Government," Journal of Political Economy 89 (5), 1981, pp. 914-927.

Mukand, Sharun, and Dani Rodrik, "Ideas versus Interests: A Unified Political Economy Framework," unpublished manuscript, April 2016.

Persson, Torsten, and Guido Tabellini, "Democratic Capital: the Nexus of Political and Economic Change," American Economic Journal: Macroeconomics, 1(2), July 2009, pp. 88-126.

Plattner, Marc F., "Populism, Pluralism, and Liberal Democracy," Journal of Democracy, Volume 21, Number 1, January 2010.

Posner, Daniel N., Institutions and Ethnic Politics in Africa, Cambridge University Press, New York, 2005.

Pozuelo, Julia Ruiz, Amy Slipowitz, and Guillermo Vuletin, "Democracy Does Not Cause Growth: The Importance of Endogeneity Arguments," Inter-American Development Bank Working Paper No. 694, June 2016.

Przeworski, Adam, Democracy and the Market, Cambridge University Press, New York, 1991.

Przeworski, Adam, "Democracy as an Equilibrium," Public Choice, Spring 2005, 253-273.

Rodrik, Dani, "When Ideas Trump Interests: Preferences, Worldviews, and Policy Innovations," The Journal of Economic Perspectives, 28(1), 2014, pp. 189-208.

Rodrik, Dani, "Premature Deindustrialization," NBER Working Paper No. 20935, February 2015.

Roemer, John E, "Why the Poor Do Not Expropriate the Rich: An Old Argument in New

Garb," Journal of Public Economics, vol. 70, 1998, 399-424.

Rueschemeyer, Dietrich, Evelyn H. Stephens, and John D. Stephens, Capitalist Development and Democracy, Chicago University Press, Chicago and New York, 1992.

Ryan, Alan, The Making of Modern Liberalism, Princeton University Press, Princeton and Oxford, 2012.

Shayo, Moses, "A Model of Social Identity with an Application to Political Economy: Nation, Class, and Redistribution," American Political Science Review, vol. 103, no. 2, 2009, 147-74.

World Justice Project, Rule of Law Index, 2015
(http://worldjusticeproject.org/sites/default/files/roli_2015_0.pdf).

Zakaria, Fareed, "The Rise of Illiberal Democracy," Foreign Affairs, November/December 1997.

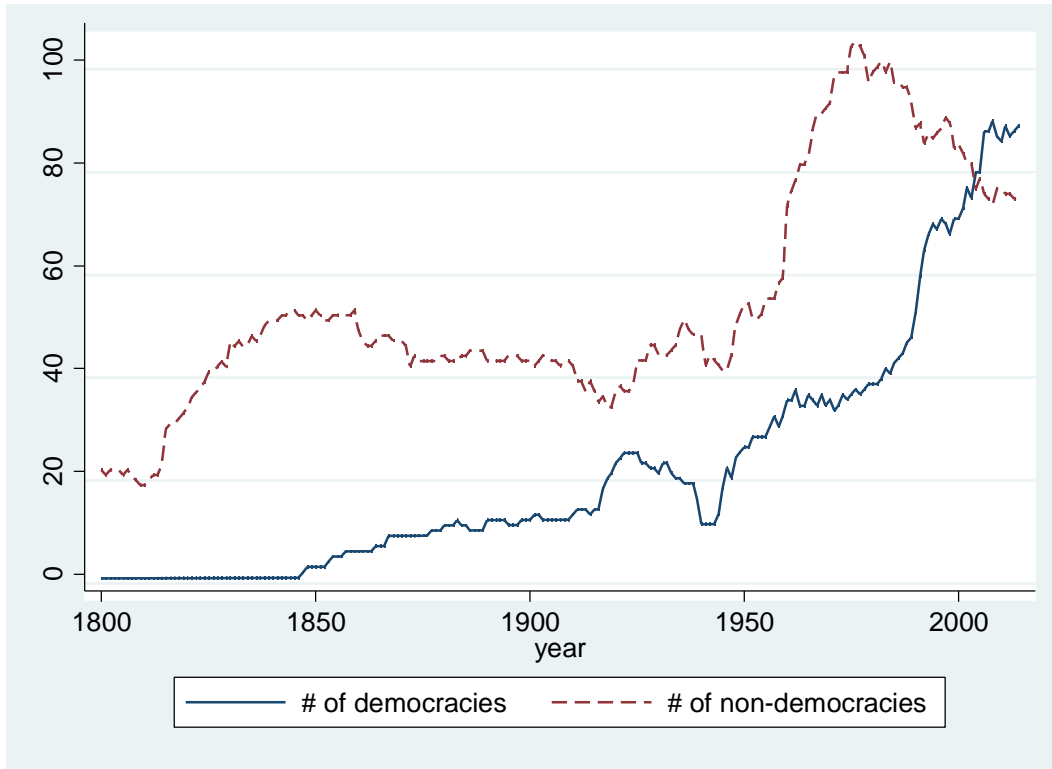


Figure 1: Numbers of democracies and non-democracies since 1800

Note: Data are from Polity IV (<http://www.systemicpeace.org/inscrdata.html>). “Democracies” are countries that receive a score of 7 or higher in the Polity’s *democ* indicator (which takes values between 0 and 10), while “non-democracies” are countries with a score below 7.

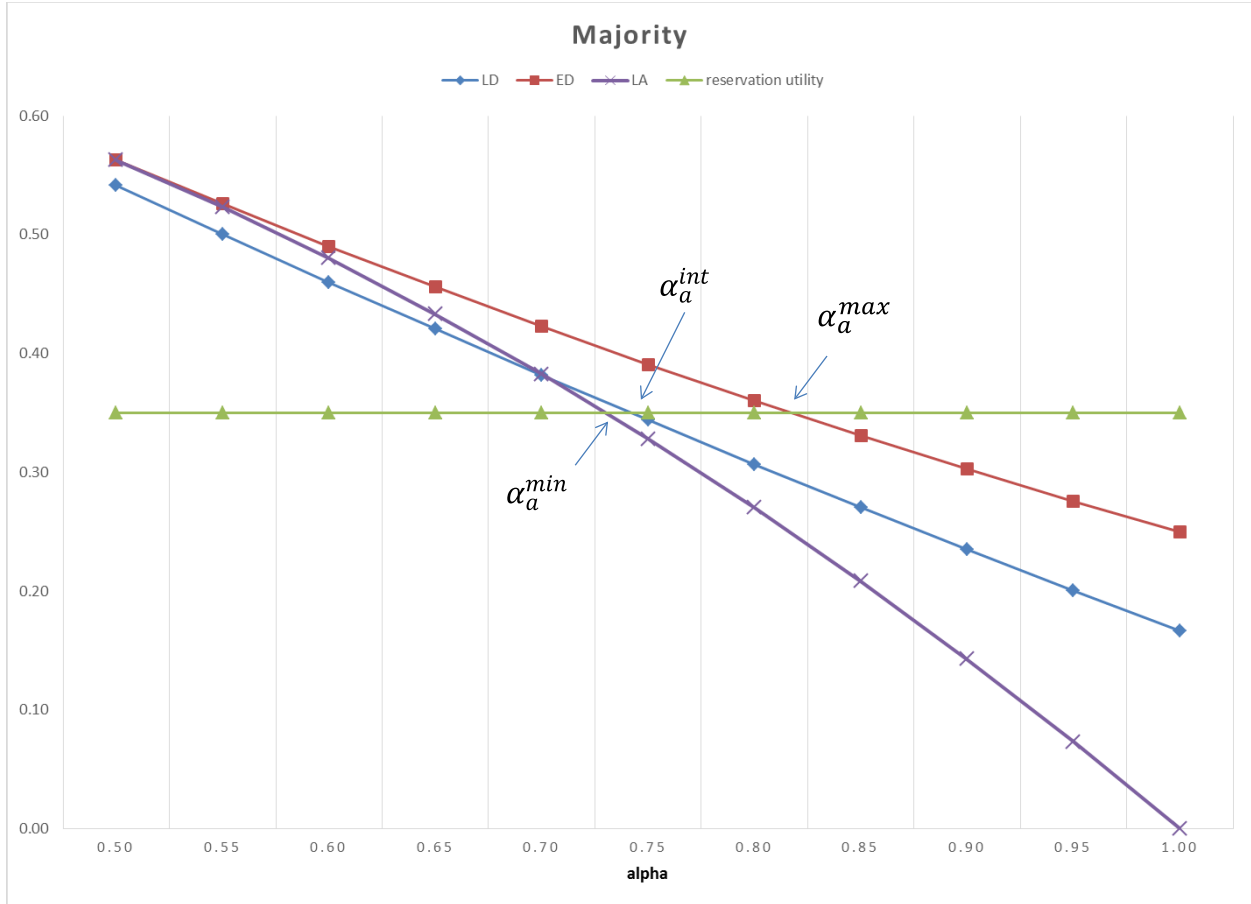


Figure 2: Utility of majority under different political regimes

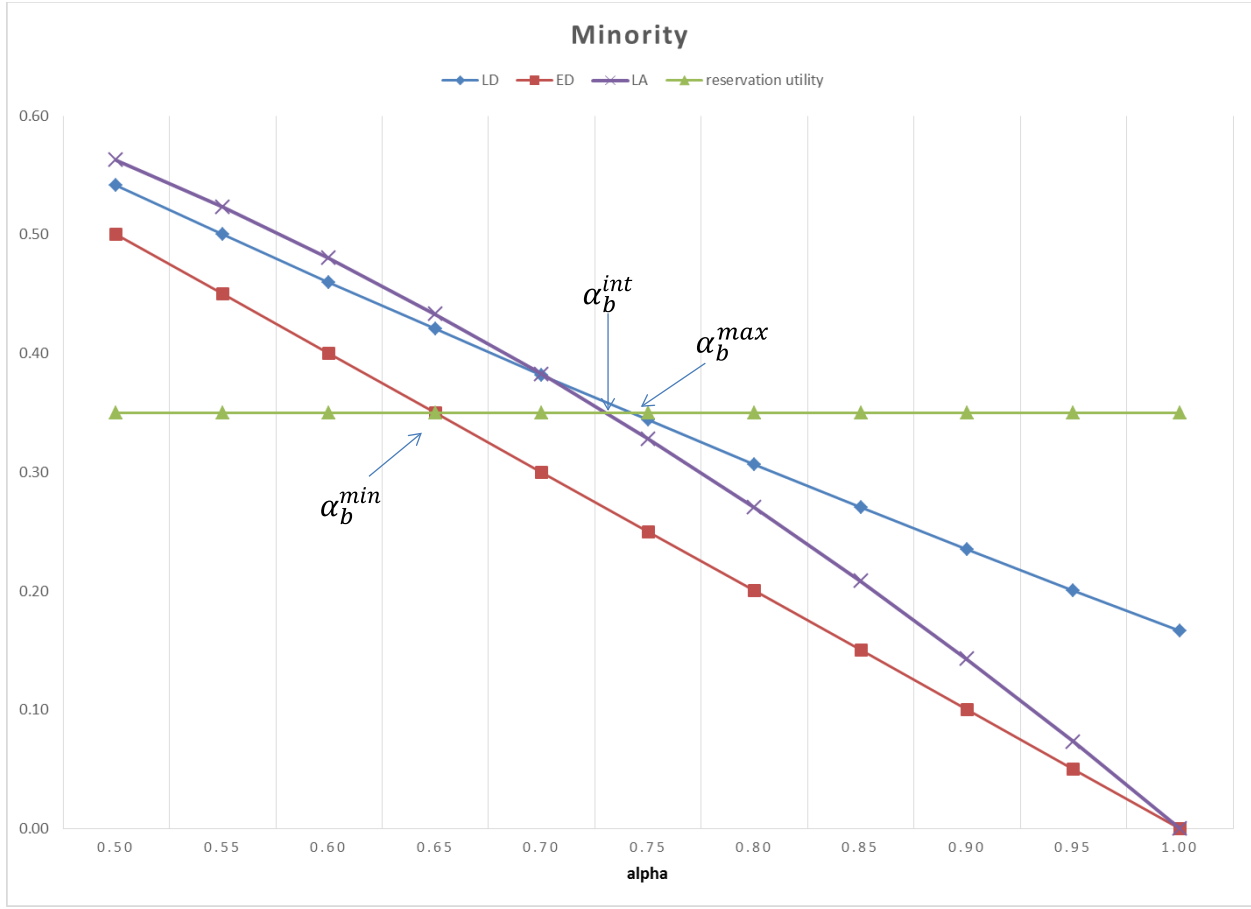


Figure 3: Utility of minority under different political regimes

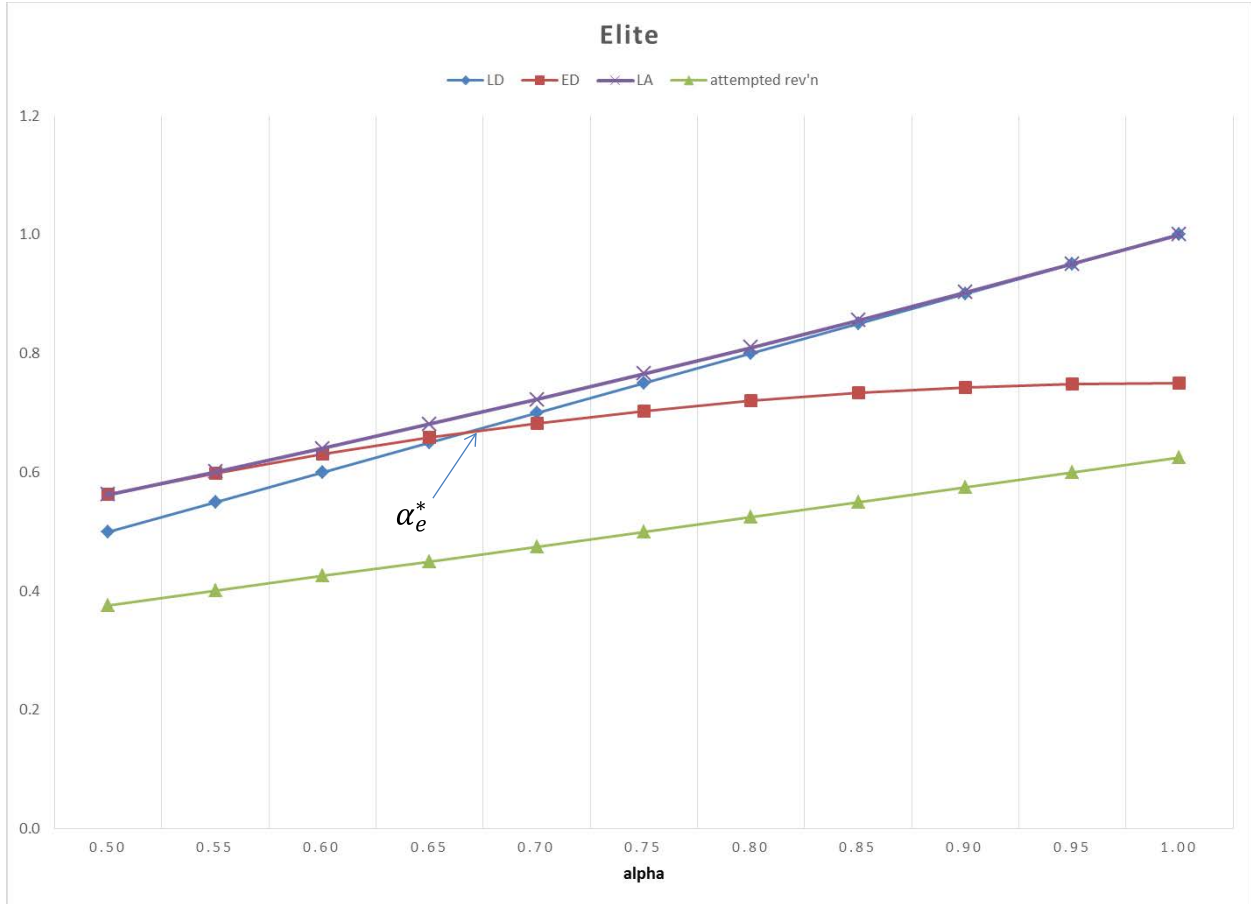


Figure 4: Utility of elite under different political regimes

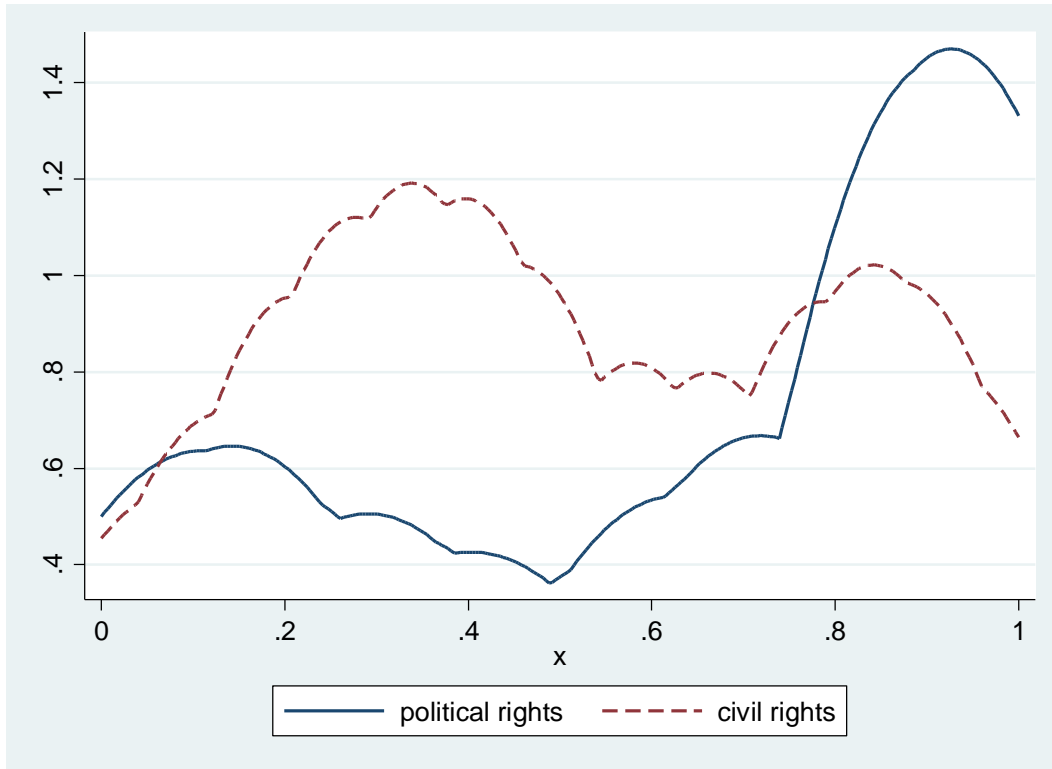


Figure 5: Distribution of political and civil rights across 196 countries, 2014

Note: Based on raw scores from Freedom House (2015). “Political rights” refer to free and fair elections (A1 and A2); “civil rights” combine measures of independent judiciary (F1), rule of law (F2), and equal treatment (F4). See text for explanation.

Table 1: A taxonomy of political regimes

		<i>property rights</i>			
		no		yes	
		<i>political rights</i>		<i>political rights</i>	
		no	yes	no	Yes
<i>civil rights</i>	no	(1) personal dictatorship or anarchy	(2) dictatorship of the proletariat	(5) right-wing autocracy	(6) electoral/illiberal democracy
	yes	(3) n.a.	(4) democratic communism	(7) liberal autocracy	(8) liberal democracy

Table 2: Payoffs in equilibria where property rights are protected

		<i>political rights</i>	
		no	yes
<i>civil rights</i>	no	<p>(5) right-wing autocracy (RA)</p> $u_e = \alpha + \frac{1}{2\gamma}$ $u_a = (1 - \alpha) - \frac{1}{\gamma}$ $u_b = (1 - \alpha) - \frac{1}{\gamma}$	<p>(6) electoral democracy (ED)</p> $u_e = \alpha - (2\alpha - 1)\frac{\alpha}{\gamma} + \frac{\theta_e}{2\gamma}\alpha^2$ $u_a = (1 - \alpha) + \frac{1}{2\gamma}\alpha^2$ $u_b = (1 - \alpha) + \frac{\theta_b}{2\gamma}\alpha^2$
	yes	<p>(7) liberal autocracy (LA)</p> $u_e = \alpha + \frac{(1 - \alpha)^2}{2\gamma}$ $u_a = (1 - \alpha) + \{(3\alpha - 1) - 1 - \theta_e (1 - \alpha)\}\frac{1 - \alpha}{2\gamma}$ $u_b = (1 - \alpha) + \{(3\alpha - 1) - \theta_b - \theta_e (1 - \alpha)\}\frac{1 - \alpha}{2\gamma}$	<p>(8) liberal democracy (LD)</p> $u_e = \alpha - \frac{(2\alpha - 1)\alpha}{(2 - \bar{\theta})\gamma} + \frac{3 - 2\bar{\theta} - \theta_e - \bar{\theta} }{2\gamma(2 - \bar{\theta})^2}\alpha^2$ $u_a = (1 - \alpha) + \frac{1}{2\gamma(2 - \bar{\theta})}\alpha^2$ $u_b = (1 - \alpha) + \left\{\frac{3 - 3\bar{\theta} + \theta_b}{2 - \bar{\theta}}\right\}\frac{1}{2\gamma(2 - \bar{\theta})}\alpha^2$

Table 3: Correlates of civil, political rights and regime type								
	OLS				Probit			
	civil rights		political rights		liberal democracy		electoral democracy	
	(1)	(2)	(3)	(4)	(5)	(6)	(7)	(8)
In GDP/cap	0.039*	0.058*	-0.026***	-0.004	0.625*	1.222*	0.156**	0.416*
	(0.010)	(0.013)	(0.014)	(0.024)	(0.148)	(0.328)	(0.077)	(0.129)
ethnic fractionalization	-0.162*	0.015	0.060	-0.023	-2.473*	0.123	0.413	0.054
	(0.050)	(0.057)	(0.076)	(0.103)	(0.635)	(0.826)	(0.411)	(0.549)
income share of top 10%		0.001		0.003		0.016		0.037**
		(0.002)		(0.002)		(0.022)		(0.018)
dummy for minor cleavages		0.177*		-0.084***		1.229**		-1.089***
		(0.038)		(0.043)		(0.556)		(0.620)
political rights	0.563*	0.464*						
	(0.033)	(0.041)						
civil rights			1.144*	1.122*				
			(0.055)	(0.088)				
number of countries	175	132	175	132	175	132	175	132

Notes: Robust standard errors. See text for explanation of variables.
 *: significant at 1% level
 **: significant at 5% level
 ***: significant at 10% level

Table A.1: Electoral and Liberal Democracies

Country	Freedom House raw scores						Index of political rights (A1+A2)/8	Index of civil rights (F1+F2+F4)/12	Electoral democracy	Liberal democracy
	Free and fair elections: executive	Free and fair elections: legislative	Independence of judiciary	Rule of law	Equal treatment					
	A1	A2	F1	F2	F4					
Afghanistan	1	1	1	0	1	0.25	0.17	0	0	
Albania	3	3	2	2	3	0.75	0.58	0	0	
Algeria	1	2	1	1	2	0.38	0.33	0	0	
Andorra	4	4	4	4	3	1.00	0.92	0	1	
Angola	0	2	1	1	1	0.25	0.25	0	0	
Antigua and Barbuda	4	4	3	3	3	1.00	0.75	1	0	
Argentina	4	4	2	3	3	1.00	0.67	1	0	
Armenia	1	2	1	1	2	0.38	0.33	0	0	
Australia	4	4	4	4	3	1.00	0.92	0	1	
Austria	4	4	4	4	3	1.00	0.92	0	1	
Azerbaijan	0	0	1	1	1	0.00	0.25	0	0	
Bahamas	4	4	4	4	3	1.00	0.92	0	1	
Bahrain	0	2	0	1	0	0.25	0.08	0	0	
Bangladesh	3	3	2	1	1	0.75	0.33	0	0	
Barbados	4	4	4	4	4	1.00	1.00	0	1	
Belarus	0	0	0	1	0	0.00	0.08	0	0	
Belgium	4	4	4	4	3	1.00	0.92	0	1	
Belize	4	4	3	3	3	1.00	0.75	1	0	
Benin	3	3	3	3	3	0.75	0.75	0	0	
Bhutan	3	4	3	1	1	0.88	0.42	1	0	
Bolivia	4	4	1	1	2	1.00	0.33	1	0	
Bosnia-Herzegovina	3	3	3	2	2	0.75	0.58	0	0	

Botswana	3	4	3	3	3	0.88	0.75	1	0
Brazil	4	3	3	2	3	0.88	0.67	1	0
Brunei	0	0	1	2	1	0.00	0.33	0	0
Bulgaria	4	3	3	2	3	0.88	0.67	1	0
Burkina Faso	1	2	1	2	2	0.38	0.42	0	0
Burma	0	2	0	1	0	0.25	0.08	0	0
Burundi	1	1	1	1	1	0.25	0.25	0	0
Cambodia	1	1	0	0	1	0.25	0.08	0	0
Cameroon	1	1	0	1	0	0.25	0.08	0	0
Canada	4	4	4	4	3	1.00	0.92	0	1
Cape Verde	4	4	4	3	3	1.00	0.83	0	1
Central African Republic	0	0	0	0	0	0.00	0.00	0	0
Chad	1	1	0	1	0	0.25	0.08	0	0
Chile	4	4	4	4	3	1.00	0.92	0	1
China (PRC)	0	0	1	1	0	0.00	0.17	0	0
Colombia	4	3	3	1	2	0.88	0.50	1	0
Comoros	3	3	2	2	2	0.75	0.50	0	0
Congo (Brazzaville)	0	1	0	1	0	0.13	0.08	0	0
Congo (Kinshasa)	1	1	0	0	0	0.25	0.00	0	0
Costa Rica	4	4	4	3	3	1.00	0.83	0	1
Cote d'Ivoire	2	2	1	1	2	0.50	0.33	0	0
Croatia	4	4	3	3	2	1.00	0.67	1	0
Cuba	0	0	0	1	1	0.00	0.17	0	0
Cyprus	4	4	4	4	3	1.00	0.92	0	1
Czech Republic	4	4	3	4	3	1.00	0.83	0	1
Denmark	4	4	4	4	3	1.00	0.92	0	1
Djibouti	1	1	0	2	1	0.25	0.25	0	0
Dominica	4	4	4	4	3	1.00	0.92	0	1
Dominican Republic	4	3	3	2	1	0.88	0.50	1	0
East Timor	4	4	1	1	2	1.00	0.33	1	0
Ecuador	3	3	1	1	2	0.75	0.33	0	0

Egypt	0	0	2	0	1	0.00	0.25	0	0
El Salvador	4	4	3	2	2	1.00	0.58	1	0
Equatorial Guinea	0	0	0	0	0	0.00	0.00	0	0
Eritrea	0	0	0	0	0	0.00	0.00	0	0
Estonia	4	4	4	3	3	1.00	0.83	0	1
Ethiopia	0	0	1	1	1	0.00	0.25	0	0
Fiji	0	0	2	1	2	0.00	0.42	0	0
Finland	4	4	4	4	4	1.00	1.00	0	1
France	4	4	4	4	3	1.00	0.92	0	1
Gabon	0	1	1	2	1	0.13	0.33	0	0
Georgia	3	3	2	2	2	0.75	0.50	0	0
Germany	4	4	4	4	3	1.00	0.92	0	1
Ghana	4	4	3	3	3	1.00	0.75	1	0
Greece	4	4	3	3	2	1.00	0.67	1	0
Grenada	4	4	3	3	3	1.00	0.75	1	0
Guatemala	3	3	2	2	1	0.75	0.42	0	0
Guinea	3	1	1	1	1	0.50	0.25	0	0
Guinea-Bissau	0	1	1	0	2	0.13	0.25	0	0
Guyana	4	4	2	2	2	1.00	0.50	1	0
Haiti	2	1	1	1	1	0.38	0.25	0	0
Honduras	2	3	1	1	2	0.63	0.33	0	0
Hungary	4	4	2	3	3	1.00	0.67	1	0
Iceland	4	4	4	4	4	1.00	1.00	0	1
India	4	4	3	2	2	1.00	0.58	1	0
Indonesia	4	4	2	1	1	1.00	0.33	1	0
Iran	1	1	1	1	1	0.25	0.25	0	0
Iraq	2	2	0	0	0	0.50	0.00	0	0
Ireland	4	4	4	4	3	1.00	0.92	0	1
Israel	4	4	4	3	2	1.00	0.75	1	0
Italy	4	4	3	3	3	1.00	0.75	1	0
Jamaica	4	4	2	2	1	1.00	0.42	1	0

Japan	4	4	4	4	3	1.00	0.92	0	1
Jordan	0	1	2	1	2	0.13	0.42	0	0
Kazakhstan	1	0	1	1	1	0.13	0.25	0	0
Kenya	2	3	2	1	2	0.63	0.42	0	0
Kiribati	4	4	4	4	3	1.00	0.92	0	1
Kosovo	2	2	1	1	2	0.50	0.33	0	0
Kuwait	0	1	1	2	2	0.13	0.42	0	0
Kyrgyzstan	2	2	1	1	1	0.50	0.25	0	0
Laos	0	0	0	0	1	0.00	0.08	0	0
Latvia	4	4	3	3	3	1.00	0.75	1	0
Lebanon	1	1	1	2	1	0.25	0.33	0	0
Lesotho	3	4	3	3	2	0.88	0.67	1	0
Liberia	3	3	2	1	2	0.75	0.42	0	0
Libya	3	3	1	0	0	0.75	0.08	0	0
Liechtenstein	4	4	4	4	3	1.00	0.92	0	1
Lithuania	4	4	4	3	3	1.00	0.83	0	1
Luxembourg	4	4	4	4	4	1.00	1.00	0	1
Macedonia	3	2	2	2	2	0.63	0.50	0	0
Madagascar	2	2	1	1	2	0.50	0.33	0	0
Malawi	3	3	3	2	2	0.75	0.58	0	0
Malaysia	2	2	1	2	1	0.50	0.33	0	0
Maldives	2	3	1	2	2	0.63	0.42	0	0
Mali	2	2	2	2	1	0.50	0.42	0	0
Malta	4	4	4	4	3	1.00	0.92	0	1
Marshall Islands	4	3	4	4	3	0.88	0.92	0	1
Mauritania	1	1	1	1	1	0.25	0.25	0	0
Mauritius	4	4	3	4	3	1.00	0.83	0	1
Mexico	3	3	2	1	2	0.75	0.42	0	0
Micronesia	4	4	4	4	3	1.00	0.92	0	1
Moldova	4	4	2	1	2	1.00	0.42	1	0
Monaco	2	4	3	4	4	0.75	0.92	0	0

Mongolia	4	4	3	3	3	1.00	0.75	1	0
Montenegro	3	3	2	2	3	0.75	0.58	0	0
Morocco	1	2	1	2	1	0.38	0.33	0	0
Mozambique	2	2	2	2	2	0.50	0.50	0	0
Namibia	4	3	3	3	2	0.88	0.67	1	0
Nauru	4	4	4	4	3	1.00	0.92	0	1
Nepal	3	3	2	1	1	0.75	0.33	0	0
Netherlands	4	4	4	4	3	1.00	0.92	0	1
New Zealand	4	4	4	4	3	1.00	0.92	0	1
Nicaragua	2	2	1	2	2	0.50	0.42	0	0
Niger	3	3	1	2	1	0.75	0.33	0	0
Nigeria	2	2	2	1	1	0.50	0.33	0	0
North Korea	0	0	0	0	0	0.00	0.00	0	0
Norway	4	4	4	4	4	1.00	1.00	0	1
Oman	0	1	0	1	1	0.13	0.17	0	0
Pakistan	3	2	2	1	1	0.63	0.33	0	0
Palau	4	4	4	4	3	1.00	0.92	0	1
Panama	4	4	2	2	2	1.00	0.50	1	0
Papua New Guinea	3	3	2	1	2	0.75	0.42	0	0
Paraguay	3	4	1	1	2	0.88	0.33	1	0
Peru	3	4	2	2	2	0.88	0.50	1	0
Philippines	3	3	2	1	1	0.75	0.33	0	0
Poland	4	4	3	3	3	1.00	0.75	1	0
Portugal	4	4	4	4	4	1.00	1.00	0	1
Qatar	0	1	1	1	0	0.13	0.17	0	0
Romania	4	4	3	3	3	1.00	0.75	1	0
Russia	0	1	1	1	0	0.13	0.17	0	0
Rwanda	0	1	0	2	1	0.13	0.25	0	0
Samoa	3	3	3	3	3	0.75	0.75	0	0
San Marino	4	4	4	4	4	1.00	1.00	0	1
Sao Tome and Principe	4	4	3	3	3	1.00	0.75	1	0

Saudi Arabia	0	0	1	1	0	0.00	0.17	0	0
Senegal	4	4	2	3	2	1.00	0.58	1	0
Serbia	3	3	2	3	2	0.75	0.58	0	0
Seychelles	3	3	2	3	3	0.75	0.67	0	0
Sierra Leone	3	3	2	2	2	0.75	0.50	0	0
Singapore	1	2	1	2	2	0.38	0.42	0	0
Slovakia	4	4	3	3	3	1.00	0.75	1	0
Slovenia	4	4	3	4	3	1.00	0.83	0	1
Solomon Islands	2	2	2	2	2	0.50	0.50	0	0
Somalia	0	0	0	0	0	0.00	0.00	0	0
South Africa	4	4	3	3	2	1.00	0.67	1	0
South Korea	4	4	4	3	3	1.00	0.83	0	1
South Sudan	1	1	1	0	0	0.25	0.08	0	0
Spain	4	4	4	4	3	1.00	0.92	0	1
Sri Lanka	2	2	1	2	1	0.50	0.33	0	0
St. Kitts and Nevis	4	4	4	3	3	1.00	0.83	0	1
St. Lucia	4	4	3	3	3	1.00	0.75	1	0
St. Vincent and Grenadines	4	4	3	3	3	1.00	0.75	1	0
Sudan	1	1	0	0	0	0.25	0.00	0	0
Suriname	4	4	2	1	2	1.00	0.42	1	0
Swaziland	0	0	2	1	1	0.00	0.33	0	0
Sweden	4	4	4	4	3	1.00	0.92	0	1
Switzerland	4	4	4	4	3	1.00	0.92	0	1
Syria	0	0	0	0	0	0.00	0.00	0	0
Taiwan (ROC)	4	4	4	3	3	1.00	0.83	0	1
Tajikistan	0	1	1	1	1	0.13	0.25	0	0
Tanzania	3	3	2	3	2	0.75	0.58	0	0
Thailand	3	3	1	2	2	0.75	0.42	0	0
The Gambia	0	1	0	0	1	0.13	0.08	0	0
Togo	1	2	2	2	1	0.38	0.42	0	0
Tonga	4	4	3	3	2	1.00	0.67	1	0

Trinidad and Tobago	4	4	3	2	2	1.00	0.58	1	0
Tunisia	3	3	1	1	2	0.75	0.33	0	0
Turkey	4	4	2	1	2	1.00	0.42	1	0
Turkmenistan	0	0	0	0	0	0.00	0.00	0	0
Tuvalu	4	4	4	4	3	1.00	0.92	0	1
Uganda	1	1	2	1	1	0.25	0.33	0	0
Ukraine	4	2	1	2	2	0.75	0.42	0	0
United Arab Emirates	0	1	0	1	1	0.13	0.17	0	0
United Kingdom	4	4	4	4	3	1.00	0.92	0	1
United States of America	4	4	4	4	3	1.00	0.92	0	1
Uruguay	4	4	4	3	4	1.00	0.92	0	1
Uzbekistan	0	0	0	0	0	0.00	0.00	0	0
Vanuatu	3	3	2	2	3	0.75	0.58	0	0
Venezuela	2	2	1	1	1	0.50	0.25	0	0
Vietnam	0	0	1	1	1	0.00	0.25	0	0
Yemen	1	0	1	0	1	0.13	0.17	0	0
Zambia	3	2	2	2	2	0.63	0.50	0	0
Zimbabwe	1	1	1	0	1	0.25	0.17	0	0

Source: Based on Freedom House (2015) raw scores; see text.