

SYSTEM DEVELOPMENT MAP 2012

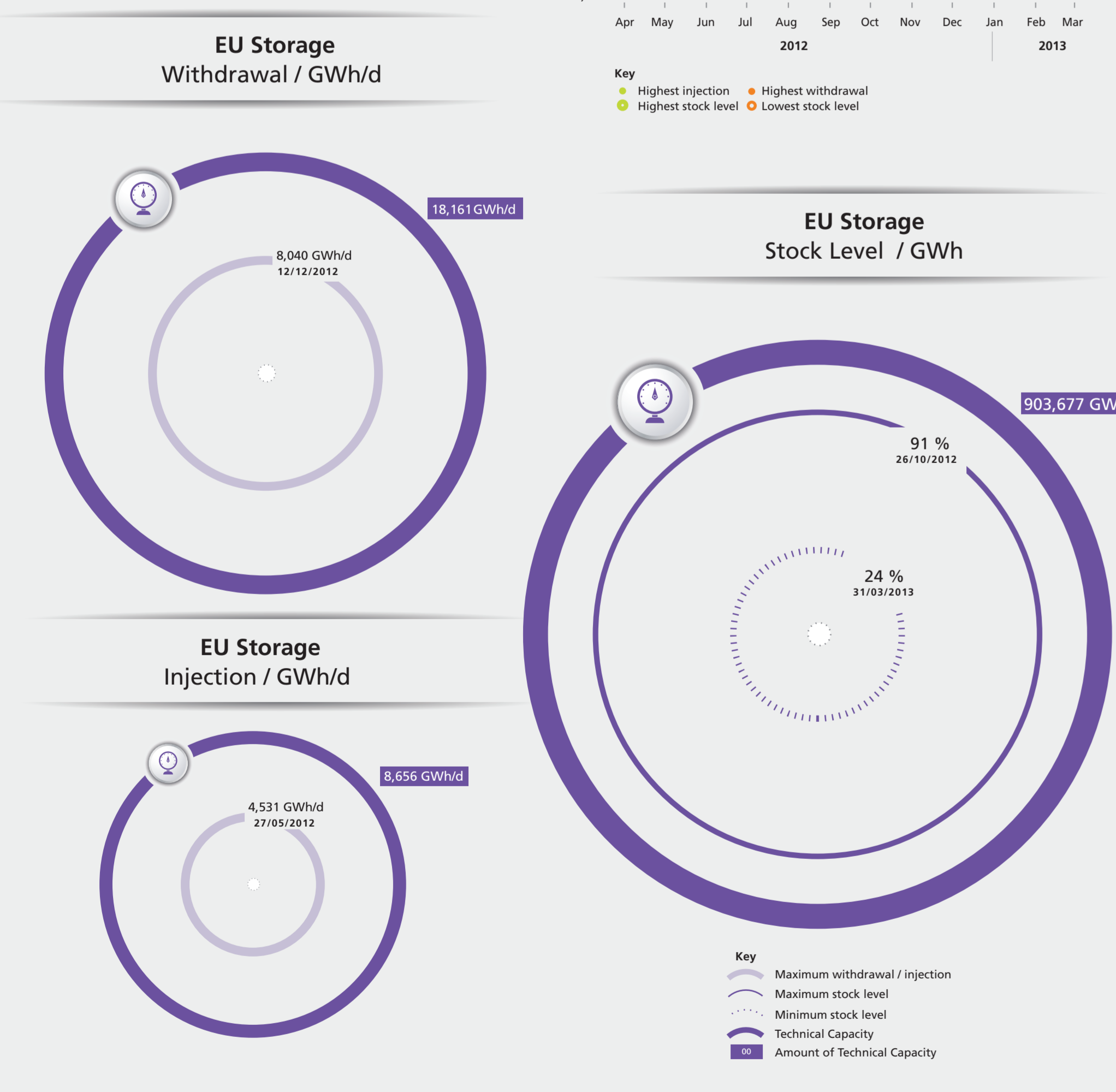
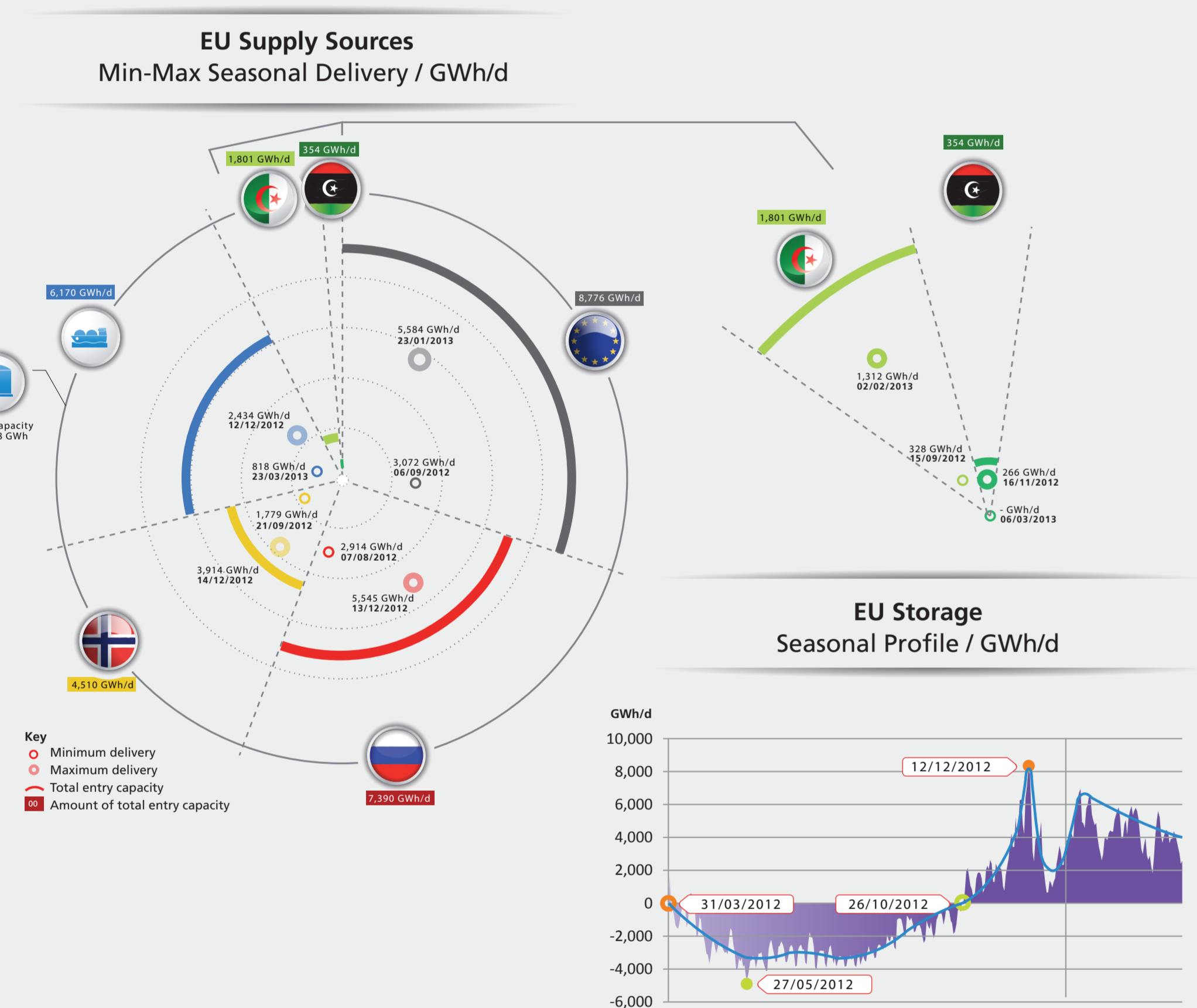
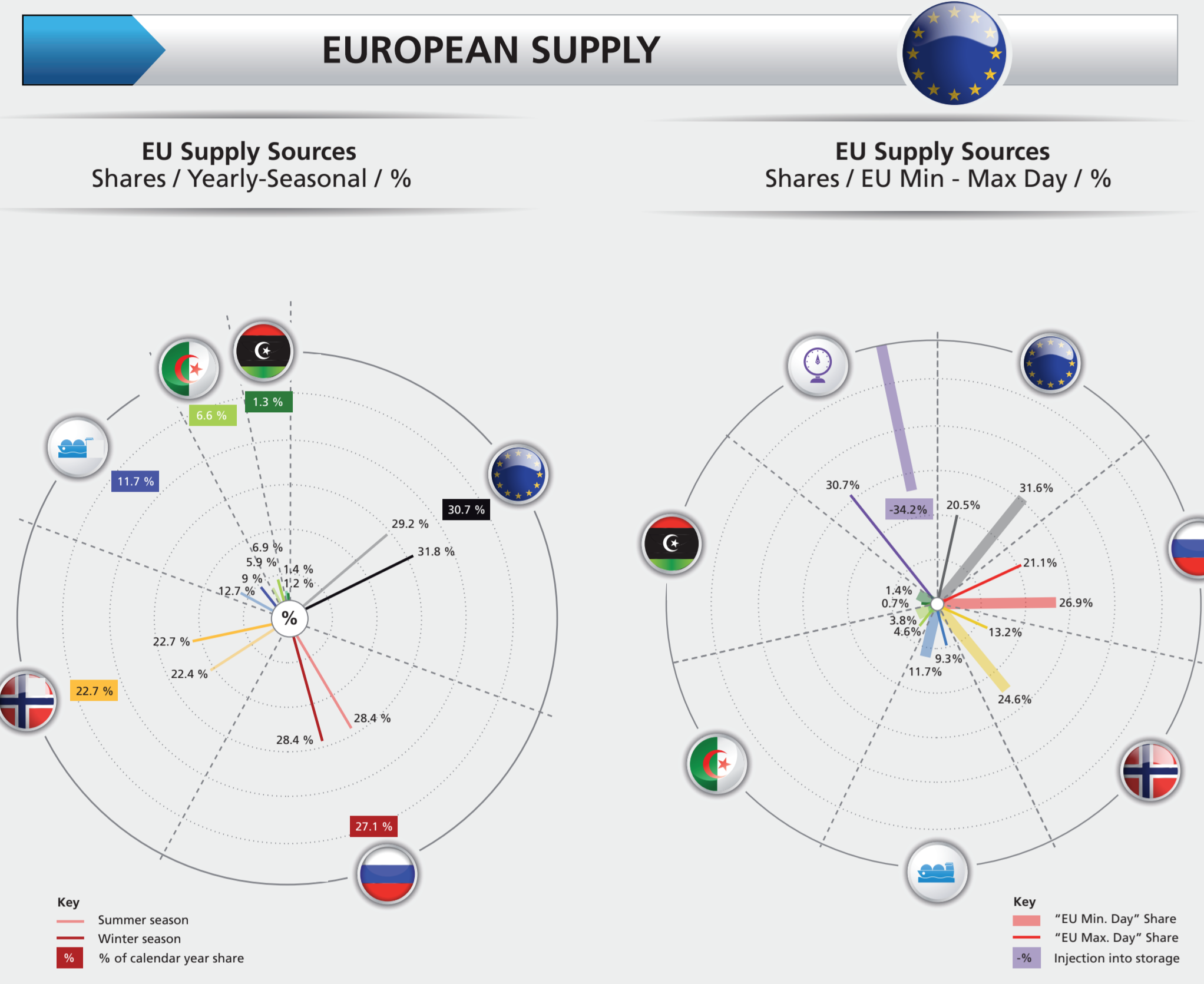
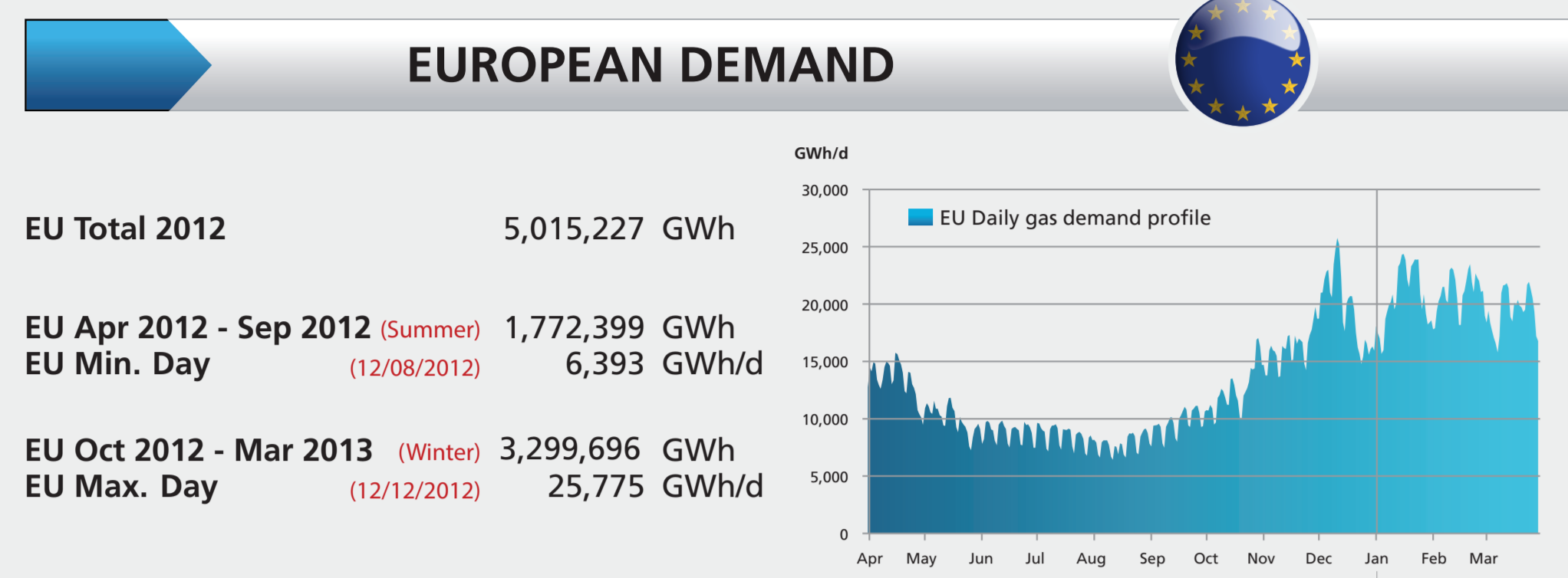
entsog Avenue de Carterberg 100 B-1000 Brussels T +32 2 894 51 00 info@entsog.eu
gie Avenue de Carterberg 100 B-1000 Brussels T +32 2 209 05 00 gie@gie.eu

The System Development Map 2012 presents existing infrastructure capacity and planned infrastructure and capacity within the perspective of the year 2012. The respective data are based on the ENTSOG TNSP 2012-2012, ENTSOG Winter Supply Outlook 2012, ENTSOG Summer Supply Outlook 2012, GIE 2012 Storage Map, GIE 2012 LNG Map and ENTSOG TNSP 2013-2013 unless otherwise specified. ENTSOG members provided their own data. The 2012 historical data on demand is based on the winter 2012/2013, and based on data from the TSO and GIE 2012 members.

The Country Profiles present transmission capacities between countries (offer capabilities of the interconnector, storage & LNG capacities according to the interconnector to the country's transmission system) and installed gas-fired power generation capacity, and the capacity outlook for the next 5 years. The gas production reflects the maximum deliverable amount. The demand data represent actual capacity demand for the respective year/period. All data provided in the map are for information purposes and shall be treated as indicative only. Under no circumstances shall they be regarded as data for commercial use.
* If a storage facility is connected to multiple transmission systems in different countries, the respective storage capacity is included only under the country in which the storage is located.

- KEYS**
- Trading Points / Market Areas
 - Inter-country or intra balancing zone points
 - Cross-border interconnection point within Europe
 - Cross-border Europe Under construction or Planned
 - Cross-border interconnection point with third country (import/export)
 - Cross-Border third country import/export Under construction or Planned
 - LNG Terminal entry point into transmission system
 - LNG Import Terminal Under construction or Planned
 - LNG Export Terminal
 - LNG Export Terminal Under construction or Planned
 - Small scale LNG liquefaction plant
 - Small scale LNG liquefaction plant Under construction or Planned
 - Third country cross-border interconnection point

- COUNTRIES**
- ENTSOG Member Countries
 - ENTSOG Associated Partner
 - ENTSOG Observers
 - Other Countries
- Transport by pipeline**
- under 24"
 - 24" to 36"
 - 36" and over
 - Unknown
 - project
- Gas storage reserves**
- gas field
 - drilling platform
 - shilling platform
- Gas storage facilities**
- LNG Peak Shaving
 - Acquifer
 - Salt cavity - cavern
 - Depleted (Gas) field on shore / offshore
 - Other type
 - Unknown
 - Gas storage project
 - multiple storage facilities operated by different SOCs
- NATIONAL PRODUCTION**
- UGS
 - LNG
 - LNG STORAGE
 - Outlook for the next 5 years



Country	Transmission	Storage	LNG	Production	Demand
Austria
Belgium
Bulgaria
Croatia
Czech Republic
Denmark
Estonia
Finland
France
Germany
Greece
Hungary
Ireland
Italy
Latvia
Lithuania
Luxembourg
Netherlands
Poland
Portugal
Romania
Serbia
Slovakia
Slovenia
Spain
Sweden
Switzerland
United Kingdom

