



## Invoicing on Net 30 Terms

### *HOW IT WORKS*

#### **GETTING STARTED**

##### **Can I purchase off FLIR.com and be invoiced on Net 30 terms?**

- Yes! FLIR Systems has partnered with Apruve to help manage our invoicing and credit program. Once you fill your cart, look for the Apruve button at checkout to complete your purchase on Net 30 terms.

##### **Who is eligible for the program?**

- Any business entity or non-profit that is greater than two years old. Younger companies often don't have enough credit history to make an underwriting decision. NOTE: Sole Proprietorships are not currently eligible for the program.

##### **How do we get started?**

- To get your corporate account set up, you'll need to go through a short online application process. It should take no more than 5 minutes to complete. Here is a link to the application: <https://apruve.com/terms/FLIR/>

##### **Then what happens?**

- A credit decision will be made based on the information received in the application. You will get an email with the results and associated credit limit you will be able to use on FLIR.com.

##### **How long does credit approval take?**

- Application approval can vary based on the information collected, but it could be as quick as 3 minutes or as long as two business days. For credit limit requests above \$50K, you can expect a longer approval time.

##### **Do I need an Apruve account?**





- Yes. Once approved, we'll automatically create an account for each business. You'll use this username and password to checkout from FLIR.com. Logging into [app.apruve.com](https://app.apruve.com) allows you to add coworkers to your corporate account as well as view and pay invoices electronically.

#### **USING APRUVE TO ORDER ON FLIR.COM**

##### **OK. I've filled my cart on FLIR.com, now what?**

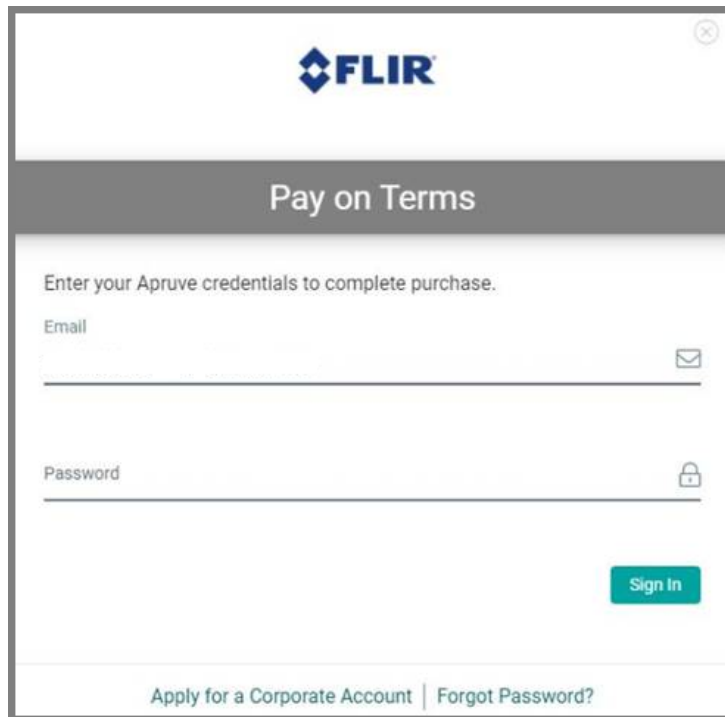
- Look for the Apruve button when you get to the payment section of the checkout process. It should look like this:

## PAYMENT METHOD

- Visa / MasterCard / Discover / Amex / Jcb 
- PayPal 
- Apruve 
- Wire / Bank Transfer 

### I've clicked the Apruve button. What should I expect to happen?

- A small screen will pop up and overlay on top of your shopping cart. We'll prompt you for the email address and password you used when you created your Apruve account. Once logged in, your credit limit and remaining credit are displayed. You can add a P.O. # if you like and then simply hit the "Confirm" button to complete your purchase.



### So I don't have to pay anything at the time of checkout?

- No. If your credit limit is sufficient for the purchase, the order will finish and you're invoiced on Net 30 terms from the date of shipment.

## INVOICING AND PAYMENT

### How are we invoiced?

- An invoice will be sent to any designated administrator or payer on your Apruve account. It will be sent via email and include an attached PDF to print if needed.

### Do you help remind us when I need to pay my open invoices?

- Yes! Apruve will send automated email reminders prior to your due date, on your due date, and after the due date is the invoice goes overdue.

#### **How do I pay my open invoices?**

- There are typically three options.
  - Pay online using your bank account.
  - Send an ACH payment to the bank account listed on the invoice.
  - Send a check.

#### **How do I know which payment method to use?**

- By far, the fastest, most efficient way to have your invoice closed is to pay electronically through [app.apruve.com](http://app.apruve.com). You can easily add your company's bank account and it is safely stored for future use. When you make a payment, simply click the "Pay" button in the email you receive, log in to Apruve, and click the orange "Pay" button on the invoice shown in Apruve.

#### **Why not send a paper check?**

- While you are welcome to do so, checks are slow to be received and processed. They are also often sent without remittance information. This can lead to delays in processing and your account can become severely overdue.

#### **Should I ever send my check to FLIR Systems?**

- NO. Apruve manages the invoicing and credit program for FLIR Systems. If you are sending a check, please use the address listed on the invoice. In addition, please send an email to [remittance@apruve.com](mailto:remittance@apruve.com) indicating the invoice number and amount being sent in the mail.