

# 2024 Election Outreach Toolkit

## For Overseas Citizens Voting Absentee

### Instructions

This outreach toolkit can support your organization in its efforts to help U.S. citizens overseas vote absentee in the 2024 elections — from anywhere in the world.

You're welcome to **customize and publish the following shared content on digital channels** in order to reach U.S. citizens living overseas.

Available content includes:

- **Shareable graphics and template short-form posts** for social media (Facebook, Instagram, LinkedIn, Twitter (X), etc.)
- **Long-form post content** for a blog, message board or LinkedIn
- **Blurb content** for e-newsletter or website
- **Info Sheets**
- **Infographic**

U.S. citizens overseas need extra time to register to vote absentee. There are three elections in 2024, so it's never too early to share this information. For the General Election on November 5, 2024, it's best to share by mid-July so voters have time to register and request a ballot by August 1, 2024 (though state deadlines may be later).

The images in this document are for reference. Full-size image and video files are available [here \[ZIP folder link\]](#).

Get more shareable content from FVAP [here](#).

## Table of Contents

<b>Social Media Posts</b>	<b>3</b>
1. Post Theme #1: Two Easy Steps	3
2. Post Theme #2: This is Voting	4
3. Post Theme #3: Semester at Sea - Steps for Successfully Voting While on a Ship	5
4. Post Theme #4: Frequently Asked Questions from U.S. Students Studying Abroad	6
5. Post Theme #5: Vote While Teaching Abroad- Steps for Successfully Voting While Working Outside the United States	7
6. Post Theme #6: Promoting Voting Assistance Workshops & Town Halls	10
<b>Long-form Post for Blog, Message Board or LinkedIn</b>	<b>13</b>
1. Register to vote and request your ballot.	13
2. Fill out and send in your ballot when it arrives.	13
<b>Blurb Content for E-Newsletter or Website</b>	<b>14</b>
<b>Infosheets</b>	<b>14</b>
<b>Infographic</b>	<b>16</b>

## Social Media Posts

### Post Theme #1: Two Easy Steps

#### Facebook/Instagram/LinkedIn

Register and request your ballot by August 1 for the General Election. Then, cast your ballot as soon as it arrives. Head to [FVAP.gov](https://fvap.gov) to get started.



#### X (Twitter)

Did you know #USCits can vote from anywhere? Here are two simple steps you can take to vote absentee in 2024.



### Post Theme #2: This is Voting

## Facebook/Instagram/LinkedIn

Overseas citizens do things a little differently than citizens stateside. And that includes voting. No matter where you live, you can vote absentee. Get started at [FVAP.gov](https://fvap.gov).




## X (Twitter)

Overseas citizens do things a little differently than citizens stateside. And that includes voting. No matter where you live, @FVAP can help you vote absentee.



## Post Theme #3: Semester at Sea - Steps for Successfully Voting While on a Ship



### STEP 1

Fill out your **Federal Post Card Application (FPCA)** on [FVAP.gov](https://fvap.gov) as soon as you leave the United States. Your current mailing address must be located outside of the United States. If you will be at sea at the time of the election **you can use the foreign port address.** **You are required to include a foreign mailing address** even if you are requesting that your ballot be sent to you electronically.

### STEP 2

**Send your ballot back as soon as you receive it.**

Check [FVAP.gov](https://fvap.gov) to see if your state allows for electronic voted ballot return. If your state requires mail return, mail your ballot to your election office as soon as you reach the next port.

**If your requested ballot doesn't arrive by early October, or earlier based on your access to reliable mail service, use the Federal Write-In Absentee Ballot (FWAB) on [FVAP.gov](https://fvap.gov).**

It works like a backup ballot.



**FVAP.gov**  
FEDERAL VOTING ASSISTANCE PROGRAM

## Post Theme #4: Frequently Asked Questions from U.S. Students Studying Abroad



**Q: Can I vote online? Can I sign my voter registration, Federal Post Card Application (FPCA)/State Ballot/Federal Write-in Absentee Ballot (FWAB) electronically?**

**A:** States do not allow online voting, but many allow for online voter registration and alternative methods for returning the voted ballot. If your state does allow voted ballots to be emailed or uploaded, you still have to print, sign, scan, and send it to your election office.

**Q: I'm already registered to vote in my home state, can my parent(s), or another family member just mail my ballot to me from the United States?**

**A:** Your parent(s), or another family member should not mail your ballot to you from the United States. In order to have the blank ballot sent directly to you 45 days before an election, you must register to vote and request a ballot using an FPCA and send it to your election office. You can request your blank ballot to be sent to you electronically, which is the fastest way to receive your ballot.

**Q: I will be studying abroad in more than one location, which one should I put down as my overseas address?**

**A:** Use the address where you think you will be living at the time of the election. If you are not sure of the address, put down as much as you know, even if it's just the address of the school you will be attending. You may request your blank ballot be sent to you electronically for fast receipt. Your election office mainly needs to know that you are actually overseas. If you put down a U.S.- based address your FPCA could be rejected.

**Q: I already know who I want to vote for, can I send in a FWAB (back-up ballot) now just in case I don't get my state ballot in time?**

**A:** Yes, as long as you are overseas, you can send your FWAB at any time to ensure the voted ballot arrives by the state's election deadline. Then if you receive your requested state ballot later, you can vote and send that in also. If both arrive by the deadline, the election office will only count one ballot. Be sure to indicate the election the voted ballot is for (primary, general, run-off) on the outside of the FWAB envelope.

**Q: Can I send in my FPCA before I go abroad?**

**A:** While you can register to vote before leaving, your absentee ballot request must contain your mailing address overseas.

## Post Theme #5: Vote While Teaching Abroad- Steps for Successfully Voting While Working Outside the United States



### STEP 1

Fill out your **Federal Post Card Application (FPCA)** on [FVAP.gov](https://www.fvap.gov) as soon as you leave the United States. Your current mailing address must be located outside of the United States.

**You are required to include a foreign mailing address** even if you are requesting that your ballot be sent to you electronically.

### STEP 2

**Send your ballot back as soon as you receive it.**

Check [FVAP.gov](https://www.fvap.gov) to see if your state allows for electronic voted ballot return. If your state requires mail return, mail your ballot to your election office as soon as possible.

**If your requested ballot doesn't arrive by early October, or earlier based on your access to reliable mail service, use the Federal Write-In Absentee Ballot (FWAB) on [FVAP.gov](https://www.fvap.gov).**

It works like a backup ballot.



**FVAP.GOV**  
FEDERAL VOTING ASSISTANCE PROGRAM

## How to Create Carousels and Galleries

### Create a Facebook Gallery

**Step 1:** Go to your page/profile then to the “Photos” tab.

**Step 2:** Click on “Albums” under “Photos”.

**Step 3:** Tap “Create Album.”

**Step 4:** Enter an album title. You can also change the privacy of your album by tapping the box above “Album Name” (this may say “Friends” or “Public” depending on your account settings)..

**Step 5:** Tap “Upload Photos or Videos” and upload the provided images then “Save”.

**Step 6:** Tap “Post”.

### Create a Twitter (X) Gallery

**Step 1:** While on your homepage, click the textbox that says “What is happening?!” to create a new post.

**Step 2:** Next click on “Media”, this is the icon of a landscape below the post textbox.

**Step 3:** Upload the provided images and press “Open” to upload.

**Step 4** Then select “Post”. Note: you can see all media you’ve posted by heading to your profile and selecting the “Media” tab.

### Create an Instagram Carousel

**Step 1:** Click on the “+” button from the navigation bar at the bottom of your screen.

**Step 2:** Select the option to create a new “Post.”

**Step 3:** Above your image library, you’ll see an icon of a square on top of another square, this is the “Select Multiple” option. Select this option and you will notice a circle appears above each image with the first one selected displaying a “1” to indicate the order it has been selected.

**Step 4:** Select the provided photos in the order they should be displayed then tap on “Next.” You will then see the edit page, no edits are needed so select “Next” again.

**Step 5:** Add any hashtags and a caption.

**Step 6:** Tap on the “Share” button to make it live.

### Create a LinkedIn Gallery

**Step 1:** Click on the “Start a Post” button on your LinkedIn homepage.

**Step 2:** Select “Media”.



**Step 3:** Select "Upload from Computer" and upload the provided images. On the next screen you will see a "+" button, tap this to upload more images.

Step 4:. Tap on the "Next" button and here you can add in relevant hashtags and a caption."

**Step 4.** Click on the "Post" button to share.

**Post Theme #6: Promoting Voting Assistance Workshops & Town Halls**

**Voting Assistance Workshop: In-Person**

# Attend an FVAP Voting Assistance Workshop

**In-person**



**Voting Assistance Workshop: Virtual**

# Attend an FVAP Voting Assistance Workshop

**Virtual**



Voting Assistance Workshop: Hybrid



# Attend an FVAP Voting Assistance Workshop

In-person and virtual options available.



## Editable Town Hall Workshop Template

# Attend an FVAP Voting Assistance Townhall

<b>LOCATION</b>	
[Address or URL.]	
<b>TYPE</b>	
[In-person or virtual.]	
<b>CONTACT</b>	
[Email x for more info.]	

How to use the template:

- Open your PDF file in Acrobat Pro.
- Click the Edit PDF tool on the right-hand panel. ...
- Use editing tools to edit the text of PDF. You are able to edit the Address or URL, the Type of workshop (in-person or virtual) and contact information.

Export your PDF to a JPEG file for use on social media:

- Go to the menu and select “File” > “Export to” > “Image.”
- Choose image format type (JPG file).
- Click “Export.”
- In the “Save As” dialog box, name your file and save.

Read More on how to [edit PDFs here](#).

## Long-Form Posts for Blog, Message Board or LinkedIn

### 2 simple steps for U.S. citizens overseas to vote from anywhere

Living across the pond? Working outside the states? No matter where you are, you can vote.

If you're a U.S. citizen living abroad, you can have your absentee ballots sent to you this election year. Here's how:

#### 1. Register to vote and request your ballot.

[Fill out the Federal Post Card Application \(FPCA\)](#) and send it to your election office by August 1 (or later depending on your state) for the General Election on November 5, 2024.

Find your state deadlines, election office's contact and other helpful information at [FVAP.gov](#).

Your voting residence (the U.S. state or territory where you are registering to vote) is likely your legal residence or the U.S. address where you last resided. [Here's how to determine your voting residence](#).

Using the FPCA ensures that your state will send your ballot to you at least 45 days before the election — a protection not guaranteed when using other forms. It's a good idea to send in a new FPCA every January and each time you move.

#### 2. Fill out and send in your ballot when it arrives.

For the General Election, you should receive your ballot by early October.

Vote and send back your ballot as soon as you receive it. The recommended vote-by date is October 13, 2024 if you're outside the U.S.

If you requested your ballot but haven't received it, [contact your election office](#) to ask about the status of your ballot request.

If there isn't enough time to receive and send back your ballot before the election, [use the Federal Write-In Absentee Ballot \(FWAB\)](#). It works like a backup ballot. If your official absentee ballot arrives after sending in the FWAB, fill out and send in the official ballot too. Only one will be counted.

After you send in your ballot, you can check if it was received by your election office. Get started at [FVAP.gov](#).

## Blurb Content for E-Newsletter or Website

## 2 simple steps for U.S. citizens overseas to vote from anywhere

Life can take you lots of places. And you can vote from all of them. Here's how:

**First, register and request your ballot. Fill out the [Federal Post Card Application \(FPCA\)](#) to get absentee ballots for all three elections in 2024. (For the General Election on November 5, do so by August 1.)**

**Second, when your ballot arrives, fill it out and send it in.**

The Federal Voting Assistance Program makes it that simple. Get anything else you need to vote absentee at [FVAP.gov](#).

### Info Sheets

#### Semester at Sea



**SEMESTER AT SEA**

**Steps for successfully voting while living on a ship**

**STEP 1** Fill out your **Federal Post Card Application (FPCA)** on [FVAP.gov](#) as soon as you leave the United States. Your current mailing address must be located outside of the United States. If you will be at sea at the time of the election **you can use the foreign port address. You are required to include a foreign address** even if you are requesting that your ballot be sent to you electronically.


**STEP 2** **Send your ballot back as soon as you receive it.** Check [FVAP.gov](#) to see if your state allows for electronic ballot return; If your state only allows for mail return, mail your ballot to your election office as soon as you reach the next foreign port.

If your ballot doesn't arrive by early October, use the **Federal Write-In Absentee Ballot (FWAB)** on [FVAP.gov](#). It works like a backup ballot.

[FVAP.gov](#) | FVAP Office: 1-800-438-VOTE (8683) | [vote@fvap.gov](#)

## Study Abroad FAQ



### STUDENTS STUDYING ABROAD

#### Frequently Asked Questions from U.S. Students Studying Abroad


**Q: Can I vote online? Or sign my Federal Post Card Application (FPCA)/ Ballot /Federal Write-In Absentee Ballot (FWAB) electronically?**  
**A:** States do not allow online voting, or use of electronic signatures. If your state does allow ballots to be emailed or uploaded, you still have to print, sign, and send it to your election official.

**Q: I'm already registered to vote in my home state, can my parents just mail my ballot to me from the United States?**  
**A:** Your parents can't mail your ballot to you from the United States. In order to receive the benefits under the Uniformed and Overseas Citizens Absentee Voting Act (UOCAVA), such as receiving your ballot 45 days before an election, you must fill out an FPCA and send it to your election official. You can request for your ballot to be sent to you electronically, which will be the fastest way to receive your ballot. You must send it to your election official from overseas, if not, it could be rejected.

**Q: I will be studying abroad in more than one location, which one should I put down as my overseas address?**  
**A:** Use the address where you think you will be living at the time of the election. If you are not sure of the address, put down as much as you know, even if it's just the city and country. You can always request for your ballot to be sent to you electronically. Your election office mainly needs to know that you are actually overseas. If you put down a U.S.-based address your FPCA could be rejected.


**Q: Can I send in my FPCA before I go abroad?**  
**A:** No, you have to be outside of the U.S. at the time when you send it to your election office.

**Q: I already know who I want to vote for, can I send in a FWAB now just in case I don't get my ballot in time?**  
**A:** Yes, as long as you are overseas, you can send your FWAB at any time. Then if you receive your official ballot later, you can send that in also. Your election office will only count your most recent ballot or FWAB.



FVAP.gov | FVAP Office: 1-800-438-VOTE (8683) | vote@fvap.gov

## English Teachers Abroad




### ENGLISH TEACHERS ABROAD

#### Steps for successfully voting while working outside the United States

**STEP 1** Fill out your Federal Post Card Application (FPCA) on FVAP.gov as soon as you leave the United States. Your current mailing address must be located outside of the United States. **You are required to include a foreign address** even if you are requesting that your ballot be sent to you electronically.

**STEP 2** Send your ballot back as soon as you receive it. Check FVAP.gov to see if your state allows for electronic ballot return; if your state only allows for mail return, mail your ballot to your election office as soon as possible.

If your ballot doesn't arrive by early October, use the Federal Write-In Absentee Ballot (FWAB) on FVAP.gov, it works like a backup ballot.



FVAP.gov | FVAP Office: 1-800-438-VOTE (8683) | vote@fvap.gov

## Infographic

### HOW TO VOTE FROM ANYWHERE IN **2 Simple Steps...** WHEN YOU'RE A U.S. CITIZEN OVERSEAS

ACROSS THE POND?  
**NO MATTER WHERE YOU ARE, YOU CAN VOTE.**

If you're a U.S. citizen living abroad, you can have your absentee ballot sent to you.

**HERE'S HOW:**

**STEP 1**

**FILL OUT THE FEDERAL POST CARD APPLICATION (FPCA) AT FVAP.GOV TO REGISTER AND REQUEST YOUR BALLOT**

**WHEN?**  
Send it to your election office by **August 1\*** (or later depending on your state) for the General Election on November 5, 2024.

**STEP 2**


**FILL OUT AND SEND IN YOUR BALLOT WHEN IT ARRIVES**

**WHEN?**  
By the recommended deadline of **OCTOBER 13, 2024.**

**WHAT IF THE BALLOT DOESN'T ARRIVE IN TIME TO FILL OUT AND SEND BACK BY THE DEADLINE?**  
Use the *Federal Write-In Absentee Ballot* (FWAB) as a backup ballot at FVAP.gov.

**WANT TO MAKE SURE YOUR BALLOT WAS RECEIVED?**  
Check the status at FVAP.gov.

THAT'S IT. YOU'RE AN OVERSEAS VOTER.  
**GET MORE INFO AND ASSISTANCE AT FVAP.GOV**



**FVAP.gov**  
FEDERAL VOTING ASSISTANCE PROGRAM

Americans can vote. *Wherever they are.*

\*Recommended to ensure ballot arrives by election day