

---

# Drought Planning Handbook Emergency Drinking Water Supply For California Indian Tribes

---

Prepared by State of California and Federal Agencies

October 2015



## **Table of Contents**

Drought Planning Handbook .....	3
Emergency Water Supply Flowchart .....	17
Coast Region ESC Operational Area Assignments.....	19
Inland Region ESC Operational Area Assignments .....	20
Southern Region ESC Operatoinal Area Assignments .....	21
Emergency Drinking Water Supply Resources for California Indian Tribes.....	22
Emergency Drinking Water Supply Procurement and Distribution Planning .....	38

---

# Drought Planning Handbook Emergency Drinking Water Supply For California Indian Tribes

---

Prepared by State of California and Federal Agencies

October 2015



---

## **Table of contents**

The drought planning handbook contains the following sections:

1. Introduction
2. Response concepts of operations
3. Direction, control, and coordination
4. Intelligence gathering and situation reporting
5. Resource management
6. Appendix

---

# 1. Introduction

## 1.1. Purpose

In response to the 2014-2015 emergency drought conditions in California, state and federal agencies conducted numerous coordination activities for planning and response to drinking water supply issues impacting California Indian Tribes (Tribes). As part of this effort, this Handbook was created with the intent of creating a framework for coordination and effective response among state and federal agency stakeholders involved in providing resources for emergency drinking water supply to Tribes.

The scope of this Handbook is for emergency drinking water supply, and primarily applies to public water systems; however, it may also be applicable to small and individual water systems depending on the mandate of the specific agency and its program. This Handbook identifies state and federal agency programs and resources available to assist with providing emergency drinking water supply to Tribes. Information used to develop this Handbook is based on the Cal OES *Emergency Drinking Water Procurement and Distribution Planning Guidance* (May 2014).

Coordinating state and federal agencies include:

- California Office of Governor/Office of Tribal Advisor (Cal OTA)
- California Governor's Office of Emergency Service/Office of Tribal Coordination (Cal OES)
- California State Water Resources Control Board/Division of Financial Assistance (State Water Board DFA)
- California Department of Water Resources/Tribal Policy Advisor (Cal DWR)
- U.S. Army Corps of Engineers/Sacramento District/Readiness Section (USACE)
- U.S. Department of Agriculture/Rural Development/State Tribal Programs (USDA)
- U.S. Department of Health and Human Services/Office of the Assistant Secretary for Preparedness and Response/Region IX (ASPR)
- U.S. Department of Health and Human Services/Indian Health Service/California Area (IHS)
- U.S. Department of Housing and Urban Development/Southwest Office of Native American Programs (HUD)
- U.S. Department of the Interior/Bureau of Indian Affairs/Pacific Region (BIA)
- U.S. Department of the Interior/Bureau of Reclamation/Mid-Pacific Region (BOR)
- U.S. Environmental Protection Agency/Region IX (EPA)
- U.S. Geological Survey/Pacific Regional Directors Office (USGS)

## 1.2. Definitions

This Handbook defines the following terms:

- **Emergency drinking water:** Emergency drinking water supply is generally defined as packaged/bottled water, bulk/hailed water, temporary intertie with neighboring system, and treatment of available water provided within a short duration (e.g. less than 30 days). Drinking water projects to address drought-related issues other than this are generally referred to as short or long-term, and may be over several months or years.
- **Public Water System:** Public water systems provide water for human consumption for at least 15 service connections or serve an average of at least 25 people for at least 60 days a year.
- **Small water system:** Small water systems provide water for human consumption for 5 to 14 service connections or regularly serve an average of less than 25 people for at

---

least 60 days a year.

- **Individual or very small water systems:** Individual or very small water systems provide water for human consumption for less than 4 service connections or regularly serve an average of less than 25 people for at least 60 days a year.

### 1.3. Assumptions

This Handbook includes assumptions as follows:

- Tribes have the first and final authority for emergency response impacting their communities.
- Tribes have varying levels of capacity and resources to provide emergency drought response for drinking water supply. Agencies need to recognize this during the planning and response coordination.
- Tribes have varying levels of emergency planning guidelines. Tribes may have a draft or completed Drought Contingency Plan (Plan); which provides a framework for managerial and technical actions and potential response systems in order to prevent, or better respond to, a drought-related emergency.
- The risks to public health from water shortages could be high and include issues of water quality, water quantity, sanitation, hygiene for personal use and food preparation, as well as issues related to, air quality, fire suppression, and food security.
- The focus of this document is on health and safety (e.g. emergency water supply for residential home interior uses and sanitation).

### 1.4. Reaffirming coordination best practices

This Handbook provides a framework for coordination among state and federal agencies that will enhance preparedness and response. In order to provide an effective and efficient emergency response, state and federal agencies reaffirm coordination best practices including:

- Better coordination among agencies depends largely on each agency having a better understanding of all agencies' roles in the emergency response.
- While agencies have unique missions, mandates, and approaches, some may have degrees of flexibility when confronted with widely varying field realities.
- It is critical that the community of state and federal agencies understands and uses the potential of each agency in a coordinated response.
- Decisions often have to be multi-agency decisions as no single agency or organization has all of the information or the resources needed.
- No resource, however, large or small, should be overlooked or wasted, especially in large-scale emergencies.
- To avoid the creation of separate mechanisms that may duplicate efforts or waste resources, all agencies should be included in some way.
- There is no single best model for coordination. Instead, coordination should occur in relation to the overriding issues and constraints, and in many situations, there may be a need for different mechanisms or strategies at the same time in order to meet different needs, while remaining part of the larger, overall, operational coordination system.

Reference: UNHCR (June 2003). *Coordination*. University of Wisconsin Disaster Management Center.

---

## 2. Response Concept of Operations

### 2.1. Multi-Agency Coordination

Multi-agency coordination means the participation of agencies and disciplines involved at any level that work together in a coordinated effort to facilitate decisions for overall emergency response activities, including the sharing of critical resources and the prioritization of incidents. Multi-agency coordination is essential when the drought is state-wide and multiple tribal water systems are affected by the disaster.

### 2.2. Operational Priorities, Goals, and Strategies

During the Response Phase, emergency managers prioritize actions, set goals, and outline operational strategies. The following is a broad overview of those goals, priorities and strategies and describes what should occur during each step, when and at whose direction.

#### 2.2.1. Operational Priorities

**Protect Health and Safety:** While the overall governing priority is to save lives during an emergency, the primary priority of this operation is to protect health and safety. As such, measures should be taken to mitigate the emergency's impact on public health and safety.

#### 2.2.2. Operational Goals

Operational goals, along with overarching communication and coordination, include:

- Mitigate hazards
- Meet basic human needs
- Address needs of people with disabilities and older adults (e.g. vulnerable populations)
- Restore essential services
- Support community recovery

#### 2.2.3. Operational Strategies

Operational strategies include:

- **Mitigate hazards:** Act to reduce the risk to human life from the hazard event (e.g. drought). For a drought emergency, hazard mitigation activities and projects could include the development of a drought contingency plan, development and enforcement of water use rate structures, development and enforcement of water conservation programs, water audits, construction of inter-tie and alternative water systems, and development of emergency water hauling plans. In general, hazard mitigation includes the essential steps of
  1. Hazard identification
  2. Vulnerability analysis
  3. Defining a hazard mitigation strategy
  4. Hazard mitigation activities and projects
- **Meet basic human needs:** All possible efforts must be made to supply resources to meet basic human needs, including drinking water during the emergency.
- **Address needs of people with disabilities and older adults (e.g. vulnerable populations):** People with disabilities and older adults are more vulnerable to harm

---

during and after a drought emergency. For example, vulnerable populations may not be able to haul containers filled with water to their home without assistance. The needs of people with disabilities and the elderly must be considered and addressed.

- **Restore essential services:** Drinking water and sanitation (and other essential services) must be restored as rapidly as possible to assist communities in returning to normal daily activities.
- **Support community recovery:** All members of the community should collaborate to ensure that recovery operations are conducted efficiently, effectively and equitably, promoting expeditious recovery of the affected areas.

## 2.3. Levels of Responsibility

A critical aspect of coordinating for the provision of an emergency water supply is that each agency has an understanding of all the agencies' roles in the response. A brief summary of each grouping of actors and agencies - including tribes, state, and federal - is provided below.

### 2.3.1. Tribal Water Utility and Tribal Government

The first level of responsibility is for the local tribal water utility and/or tribal government to ensure that the people they serve have access to drinking water, and is responsible for the procurement and distribution of emergency drinking water. This may include both community systems and individual home sites.

Planning for the provision of emergency drinking water is typically contained in a tribal drought contingency plan or other emergency planning document. Generally, the plan will provide information on the drought stages (e.g. five stages), triggering criteria, and response actions. For example, Stage 4 (critical) and Stage 5 (emergency) response actions include coordination and/or use of alternative water sources for water supply augmentation such as water haulers. The plan may indicate that emergency water sources are required when the total water source yield is unable to meet 25 gallons per person per day. For additional information, see the *Drought Contingency Plan for Public Water Systems for Tribes/Bands*, March 2014.

However, when the tribal water utility's or tribal government's ability to procure and distribute emergency drinking water is insufficient to meet the demand or exceeds, or is anticipated to exceed their capacity to do so, the tribal water utility and/or tribal government should contact the appropriate state/federal agency for assistance.

### 2.3.2. State and County Agencies:

This section briefly describes several state and county agencies that tribes may coordinate with for emergency assistance. The agency the tribe ultimately coordinates with, if any, may depend on several factors and conditions such as previous relationships, familiarity, and the specific state/county requirements for the resources.

#### **County Office of Emergency Services/Office of Emergency Services**

As needed and requested by the tribe, the Operational Area (OA) Emergency Operations Center (EOC) assists the local tribal water utility and/or tribal government in the procurement and distribution of emergency drinking water. The Governor's Office of Emergency Services (Cal OES) maintains three Operational Areas (Coastal, Inland, and Southern Regions).



---

Typically, the County Office of Emergency Services (OES) is the primary local coordination agency for emergencies, and would participate in response services with the tribe. A county may proclaim a local emergency when hazardous conditions cause significant damage or pose an imminent threat. A tribe may request emergency assistance from the County OES whether or not that county has proclaimed a local emergency. When the demand for procuring and distributing emergency drinking water exceeds or is anticipated to exceed its ability to do so, the OA EOC will contact Cal OES within the State Operations Center (SOC).

The level of communication and cooperation between the tribe and county generally depends on the relationship established before the event, and may vary widely throughout the State. In some cases, tribes may have a very strong relationship with the county and implement very effective relief services. However, in other cases, there may be limited coordination, and in this situation, the Tribal Advisor at the Operational Area or for Cal OES may be contacted for assistance in bridging communication gaps, and assist in coordination. The Tribal Advisor for Cal OES will help to ensure that communication is initiated between the tribe and country, and tribe and federal agencies.

### **State Water Resources Control Board/Division of Financial Assistance**

Tribes may apply directly to the State Water Board's DFA for an interim emergency drinking water project that may include (but not limited to) bottled water, vending machines, hauled water, interties, and well repair, rehabilitation, or replacement. The State approved an emergency drought relief funding package, and as a result, the State Water Board approved funding from the Cleanup and Abatement Account to meet interim emergency drinking water needs for those communities, including tribes, with a contaminated water supply or that suffer drought-related water outages or threatened emergencies. In order to be eligible for the Interim Emergency Drinking Water program, the tribe must also serve a disadvantaged community.

The State Water Board requires that tribes agree to a limited Waiver of Sovereign Immunity specific to the implementation of the project the State Water Board is funding. Tribes should be aware of this condition and consider the up-front review time such an agreement may require. The State Water Board can provide example agreements to the tribe in advance in order to allow for adequate review time.

An example scenario may involve the State Water Board using verbal authority to provide rapid relief with bottled water over a limited duration (e.g. 1-2 weeks). After the initial relief, the State Water Board could provide hauled water (e.g. by tanker truck) for a short duration (e.g. 2-3 months) based on the agreement between the State Water Board and the tribe. Typically, the tribe would purchase the water from a local vendor and then submit receipts to the State Water Board for cost reimbursement, which could include the costs for the water and delivery.

### **Tribal Advisor at the Office of the Governor and Department of Water Resources**

Additionally, the tribe may contact the Tribal Advisor at the California Office of the Governor (Cal OTA) and the Tribal Policy Advisor at the California Department of Water Resources (Cal DWR) to provide updates and coordinate related short and longer-term projects.

The Appendix contains additional information on each agency's program. Table 1 presents a summary of the state and county agencies and their respective drinking water-related functions for drought emergencies. Generally, emergency water supplies are coordinated as follows:

- County OES/Cal OES: bottled water
- State Water Board DFA: bottled water, vending machines, hauled water, interties, well repair/rehabilitation/replacement, etc.

**Table 1: State and county agency drinking water functions for drought emergencies**

State/County Agency	Role	Drinking Water Functions
County OES	Primary	Provision of emergency drinking water
Cal OES	Primary	Coordination of emergency services
State Water Board DFA	Primary	Provision of emergency drinking water <sup>(1)</sup>
Cal OTA	Support	Coordination and advocacy
Cal DWR	Support	Coordination <sup>(2)</sup>

1: Long-Term solutions through Drinking Water State Revolving Fund Program (SRF) and Prop 1

2: In addition, agency provides projects for short and long-term drinking water.

### 2.3.3. Federal Agencies:

Several federal agencies have specific programs and resources for emergency drinking water, while others do not. However, those federal agencies that do not have specific programs for emergency drinking water may be able to provide technical assistance, coordination, or have programs to address long-term drought-related water supply needs. Therefore, the tribe should contact the appropriate federal agency for assistance. If contacted by the tribe, the community of federal agencies should direct the tribe to the most suitable agency that could provide assistance for emergency drinking water. A tribe may proclaim a local emergency; however, generally this is not a requirement for federal assistance.

As needed and requested by the tribe, the primary federal agency assists the local tribal water utility and/or tribal government in the procurement and distribution of emergency drinking water. Typically, either the USDA or the IHS will be the primary federal agency for the provision of emergency water supply, and assisted by the EPA to coordinate the response. In particular, the USDA has funding under the Emergency Community Water Assistance Grants (ECWAG), which can provide emergency water to a community for several months.

The specific federal agency (e.g. USDA or IHS) that provides the resources for emergency drinking water will be based on available funding at the time of the tribe's request and the scope of assistance being requested. Generally, the USDA can provide a longer duration response, while the IHS can provide a relatively more rapid, short-term assistance. If the issue also involves water quality, then EPA would also be included as a primary agency. The EPA has a regulatory role as the primacy agency for the Safe Drinking Water Act (SDWA), and therefore, would need to be aware of any potential modification to the water system to ensure SDWA compliance.

Generally, as a result of periodic water supply assessments and consultation with the tribes, the IHS would become aware of potential needs for emergency assistance, and rapidly share the information with the other primary federal agencies, primary state agencies, and other federal partners as necessary (e.g. by email and/or conference call). Any request by the tribe for assistance should be rapidly shared among the USDA, IHS, and EPA to ensure a well-coordinated, efficient, and effective response. Federal agencies, including HUD, USACE, USGS, BOR, and BIA, may provide follow-on assistance with short/long-term projects or technical assistance.

Technical assistance can be provided by several federal agencies to assist with planning, filing applications, well level drawdown and other activities. The primary contact for technical assistance is EPA and their contractor. Both EPA and USDA currently use Rural Community Assistance Corporation to provide assistance. IHS through their district and field office also provides technical and planning assistance.

If the demand for emergency services exceeds or is anticipated to exceed the capacity of the tribe and the community of federal agencies, the federal agencies would contact their respective headquarters to request additional assistance. If the need were to exceed the capabilities of the combined federal agencies, then the IHS would make a request to ASPR through the IHS Headquarters office. The ASPR, under the Department of Health and Human Services (HHS), provides assistance to augment state, tribal, and local capabilities during a public health emergency and medical disaster in support of HHS' lead role in Emergency Support Function (ESF) 8 of the National Response Framework (NRF). The Office of the Assistant Secretary for Preparedness and Response (ASPR) can be activated by the Secretary of HHS by declaring a public health emergency or by the President under the Stafford Act by declaring a major disaster or emergency.

The Appendix contains additional information on each agency's program. Table 2 presents a summary of the federal agencies and their respective drinking water-related functions for drought emergencies.

**Table 2: Federal agency drinking water functions for drought emergencies**

<b>Federal Agency</b>	<b>Role</b>	<b>Drinking Water Functions</b>
IHS	Primary	Coordination and provision of emergency drinking water <sup>(1)</sup>
USDA	Primary	Provision of emergency drinking water <sup>(1)</sup>
EPA	Primary	Coordination and technical assistance <sup>(1)</sup>
HUD	Support	Projects for imminent health threats <sup>(1)</sup>
USACE	Support	Technical assistance
USGS	Support	Technical assistance
BOR	Support	Technical assistance
BIA	Support	Technical assistance
ASPR	Support (Primary*)	Resources for a public health emergency and medical disaster <sup>(2)</sup>

1: In addition, agency provides projects for short and long-term drinking water.

2: Resources available when ASPR is activated by the Secretary of HHS or by the President under the Stafford Act.

3: Technical assistance may include such activities as engineering assistance to locate facilities, aerial mapping, and environmental.

### 3. Direction, Control, and Coordination

Responsibility for emergency response and assistance is based on each individual agency's responsibility, authority, or mandate. Typically, the emergency response is coordinated under the tribal government; however, the specific activities for the provision of emergency drinking water may be delegated to the tribal water utility manager. In some cases, a drinking water emergency on tribal lands may present a unique set of circumstances because stakeholders and agencies may not typically interact with each other on a frequent basis, and therefore, it is critical that coordination and information sharing take place early on at all levels.

#### 3.1.1. Tribal Water Utility and Tribal Government

The tribal water utility and/or tribal government should take action to restore service when the drought emergency causes the water system to fail a drinking water standard or creates a critical disruption in service (e.g. below a specified triggering criteria). The lead tribal

---

government official who manages the incident should:

1. Activate emergency plans and procedures (e.g. Drought Contingency Plan)
2. Notify as appropriate and necessary:
  - Local and State agencies in accordance with local policies and procedures (e.g. County OES, Cal OES)
  - Federal agencies (e.g. USDA, IHS, EPA)
3. Issue notices to the public (e.g. mandatory water restrictions, boil water notices) according to local policies and procedures and/or regulatory agency protocols
4. Manage the incident in accordance with emergency response plans, policies and procedures
5. Coordinate with response agencies and integrate into the emergency response structure as required by the scope of the emergency
6. Provide situational information to the appropriate agencies in accordance with policies and procedures

### **3.1.2. State, County, and Federal Agencies:**

The state, county, and/or federal agency(s) may become directly involved in the emergency drinking water response upon request from the tribal government. The agency should:

1. Notify:
  - Other primary agencies
2. Contact the affected tribal government and/or tribal water utility manager and/or send an agency representative to assess impact (primary agencies should coordinate communication with tribal government and send personnel for site assessment).
3. Offer technical assistance to the affected tribal water system
4. Continue to coordinate remotely with the affected tribe or send an agency representative, depending on staff availability and the needs of the emergency, to the appropriate location

## **4. Intelligence Gathering and Situation Reporting**

In order to avoid duplication of efforts and to expedite procurement and distribution of emergency drinking water to affected populations, it is critical that information regarding the situation be transmitted in a coordinated and efficient manner. As the situation progresses through the stages of the drought emergency (e.g. from Stage 4/Critical to Stage 5/Emergency), it is important to determine the scale of the emergency and the areas where the existing drinking water supply and distribution system has been impacted. Situational information will help facilitate decisions on whether and when to activate the provision of emergency drinking water.

Generally, established local tribal government procedures and systems for information management, reporting situation status, and requesting resources should be followed. This should be in coordination with any state, county, or federal agency required forms for requesting assistance and resources, and situation updates.

## **5. Resource Management**

Incident management requires carefully managed resources to meet critical incident needs.

---

Resource management must be flexible and scalable in order to support any incident and be adaptable to real-time changes in incident size and scope. Efficient and effective deployment of resources requires that resource management spans the lifecycle of an incident.

Tribes may request resources from the state, county, federal agency, and/or other local stakeholder (e.g. private-sector and non-governmental organizations). Incident resources may include funding, supplies (e.g. bottled water), personnel, and equipment.

### **5.1.1. Policies**

**State:** It is the policy of the State that contracts and agreements for emergency response should be entered into and executed by the lowest level of government possible (e.g. at the County level). When local resources are exhausted and additional resources are required, resource requests will follow an established process for ordering, tracking, mobilizing and demobilizing. Depending on the scale of the emergency, limited resources may need to be allocated or controlled.

**Federal:** Generally, federal agencies establish agreements for emergency (and other services) directly with the impacted Tribe. Depending on the authority of the federal agency, an interagency agreement (IA) may be established between federal agencies to provide the agreed upon services to the Tribe. To the greatest extent possible, federal agencies will coordinate resources to minimize potential gaps and duplications, and maximize effectiveness and impact. Depending on the scale of the emergency, limited resources may need to be allocated or controlled.

### **5.1.2. Resource Requests**

Typically, all resource requests, at each level, should include the following:

1. Clearly describe the current situation
2. Describe the requested resources
3. Specify the type or nature of the service the resource(s) will provide (e.g. bottled water, water hauling, etc.)
4. Provide delivery location with a common map reference
5. Provide local contact at delivery location with primary and secondary means of contact (e.g. name, office phone number, cell phone number, email address)
6. Provide the name of the requesting tribal official
7. Indicate time frame needed and an estimate of duration

### **5.1.3. Resource Directories**

Each agency should maintain a pre-identified listing of programs and/or resources for emergency water supplies that are available to Tribes, as appropriate to the given agency. The Appendix contains additional information on each agency's program and resources.

### **5.1.4. Methods of Assistance**

Tribes have multiple methods of assistance for emergency water supplies, and are summarized below. The Appendix contains additional information on emergency water procurement and distribution planning.

1. **Emergency interties with neighboring water systems:** A temporary connection to a

---

neighboring water system with drinking water that may be possible via above or below ground piping and/or temporary hydrant tapping.

2. **Bulk/hailed drinking water from neighboring water systems:** Bulk/hailed water is moved by tanker truck from a neighboring system with drinking water to the impacted system and provided to residents by use of existing distribution system or constructed distribution points.
3. **Packaged or bottled water:** Water in one-gallon plastic containers or cases of individual bottles can be procured from local retail stores, community-based organizations, major commercial beverage distributors, and/or state or federal agencies. A list of approved commercial bottled water vendors is maintained by the California Department of Public Health (CDPH) and can be found at <http://www.cdph.ca.gov/programs/Pages/fdbBVW.aspx>. Distribution points or methods will be required if packaged water is to be distributed to residents.
4. **Bulk/hailed drinking water deliveries:** Bulk/hailed water is moved by tanker truck from a licensed drinking water hauler to the impacted system and provided to residents by use of existing distribution system or constructed distribution points. The CDPH maintains a list of licensed drinking water haulers at: <http://www.cdph.ca.gov/programs/Pages/fdbBVW.aspx>.
5. **Treatment of available water:** An available water source (e.g. nearby stream, well, etc.) is treated using a commercial portable water treatment system, and distributed to the residents. The state or federal agency (e.g. EPA) should be consulted prior to implementing this alternative to ensure that the water source and/or treatment unit is sufficient for the specific water source and potential contaminants.

---

**APPENDIX:**

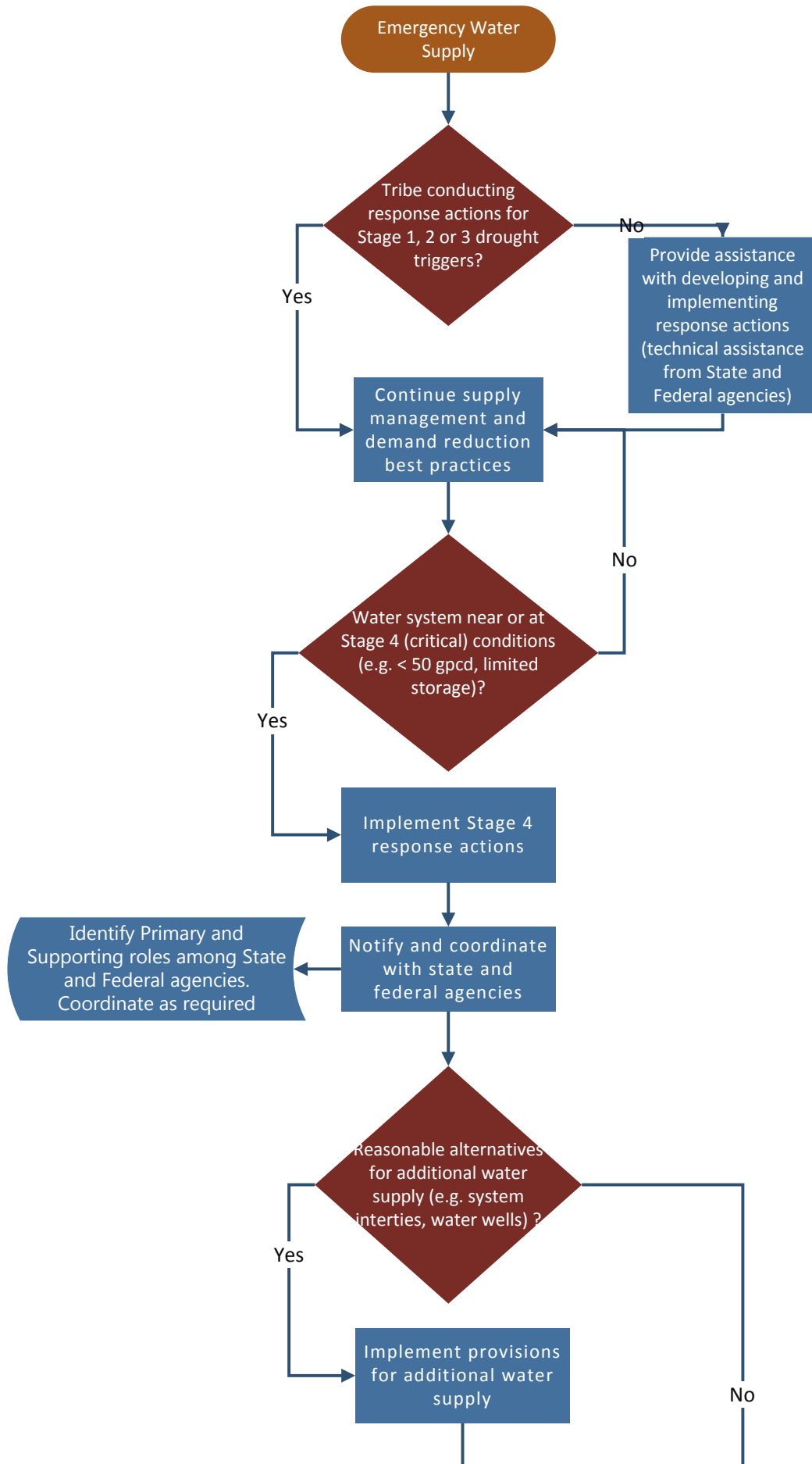
- A. Flowchart for emergency water supply
- B. Maps of Cal OES operational area assignments
- C. Resource summary sheets of state and federal agencies
- D. Emergency drinking water supply procurement and distribution planning guide

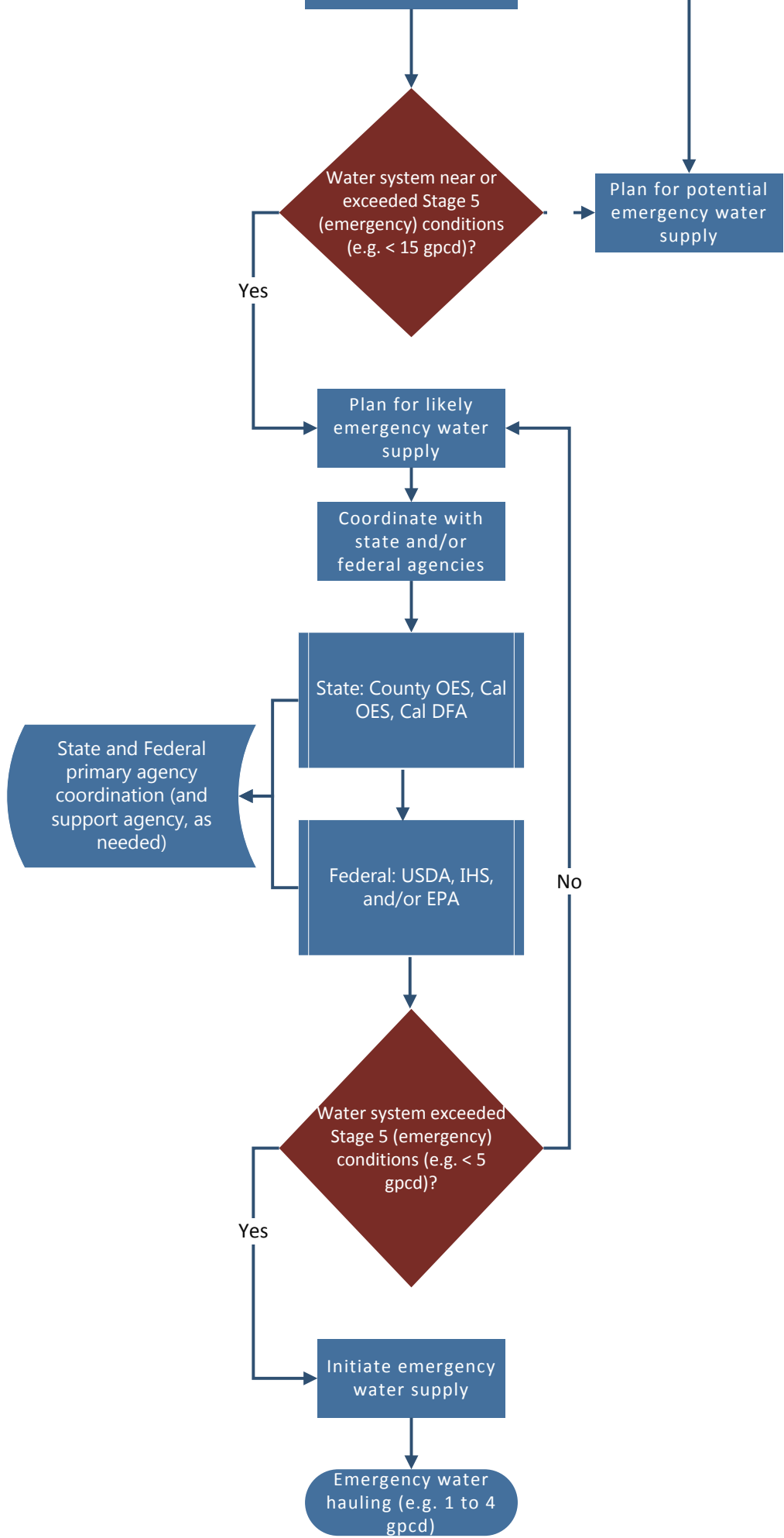




# Emergency Water Supply Flowchart

IHS/California Area (Draft October 2015)










# Coastal Region ESC Operational Area Assignments

Governor's Office of Emergency Services

As of November 12, 2013

## Emergency Service Coordinator

	Roger Sigtermans (415) 298-3550 Cellular
	Memoree McIntire (510) 220-0185 Cellular
	Nancy Smith (510) 520-3057 Cellular
	Catrina Christian (510) 295-3340 Cellular
	Sandra McKenzie (510) 207-8832 Cellular

## Law Coordinator

Greg Smith (510) 207-8976 Cellular

## Fire Coordinator

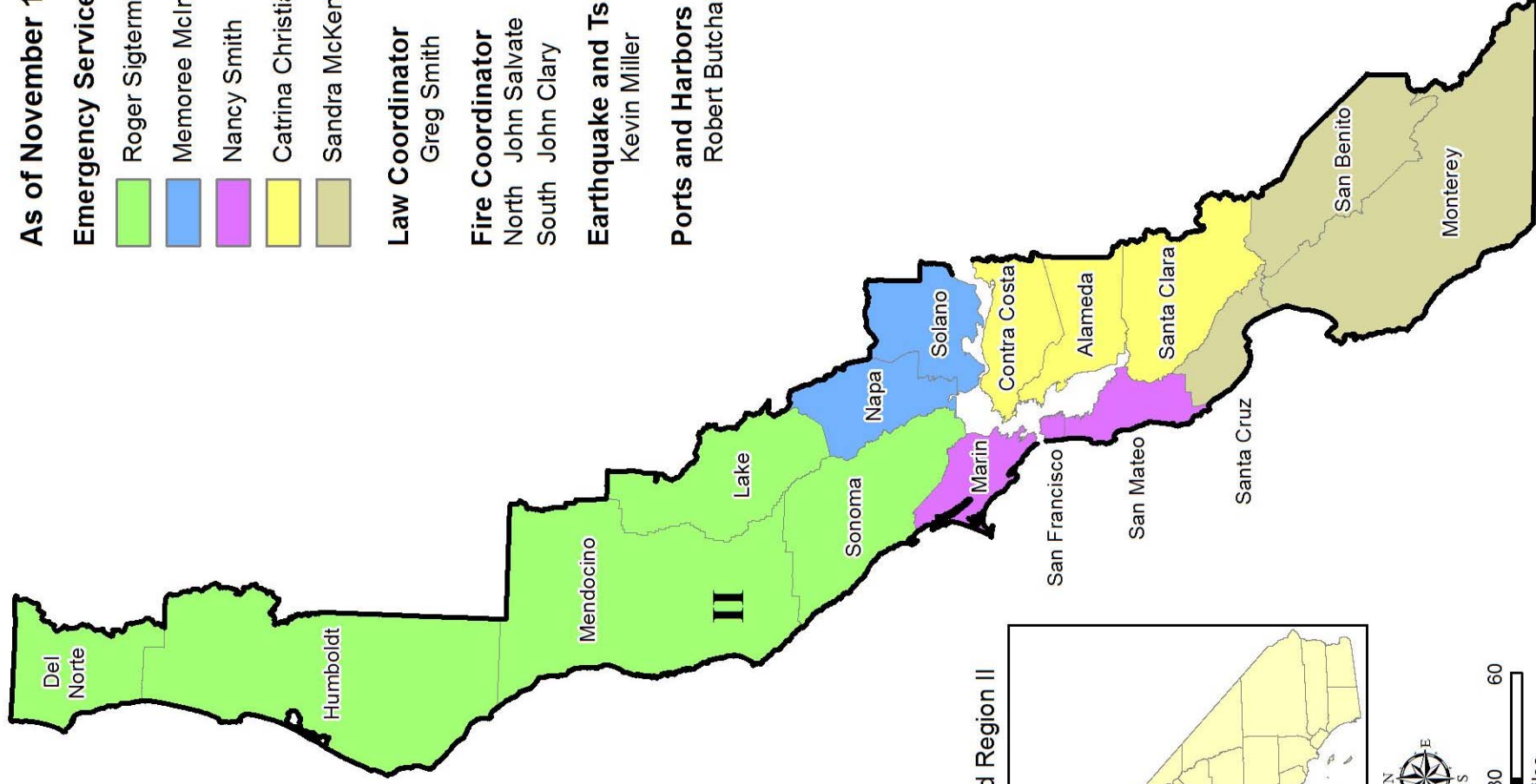
North John Salvate (707) 853-6150 Cellular  
South John Clary (925) 381-5526 Cellular

## Earthquake and Tsunami Coordinator

Kevin Miller (510) 326-1141 Cellular

## Ports and Harbors

Robert Butchart (510) 816-7416 Cellular



Cal OES  
GOVERNOR'S OFFICE  
OF EMERGENCY SERVICES



# Inland Region ESC Operational Area Assignments

Governor's Office of Emergency Services



**As of January 1, 2014**

## Emergency Service Coordinator

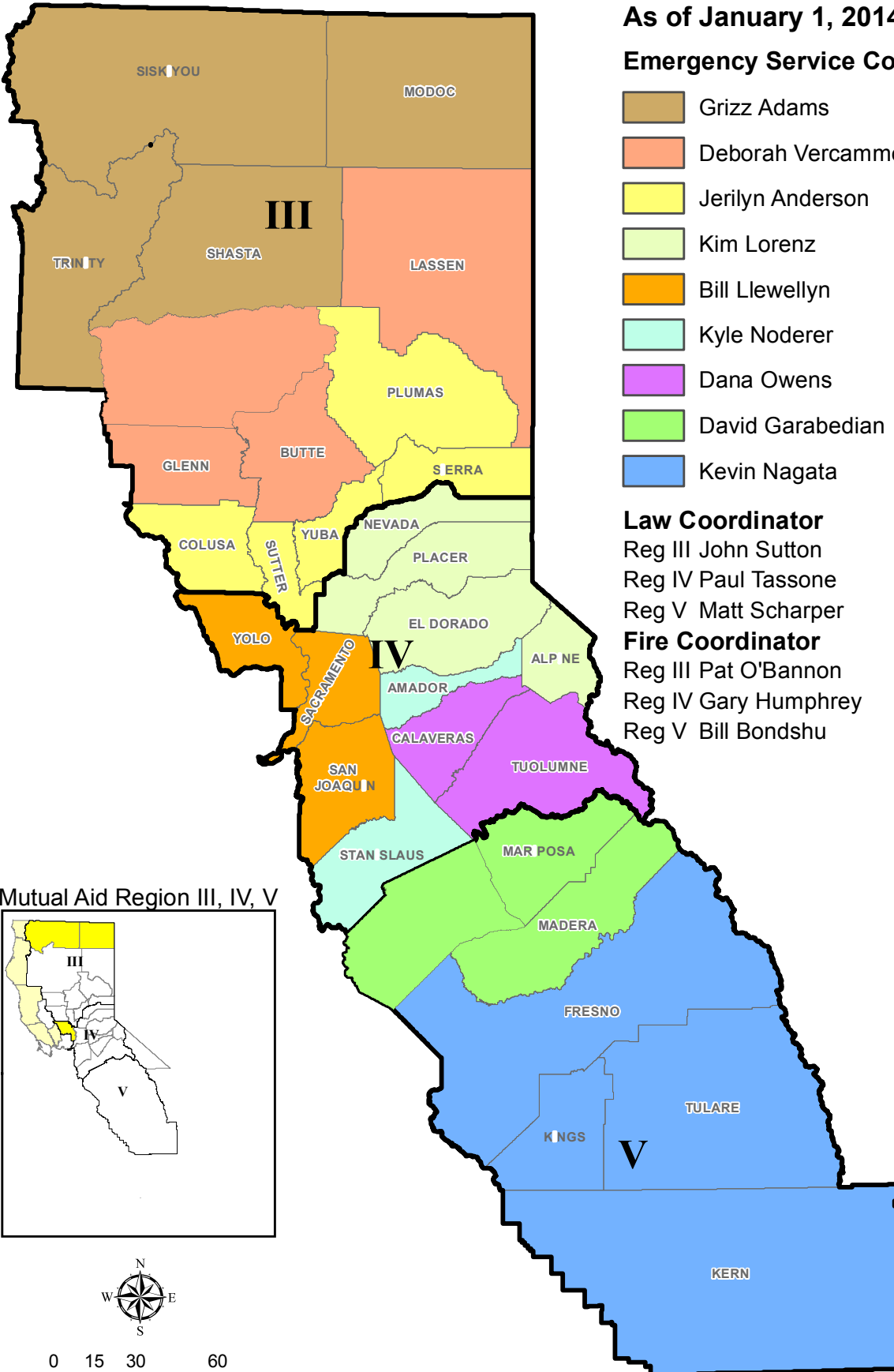
- Grizz Adams (530) 526-0922 Cellular
- Deborah Vercammen (530) 227-4016 Cellular
- Jerilyn Anderson (916) 616-1401 Cellular
- Kim Lorenz (916) 616-1403 Cellular
- Bill Llewellyn (916) 869-2766 Cellular
- Kyle Noderer (916) 709-5492 Cellular
- Dana Owens (916) 205-8920 Cellular
- David Garabedian (559) 259-9890 Cellular
- Kevin Nagata (916) 719-9557 Cellular

## Law Coordinator

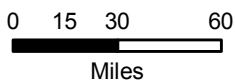
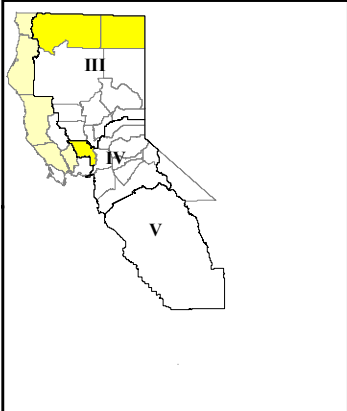
- Reg III John Sutton (916) 845-8700 Office
- Reg IV Paul Tassone (916) 201-4793 Cellular
- Reg V Matt Scharper (559) 445-5674 Office

## Fire Coordinator

- Reg III Pat O'Bannon (530) 945-4066 Cellular
- Reg IV Gary Humphrey (916) 845-8727 Office
- Reg V Bill Bondshu (559) 284-1580 Cellular



Mutual Aid Region III, IV, V



# Southern Region ESC Operational Area Assignments

California Governor's Office of Emergency Services



## As of February, 2014

### Emergency Service Coordinator

	Karla Benedicto	(562) 795-2903 Office
	Jacqueline Martinez	(562) 795-2913 Office
	Joanne Phillips	(619) 220-5369 Office
	Sherryl Jones	(562) 795-2973 Office
	Bill Martinez	(562) 795-2957 Office
	Jim Acosta	(562) 795-2939 Office
	Yolande Love	(562) 795-2904 Office
	Yvette LaDuke	(562) 795-2933 Office

### Law Coordinator

Reg I	Paul Walters	(310) 877-6814 Cellular
Reg VI	Dennis Beene	(909) 387-0653 Office

### Fire Coordinator

Reg I	Ishmael Messer	(805) 358-1123 Cellular
Reg VI	Art Torrez	(951) 320-2106 Office

### Earthquake and Tsunami Coordinator

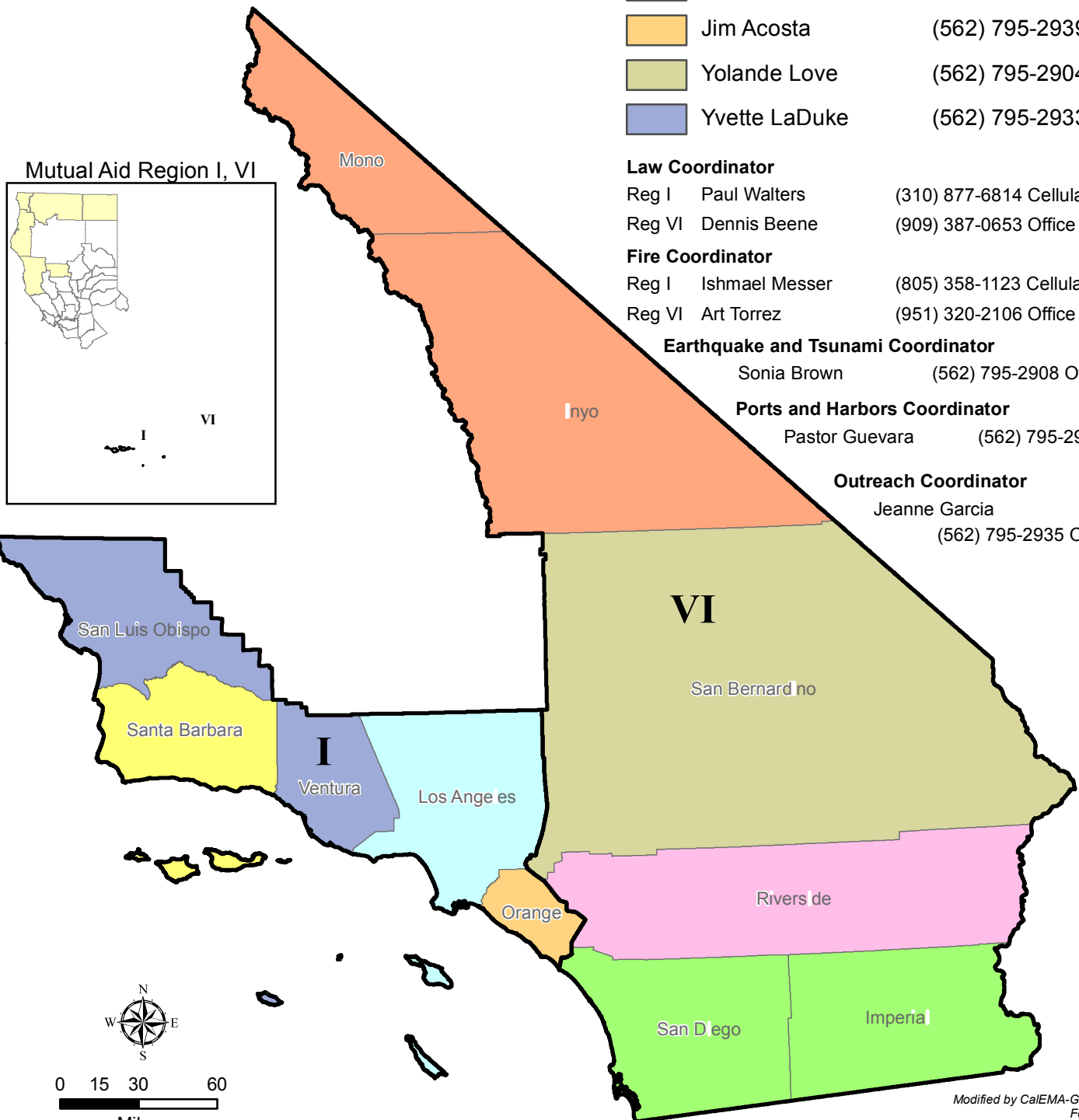
Sonia Brown (562) 795-2908 Office

### Ports and Harbors Coordinator

Pastor Guevara (562) 795-2955 Office

### Outreach Coordinator

Jeanne Garcia  
(562) 795-2935 Office



## Emergency Drinking Water Supply Resources for California Indian Tribes State and Federal Agency

Emergency drinking water supply resources could include bottled water, bulk/hailed water delivery, intertie with neighboring system, drilling new wells, and be provided in the form of financial assistance, human resources (e.g. coordination, logistics), and/or direct provision. A description of agency/program resources related to emergency drinking water supply is provided below.

Item	Description/response
1. Agency/program name	California Governor's Office of Emergency Services/Office of Tribal Coordination (Cal OES)
2. Contact staff name	Denise M. Shemenski Tribal Advisor
3. Contact phone number and/or email	(916) 845-8163 Office (916) 616-8499 Cell
4. Agency/program website address	<a href="http://www.caloes/Office of Intergovernmental Tribal Affairs">www.caloes/Office of Intergovernmental Tribal Affairs</a>
5. Description of resources	
6. Overall criteria for eligibility (e.g. tribal drought declaration, associated county declaration)	
7. Specific criteria to determine emergency need (e.g. decline in water supply, water quality, letter of support by health agency)	
8. Type of resources (e.g. direct financial assistance/grant to tribe or loan repayment)	
9. Procurement and reimbursement of services (e.g. direct provision by tribe with cost reimbursement or direct provision by funding agency/program)	
10. Considerations for tribes to coordinate with third party for resources (e.g. adjacent county OES)	
11. Funding amount (e.g. typical award or maximum amount)	
12. Application process (e.g. tribal letter, forms)	
13. Application due dates	
14. Estimated time to review application and process award	
15. Limitations (e.g. not used for individual homes, schedule)	
16. Other	

## Emergency Drinking Water Supply Resources for California Indian Tribes State and Federal Agency

Emergency drinking water supply resources could include bottled water, bulk/hailed water delivery, intertie with neighboring system, drilling new wells, and be provided in the form of financial assistance, human resources (e.g. coordination, logistics), and/or direct provision. A description of agency/program resources related to emergency drinking water supply is provided below.

Item	Description/response
1. Agency/program name	California State Water Resources Control Board (State Water Board), Division of Financial Assistance (DFA)
2. Contact staff name	Mark Magtoto Leslie Laudon
3. Contact phone number and/or email	Mark Magtoto- <a href="mailto:mark.magtoto@waterboards.ca.gov">mark.magtoto@waterboards.ca.gov</a> (916)341-5481  Leslie Laudon- <a href="mailto:leslie.laudon@waterboards.ca.gov">leslie.laudon@waterboards.ca.gov</a> (916)341-5499
4. Agency/program website address	<a href="http://www.waterboards.ca.gov/water_issues/programs/grants_loans/caa/dw_droughtfund/">http://www.waterboards.ca.gov/water_issues/programs/grants_loans/caa/dw_droughtfund/</a>
5. Description of resources	Total of <b>\$19 million</b> in funding is available from the Cleanup and Abatement Account. <b>\$ 4 million</b> - contaminated water supply <b>\$15 million</b> - drought related drinking water emergencies or threatened emergencies
6. Overall criteria for eligibility (e.g. tribal drought declaration, associated county declaration)	<ul style="list-style-type: none"> <li>• Tribal governments must serve a disadvantaged community (DAC).</li> <li>• Implementation of water conservation measures</li> <li>• Availability of reserves or other funds to address emergency.</li> <li>• Limited Waiver of Sovereign Immunity</li> </ul>
7. Specific criteria to determine emergency need (e.g. decline in water supply, water quality, letter of support by health agency)	<ul style="list-style-type: none"> <li>• Exceedance of Maximum Contamination Level (MCL) for contamination projects.</li> <li>• Description of the Drinking water emergency and its severity.(i.e. Water supply outage or threatened outage)</li> </ul>
8. Type of resources (e.g. direct financial assistance/grant to tribe or loan repayment)	Grant
9. Procurement and reimbursement of services (e.g. direct provision by tribe with cost reimbursement or direct provision by funding agency/program)	Program will reimburse tribes for incurred eligible project costs.
10. Considerations for tribes to coordinate with third party for resources (e.g. adjacent county OES)	Tribes should inform adjacent county OES on any drinking water emergency. County OES may be able to provide assistance and report the emergency to Regional OES and State OES who will be able to assist in identifying funding programs that can provide assistance.

11. Funding amount (e.g. typical award or maximum amount)	<p>Up to \$500,000 through written funding agreement can be approved by DFA Deputy Director.</p> <p>Up to \$50,000 through an oral emergency request can be approved by the Executive Director or designee.</p> <p>Projects over \$500,000 will require State Water Resources Control Board approval.</p>
12. Application process (e.g. tribal letter, forms)	<p>Applicants can submit application via Financial Assistance Application Submittal Tool (FAAST) or via Word or fillable PDF Application. Please visit the program website at <a href="http://www.waterboards.ca.gov/water_issues/programs/grants_loans/caa/dw_droughtfund/">http://www.waterboards.ca.gov/water_issues/programs/grants_loans/caa/dw_droughtfund/</a> for additional information.</p>
13. Application due dates	Funds must be awarded by June 30, 2016
14. Estimated time to review application and process award	Approximately two to three weeks
15. Limitations (e.g. not used for individual homes, schedule)	<p>Drinking Water: ½ gal per person per day or 25 gal per household per week  Hauled Water/Other Interim: 50 gal per person per day</p> <p>Please note individual homeowners may not apply directly for funding. An eligible applicant can apply for funding on behalf of a group of individuals experiencing a drinking water emergency.</p> <p>Funds must be expended by June 30, 2018</p>
16. Other	



## Emergency Drinking Water Supply Resources for California Indian Tribes State and Federal Agency

Emergency drinking water supply resources could include bottled water, bulk/hailed water delivery, intertie with neighboring system, drilling new wells, and be provided in the form of financial assistance, human resources (e.g. coordination, logistics), and/or direct provision. A description of agency/program resources related to emergency drinking water supply is provided below.

Item	Description/response
1. Agency/program name	California Department of Water Resources/Tribal Policy Advisor (Cal DWR)
2. Contact staff name	Anecita Agustinez Tribal Policy Advisor
3. Contact phone number and/or email	Tel (916) 653-8726 Cell (916) 216-8637
4. Agency/program website address	<a href="http://www.waterboards.ca.gov/drinking_water/programs/index.shtml">http://www.waterboards.ca.gov/drinking_water/programs/index.shtml</a>
5. Description of resources	
6. Overall criteria for eligibility (e.g. tribal drought declaration, associated county declaration)	
7. Specific criteria to determine emergency need (e.g. decline in water supply, water quality, letter of support by health agency)	
8. Type of resources (e.g. direct financial assistance/grant to tribe or loan repayment)	
9. Procurement and reimbursement of services (e.g. direct provision by tribe with cost reimbursement or direct provision by funding agency/program)	
10. Considerations for tribes to coordinate with third party for resources (e.g. adjacent county OES)	
11. Funding amount (e.g. typical award or maximum amount)	
12. Application process (e.g. tribal letter, forms)	
13. Application due dates	
14. Estimated time to review application and process award	
15. Limitations (e.g. not used for individual homes, schedule)	
16. Other	

## Emergency Drinking Water Supply Resources for California Indian Tribes State and Federal Agency

Emergency drinking water supply resources could include bottled water, bulk/hailed water delivery, intertie with neighboring system, drilling new wells, and be provided in the form of financial assistance, human resources (e.g. coordination, logistics), and/or direct provision. A description of agency/program resources related to emergency drinking water supply is provided below.

Item	Description/response
1. Agency/program name	US Army Corps of Engineers/Emergency Water Assistance due to Drought
2. Contact staff name	See below
3. Contact phone number and/or email	<p>Duke Roberts, Readiness Chief 415-289-3080 <a href="mailto:Duke.E.Roberts@usace.army.mil">Duke.E.Roberts@usace.army.mil</a></p> <p>Sacramento District Paige Caldwell, Chief, Readiness Section (916) 557-6903 office (916) 807-0028 cell <a href="mailto:Paige.Caldwell@usace.army.mil">Paige.Caldwell@usace.army.mil</a></p> <p>Brigid Briskin 916-557-6918 <a href="mailto:Brigid.J.Briskin@usace.army.mil">Brigid.J.Briskin@usace.army.mil</a></p> <p>San Francisco District (northern CA coastal areas) Bijan Nooranbakht, FCCE Program Manager 415-289-3077 <a href="mailto:Bijan.Nooranbakht@usace.army.mil">Bijan.Nooranbakht@usace.army.mil</a></p> <p>South Pacific Division Mark Wingate, PL 84-99 Program Manager 415-503-6615 <a href="mailto:Mark.E.Wingate@usace.army.mil">Mark.E.Wingate@usace.army.mil</a></p>
4. Agency/program website address	<p><a href="http://www.spk.usace.army.mil">www.spk.usace.army.mil</a></p> <p>For reference, map of the USACE boundaries: <a href="http://www.usace.army.mil/Locations.aspx">http://www.usace.army.mil/Locations.aspx</a>.</p>
5. Description of resources	Transportation of water for human consumption. Trucks, small-diameter pipelines, filtration, etc. Construction of wells is possible, but cost is reimbursable to USACE. Technical assistance can also be provided.
6. Overall criteria for eligibility (e.g. tribal drought declaration, associated county declaration)	Designated drought-distressed area that is experiencing inadequate supply of water due to drought. Local, State, and other Federal resources already in use or expended. Must be for human consumption only.
7. Specific criteria to determine emergency need (e.g. decline in water	Must show that the water shortage is causing or likely to cause substantial threat to health and welfare of

	supply, water quality, letter of support by health agency)	residents.
8.	Type of resources (e.g. direct financial assistance/grant to tribe or loan repayment)	Technical assistance (engineering expertise); Direct assistance – trucks, pipeline installation, well drilling
9.	Procurement and reimbursement of services (e.g. direct provision by tribe with cost reimbursement or direct provision by funding agency/program)	Wells – must reimburse USACE 100%; All other assistance listed – 100% USACE cost
10.	Considerations for tribes to coordinate with third party for resources (e.g. adjacent county OES)	Tech assistance – Tribe can come directly to USACE; Direct assistance – must coordinate with State
11.	Funding amount (e.g. typical award or maximum amount)	Varies
12.	Application process (e.g. tribal letter, forms)	Letter to USACE requesting assistance. For direct assistance, letter must come from the Governor. USACE then develops Project Information Report, which goes to our HQ for approval. If approved, assistance can be provided.
13.	Application due dates	N/A
14.	Estimated time to review application and process award	30-60 days
15.	Limitations (e.g. not used for individual homes, schedule)	Not for livestock, irrigation, recreation, commercial/industrial.
16.	Other	

## Emergency Drinking Water Supply Resources for California Indian Tribes State and Federal Agency

Emergency drinking water supply resources could include bottled water, bulk/hailed water delivery, intertie with neighboring system, drilling new wells, and be provided in the form of financial assistance, human resources (e.g. coordination, logistics), and/or direct provision. A description of agency/program resources related to emergency drinking water supply is provided below.

Item	Description/response
1. Agency/program name	U.S. Department of Agriculture/Rural Development (USDA/RD) Emergency Community Water Assistance Grant (ECWAG)
2. Contact staff name	Dave Hartwell Northern California Pete Yribarren Southern California
3. Contact phone number and/or email	Dave Hartwell (530) 792-5817 Pete Yribarren (805) 929-9269
4. Agency/program website address	<a href="http://www.rd.usda.gov/files/CA-DroughtAssistance.pdf">http://www.rd.usda.gov/files/CA-DroughtAssistance.pdf</a>
5. Description of resources	Emergency grants to alleviate a significant decline in quantity or quality of domestic water supply for rural residents. Emergency potable water for communities not to exceed 120 day supply.
6. Overall criteria for eligibility (e.g. tribal drought declaration, associated county declaration)	Emergency caused by drought. Imminent decline expected to occur within one year of application.
7. Specific criteria to determine emergency need (e.g. decline in water supply, water quality, letter of support by health agency)	Decline in water supply or quality due to drought. Supporting documentation from Health Officer and licensed engineer.
8. Type of resources (e.g. direct financial assistance/grant to tribe or loan repayment)	Grant
9. Procurement and reimbursement of services (e.g. direct provision by tribe with cost reimbursement or direct provision by funding agency/program)	Reimbursement for actual project and costs incurred within 6 months of the date of application.
10. Considerations for tribes to coordinate with third party for resources (e.g. adjacent county OES)	YES
11. Funding amount (e.g. typical award or maximum amount)	\$500,000. Maximum grant
12. Application process (e.g. tribal letter, forms)	Streamlined application includes environmental, engineering report forms.
13. Application due dates	Application our excepted on a continuous bases.
14. Estimated time to review application and process award	30 day's from complete application.
15. Limitations (e.g. not used for individual homes, schedule)	Community systems only

## Emergency Drinking Water Supply Resources for California Indian Tribes State and Federal Agency

Emergency drinking water supply resources could include bottled water, bulk/hailed water delivery, intertie with neighboring system, drilling new wells, and be provided in the form of financial assistance, human resources (e.g. coordination, logistics), and/or direct provision. A description of agency/program resources related to emergency drinking water supply is provided below.

Item	Description/response
1. Agency/program name	Indian Health Service/California Area Division of Sanitation Facilities Construction (SFC)
2. Contact staff name	Donald Brafford, Director SFC
3. Contact phone number and/or email	916-930-3981, Ext. 339 Contact local IHS office
4. Agency/program website address	<a href="http://www.ihs.gov/california/">http://www.ihs.gov/california/</a>
5. Description of resources	Funding for emergency and short/long-term water supplies and system improvements, and technical assistance
6. Overall criteria for eligibility (e.g. tribal drought declaration, associated county declaration)	Federally recognized/California Indian Tribes
7. Specific criteria to determine emergency need (e.g. decline in water supply, water quality, letter of support by health agency)	Decline in water supply quantity and/or quality relative to tribally-established criteria and IHS guidelines
8. Type of resources (e.g. direct financial assistance/grant to tribe or loan repayment)	Project funding through an MOA and technical assistance from local offices
9. Procurement and reimbursement of services (e.g. direct provision by tribe with cost reimbursement or direct provision by funding agency/program)	Small-scale direct procurement and/or reimbursement of tribally-procured supplies or services
10. Considerations for tribes to coordinate with third party for resources (e.g. adjacent county OES)	N/A
11. Funding amount (e.g. typical award or maximum amount)	Varies
12. Application process (e.g. tribal letter, forms)	Typically, request from tribal government for emergencies, and SDS for short/long-term projects.
13. Application due dates	N/A. However, SDS due date is August 1.
14. Estimated time to review application and process award	Depends on funding available and level of need
15. Limitations (e.g. not used for individual homes, schedule)	Primarily for community systems, limited funding for emergencies
16. Other	N/A

## Emergency Drinking Water Supply Resources for California Indian Tribes State and Federal Agency

Emergency drinking water supply resources could include bottled water, bulk/hailed water delivery, intertie with neighboring system, drilling new wells, and be provided in the form of financial assistance, human resources (e.g. coordination, logistics), and/or direct provision. A description of agency/program resources related to emergency drinking water supply is provided below.

Item	Description/response
1. Agency/program name	HUD-Southwest Office of Native American Programs(SWONAP)/Indian Community Development Block Grant (ICDBG) Program – Imminent Threat Funds
2. Contact staff name	Grants Management Specialist (GMS) assigned to the tribe. List of tribal assignments on website: <a href="http://portal.hud.gov/hudportal/documents/huddoc?id=swonpstaffassignments.pdf">http://portal.hud.gov/hudportal/documents/huddoc?id=swonpstaffassignments.pdf</a>
3. Contact phone number and/or email	See above website for Grants Management Specialist contact information.
4. Agency/program website address	SWONAP Website: <a href="http://portal.hud.gov/hudportal/HUD?src=/program_offices/public_indian_housing/ih/codetalk/onap/swonap">http://portal.hud.gov/hudportal/HUD?src=/program_offices/public_indian_housing/ih/codetalk/onap/swonap</a>
5. Description of resources	Funds may be used to alleviate or remove imminent threats to health and safety. Eligible activities include construction, rehabilitation, expansion to water systems and related activities, including engineering. Temporary water hauling and bottled water can be part of the project.
6. Overall criteria for eligibility (e.g. tribal drought declaration, associated county declaration)	<ol style="list-style-type: none"> <li>1) Imminent threat can't be recurring in nature, i.e., must represent a unique and unusual circumstance that has been clearly identified by the tribe,</li> <li>2) Impacts an entire service area and not solely an individual family or household</li> <li>3) Grantee must state no other federal funds (and provide tribal resolution that no other tribe funds) are available to address the problem.</li> <li>4) Applicant is the tribe or tribal organization applying on behalf of the tribe</li> </ol>
7. Specific criteria to determine emergency need (e.g. decline in water supply, water quality, letter of support by health agency)	Existence, immediacy and urgency of the threat must be independently verified by a 3 <sup>rd</sup> party (e.g., Indian Health Service, Army Corp. of Engineers, etc.)
8. Type of resources (e.g. direct financial assistance/grant to tribe or loan repayment)	Grant to tribe.
9. Procurement and reimbursement of services (e.g. direct provision by tribe with cost reimbursement or direct provision by funding agency/program)	Direct provision by tribe with cost reimbursement.
10. Considerations for tribes to coordinate with third party for resources (e.g. adjacent county OES)	Tribes must state no other funds are available and tribal resolution no other tribal funds can be made available.

11. Funding amount (e.g. typical award or maximum amount)	Each year Notice of Fund Availability (NOFA) sets the maximum award amount. Current maximum award amount is \$450,000 (\$900,000 for Presidentially declared disasters).
12. Application process (e.g. tribal letter, forms)	Application forms must be submitted via email or USPS to the Grants Management Specialist assigned to the tribe. Application forms identified in each year's NOFA. The FY 2014 NOFA is posted; still waiting for the FY 2015 NOFA to be posted.
13. Application due dates	No due date. Funds awarded on a 1 <sup>st</sup> come, 1 <sup>st</sup> served basis. Each annual Indian Community Development Block Grant (ICDBG) Notice of Fund Availability (NOFA) provides a set aside that is available to fund Imminent Threat projects until the funds run out or the next NOFA is posted with a new set aside established.
14. Estimated time to review application and process award	At least 30 days. Should call to verify availability of funds before submitting application.
15. Limitations (e.g. not used for individual homes, schedule)	Grant term 12 months except in unusual circumstances.
16. Other	<p>Application requirements and grant ceilings may vary slightly with each new annual Notice of Fund Availability.</p> <p>Tribe may enter into a memorandum of agreement to have another organizations carryout the activity.</p> <p>Tribes have to follow competitive procurement process unless they can use another organization's procurement process (i.e., I.H.S.) to save time.</p>

## Emergency Drinking Water Supply Resources for California Indian Tribes State and Federal Agency

Emergency drinking water supply resources could include bottled water, bulk/hailed water delivery, intertie with neighboring system, drilling new wells, and be provided in the form of financial assistance, human resources (e.g. coordination, logistics), and/or direct provision. A description of agency/program resources related to emergency drinking water supply is provided below.

Item	Description/response
1. Agency/program name	Bureau of Indian Affairs – Pacific Region
2. Contact staff name	Chuck Jachens Regional Hydrologist Bureau of Indian Affairs - Pacific Region 2800 Cottage Way, Rm. W-2821 Sacramento, CA 95825
3. Contact phone number and/or email	Chuck Jachens (916) 978-6049 office (916) 261-6756 work cell <a href="mailto:charles.jachens@bia.gov">charles.jachens@bia.gov</a>
4. Agency/program website address	<a href="http://www.bia.gov/WhoWeAre/RegionalOffices/Pacific/index.htm">http://www.bia.gov/WhoWeAre/RegionalOffices/Pacific/index.htm</a>
5. Description of resources	No emergency funding related to emergency water supply. Technical assistance upon request for drought-related resource management.
6. Overall criteria for eligibility (e.g. tribal drought declaration, associated county declaration)	
7. Specific criteria to determine emergency need (e.g. decline in water supply, water quality, letter of support by health agency)	
8. Type of resources (e.g. direct financial assistance/grant to tribe or loan repayment)	
9. Procurement and reimbursement of services (e.g. direct provision by tribe with cost reimbursement or direct provision by funding agency/program)	
10. Considerations for tribes to coordinate with third party for resources (e.g. adjacent county OES)	
11. Funding amount (e.g. typical award or maximum amount)	
12. Application process (e.g. tribal letter, forms)	
13. Application due dates	
14. Estimated time to review application and process award	
15. Limitations (e.g. not used for individual homes, schedule)	
16. Other	



## Emergency Drinking Water Supply Resources for California Indian Tribes State and Federal Agency

Emergency drinking water supply resources could include bottled water, bulk/hailed water delivery, intertie with neighboring system, drilling new wells, and be provided in the form of financial assistance, human resources (e.g. coordination, logistics), and/or direct provision. A description of agency/program resources related to emergency drinking water supply is provided below.

Item	Description/response
1. Agency/program name	U.S. Environmental Protection Agency, Region 9, Drinking Water Tribal Set-Aside
2. Contact staff name	Andrew Sallach Emmanuelle Rapicavoli
3. Contact phone number and/or email	Andrew Sallach (415) 972-3503 (phone) (415) 947-3545 (fax)  Emmanuelle Rapicavoli (415) 972-3969 (phone) (415) 947-3545 (fax)
4. Agency/program website address	<a href="http://www.epa.gov/region9/funding/dwtsa.html">http://www.epa.gov/region9/funding/dwtsa.html</a>
5. Description of resources	DWTSA provides funding for public drinking water system infrastructure to address significant public health threats. Technical assistance. No emergency funding.
6. Overall criteria for eligibility (e.g. tribal drought declaration, associated county declaration)	Public water systems serving tribal communities.
7. Specific criteria to determine emergency need (e.g. decline in water supply, water quality, letter of support by health agency)	No emergency funding. See website for DWTSA criteria.
8. Type of resources (e.g. direct financial assistance/grant to tribe or loan repayment)	Financial and technical assistance.
9. Procurement and reimbursement of services (e.g. direct provision by tribe with cost reimbursement or direct provision by funding agency/program)	Funds are awarded through direct grants to tribes or interagency agreements with the IHS.
10. Considerations for tribes to coordinate with third party for resources (e.g. adjacent county OES)	N/A
11. Funding amount (e.g. typical award or maximum amount)	See website.
12. Application process (e.g. tribal letter, forms)	See website.
13. Application due dates	See website.
14. Estimated time to review application and process award	See website.
15. Limitations (e.g. not used for individual homes, schedule)	See criteria on website.
16. Other	N/A

## Emergency Drinking Water Supply Resources for California Indian Tribes State and Federal Agency

Emergency drinking water supply resources could include bottled water, bulk/hailed water delivery, intertie with neighboring system, drilling new wells, and be provided in the form of financial assistance, human resources (e.g. coordination, logistics), and/or direct provision. A description of agency/program resources related to emergency drinking water supply is provided below.

Item	Description/response
1. Agency/program name	U.S. Geological Survey
2. Contact staff name	Michelle Shouse & Carol Ostergren
3. Contact phone number and/or email	916-278-9560(M.S.) & 916-278-9510(C.O.) <a href="mailto:mkshouse@usgs.gov">mkshouse@usgs.gov</a> <a href="mailto:costergren@usgs.gov">costergren@usgs.gov</a>
4. Agency/program website address	www.usgs.gov (no local website)
5. Description of resources	Technical resources related to characterizing surfacewater and groundwater resources
6. Overall criteria for eligibility (e.g. tribal drought declaration, associated county declaration)	N/A
7. Specific criteria to determine emergency need (e.g. decline in water supply, water quality, letter of support by health agency)	N/A
8. Type of resources (e.g. direct financial assistance/grant to tribe or loan repayment)	Technical resources
9. Procurement and reimbursement of services (e.g. direct provision by tribe with cost reimbursement or direct provision by funding agency/program)	N/A
10. Considerations for tribes to coordinate with third party for resources (e.g. adjacent county OES)	N/A
11. Funding amount (e.g. typical award or maximum amount)	N/A
12. Application process (e.g. tribal letter, forms)	N/A
13. Application due dates	N/A
14. Estimated time to review application and process award	N/A
15. Limitations (e.g. not used for individual homes, schedule)	N/A
16. Other	N/A

## Emergency Water Supply Resources for California Indian Tribes State and Federal Agency

Emergency drinking water supply resources could include bottled water, bulk/hailed water delivery, intertie with neighboring system, drilling new wells, and be provided in the form of financial assistance, human resources (e.g. coordination, logistics), and/or direct provision. A description of agency/program resources related to emergency drinking water supply is provided below.

Item	Description/response
1. Agency/program name	Bureau of Reclamation
2. Contact staff name	Sheri Looper
3. Contact phone number and/or email	slooper@usbr.gov
4. Agency/program website address	<a href="http://www.usbr.gov/drought/">http://www.usbr.gov/drought/</a>
5. Description of resources	<p>Reclamation has no dedicated funding for 2015 emergency response actions. Reclamation can consider projects on a case by case basis; however, it is highly encouraged that funding be sought elsewhere.</p> <p>Reclamation has the authority to undertake emergency response actions under the Drought Response Program to minimize losses and damages resulting from drought, relying on the authorities in Title I of the Drought Act. Emergency response actions are crisis driven actions in response to unanticipated circumstances.</p>
6. Overall criteria for eligibility (e.g. tribal drought declaration, associated county declaration)	<p>Eligible emergency response actions are limited to temporary construction activities and other actions authorized under Title I that do not involve construction of permanent facilities, including water purchases and use of Reclamation facilities to convey and store water.</p> <p>A state or tribal drought declaration must be in place.</p>
7. Specific criteria to determine emergency need (e.g. decline in water supply, water quality, letter of support by health agency)	Decline in water quality, interrupted water supply, impacts to human health and safety
8. Type of resources (e.g. direct financial assistance/grant to tribe or loan repayment)	Contracts
9. Procurement and reimbursement of services (e.g. direct provision by tribe with cost reimbursement or direct provision by funding agency/program)	No reimbursement, Reclamation does all contracting and procurement of goods to be delivered
10. Considerations for tribes to coordinate with third party for resources (e.g. adjacent county OES)	
11. Funding amount (e.g. typical award or maximum amount)	
12. Application process (e.g. tribal letter, forms)	
13. Application due dates	

14. Estimated time to review application and process award	
15. Limitations (e.g. not used for individual homes, schedule)	
16. Other	

## Emergency Water Supply Resources for California Indian Tribes

### Other organizations

Emergency drinking water supply resources could include bottled water, bulk/hailed water delivery, intertie with neighboring system, drilling new wells, and be provided in the form of financial assistance, human resources (e.g. coordination, logistics), and/or direct provision. A description of agency/program resources related to emergency drinking water supply is provided below.

Item	Description/response
Organization name and contacts	<p>California Rural Water Association</p> <p>To meet the needs of water and wastewater systems by providing quality information, training and technical assistance including application assistance.</p> <p>Dan DeMoss</p> <p><a href="mailto:ddemoss@calruralwater.org">ddemoss@calruralwater.org</a></p>
Organization name and contacts	<p>Rural Community Assistance Corporation</p> <p>They build community capacity through training and technical assistance for water and wastewater systems including application assistance.</p> <p>Brian Phillips</p> <p><a href="mailto:bphillips@rcac.org">bphillips@rcac.org</a></p>

---

# Emergency Drinking Water Supply Procurement and Distribution Planning

Information used to develop this guidance is based on the Cal OES *Emergency Drinking Water Procurement and Distribution Planning Guidance* (May 2014), and modified to include terminology and perspective for use by California Indian Tribes.

Procurement and distribution of emergency drinking water involves a review of the following:

1. Emergency drinking water procurement considerations
2. Emergency drinking water distribution considerations
3. Emergency drinking water distribution checklist
4. Water sector, drinking water coordinator or technical specialist

## 1. Emergency Drinking Water Procurement Considerations

Recommendations for the minimum requirements of drinking water supplies for emergency planning include:

- 1 gallon of water per person per day (FEMA and CDC)
- 4 gallon of water per person per day (CAEHA)
- Additional water is recommended for pets, cooking, and bathing
- Critical infrastructure including health care facilities (e.g. hospitals, skilled nursing facilities, etc.) requires larger amounts of water to maintain operations within the community and should be considered.

References:

- FEMA: Federal Emergency Management Agency at: <http://www.ready.gov/water>
- CDC: Centers for Disease Control and Prevention at: <http://emergency.cdc.gov/preparedness/kit/disasters/>
- CAEHA: California Association of Environmental Health Administrators (2004). *Disaster Field Manual for Environmental Health Specialist*.

Procurement options include:

### 1.1. Treatment of Available Water

Considerations for this option include:

- A health agency (e.g. EPA, IHS, CDPH, etc.) should be consulted prior to the execution of any emergency drinking water supply plan to ensure compliance with all applicable regulations.
- When there is a “Boil Water” advisory, contact EPA or the CDPH website for specific instructions
- If there is a “Do Not Drink” or “Do Not Use” unsafe water advisory in affect, in-home treatment should not be advised
- Commercial portable water treatment systems are available to connect to a non-approved water source. The health agency should approve the water source and/or treatment unit to ensure that the treatment is sufficient to deal with the level of source water contamination.

---

## 1.2. Packaged or Bottled Water

Considerations for this option include:

- Water in one gallon plastic containers or cases of individual bottles can be stored or purchased from local retail stores, community based organizations, or major bottlers and distributors.
- Commercial beverage and water vendors may provide bottled water. A list of approved commercial bottled water vendors is maintained by the CDPH, which can be found at: <http://www.cdph.ca.gov/programs/Pages/fdbBVW.aspx>.
- Distribution points or methods will be needed if packaged water is to be distributed to residents.

## 1.3. Bulk/Hauled Drinking Water Deliveries

Considerations for this option include:

- Bulk/hauled water is moved by tanker truck. Bulk/Hauled drinking water tankers may be used as distribution points for residents who bring a container to be filled or connected to a building such as a hospital or other critical infrastructure in need of a water supply. The CDPH maintains a list of licensed Drinking Water Haulers, which can be found at: <http://www.cdph.ca.gov/programs/Pages/fdbBVW.aspx>
- Portions of the existing drinking water system, or nearby systems, may continue to have drinking water available in their distribution systems. If water quality can be verified and approved by a health agency (e.g. EPA, CDPH), these sources may be used as a source for bulk water haulers. Bulk transportation of these resources will require planning and coordination.
- The California National Guard (CNG) maintains water buffaloes (500 gallon storage tanks on trailers) that may be available in limited numbers and due to their small capacity should only be used to support evacuation efforts and immediate crisis situations. The small volume necessitates that water tanker trucks keep water buffaloes supplied.
- Some water utilities have procured water hauling vehicles and portable water storage vessels such as bladders that can be moved via flatbed truck. These may also be available via a mutual aid request from and coordination with those water utilities.
- Bulk/Hauled drinking water tankers may be used as distribution points.

## 1.4. Emergency Interties with Neighboring Water Systems

Considerations for this option include:

- A temporary connection to a neighboring water system with drinking water that may be possible via above or below ground piping

## 1.5. Statewide Water Contracts: Bottled and Bulk Water

Considerations for this option include:

- The California Department of General Services has established a Statewide Bottled-Water Contract and a Statewide Contract for Bulk Water Delivery
- Local government agencies will have the same rights and privileges under the terms of the contract. For purposes of these contracts, local government agencies are defined as “any city, county, city and county, district, or other governmental body or corporation, in the State of California, empowered to expend public funds for the acquisition of products”
- The bottled water contract will have multiple suppliers established within the Cal OES’

---

six mutual aid regions. Products available to purchase will consist of bottled water packaged in various sizes including but not limited to 16.9 ounces, 1 liter, 1 gallon and

- 2.5 gallon plastic bottles. The products will be available for three delivery categories with varying timelines: Emergency, Urgent, or Standard. Requests for Emergency Delivery will be fulfilled within 12 hours of the receipt of order. Prices will be fixed and delivery is prepaid by the contractor to the ordering organization's receiving point
- The bulk water delivery contract will have three task options for State and Local Agencies
  - The first option will be for a straight purchase order and delivery of potable water
  - The second will be a transportation only option to allow for water transfers or hauling between districts or sources if required
  - The final option would have the contractor supply bulk potable water and storage capability at the receiving point
- The contracts will also include user instructions for locals to access the contracts. See DGS website for updates and additional details at:  
<http://www.dgs.ca.gov/Default.aspx?alias=www.dgs.ca.gov/dgs>

A summary of the contract is:

Title: Emergency Bulk Water Supply for Public Water Systems

Contract Number: 2-14-89-201

Description: State Multiple Award for Emergency Bulk Water Supply for Public Water Systems

Title: Drinking Water, Bottled

Contract Number: 1-14-89-200

Description: Bottled Drinking Water

## 1.6. Other Options

Considerations for this option include:

- Hydrant tapping: If safe water is in sufficient supply within an existing water system, but cannot be distributed, the water may be accessed at fire hydrants or other locations within the functioning system for direct distribution to residents or filling bulk water tankers. This action requires coordination with the water utility and appropriate regulatory agency.
- There may be other options for emergency drinking water supply, such as drilling new wells, but those are longer term options that need more evaluation, discussion, and permitting.

## 2. Considerations for an Emergency Water Distribution

Emergency drinking water distribution planning includes determining the status of local drinking water system/utility infrastructure. The logistics of distributing emergency drinking water to affected populations may pose significant challenges.

### 2.1. Operational Drinking Water Distribution Systems

Planning considerations for the utilization of water systems that remain operational post-incident include:

- The configuration of the water system in the impacted area



- 
- Accessibility of neighboring pipelines (interconnectivity) for accessing drinking water
  - Availability of valve control options for isolating impacted system areas
  - Re-routing water
  - Identification of potential water hauler connection/access points

## **2.2. Non-Operational Water Distribution Systems**

Planning considerations for non-operational water distribution systems (e.g. damaged, under unsafe water advisories or unapproved source) include:

- These conditions will require the provision of emergency drinking water and may include the coordination of water transport and water distribution sites. It may be possible to transport water from operational to non-operational water systems.

## **2.3. Storage**

Packaged water requires transporting and warehousing prior to moving it to distribution sites. In some cases, water from existing treated water reservoirs can be pumped into tankers or packaged on-site to meet customer needs. Logistical concerns include planning for forklifts and other equipment required to transfer water into tankers or loading pallets on/off trucks

## **2.4. Point of Distribution**

Water utilities/local governments and other organization that provide emergency drinking water should identify the locations for emergency water distribution and negotiate agreements for location/facility use. Special care should be taken to avoid jurisdictional conflicts and competing uses. Before entering into an agreement, determine that it meets all of the needs of the emergency water distribution function.

Items to consider for point of distribution include:

1. Size (minimum of 200ft X 200ft)
2. Openness
3. Proximity to emergency shelters and schools
4. Proximity to fire hydrants
5. Sufficient lighting and power supply
6. Back-up power supply (e.g. generators)
7. Phone service or other communications system availability
8. Road access, including access by water delivery tankers
9. Accessibility by public including people with disabilities
10. Easily identified ingress and egress routing
11. Central to the community
12. Public transportation accessible
13. Clear planning around the location of sites (geographic area served and appropriate serviceability to expected population)
14. Delivery and storage of water (e.g. arrival of commodities before public-distribution capabilities are established)
15. Co-location with other bulk commodity distribution: food, ice, clothing, etc.
16. Over-ordering commodities and surpassing distribution capability or actual public consumption
17. Plan for equipment necessary, type of facility (e.g. does it have truck loading availability, types of forklifts needed for offloading)
18. Adequate sanitation facilities
19. Indoor rest and recreation area for staff not on duty or sleeping

### **3. Water Utility/Local Government Emergency Drinking Water Distribution Checklist**

A checklist of critical activities that should be considered includes:

1. Review existing Drought Contingency Plan, other emergency documents, and water distribution plans/drawings
2. Alert and notify all impacted stakeholders of the incident
3. Provide situational assessment to appropriate stakeholders including:
  - A. Tribal officials
  - B. State agencies (e.g. County OES, Cal OES)
  - C. Federal agencies (e.g. USDA, IHS, EPA)
  - D. Coordinate with local tribal emergency management
  - E. Notify public
4. Evaluate actions required to support the jurisdictions and efforts to acquire and distribute emergency drinking water
5. Assess emergency drinking water distribution need and parameters by reviewing the following and considering a minimum of 1 to 4 gallons per person per day including:
  - A. Estimated duration of system outage
  - B. Geographic area affected
  - C. Size and demographics of affected population
6. Assess emergency drinking water distribution needs for critical facilities including:
  - A. Health care facilities (hospitals, skilled nursing facilities)
  - B. Jails
  - C. Others
7. Determine the preferred method of emergency drinking water distribution with the impacted jurisdiction. Distribution method may include the use of point of distribution (POD) sites or delivery of water to identified critical facilities, depending upon the water sources and forms of packaging (e.g. bottled, bulk)
8. Identify and coordinate resource staging areas
9. Coordinate the procurement and delivery of water to identified staging areas
10. Identify staff resources and equipment needed to operate identified water distribution method including:
  - A. Assess jurisdiction's ability to provide these resources
  - B. Request the additional needed resources through the EOC Logistics Section
11. Coordinate public information regarding emergency drinking water distribution
12. Consult the regulatory agency (e.g. EPA, CDPH) on the need for unsafe water advisories based upon method of distribution including:
  - A. For instance, if residents are utilizing their own containers for water collection a "Boil Water Notice" may be advised
13. Monitor the emergency drinking water distribution process and coordinate with stakeholders as needed
14. Continue coordination until the impacted water system is/are restored to normal operations

---

## 4. Water Position-Drinking Water Coordinator or Technical Specialist

As the emergency requires, an emergency response agency may provide staff for technical assistance for drinking water issues. The specific assignment should be noted in the local emergency operations plan. Staff for this position may be provided by (e.g. IHS, EPA, Cal OES) or other qualified water providers. Additionally, the tribe may make arrangements for technical assistance using internal resources or an individual from a non-impacted water utility who has experience working with water utilities, emergency operations, and/or the delivery of bulk water resources. While technical assistance may be provided to the tribe, typically a tribal official maintains the responsibility of overall emergency contact and incident commander for the event.

Duties of emergency drinking water technical personnel may include:

1. Providing technical assistance for drinking water procurement and distribution matters
2. Assists in coordinating coordination (e.g. conference calls, site visits) with other emergency agencies to assess drinking water needs and/or prioritize emergency drinking water resources for the affected area.
3. Assists in obtaining consolidated situation information, which would include:
  - A. Water system status information
  - B. Cause and extent of water system damage
  - C. Estimated duration of system outage
  - D. Geographical area affected
  - E. Population size/critical infrastructure affected
  - F. Actions taken to respond to the service disruption
  - G. Resources needed to restore system
  - H. Emergency drinking water needs (quantity and prioritized areas)
4. Work with the affected utilities, prioritize distribution locations and make recommendations to designated tribal emergency officials
5. Identify and secure drinking water resources with assistance from tribal officials (e.g. tribal water utility operators, tribal procurement personnel)
6. Identify transportation and equipment needs and report to tribal officials (e.g. tribal water utility operators, tribal procurement personnel)
7. Assist in coordinating with the tribal officials, tribal water utility, and other state and/or federal agencies for appropriate public information announcements and media interface
8. Assist in documenting all information related to expenditures, resource commitments, contracts, and other costs related to procurement and distribution of drinking water and provide such information to the tribal officials and/or state and federal agencies, as appropriate