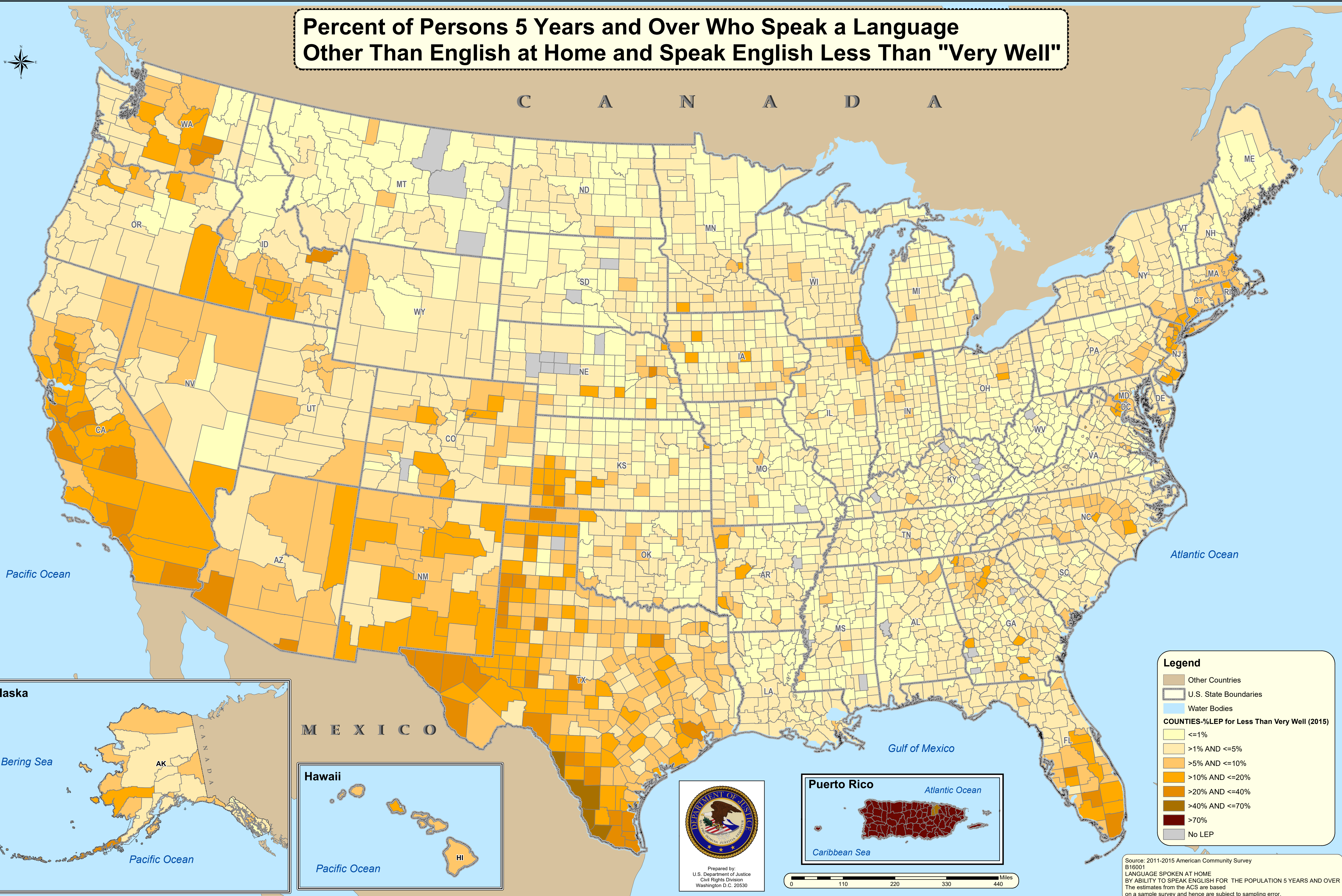
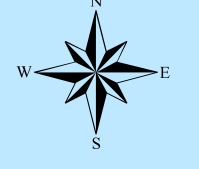


Percent of Persons 5 Years and Over Who Speak a Language Other Than English at Home and Speak English Less Than "Very Well"

C A N A D A



Pacific Ocean

Atlantic Ocean

Alaska



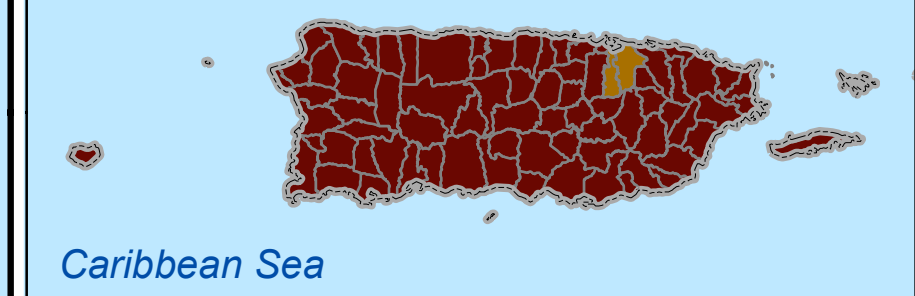
M E X I C O

Hawaii



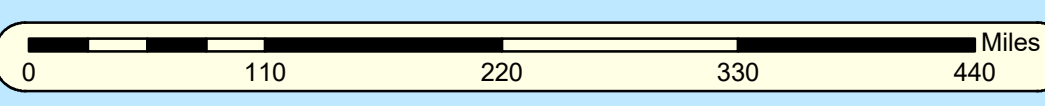
Prepared by:
U.S. Department of Justice
Civil Rights Division
Washington D.C. 20530

Puerto Rico



Legend

- Other Countries
- U.S. State Boundaries
- Water Bodies
- COUNTIES-%LEP for Less Than Very Well (2015)**
- <=1%
- >1% AND <=5%
- >5% AND <=10%
- >10% AND <=20%
- >20% AND <=40%
- >40% AND <=70%
- >70%
- No LEP



Source: 2011-2015 American Community Survey
B16001
LANGUAGE SPOKEN AT HOME
BY ABILITY TO SPEAK ENGLISH FOR THE POPULATION 5 YEARS AND OVER
The estimates from the ACS are based
on a sample survey and hence are subject to sampling error.