



United States
Department of
Agriculture



National
Agricultural
Statistics
Service

Research and
Development Division
Washington DC 20250

RDD Research Report
Number RDD-11-07

June 2012

Item Response Rates for the Agricultural Resource Management Survey III in 2006 and 2007

Darcy Miller
Terry P. O'Connor

ADMINISTRATIVELY CONFIDENTIAL

This report has been prepared for limited distribution to the research community outside the U.S. Department of Agriculture (USDA). The views expressed herein are not necessarily those of NASS or USDA.

EXECUTIVE SUMMARY

The National Agricultural Statistics Service (NASS) administers the Agricultural Resource Management Survey (ARMS) III annually. Results from analysis of the data affect decisions concerning farm household health, food supply, environment and more. Item nonresponse creates gaps in the data such that classical methods of estimation could bias estimates. The quality of the estimates is subject to the ability of the analyst, in processing the data, to account for the missing values. As the proportion of missing values increases, so does the potential for an increased magnitude of bias. The Office of Management and Budget (OMB) released a threshold of seventy percent response rate by item in the Standards and Guidelines for Statistical Surveys (OMB, 2006). If an item does not have a response rate of seventy percent, OMB requires the agency to carry out an item nonresponse bias study. Determining which items fall below the threshold across years can be the first step to preventing significant bias in estimates. Using this information, one can analyze questionnaire design and interview methods to look for improvements.

Two years of ARMS III data (2006-non-Census year and 2007-Census year) were examined and overall, a relatively small number of items did not meet the OMB threshold. However, the items that did fall short were consistent across years. Most of these items dealt with landlord and contractor expenses, a value which may not be readily available (or available at all) to the respondent (the operator). Some hand imputed items were imputed one hundred percent of the time, while one machine imputation eligible item, landlord's property tax expense, was imputed over half of the time. The analysis also discovered several dozen items with only responses of zero and many more with less than a handful of responses. Also, it is important to note that these item nonresponse calculations are made using unit-level respondent data. Another layer of missing values exists, which includes the missing values due to unit nonresponse. All of these discoveries indicate a need for review of the efficacy or need of some questionnaire items as we balance the need for data and the quality of what data we can get. With a questionnaire as long, tedious, and potentially sensitive as the ARMS III questionnaire, eliminating unnecessary items or improving necessary problematic items through revamping questionnaires and interviewer training would increase the quality of data, decrease manpower and computing cost, and ultimately increase the quality of decisions made from analysis of the data.

Therefore, this research not only recommends the study of the potential bias in items falling below the OMB threshold, but also the review of these items for possible removal and potential improvements to questionnaire design or interviewer training for necessary items to improve the quality of information gathered.

RECOMMENDATIONS

1. Begin an item nonresponse study to determine if the data are missing at random should be completed for at least the ARMS III items which do not reach the OMB guideline of seventy percent. *In addition to recognizing OMB's Guidelines, such research also answers the Committee on National Statistics (CNSTAT) Panel Review Recommendation 6.3.^{1/}*
2. Require the operational program to calculate item nonresponse rates as they are an integral part of pretesting questionnaires (Dillman, 2007) and developing appropriate methods to mitigate nonresponse bias.
3. Continue ongoing research to determine the effectiveness of the current conditional truncated mean imputation method and other methods used to mitigate the item nonresponse issue within the Edit and Imputation Research Section of NASS's Research and Development Division for this survey as well as others administered by NASS. *This research falls under the umbrella of CNSTAT's Panel Review Recommendation 6.7 and OMB's guidelines.^{2/}*
4. Since collecting full responses from all sampled units prevents the need for complex methods of analysis with missing data, ongoing research should continue to address possible data collection improvements (e.g. questionnaire design, interviewer training, etc.). *This research addresses CNSTAT's Panel Review Recommendation 6.6.^{3/}*
5. Specifically, Contractor and Landlord Expense items are the most problematic. Review the need to keep problematic items like these or items with zero (or few) positive responses on the questionnaire versus acquiring the data through another method. *This research falls under CNSTAT's Panel Review Recommendation 6.6.^{3/}*

¹Recommendation 6.3: The nature of the ARMS nonresponse bias should be a key focus of the research and development program the panel recommends. This research and development program should focus, initially, on understanding the characteristics of nonrespondents.

²Recommendation 6.7: NASS and ERS should consider approaches for imputation of missing data that would be appropriate when analyzing the data using multivariate models. Methods for accounting for the variability due to using imputed values should be investigated. Such methods would depend on the imputation approach adopted.

³Recommendation 6.6: The research and development program should examine how questionnaire design and interviewing changes could reduce item nonresponse.

TABLE OF CONTENTS

| | |
|---|-----|
| 1. INTRODUCTION..... | 1 |
| 2. METHODS..... | 4 |
| 2.1 Data Collection and Analysis Flow..... | 4 |
| 2.2 Item Nonresponse Calculations..... | 6 |
| 3. RESULTS..... | 8 |
| 3.1 Overview..... | 8 |
| 3.2 2006 ARMS III Nonresponse Rates | 9 |
| 3.3 2007 ARMS III Nonresponse Rates..... | 15 |
| 3.4 Some Consequences of High Nonresponse Rates..... | 16 |
| 4. CONCLUSIONS & RECOMMENDATIONS..... | 16 |
| 5. REFERENCES..... | 18 |
| APPENDIX A: 2006 ARMS III Nonresponse Tables..... | 20 |
| APPENDIX B: 2007 ARMS III Nonresponse Tables..... | 57 |
| APPENDIX C: 2006 ARMS III Variable Descriptions by Item Code..... | 149 |
| APPENDIX D: 2007 ARMS III Variable Descriptions by Item Code..... | 200 |

Item Response Rates for the Agricultural Resource Management Survey III in 2006 and 2007

Darcy Miller¹
Terry P. O'Connor²

Abstract

Missing data exist. Mechanisms that determine nonresponse have been eluding survey methodologists for many years. Although significant improvements in survey instruments and data collection have been made, surveys are returned without full responses. NASS's Agricultural Resource Management Survey III (ARMS III) is not immune to the missing data problem. Without adaptation to the processing and analysis of the dataset from traditional methods, the missing values leave room for bias in estimates. The amount of missing data can exacerbate the bias of estimates when analysis is carried out on only the responding observations. Recognizing this issue, the Office of Management and Budget released a threshold of seventy percent response rate by item in the Standards and Guidelines for Statistical Surveys. Items that do not perform at this level should be investigated to determine if the items in violation are missing at random. Data that are missing at random can be analyzed without external information about the mechanism that causes those values to be missing. For the general questionnaire versions of ARMS III in 2006 and 2007, the performance based on the item response rate and change rate for each item was assessed.

Overall, the ARMS III survey performs well; few items had lower item response rates than the threshold set by OMB guidelines. However, most of the problematic items appear consistently over the two years, warranting further investigation into survey design and implementation as well the structure of the missing data.

Key Words: ARMS, Item-Nonresponse, Data Quality, Missing at Random, Imputation

1. INTRODUCTION

The Agricultural Resource Management Survey (ARMS) is an annual survey administered by the National Agricultural Statistics Service (NASS). ARMS is an invaluable source of

¹ Darcy Miller is a Mathematical Statistician in the Edit and Imputation Research Section and ²Terry P. O'Connor is the Deputy Chief of the Survey Methodology and Technology Branch. Both authors work for the National Agricultural Statistics Service, Research and Development Division, 3251 Old Lee Highway, Room 305, Fairfax, VA 22030. The authors would like to thank Richard Hopper, Richard Barton, Jeff Bailey and Nick Schauer for their assistance on this project.

information on the current state of agriculture. Farm production expenditures are published annually in conjunction with the United States Department of Agriculture (USDA) Economic Research Service's (ERS) related releases such as net farm income. Data users of the ARMS survey include Congress, USDA, NASS, ERS, Bureau of Economic Analysis, researchers, and agri-business officials. Some data users develop forecasts for personal business which affect food supply and prices. Others use ARMS III data as part of an analysis to establish and review policy or assess standards in an array of areas such as food production, rural economies, bioenergy, and the environment.

The ARMS is administered in three phases. The first phase is a screening phase for in-scope and in-business farms as well as presence of targeted commodities for that year. Targeted commodities change from year-to-year. The second phase asks for detailed field-level data for the targeted commodity for that year and focuses on production practices and chemical use. The third phase (ARMS III) is a multiple frame survey of about 35,000 farms and ranches conducted annually in February and March in all states except Alaska and Hawaii and focuses on expenses and income. NASS utilizes a list frame which contains most of the farms with the largest expenditures and an area frame which provides a measure of incompleteness from the list. The ARMS III survey instrument is mixed mode and has as many as five versions in a given year. Only ARMS III data are analyzed in this report.

To fully assess the link between policy, operation profitability, and operator household financial health, the ARMS III survey instrument is long and complex. Some versions of the survey are 51 pages long. Moreover, it asks detailed characteristics and financial information about the farming operation, field practices, and the operator's household. NASS has taken many steps to increase awareness of the benefits of the survey and to reduce respondent burden. Many operators, however, still may not find utility in responding due to the magnitude of perceived personal costs (time, privacy, etc.), confusing questionnaire design, or possibly anti-government sentiment (Dillman, 2007).

Despite the difficulty in obtaining full responses from all operations that are sampled, the need remains to perform effective statistical analysis with the data. With item responses missing, care must be taken to ensure that estimates are not biased and inferences are valid. The potential magnitude of the bias increases as the proportion of missing responses increases. Although the calibration of the sampling weights is useful in mitigating bias in many estimated totals (Earp, M. et. al., 2008), the potential disturbance of the true variation and relationships between the items of ARMS III is also of concern. Such attributes and other totals not yet studied are used in analysis not only by the private sector, but also government to help meet requirements of law such as in U.S. Code, Title 7, Chapter 55, Section 2266a (U.S. House of Representatives) and The Food Quality Protection Act of 1996 (104th Congress, 1996).

Recognizing the risk and hazards of nonresponse bias, the Executive Office of the President released the Office of Management and Budget (OMB) Standards and Guidelines for Statistical Surveys based on the recommendations of the Federal Committee on Statistical Methodology's (FCSM) Subcommittee on Standards for Statistical Surveys on September 22, 2006 (OMB,

2006). OMB's new standards and guidelines for statistical surveys pertain to aspects of surveys conducted by federal statistical agencies. Standard 3.2 specifically addresses the issue of low response rates and analysis of item nonresponse. Additionally, Guideline 3.2.10 stipulates that items with a response rate lower than seventy percent should be included in an item nonresponse study for that survey.

At the request of NASS and ERS, the Committee on National Statistics (CNSTAT) organized an external panel to review the ARMS through 2006 & 2007. The final report, "Understanding American Agriculture: Challenges for the Agricultural Resource Management Survey," is a 193 page journey through the various facets that make up the ARMS from design to dissemination, noting areas ripe for improvement (Gardner et. al., 2008). In light of the recently released OMB Guidelines, the Panel noted points of compliance and noncompliance in addition to its more comprehensive review. Specifically, Chapter 6 addresses "Nonresponse, Imputation, and Estimation." Calculating item nonresponse rates is the initial step in carrying out several specific recommendations to include research into questionnaire design and training (CNSTAT Recommendation 6.6), imputation methods (CNSTAT Recommendation 6.7), mandatory survey administration (CNSTAT Recommendation 6.5), and nonresponse bias (CNSTAT Recommendation 6.3).

As Rubin (1987) and Little and Rubin (1987) explain in textbooks, when sample surveys and censuses are administered, three data collection outcomes occur: 1) sampled units complete all items on the questionnaire (complete), 2) do not respond to any items (unit nonresponse), or 3) will answer only some of the items (item nonresponse). Unit nonresponse occurs if the unit sampled is not accessible, or refuses to respond, or the questionnaire is withheld. Item nonresponse occurs if a sampled unit refuses to answer an item, inadvertently skips an item, or an interviewer does not ask for the item.

Unit and item nonresponse create gaps in data that require special handling throughout the analysis and estimation processes. At the very least, missing data can be problematic through the reduction in efficiency due to the decrease in sample size. Moreover, the possible systematic differences between respondents and nonrespondents can lead to biased estimates. The quality of estimates from missing data is subject to the ability of the data analyst to account for the missingness. Techniques used to mitigate issues inherent in the analysis of missing data cost money, manpower, time, and potentially affect quality, depending upon the data user's needs.

As discussed earlier, the need for item nonresponse studies in federally funded surveys was expressed in a 2006 OMB guideline requiring the calculation of item nonresponse for all federally funded surveys. Within that document, OMB stipulates that the response rate for each item is the proportion of sampled units without a valid skip that responds to an item. In addition to addressing the method of calculation, OMB also sets a threshold item response rate of seventy percent. Items below this rate should be subject to an item nonresponse study to determine the structure of the missingness. Specifically, the document asks that research be conducted to determine if the item in violation is missing at random. Ensuring that items are missing at random validates the use of the data within the survey to address the item nonresponse.

2. METHODS

Research was conducted on the 2006 and 2007 ARMS III to examine the item nonresponse rates. Two of the versions for both of those years were examined. The Cost and Returns Report (CRR) version and the Core version were examined separately. The CRR is a comprehensive, personally enumerated, survey of operational practices and economic well-being of farm operation and farm household that is conducted in 48 states. The Core is a mail-out/mail-back condensed version only utilized in the 15 leading cash receipt states to produce estimates for those states. All Core that are not returned by mail are enumerated face-to-face or by telephone. Neither the CRR version nor the Core version are commodity specific and, therefore, do not change drastically from year-to-year. More detail can be found in the ARMS III Survey Administration Manual (Hopper 2006 & 2007).

NASS currently does not flag items in the ARMS III dataset that are changed during the editing process. Recommendations from groups such as the CNSTAT Panel that reviewed the ARMS in 2007 have been made (CNSTAT Recommendation 6.8), but these suggestions have yet to be implemented (Gardner, et. al. 2008). Therefore, the original and final datasets were obtained from the data warehouse and changes made from one dataset to the other were evaluated.

The OMB guideline (OMB, 2006) specifies that the item response rate should be calculated as the proportion of responding units without a valid skip that responds to an item. The response rate for item X is given below:

$$\text{Response Rate for Item X} = RRIx = \frac{I^x}{I - V^x}$$

Where:

- I is the number of unit-level respondents.
- I^x is the number of unit-level respondents for whom an in-scope response was obtained for item X.
- V^x is the number of unit-level respondents with a valid skip for item X.

The nonresponse rate is the complement of this value:

$$\text{Nonresponse Rate for Item X} = 1 - RRIx$$

To understand what values are being used in the calculation, the next section, Subsection 2.1, describes the values contained in the original and final datasets that were available to research through an outline of the data collection and processing of the ARMS.

2.1 Data Collection and Analysis Flow

To better understand how item nonresponse rates are calculated, a brief description of the datasets is necessary. Several datasets are available that act as snapshots through the survey editing and imputation process.

The ARMS III data used for this analysis includes two sets of cells. The original set is the original cell values (OCVs) that were keyed by the National Processing Center (NPC) in Jeffersonville, Indiana. The final set is the final cell values (FCVs) used for estimation within NASS and shared with ERS.

Data collected from the respondent may be changed by a field enumerator or a survey statistician before it is keyed at NPC. For example, according to the Virginia Field Office, most of these changes are deterministic and/or administrative changes. A missing enumerator identification code may be hand-imputed, or the sum of parts imputed into a total value that is missing. It is therefore important to note that some hand-imputation occurs before the first dataset (OCVs) is available.

After the data are keyed (OCVs), a statistician manually fixes all questionnaire errors throughout the editing process. Initially, a batch edit sweeps through the data flagging possible errors within the records. Analysts have several weeks to make sure that the items within a record (except those eligible for machine imputation) pass all of the edits. Next, the approximately 150 items eligible for NASS machine imputation with positive values are put into similar groups, analyzed using ad hoc outlier tools, and extreme values possibly dropped by the analyst. The remainder of the values in each group are averaged and imputed into cells that are determined to need non-zero values by the edit. The edit is run again to ensure that the machine imputations are valid as determined by edit specifications. If a record does not pass the edits, an analyst determines what values should be changed within a record. Then, more outlier analysis is done on summarized data and more changes are made, if necessary. After the NASS editing process is complete, the final dataset containing the FCVs is used for NASS estimation purposes and shared with ERS (see Figure 1). The remaining items that are eligible for imputation in the dataset are available to ERS to impute by a separate ERS process. Hence, this ERS imputation is not reflected in the FCVs. Because the ERS post-imputation of NASS's final dataset and changes made before data entry at NPC are not included in this analysis, the calculations in this research are a lower bound on the true item nonresponse rates for the survey. Research does not reflect changes made before data entry or after the data are shared with ERS.

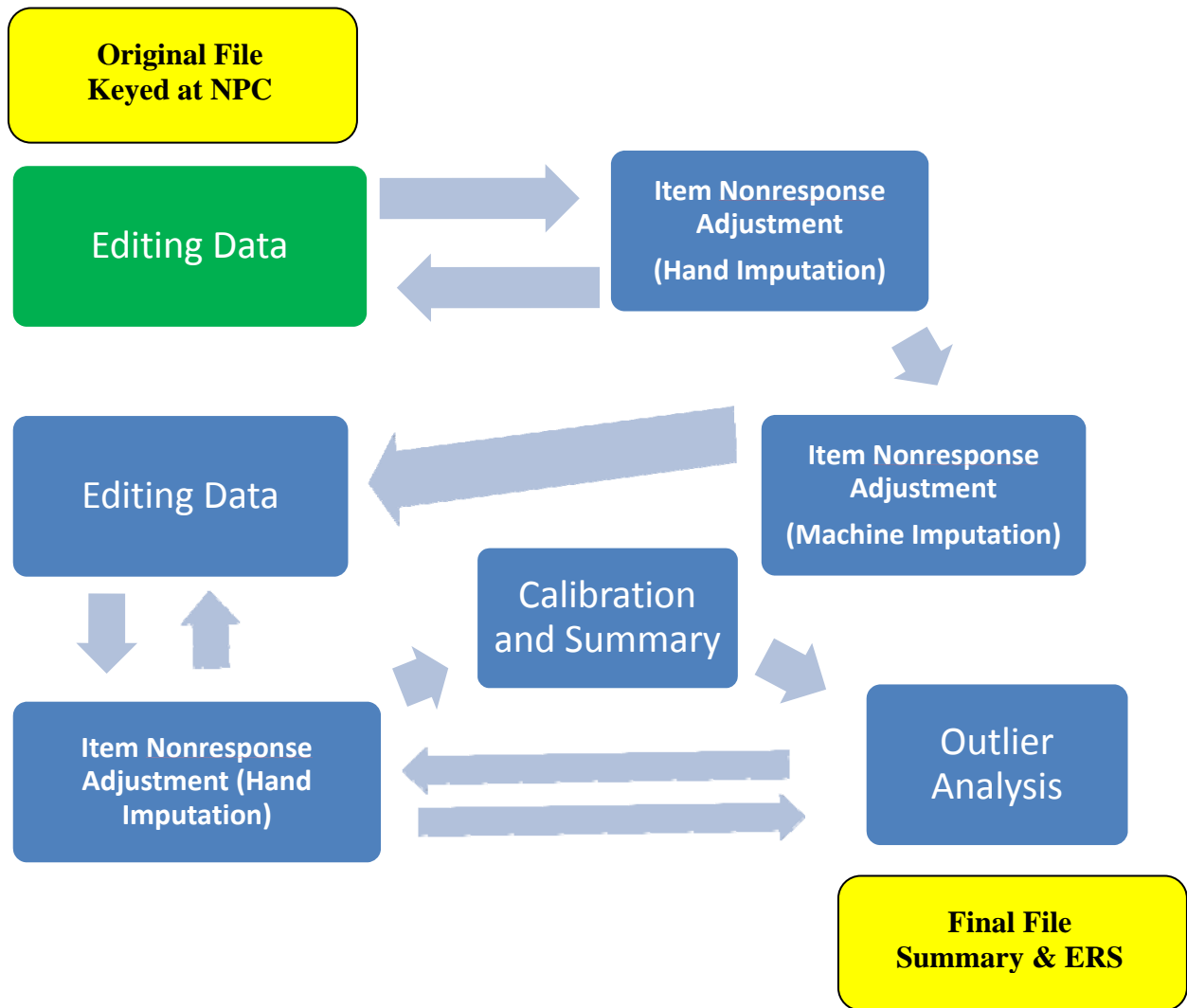


Figure 1: Processing Flow Overview from NPC Keyed to Final File.

2.2 Item Nonresponse Calculations

2.2.1 Overview

Since the imputed values are not flagged, we cannot differentiate between valid zeros, zeros that are imputed by an analyst, or zeros that were filled in when no value was available during keying. Hence, two item response calculations were made under different assumptions.

- 1) Percent of all values that are imputed. We consider all of the zeros to be valid zeros and not imputed by default at keying or by an analyst. (complete nonresponse)
- 2) Percent of positive values that are imputed. Sampled units that respond to the survey but do not have the characteristic that the item measures have a valid skip for the item.

Zeros in the dataset are considered skips. Characteristic nonrespondents have the item's characteristic but do not answer the question. (characteristic nonresponse)

2.2.2 Complete Nonresponse Rate Calculation

$$\text{Complete Nonresponse Rate} = \frac{NI^x}{I}$$

Where:

- NI^x is the number of imputations made for item X.
- I is the number of unit-level respondents.

If complete nonresponse is high, the need of an item to be on the questionnaire may need to be assessed. It may be better to explore other avenues to get the information required in the item.

2.2.3 Characteristic Nonresponse Rate Calculation:

$$\text{Characteristic Nonresponse Rate} = \frac{NI^x}{I - V^x}$$

Where:

- NI^x is the number of imputations made for item X.
- I is the number of unit-level respondents.
- V^x is the number of unit-level respondents who have do not have the characteristic that item X seeks to identify (i.e. the FCV will be 0).

Some operators may refuse to answer and item. However, the characteristic nonresponse rate may reflect the ability of some respondents to identify the question as pertaining to them. Furthermore, a large characteristic nonresponse may signify a more cognitive approach is needed to correction, such as determining whether a sampled unit has access to information necessary to answer an item or research to identify what is missing in the process to trigger connection between the question and answer.

2.2.4 Change Rate Calculation:

In addition to the complete nonresponse and characteristic nonresponse calculations, the total number of changes, as well as the rate of item change were calculated. A change in value was calculated by counting the number of OCVs that did not equal the FCVs, including imputations. This procedure, however, cannot account for changes that were made, but then revised to the

original number. So, the impact of editing and imputation cannot be fully assessed using this change rate.

$$\text{Change Rate} = \frac{NC^x}{I}$$

Where:

- NC^x is the number of changes made for item X.
- I is the number of unit-level respondents.

3. RESULTS

3.1 Overview

Overall, the ARMS III survey instrument and data collection method is effective in obtaining information. The number of items above the OMB nonresponse threshold of thirty percent represent a relatively small proportion of the ARMS III items. Figure 2 shows how relatively tiny this fraction is. The area above the dotted line represents the items above the thirty percent nonresponse rate threshold. The phenomenon is consistent across years and modes.

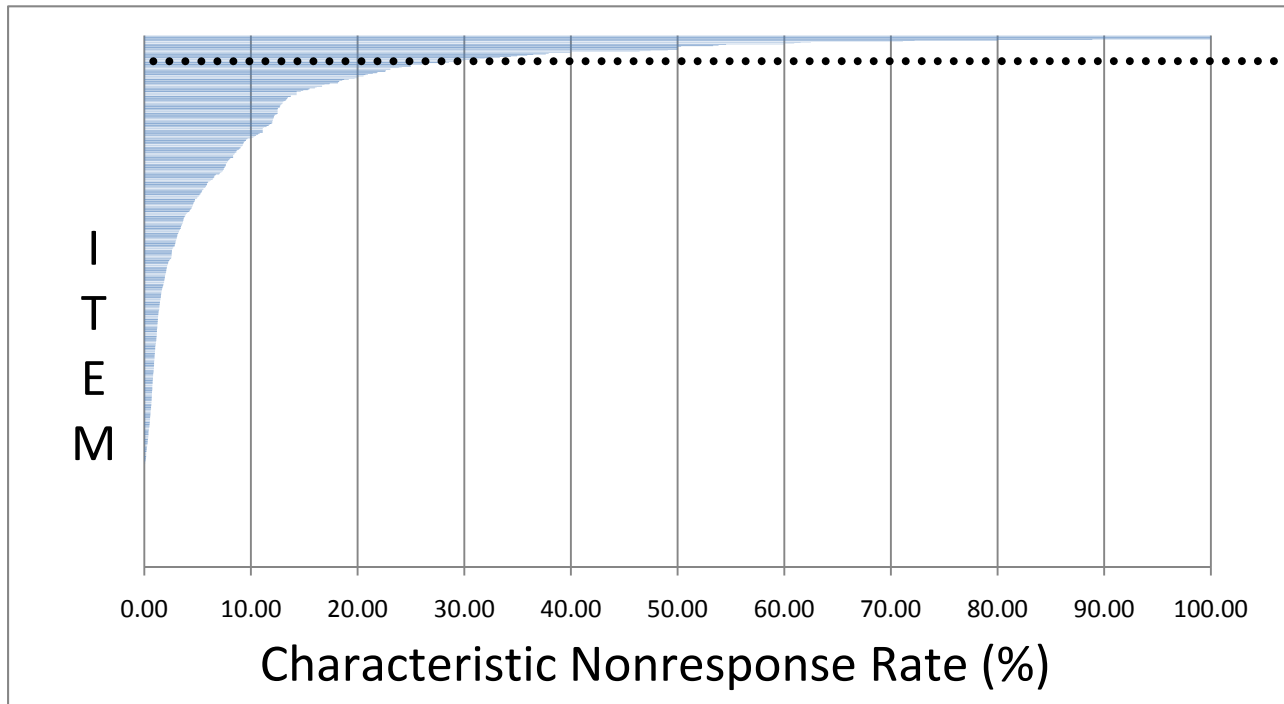


Figure 2. ARMS III 2006 CRR Characteristic Nonresponse Rates. The vertical axis is the list of all of the items on the ARMS III 2006 CRR questionnaire. Items above the black dotted line do not meet OMB guidelines.

3.2 ARMS III 2006 Nonresponse Rates

3.2.1 Cost and Returns Report (CRR)

There were a total of 847 items in the CRR on the database. Thirty-eight of the items had no non-zero responses. A review of these would prove beneficial to the survey instrument's design. If questions are asked such that none of the operations have that characteristic, the need to maintain the question on these long questionnaires should be assessed. Removing items that are not necessary or carry little statistical value with such few observations of the characteristic would lower respondent burden by reducing the length of the questionnaire. Eleven of the thirty-eight previously had values, but were changed to zero through the editing and imputation process. Forty of the 847 items had a characteristic nonresponse greater than thirty percent. The complete nonresponse rate only exceeded thirty percent for one item, Landlord's Property Tax for Real Estate. When nonresponse rates are large for an item, estimates derived from the item are susceptible to larger magnitudes of bias. Table 1 contains various metrics for the forty items. The following describes each column.

The table contains:

- Item – This is the item code number on the questionnaire.
- Variable Description – This is a short description of the variable associated with the item number.
- Number of Positive FCVs – This is the number of values in the final dataset that were positive for the respective questionnaire item.
- Number of Total Changes – This is a count of the number of times that the original value was different than the final value for each questionnaire item.
- Number of Imputations – This is a count of the number of imputations (0 or -1 in original dataset changed to a positive value in the final dataset).
- Characteristic Nonresponse Rate – This is the percentage of time that the positive final values were imputed.
- NASS impute? – Is the item eligible for machine imputation at NASS? Y = “yes”, ‘ ‘ = “no”
- Variable acronyms:
 - LL = Landlord
 - WRP = Wetland Reserve Program
 - PC-E – Production Contract for Commodity E

| <u>Item</u> | <u>Variable Description</u> | <u>Number of Positive FCV</u> | <u>Number of Total Changes</u> | <u>Number of Imputations</u> | <u>Characteristic Nonresponse Rate (%)</u> | <u>NASS Impute?</u> |
|-------------|--|-------------------------------|--------------------------------|------------------------------|--|---------------------|
| 661 | LLs Other Fuel Expense | 1 | 1 | 1 | 100% | |
| 662 | Contractor's Other Fuel Expense | 1 | 1 | 1 | 100 | |
| 716 | Contractor's Maintenance Expense | 3 | 4 | 3 | 100 | |
| 765 | LLs Wage Expense for Operator | 1 | 3 | 1 | 100 | |
| 827 | Contractor's Total Other Expenditures | 1 | 1 | 1 | 100 | |
| 930 | Update to June Farm Acres | 154 | 155 | 154 | 100 | |
| 746 | Contractor's Property Tax for Real Estate | 9 | 12 | 8 | 88.89 | Y |
| 608 | Contractor's Other Livestock/Poultry Expense | 15 | 22 | 12 | 80 | |
| 623 | Contractor's Breeding Stock Purchase Expense | 18 | 16 | 13 | 72.22 | |
| 929 | Total Points | 142 | 103 | 101 | 71.13 | |
| 602 | Contractor's Seed Expense | 24 | 20 | 15 | 62.5 | |
| 539 | WRP Payments | 26 | 22 | 16 | 61.54 | Y |
| 745 | LLs Property Tax for Real Estate | 3876 | 2393 | 2362 | 60.94 | Y |
| 659 | Contractor's Oil/Lubricant Expense | 5 | 4 | 3 | 60 | |
| 626 | Contractor's Livestock Purchase Expense | 99 | 61 | 54 | 54.55 | |
| 632 | Contractor's other Livestock/Poultry Expense | 13 | 28 | 7 | 53.85 | |
| 565 | Net Value of Commodity Certificates | 15 | 12 | 8 | 53.33 | Y |
| 757 | Depreciation Expense for Breeding Livestock | 1053 | 556 | 530 | 50.33 | Y |
| 710 | Contractor's Repairs Expense | 6 | 4 | 3 | 50 | |
| 774 | LLs Wage Expense for Other Labor | 4 | 3 | 2 | 50 | |
| 1445 | PC-E Unit Code | 2 | 1 | 1 | 50 | |
| 1446 | PC-E Final Unit Price Rec'd | 2 | 1 | 1 | 50 | |
| 1447 | PC-E Total Received | 2 | 1 | 1 | 50 | |

| <u>Item</u> | <u>Variable Description</u> | <u>Number of Positive FCV</u> | <u>Number of Total Changes</u> | <u>Number of Imputations</u> | <u>Characteristic Nonresponse Rate (%)</u> | <u>NASS Impute?</u> |
|-------------|--|-------------------------------|--------------------------------|------------------------------|--|---------------------|
| 559 | Gain/Loss Farm Real Estate | 165 | 85 | 81 | 49.09 | Y |
| 921 | Reporting Unit Code | 1245 | 602 | 591 | 47.47 | |
| 870 | Contractor's Marketing and Storage Expense | 56 | 56 | 26 | 46.43 | |
| 704 | Contractor's Farm Supplies Expense | 15 | 12 | 6 | 40 | |
| 759 | LLs Cash Wages Expense | 5 | 4 | 2 | 40 | |
| 6 | Screening Box | 1253 | 479 | 475 | 37.91 | |
| 923 | Number of Operations | 1230 | 465 | 463 | 37.64 | |
| 644 | Contractor's Medical/Vet Expense | 521 | 202 | 190 | 36.47 | |
| 731 | Contractor's Insurance Expense | 39 | 17 | 14 | 35.9 | |
| 543 | Landlord Received in Government Payments | 638 | 230 | 223 | 34.95 | Y |
| 629 | Contractor's Poultry Purchase Expense | 413 | 160 | 142 | 34.38 | |
| 2001 | Operator Section Completion Code | 27 | 10 | 9 | 33.33 | |
| 638 | Contractor's Feed Expense | 554 | 207 | 179 | 32.31 | |
| 522 | Percent of Total Counter Cyclical Payments | 2131 | 766 | 680 | 31.91 | Y |
| 884 | Farm Credit/Coop Stock Dec 31 | 1968 | 643 | 619 | 31.45 | Y |
| 281 | Livestock A Sold/Removed | 61 | 29 | 19 | 31.15 | |
| 614 | Contractor's Chemical Expense | 90 | 34 | 27 | 30 | |

Table 1. Nonresponse Rate by Item for 2006 ARMS III CRR. Due to limited space, the table does not contain the complete nonresponse rate, which was considered to be less informative due to assumptions made about the origin of the zero values. The complete nonresponse rate is included in the tables in the Appendices.

Contractor's expense items and landlord's expense items are problematic. It is possible that these items are difficult for operators to answer, since the inquiry concerns a third party's finances. Answers to such questions may not be readily available to operators, even though it was documented in 1991 that NASS does have access to at least some contractor information through inquiries to contractors (Hoge, S. & Willimack, D., 1991). If documentation such as contracts and receipts do exist, then they may not be readily accessible to the operator

(respondent). The questions are located close to the middle of the survey instrument, so operators may be less inclined to seek documentation related to the items since they have already started the survey. For face-to-face enumerated versions, enumerators may be less likely to ask the operator to retrieve the documents with half of the survey still to be administered, trying to maximize the amount of data that they can collect. Of course, this would be dependent upon the rapport established by the enumerator and the current level of cooperation of the respondent. Regardless, the need for these questions should be assessed and balanced with the quality of inference done with the current quantity of missing data for these items.

The office code type items in the table may indicate a need to clarify these items during training for data collection. Other items on the list need to be reviewed in terms of the accessibility of answers to the respondent, need of data collected, and training in the collection of the data as well.

Other issues include possible problems with editing procedures and the need to confirm the suitability of imputation methodologies. An example of possible problems in the editing procedures is that of the thousands of questionnaires mailed, there is only one operation with a value for Contractor’s Other Fuel Expenses, and the value was imputed by an analyst. For only one operation to have this type of characteristic is unlikely, but what warrants greater attention is that this single value was determined necessary by an editing process.

The Core version of the questionnaire has similar problematic items, as seen in the next section.

3.2.2 Core

The 2006 ARMS III Core questionnaire had 426 items. Twelve of these items had no positive final values, and seventy-five percent of those had been amended to be zero. As stated previously, questions which elicit no information across the survey should be reviewed and removed if unnecessary.

Thirty-four of the items violate the thirty percent threshold for characteristic nonresponse, and the list is nearly the same as seen in the CRR. Table 2 shows the same information format as Table 1.

- Variable acronyms:
 - LL = Landlord
 - PC-D – Production Contract for Commodity D

| <u>Item</u> | <u>Variable Description</u> | <u>Number of Positive FCV</u> | <u>Number of Total Changes</u> | <u>Number of Imputations</u> | <u>Characteristic Nonresponse Rate (%)</u> | <u>NASS Impute?</u> |
|-------------|-----------------------------|-------------------------------|--------------------------------|------------------------------|--|---------------------|
| 93 | Optional Office Use | 23 | 23 | 23 | *100.00% | |

| <u>Item</u> | <u>Variable Description</u> | <u>Number of Positive FCV</u> | <u>Number of Total Changes</u> | <u>Number of Imputations</u> | <u>Characteristic Nonresponse Rate (%)</u> | <u>NASS Impute?</u> |
|-------------|---|-------------------------------|--------------------------------|------------------------------|--|---------------------|
| 635 | Contractor's Leasing Livestock Expense | 1 | 5 | 1 | 100.00 | |
| 653 | Contractor's Natural Gas Expense | 2 | 6 | 2 | 100.00 | |
| 659 | Contractor's Oil/Lubricant Expense | 2 | 17 | 2 | 100.00 | |
| 710 | Contractor's Repairs Expense | 1 | 15 | 1 | 100.00 | |
| 746 | Contractor's Property Tax for Real Estate | 1 | 14 | 1 | 100.00 | Y |
| 922 | Record Adjustment Factor | 1 | 1 | 1 | 100.00 | |
| 926 | Partner 2 Stratum | 2 | 2 | 2 | 100.00 | |
| 602 | Contractor's Seed Expense | 43 | 61 | 37 | 86.05 | |
| 929 | Total Points | 169 | 141 | 140 | 82.84 | |
| 925 | Partner 1 Stratum | 11 | 10 | 9 | 81.82 | |
| 608 | Contractor's Fertilizer Expense | 31 | 61 | 25 | 80.65 | |
| 745 | LLs Property Tax for Real Estate | 5,254 | 4,388 | 4,213 | 80.19 | Y |
| 870 | Contractor's Marketing & Storage Expense | 169 | 172 | 97 | 57.40 | Y |

| <u>Item</u> | <u>Variable Description</u> | <u>Number of Positive FCV</u> | <u>Number of Total Changes</u> | <u>Number of Imputations</u> | <u>Characteristic Nonresponse Rate (%)</u> | <u>NASS Impute?</u> |
|-------------|---|-------------------------------|--------------------------------|------------------------------|--|---------------------|
| 623 | Contractor's Breeding Stock Purchase Expense | 42 | 28 | 23 | 54.76 | |
| 573 | Contractor's Other Livestock/Poultry Purchase Expense | 512 | 293 | 264 | 51.56 | |
| 446 | PC-C: Commodity D Code | 4 | 2 | 2 | 50.00 | |
| 2001 | Operator Section Completion Code | 59 | 32 | 29 | 49.15 | |
| 638 | Contractor's Feed Expense | 573 | 307 | 270 | 47.12 | |
| 644 | Contractor's Medical/Vet Expense | 547 | 288 | 251 | 45.89 | |
| 757 | Depreciation Expense for Breeding Livestock | 1,490 | 727 | 680 | 45.64 | Y |
| 849 | Contractor's Other Custom (with Hauling) | 434 | 245 | 196 | 45.16 | |
| 50 | Gross Receipts - Livestock Contracts | 32 | 70 | 13 | 40.63 | |
| 731 | Contractors Insurance Expense | 142 | 82 | 57 | 40.14 | |
| 614 | Contractor's Chemical Expense | 201 | 112 | 79 | 39.30 | |
| 276 | Landlords Share Livestock Production | 90 | 131 | 35 | 38.89 | |
| 857 | Value of Land/Buildings Rented To Others | 1,545 | 740 | 545 | 35.28 | Y |

| <u>Item</u> | <u>Variable Description</u> | <u>Number of Positive FCV</u> | <u>Number of Total Changes</u> | <u>Number of Imputations</u> | <u>Characteristic Nonresponse Rate (%)</u> | <u>NASS Impute?</u> |
|-------------|--|-------------------------------|--------------------------------|------------------------------|--|---------------------|
| 868 | Operator's Marketing & Storage Expense | 6,426 | 2,454 | 2,263 | 35.22 | Y |
| 846 | Contractor's Supplies/Litter Expense | 216 | 95 | 74 | 34.26 | |
| 921 | Reporting Unit Code | 1,161 | 414 | 396 | 34.11 | |
| 6 | Screening Box | 1,162 | 407 | 395 | 33.99 | |
| 579 | Contractor's General Business Expense | 283 | 109 | 93 | 32.86 | |
| 867 | Contractor's All Utilities Expense | 121 | 60 | 39 | 32.23 | |
| 923 | Number of Operations | 1,157 | 381 | 372 | 32.15 | |

Table 2. Nonresponse by Item for 2006 ARMS III Core. Due to limited space, the table does not contain the complete nonresponse rate, which was considered to be less informative due to assumptions made about the origin of the zero values. The complete nonresponse rate is included in the tables in the Appendices. *Implied by definition of Optional Office Use on a mail version.

As with the CRR, the only variable with a complete nonresponse rate greater than thirty percent is the landlord's property tax for real estate.

Appendix A provides calculations of nonresponse rates for all items on the Core as well as the CRR for 2006. Appendix C provides descriptions of the items on the 2006 questionnaires.

3.3 2007 ARMS III Nonresponse Rates

Appendix B provides the nonresponse rate tables for 2007. Many CRR and Core items with problems identified in 2006 also had high nonresponse rates in 2007: landlord expenses, contractor expenses and office code items. Appendix D provides descriptions of the items on the 2007 questionnaires.

3.4 Some Consequences of High Nonresponse Rates

Machine imputation resolved the item nonresponse for almost a quarter of the items in the table. NASS's current imputation process utilizes a conditional mean methodology; therefore, the larger nonresponse rates can lead to greater understatement of variability in the distribution as well as increase the disturbance in the dependency structure of the items (See Figure 3).

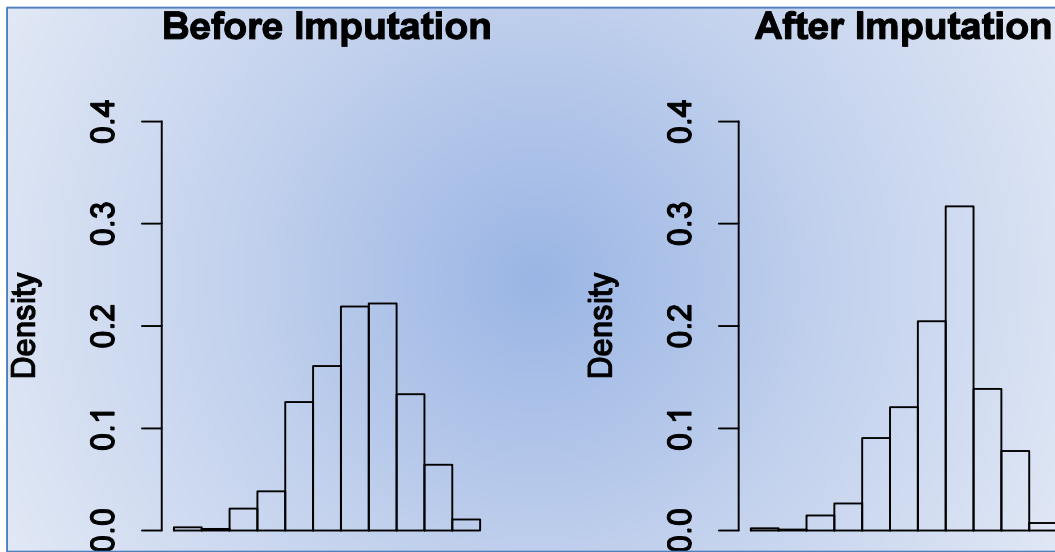


Figure 3. Distribution of Counter Cyclical Payments Before and After Imputation (Robbins, M. et al., 2009).

Earp, M. et al. (2008) showed that “calibration reduced the magnitude of...bias to statistical insignificance,” but only totals for a subset of the variables were analyzed. Moreover, many of the ARMS III data uses (e.g. dependency measures for policy review) are beyond univariate totals and utilize multivariate analysis. Bias is relative to the data user's needs; hence, maintaining relationships between the variables (items on the survey) is another important consideration in analyzing bias.

4. CONCLUSION AND RECOMMENDATIONS

ARMS III data are used by researchers to do analysis, by government agencies to establish and review policy, and by agri-businesses and farmers to make decisions. These data uses affect farm household financial health, food supply, environment, and more. Item nonresponse creates gaps in the data that make some ARMS III data more difficult to use. Item nonresponse requires special handling throughout the analysis process. The quality of estimates from data with missing values is subject to the ability of the analyst, in processing the data, to account for the missing values. Moreover, techniques used to mitigate issues inherent in the analysis of missing data cost money, manpower, time, and possibly even quality, depending upon the data user's needs.

Overall, the ARMS III has a relatively small number of items that exceed the item nonresponse threshold of thirty percent. However, many of these items are problematic for both of the years reviewed, indicating that issues may exist in the survey design and implementation. For example, there may be issues with accessibility of answers for respondents, enumerator training, and questionnaire design. Calculating item nonresponse rates is the first step in identifying the problem. The best solution is to obtain correct responses on all items from all sampled units through a well-designed and implemented survey, but there is no “magic bullet” to ensure high item response rates (Dillman, 2007).

By adopting the following recommendations, NASS will, however, be able to continue to improve data quality, flexibility of data use in research, and efficiency in data collection.

1. An item nonresponse study to determine if the data are missing at random should be completed for at least the ARMS III items which do not reach the OMB guideline of seventy percent. *In addition to recognizing OMB’s Guidelines, such research also answers the CNSTAT’s Panel Review Recommendation 6.3.*^{1/}
2. The operational program should calculate item nonresponse rates as they are an integral part of pretesting questionnaires (Dillman, 2007) and developing appropriate methods to mitigate nonresponse bias.
3. Research to determine the effectiveness of the current conditional truncated mean imputation method and other methods used to mitigate the item nonresponse issue within the Edit and Imputation Research Section of NASS’s Research and Development Division for this survey as well as others administered by NASS. *This research falls under the umbrella of CNSTAT’s Panel Review Recommendation 6.7 and OMB’s guidelines.*^{2/}
4. Since collecting full responses from all sampled units prevents the need for complex methods of analysis with missing data, research should continue to address possible data collection improvements (e.g. questionnaire design, interviewer training, etc.). *This research addresses CNSTAT’s Panel Review Recommendation 6.6*^{3/}.
5. Specifically, Contractor and Landlord Expense items are the most problematic. The need to keep problematic items like these or items with zero (or few) positive responses on the questionnaire versus acquiring the data through another method. *This research falls under CNSTAT’s Panel Review Recommendation 6.6*^{3/}.

¹Recommendation 6.3: The nature of the ARMS nonresponse bias should be a key focus of the research and development program the panel recommends. This research and development program should focus, initially, on understanding the characteristics of nonrespondents.

²Recommendation 6.7: NASS and ERS should consider approaches for imputation of missing data that would be appropriate when analyzing the data using multivariate models. Methods for accounting for the variability due to using imputed values should be investigated. Such methods would depend on the imputation approach adopted.

³Recommendation 6.6: The research and development program should examine how questionnaire design and interviewing changes could reduce item nonresponse.

5. REFERENCES

- Allison, Paul D. (2001) "Missing Data," Sage Publications, Inc., Thousand Oaks, CA.
- Dillman, Don A. (2007) "Mail and Internet Surveys: The Tailored Design Method," 2nd Ed. John Wiley & Sons, Inc., Hoboken, NJ.
- Earp, M. et al. (2008) "Assessing the Effect of Calibration on Nonresponse bias in the 2006 ARMS Phase III Sample Using Census 2002 Data," U.S. Department of Agriculture, National Agricultural Statistics Service, RDD Research Report, RDD-08-06, Fairfax, VA.
- Ford, B. (1976) "Missing Data Procedures: A Comparative Study," U.S. Department of Agriculture, Statistical Reporting Service, Sampling Studies Section, SF 76-02, Washington, DC.
- Ford, B. (1978) "Missing Data Procedures: A Comparative Study (Part 2)," U.S. Department of Agriculture, Economics, Statistics, and Cooperatives Service, Washington DC.
- Gardner et al. (2008) "Understanding American Agriculture: Challenges for the Agricultural Resource Management Survey," The National Academies Press, Washington, DC.
- Groves et al. (2004) "Survey Methodology," John Wiley & Sons, Inc., Hoboken, NJ.
- Hoge, S. & Willimack, D. (1991) "Analysis of Item Nonresponse, Imputation and Editing in the 1989 Farm Costs and Returns Survey for Iowa and North Carolina," U.S. Department of Agriculture, National Agricultural Statistics Service, SRB Research Report, SRB-91-09, Washington, DC.
- Hogye, M. (2009) "ARMS III SAS Imputation Programs: Overview," U.S. Department of Agriculture, National Agricultural Statistics Service, Fairfax, VA.
- Hopper, R. (2006) "2006 Agricultural Resource Management Survey: Phase III Cost and Returns Report - Survey Administration Manual," U.S. Department of Agriculture, National Agricultural Statistics Service, Washington, DC.
- Hopper, R. (2007) "2006 Agricultural Resource Management Survey: Phase III Cost and Returns Report – Survey Administration Manual," U.S. Department of Agriculture, National Agricultural Statistics Service, Washington, DC.
- Little, R. & Rubin, D. (1987) "Statistical Analysis with Missing Data," John Wiley & Sons, Inc., New York, NY.
- Office of Management and Budget (2006) "Standards and Guidelines for Statistical Surveys," Office of Management and Budget, Washington, DC.

Robbins, M. et al. (2009) "ARMS III Multivariate Imputation," Presentation to NASS Operations, December 4, 2009, U.S. Department of Agriculture, Washington, DC.

Rubin, D. (1987) "Multiple Imputation for Nonresponse in Surveys," John Wiley & Sons, Inc., New York, NY.

United States House of Representatives, Office of the Law Revision Counsel, "U.S. Code, Title 7, Chapter 55, Section 2266a," Washington, D.C.

104th Congress, "Food Quality Protection Act of 1996," Public Law 140-170, Washington, D.C.

APPENDIX A: 2006 ARMS III NONRESPONSE TABLES

CRR –ITEM NONRESPONSE RATES

| <u>Item</u> | <u>Number of Positive FCV</u> | <u>Number of Changes</u> | <u>Number of Imputations</u> | <u>Characteristic Nonresponse Rate (%)</u> | <u>Complete Nonresponse Rate (%)</u> | <u>Change Rate (%)</u> |
|-------------|-------------------------------|--------------------------|------------------------------|--|--------------------------------------|------------------------|
| 661 | 1 | 1 | 1 | 100.00% | 0.01% | 0.01% |
| 662 | 1 | 1 | 1 | 100.00 | 0.01 | 0.01 |
| 765 | 1 | 3 | 1 | 100.00 | 0.01 | 0.04 |
| 827 | 1 | 1 | 1 | 100.00 | 0.01 | 0.01 |
| 716 | 3 | 4 | 3 | 100.00 | 0.04 | 0.05 |
| 930 | 154 | 155 | 154 | 100.00 | 2.02 | 2.03 |
| 746 | 9 | 12 | 8 | 88.89 | 0.10 | 0.16 |
| 608 | 15 | 22 | 12 | 80.00 | 0.16 | 0.29 |
| 623 | 18 | 16 | 13 | 72.22 | 0.17 | 0.21 |
| 929 | 142 | 103 | 101 | 71.13 | 1.32 | 1.35 |
| 602 | 24 | 20 | 15 | 62.50 | 0.20 | 0.26 |
| 539 | 26 | 22 | 16 | 61.54 | 0.21 | 0.29 |
| 745 | 3876 | 2393 | 2362 | 60.94 | 30.92 | 31.33 |
| 659 | 5 | 4 | 3 | 60.00 | 0.04 | 0.05 |
| 626 | 99 | 61 | 54 | 54.55 | 0.71 | 0.80 |
| 632 | 13 | 28 | 7 | 53.85 | 0.09 | 0.37 |
| 565 | 15 | 12 | 8 | 53.33 | 0.10 | 0.16 |
| 757 | 1053 | 556 | 530 | 50.33 | 6.94 | 7.28 |
| 1445 | 2 | 1 | 1 | 50.00 | 0.01 | 0.01 |
| 1446 | 2 | 1 | 1 | 50.00 | 0.01 | 0.01 |
| 1447 | 2 | 1 | 1 | 50.00 | 0.01 | 0.01 |
| 774 | 4 | 3 | 2 | 50.00 | 0.03 | 0.04 |
| 710 | 6 | 4 | 3 | 50.00 | 0.04 | 0.05 |
| 559 | 165 | 85 | 81 | 49.09 | 1.06 | 1.11 |
| 921 | 1245 | 602 | 591 | 47.47 | 7.74 | 7.88 |
| 870 | 56 | 56 | 26 | 46.43 | 0.34 | 0.73 |
| 759 | 5 | 4 | 2 | 40.00 | 0.03 | 0.05 |
| 704 | 15 | 12 | 6 | 40.00 | 0.08 | 0.16 |
| 6 | 1253 | 479 | 475 | 37.91 | 6.22 | 6.27 |

| <u>Item</u> | <u>Number of Positive FCV</u> | <u>Number of Changes</u> | <u>Number of Imputations</u> | <u>Characteristic Nonresponse Rate (%)</u> | <u>Complete Nonresponse Rate (%)</u> | <u>Change Rate (%)</u> |
|-------------|-------------------------------|--------------------------|------------------------------|--|--------------------------------------|------------------------|
| 923 | 1230 | 465 | 463 | 37.64 | 6.06 | 6.09 |
| 644 | 521 | 202 | 190 | 36.47 | 2.49 | 2.64 |
| 731 | 39 | 17 | 14 | 35.90 | 0.18 | 0.22 |
| 543 | 638 | 230 | 223 | 34.95 | 2.92 | 3.01 |
| 629 | 413 | 160 | 142 | 34.38 | 1.86 | 2.09 |
| 2001 | 27 | 10 | 9 | 33.33 | 0.12 | 0.13 |
| 638 | 554 | 207 | 179 | 32.31 | 2.34 | 2.71 |
| 522 | 2131 | 766 | 680 | 31.91 | 8.90 | 10.03 |
| 884 | 1968 | 643 | 619 | 31.45 | 8.10 | 8.42 |
| 281 | 61 | 29 | 19 | 31.15 | 0.25 | 0.38 |
| 614 | 90 | 34 | 27 | 30.00 | 0.35 | 0.45 |
| 641 | 123 | 38 | 36 | 29.27 | 0.47 | 0.50 |
| 756 | 4789 | 1434 | 1395 | 29.13 | 18.26 | 18.77 |
| 467 | 14 | 4 | 4 | 28.57 | 0.05 | 0.05 |
| 927 | 18 | 6 | 5 | 27.78 | 0.07 | 0.08 |
| 874 | 23 | 7 | 6 | 26.09 | 0.08 | 0.09 |
| 520 | 2634 | 782 | 687 | 26.08 | 8.99 | 10.24 |
| 1366 | 8 | 2 | 2 | 25.00 | 0.03 | 0.03 |
| 739 | 12 | 3 | 3 | 25.00 | 0.04 | 0.04 |
| 811 | 12 | 3 | 3 | 25.00 | 0.04 | 0.04 |
| 647 | 32 | 8 | 8 | 25.00 | 0.10 | 0.10 |
| 27 | 203 | 96 | 49 | 24.14 | 0.64 | 1.26 |
| 1097 | 109 | 33 | 26 | 23.85 | 0.34 | 0.43 |
| 1095 | 104 | 30 | 24 | 23.08 | 0.31 | 0.39 |
| 1098 | 104 | 30 | 24 | 23.08 | 0.31 | 0.39 |
| 857 | 945 | 324 | 218 | 23.07 | 2.85 | 4.24 |
| 926 | 53 | 15 | 12 | 22.64 | 0.16 | 0.20 |
| 1096 | 106 | 30 | 24 | 22.64 | 0.31 | 0.39 |
| 656 | 124 | 32 | 28 | 22.58 | 0.37 | 0.42 |
| 1067 | 617 | 356 | 135 | 21.88 | 1.77 | 4.66 |
| 1066 | 610 | 354 | 133 | 21.80 | 1.74 | 4.63 |
| 531 | 56 | 17 | 12 | 21.43 | 0.16 | 0.22 |
| 1065 | 601 | 335 | 126 | 20.97 | 1.65 | 4.39 |

| <u>Item</u> | <u>Number of Positive FCV</u> | <u>Number of Changes</u> | <u>Number of Imputations</u> | <u>Characteristic Nonresponse Rate (%)</u> | <u>Complete Nonresponse Rate (%)</u> | <u>Change Rate (%)</u> |
|-------------|-------------------------------|--------------------------|------------------------------|--|--------------------------------------|------------------------|
| 1068 | 603 | 342 | 125 | 20.73 | 1.64 | 4.48 |
| 859 | 3092 | 762 | 636 | 20.57 | 8.33 | 9.98 |
| 861 | 3483 | 865 | 716 | 20.56 | 9.37 | 11.33 |
| 860 | 3443 | 835 | 691 | 20.07 | 9.05 | 10.93 |
| 233 | 5 | 5 | 1 | 20.00 | 0.01 | 0.07 |
| 436 | 5 | 15 | 1 | 20.00 | 0.01 | 0.20 |
| 862 | 3216 | 764 | 634 | 19.71 | 8.30 | 10.00 |
| 677 | 73 | 18 | 14 | 19.18 | 0.18 | 0.24 |
| 853 | 795 | 221 | 149 | 18.74 | 1.95 | 2.89 |
| 54 | 3938 | 815 | 731 | 18.56 | 9.57 | 10.67 |
| 479 | 93 | 31 | 17 | 18.28 | 0.22 | 0.41 |
| 770 | 624 | 246 | 114 | 18.27 | 1.49 | 3.22 |
| 754 | 11 | 6 | 2 | 18.18 | 0.03 | 0.08 |
| 790 | 314 | 65 | 57 | 18.15 | 0.75 | 0.85 |
| 650 | 23 | 5 | 4 | 17.39 | 0.05 | 0.07 |
| 1075 | 628 | 263 | 109 | 17.36 | 1.43 | 3.44 |
| 806 | 225 | 44 | 38 | 16.89 | 0.50 | 0.58 |
| 928 | 6 | 1 | 1 | 16.67 | 0.01 | 0.01 |
| 468 | 18 | 3 | 3 | 16.67 | 0.04 | 0.04 |
| 367 | 60 | 15 | 10 | 16.67 | 0.13 | 0.20 |
| 1064 | 891 | 229 | 144 | 16.16 | 1.89 | 3.00 |
| 1063 | 913 | 235 | 146 | 15.99 | 1.91 | 3.08 |
| 1062 | 916 | 232 | 142 | 15.50 | 1.86 | 3.04 |
| 730 | 84 | 16 | 13 | 15.48 | 0.17 | 0.21 |
| 1061 | 874 | 220 | 134 | 15.33 | 1.75 | 2.88 |
| 48 | 2491 | 741 | 371 | 14.89 | 4.86 | 9.70 |
| 855 | 3939 | 801 | 578 | 14.67 | 7.57 | 10.49 |
| 286 | 7 | 3 | 1 | 14.29 | 0.01 | 0.04 |
| 703 | 7 | 2 | 1 | 14.29 | 0.01 | 0.03 |
| 748 | 7 | 1 | 1 | 14.29 | 0.01 | 0.01 |
| 379 | 35 | 7 | 5 | 14.29 | 0.07 | 0.09 |
| 380 | 35 | 7 | 5 | 14.29 | 0.07 | 0.09 |
| 516 | 35 | 5 | 5 | 14.29 | 0.07 | 0.07 |

| <u>Item</u> | <u>Number of Positive FCV</u> | <u>Number of Changes</u> | <u>Number of Imputations</u> | <u>Characteristic Nonresponse Rate (%)</u> | <u>Complete Nonresponse Rate (%)</u> | <u>Change Rate (%)</u> |
|-------------|-------------------------------|--------------------------|------------------------------|--|--------------------------------------|------------------------|
| 999 | 2784 | 417 | 383 | 13.76 | 5.01 | 5.46 |
| 925 | 160 | 33 | 22 | 13.75 | 0.29 | 0.43 |
| 817 | 350 | 56 | 48 | 13.71 | 0.63 | 0.73 |
| 1107 | 6601 | 930 | 889 | 13.47 | 11.64 | 12.18 |
| 584 | 462 | 190 | 62 | 13.42 | 0.81 | 2.49 |
| 585 | 470 | 197 | 63 | 13.40 | 0.82 | 2.58 |
| 789 | 15 | 2 | 2 | 13.33 | 0.03 | 0.03 |
| 1109 | 6601 | 922 | 878 | 13.30 | 11.50 | 12.07 |
| 2002 | 287 | 68 | 38 | 13.24 | 0.50 | 0.89 |
| 586 | 465 | 195 | 61 | 13.12 | 0.80 | 2.55 |
| 484 | 808 | 485 | 105 | 13.00 | 1.37 | 6.35 |
| 1119 | 6607 | 900 | 858 | 12.99 | 11.23 | 11.78 |
| 352 | 108 | 15 | 14 | 12.96 | 0.18 | 0.20 |
| 486 | 819 | 490 | 106 | 12.94 | 1.39 | 6.42 |
| 869 | 349 | 57 | 45 | 12.89 | 0.59 | 0.75 |
| 485 | 820 | 490 | 105 | 12.81 | 1.37 | 6.42 |
| 590 | 2589 | 383 | 330 | 12.75 | 4.32 | 5.01 |
| 1118 | 6601 | 890 | 841 | 12.74 | 11.01 | 11.65 |
| 487 | 811 | 483 | 103 | 12.70 | 1.35 | 6.32 |
| 364 | 63 | 10 | 8 | 12.70 | 0.10 | 0.13 |
| 1091 | 319 | 61 | 40 | 12.54 | 0.52 | 0.80 |
| 1106 | 6601 | 875 | 826 | 12.51 | 10.81 | 11.46 |
| 288 | 8 | 3 | 1 | 12.50 | 0.01 | 0.04 |
| 620 | 8 | 3 | 1 | 12.50 | 0.01 | 0.04 |
| 1369 | 8 | 1 | 1 | 12.50 | 0.01 | 0.01 |
| 1370 | 8 | 1 | 1 | 12.50 | 0.01 | 0.01 |
| 1371 | 8 | 2 | 1 | 12.50 | 0.01 | 0.03 |
| 1372 | 8 | 2 | 1 | 12.50 | 0.01 | 0.03 |
| 515 | 16 | 4 | 2 | 12.50 | 0.03 | 0.05 |
| 382 | 32 | 4 | 4 | 12.50 | 0.05 | 0.05 |
| 587 | 460 | 182 | 57 | 12.39 | 0.75 | 2.38 |
| 591 | 2696 | 383 | 330 | 12.24 | 4.32 | 5.01 |
| 276 | 41 | 29 | 5 | 12.20 | 0.07 | 0.38 |

| <u>Item</u> | <u>Number of Positive FCV</u> | <u>Number of Changes</u> | <u>Number of Imputations</u> | <u>Characteristic Nonresponse Rate (%)</u> | <u>Complete Nonresponse Rate (%)</u> | <u>Change Rate (%)</u> |
|-------------|-------------------------------|--------------------------|------------------------------|--|--------------------------------------|------------------------|
| 589 | 2712 | 382 | 330 | 12.17 | 4.32 | 5.00 |
| 351 | 107 | 17 | 13 | 12.15 | 0.17 | 0.22 |
| 1108 | 6601 | 845 | 801 | 12.14 | 10.49 | 11.06 |
| 588 | 2709 | 380 | 328 | 12.11 | 4.29 | 4.98 |
| 1105 | 6601 | 846 | 799 | 12.10 | 10.46 | 11.08 |
| 349 | 116 | 19 | 14 | 12.07 | 0.18 | 0.25 |
| 350 | 116 | 19 | 14 | 12.07 | 0.18 | 0.25 |
| 1093 | 349 | 66 | 42 | 12.03 | 0.55 | 0.86 |
| 469 | 25 | 3 | 3 | 12.00 | 0.04 | 0.04 |
| 653 | 25 | 3 | 3 | 12.00 | 0.04 | 0.04 |
| 1112 | 6601 | 837 | 792 | 12.00 | 10.37 | 10.96 |
| 1094 | 342 | 62 | 41 | 11.99 | 0.54 | 0.81 |
| 232 | 42 | 28 | 5 | 11.91 | 0.07 | 0.37 |
| 381 | 34 | 6 | 4 | 11.77 | 0.05 | 0.08 |
| 1110 | 6601 | 812 | 771 | 11.68 | 10.09 | 10.63 |
| 1092 | 352 | 64 | 41 | 11.65 | 0.54 | 0.84 |
| 366 | 61 | 11 | 7 | 11.48 | 0.09 | 0.14 |
| 376 | 35 | 5 | 4 | 11.43 | 0.05 | 0.07 |
| 346 | 116 | 16 | 13 | 11.21 | 0.17 | 0.21 |
| 1351 | 9 | 1 | 1 | 11.11 | 0.01 | 0.01 |
| 1354 | 9 | 2 | 1 | 11.11 | 0.01 | 0.03 |
| 1355 | 9 | 1 | 1 | 11.11 | 0.01 | 0.01 |
| 1356 | 9 | 2 | 1 | 11.11 | 0.01 | 0.03 |
| 1357 | 9 | 3 | 1 | 11.11 | 0.01 | 0.04 |
| 361 | 63 | 10 | 7 | 11.11 | 0.09 | 0.13 |
| 365 | 63 | 10 | 7 | 11.11 | 0.09 | 0.13 |
| 470 | 153 | 57 | 17 | 11.11 | 0.22 | 0.75 |
| 282 | 120 | 35 | 13 | 10.83 | 0.17 | 0.46 |
| 513 | 28 | 7 | 3 | 10.71 | 0.04 | 0.09 |
| 941 | 1858 | 570 | 198 | 10.66 | 2.59 | 7.46 |
| 490 | 2070 | 274 | 217 | 10.48 | 2.84 | 3.59 |
| 337 | 239 | 39 | 25 | 10.46 | 0.33 | 0.51 |
| 489 | 2096 | 273 | 217 | 10.35 | 2.84 | 3.57 |

| <u>Item</u> | <u>Number of Positive FCV</u> | <u>Number of Changes</u> | <u>Number of Imputations</u> | <u>Characteristic Nonresponse Rate (%)</u> | <u>Complete Nonresponse Rate (%)</u> | <u>Change Rate (%)</u> |
|-------------|-------------------------------|--------------------------|------------------------------|--|--------------------------------------|------------------------|
| 491 | 2095 | 283 | 215 | 10.26 | 2.81 | 3.71 |
| 488 | 2107 | 273 | 214 | 10.16 | 2.80 | 3.57 |
| 1237 | 440 | 339 | 44 | 10.00 | 0.58 | 4.44 |
| 1249 | 6412 | 643 | 621 | 9.69 | 8.13 | 8.42 |
| 880 | 1223 | 134 | 117 | 9.57 | 1.53 | 1.75 |
| 297 | 21 | 12 | 2 | 9.52 | 0.03 | 0.16 |
| 466 | 21 | 2 | 2 | 9.52 | 0.03 | 0.03 |
| 406 | 297 | 118 | 28 | 9.43 | 0.37 | 1.54 |
| 854 | 6365 | 895 | 594 | 9.33 | 7.78 | 11.72 |
| 868 | 4894 | 538 | 456 | 9.32 | 5.97 | 7.04 |
| 594 | 5804 | 831 | 539 | 9.29 | 7.06 | 10.88 |
| 592 | 5805 | 805 | 539 | 9.29 | 7.06 | 10.54 |
| 595 | 5801 | 829 | 537 | 9.26 | 7.03 | 10.85 |
| 538 | 823 | 105 | 76 | 9.24 | 1.00 | 1.37 |
| 593 | 5805 | 804 | 535 | 9.22 | 7.00 | 10.53 |
| 480 | 6107 | 725 | 557 | 9.12 | 7.29 | 9.49 |
| 462 | 7076 | 662 | 640 | 9.05 | 8.38 | 8.67 |
| 482 | 6217 | 727 | 561 | 9.02 | 7.34 | 9.52 |
| 483 | 6155 | 721 | 554 | 9.00 | 7.25 | 9.44 |
| 566 | 101 | 14 | 9 | 8.91 | 0.12 | 0.18 |
| 481 | 6250 | 721 | 553 | 8.85 | 7.24 | 9.44 |
| 881 | 1330 | 133 | 116 | 8.72 | 1.52 | 1.74 |
| 878 | 3157 | 290 | 273 | 8.65 | 3.57 | 3.80 |
| 764 | 823 | 395 | 71 | 8.63 | 0.93 | 5.17 |
| 840 | 603 | 78 | 52 | 8.62 | 0.68 | 1.02 |
| 558 | 165 | 17 | 14 | 8.49 | 0.18 | 0.22 |
| 219 | 1026 | 101 | 87 | 8.48 | 1.14 | 1.32 |
| 278 | 118 | 19 | 10 | 8.48 | 0.13 | 0.25 |
| 773 | 3519 | 528 | 296 | 8.41 | 3.88 | 6.91 |
| 434 | 12 | 15 | 1 | 8.33 | 0.01 | 0.20 |
| 437 | 12 | 13 | 1 | 8.33 | 0.01 | 0.17 |
| 336 | 240 | 30 | 20 | 8.33 | 0.26 | 0.39 |
| 335 | 252 | 30 | 21 | 8.33 | 0.27 | 0.39 |

| <u>Item</u> | <u>Number of Positive FCV</u> | <u>Number of Changes</u> | <u>Number of Imputations</u> | <u>Characteristic Nonresponse Rate (%)</u> | <u>Complete Nonresponse Rate (%)</u> | <u>Change Rate (%)</u> |
|-------------|-------------------------------|--------------------------|------------------------------|--|--------------------------------------|------------------------|
| 879 | 3146 | 282 | 262 | 8.33 | 3.43 | 3.69 |
| 877 | 2601 | 262 | 210 | 8.07 | 2.75 | 3.43 |
| 541 | 162 | 19 | 13 | 8.03 | 0.17 | 0.25 |
| 334 | 252 | 34 | 20 | 7.94 | 0.26 | 0.45 |
| 183 | 76 | 64 | 6 | 7.90 | 0.08 | 0.84 |
| 842 | 751 | 86 | 59 | 7.86 | 0.77 | 1.13 |
| 841 | 739 | 85 | 58 | 7.85 | 0.76 | 1.11 |
| 201 | 1210 | 105 | 94 | 7.77 | 1.23 | 1.37 |
| 882 | 6157 | 526 | 477 | 7.75 | 6.25 | 6.89 |
| 179 | 273 | 33 | 21 | 7.69 | 0.27 | 0.43 |
| 843 | 653 | 76 | 50 | 7.66 | 0.65 | 1.00 |
| 1073 | 196 | 139 | 15 | 7.65 | 0.20 | 1.82 |
| 207 | 340 | 30 | 26 | 7.65 | 0.34 | 0.39 |
| 542 | 249 | 22 | 19 | 7.63 | 0.25 | 0.29 |
| 1226 | 6210 | 544 | 472 | 7.60 | 6.18 | 7.12 |
| 331 | 252 | 24 | 19 | 7.54 | 0.25 | 0.31 |
| 1072 | 639 | 174 | 48 | 7.51 | 0.63 | 2.28 |
| 1079 | 3044 | 443 | 227 | 7.46 | 2.97 | 5.80 |
| 580 | 2739 | 284 | 204 | 7.45 | 2.67 | 3.72 |
| 581 | 2864 | 297 | 213 | 7.44 | 2.79 | 3.89 |
| 583 | 2792 | 289 | 206 | 7.38 | 2.70 | 3.78 |
| 582 | 2868 | 296 | 211 | 7.36 | 2.76 | 3.88 |
| 627 | 82 | 8 | 6 | 7.32 | 0.08 | 0.10 |
| 528 | 470 | 39 | 34 | 7.23 | 0.45 | 0.51 |
| 850 | 4266 | 419 | 304 | 7.13 | 3.98 | 5.49 |
| 856 | 1215 | 126 | 86 | 7.08 | 1.13 | 1.65 |
| 47 | 7077 | 706 | 497 | 7.02 | 6.51 | 9.24 |
| 767 | 477 | 70 | 32 | 6.71 | 0.42 | 0.92 |
| 1104 | 5421 | 904 | 361 | 6.66 | 4.73 | 11.84 |
| 43 | 137 | 41 | 9 | 6.57 | 0.12 | 0.54 |
| 24 | 518 | 46 | 34 | 6.56 | 0.45 | 0.60 |
| 170 | 61 | 7 | 4 | 6.56 | 0.05 | 0.09 |
| 265 | 231 | 18 | 15 | 6.49 | 0.20 | 0.24 |

| <u>Item</u> | <u>Number of Positive FCV</u> | <u>Number of Changes</u> | <u>Number of Imputations</u> | <u>Characteristic Nonresponse Rate (%)</u> | <u>Complete Nonresponse Rate (%)</u> | <u>Change Rate (%)</u> |
|-------------|-------------------------------|--------------------------|------------------------------|--|--------------------------------------|------------------------|
| 1232 | 854 | 269 | 55 | 6.44 | 0.72 | 3.52 |
| 887 | 7077 | 479 | 454 | 6.42 | 5.94 | 6.27 |
| 266 | 156 | 18 | 10 | 6.41 | 0.13 | 0.24 |
| 222 | 16 | 7 | 1 | 6.25 | 0.01 | 0.09 |
| 883 | 6461 | 459 | 397 | 6.15 | 5.20 | 6.01 |
| 272 | 734 | 65 | 44 | 6.00 | 0.58 | 0.85 |
| 852 | 5488 | 512 | 329 | 6.00 | 4.31 | 6.70 |
| 1239 | 1078 | 882 | 64 | 5.94 | 0.84 | 11.55 |
| 3 | 17 | 6 | 1 | 5.88 | 0.01 | 0.08 |
| 166 | 17 | 4 | 1 | 5.88 | 0.01 | 0.05 |
| 322 | 580 | 70 | 34 | 5.86 | 0.45 | 0.92 |
| 28 | 907 | 124 | 53 | 5.84 | 0.69 | 1.62 |
| 741 | 2351 | 165 | 136 | 5.79 | 1.78 | 2.16 |
| 530 | 52 | 4 | 3 | 5.77 | 0.04 | 0.05 |
| 46 | 157 | 32 | 9 | 5.73 | 0.12 | 0.42 |
| 164 | 88 | 34 | 5 | 5.68 | 0.07 | 0.45 |
| 749 | 18 | 1 | 1 | 5.56 | 0.01 | 0.01 |
| 122 | 36 | 16 | 2 | 5.56 | 0.03 | 0.21 |
| 536 | 616 | 38 | 34 | 5.52 | 0.45 | 0.50 |
| 876 | 2542 | 182 | 138 | 5.43 | 1.81 | 2.38 |
| 738 | 3171 | 214 | 172 | 5.42 | 2.25 | 2.80 |
| 851 | 1929 | 196 | 104 | 5.39 | 1.36 | 2.57 |
| 1235 | 447 | 339 | 24 | 5.37 | 0.31 | 4.44 |
| 819 | 1567 | 105 | 83 | 5.30 | 1.09 | 1.37 |
| 35 | 19 | 10 | 1 | 5.26 | 0.01 | 0.13 |
| 307 | 1620 | 194 | 85 | 5.25 | 1.11 | 2.54 |
| 984 | 5804 | 675 | 300 | 5.17 | 3.93 | 8.84 |
| 886 | 1123 | 125 | 58 | 5.17 | 0.76 | 1.64 |
| 416 | 39 | 26 | 2 | 5.13 | 0.03 | 0.34 |
| 567 | 40 | 2 | 2 | 5.00 | 0.03 | 0.03 |
| 178 | 120 | 8 | 6 | 5.00 | 0.08 | 0.10 |
| 181 | 585 | 55 | 29 | 4.96 | 0.38 | 0.72 |
| 169 | 61 | 4 | 3 | 4.92 | 0.04 | 0.05 |

| <u>Item</u> | <u>Number of Positive FCV</u> | <u>Number of Changes</u> | <u>Number of Imputations</u> | <u>Characteristic Nonresponse Rate (%)</u> | <u>Complete Nonresponse Rate (%)</u> | <u>Change Rate (%)</u> |
|-------------|-------------------------------|--------------------------|------------------------------|--|--------------------------------------|------------------------|
| 646 | 21 | 6 | 1 | 4.76 | 0.01 | 0.08 |
| 793 | 21 | 5 | 1 | 4.76 | 0.01 | 0.07 |
| 226 | 42 | 7 | 2 | 4.76 | 0.03 | 0.09 |
| 1209 | 106 | 107 | 5 | 4.72 | 0.07 | 1.40 |
| 495 | 6828 | 791 | 321 | 4.70 | 4.20 | 10.36 |
| 44 | 3281 | 248 | 152 | 4.63 | 1.99 | 3.25 |
| 321 | 584 | 49 | 27 | 4.62 | 0.35 | 0.64 |
| 407 | 652 | 118 | 30 | 4.60 | 0.39 | 1.54 |
| 401 | 655 | 131 | 30 | 4.58 | 0.39 | 1.72 |
| 494 | 6830 | 765 | 312 | 4.57 | 4.08 | 10.02 |
| 540 | 285 | 21 | 13 | 4.56 | 0.17 | 0.27 |
| 493 | 6831 | 740 | 309 | 4.52 | 4.05 | 9.69 |
| 492 | 6832 | 709 | 307 | 4.49 | 4.02 | 9.28 |
| 1283 | 650 | 78 | 29 | 4.46 | 0.38 | 1.02 |
| 200 | 7077 | 356 | 315 | 4.45 | 4.12 | 4.66 |
| 537 | 317 | 22 | 14 | 4.42 | 0.18 | 0.29 |
| 45 | 160 | 47 | 7 | 4.38 | 0.09 | 0.62 |
| 404 | 655 | 113 | 28 | 4.28 | 0.37 | 1.48 |
| 405 | 655 | 124 | 28 | 4.28 | 0.37 | 1.62 |
| 316 | 611 | 40 | 26 | 4.26 | 0.34 | 0.52 |
| 148 | 24 | 4 | 1 | 4.17 | 0.01 | 0.05 |
| 1247 | 6686 | 357 | 273 | 4.08 | 3.57 | 4.67 |
| 264 | 301 | 17 | 12 | 3.99 | 0.16 | 0.22 |
| 306 | 1538 | 142 | 61 | 3.97 | 0.80 | 1.86 |
| 1058 | 4138 | 403 | 161 | 3.89 | 2.11 | 5.28 |
| 1211 | 103 | 62 | 4 | 3.88 | 0.05 | 0.81 |
| 223 | 26 | 3 | 1 | 3.85 | 0.01 | 0.04 |
| 556 | 628 | 32 | 24 | 3.82 | 0.31 | 0.42 |
| 320 | 611 | 42 | 23 | 3.76 | 0.30 | 0.55 |
| 864 | 3248 | 191 | 122 | 3.76 | 1.60 | 2.50 |
| 1332 | 563 | 103 | 21 | 3.73 | 0.27 | 1.35 |
| 465 | 190 | 8 | 7 | 3.68 | 0.09 | 0.10 |
| 744 | 6451 | 351 | 237 | 3.67 | 3.10 | 4.60 |

| <u>Item</u> | <u>Number of Positive FCV</u> | <u>Number of Changes</u> | <u>Number of Imputations</u> | <u>Characteristic Nonresponse Rate (%)</u> | <u>Complete Nonresponse Rate (%)</u> | <u>Change Rate (%)</u> |
|-------------|-------------------------------|--------------------------|------------------------------|--|--------------------------------------|------------------------|
| 517 | 572 | 32 | 21 | 3.67 | 0.27 | 0.42 |
| 624 | 629 | 38 | 23 | 3.66 | 0.30 | 0.50 |
| 885 | 1099 | 66 | 40 | 3.64 | 0.52 | 0.86 |
| 22 | 110 | 18 | 4 | 3.64 | 0.05 | 0.24 |
| 1233 | 1019 | 93 | 37 | 3.63 | 0.48 | 1.22 |
| 319 | 611 | 51 | 22 | 3.60 | 0.29 | 0.67 |
| 1125 | 28 | 39 | 1 | 3.57 | 0.01 | 0.51 |
| 58 | 592 | 658 | 21 | 3.55 | 0.27 | 8.61 |
| 177 | 85 | 7 | 3 | 3.53 | 0.04 | 0.09 |
| 32 | 86 | 14 | 3 | 3.49 | 0.04 | 0.18 |
| 160 | 58 | 19 | 2 | 3.45 | 0.03 | 0.25 |
| 788 | 2386 | 103 | 82 | 3.44 | 1.07 | 1.35 |
| 940 | 408 | 770 | 14 | 3.43 | 0.18 | 10.08 |
| 504 | 292 | 20 | 10 | 3.43 | 0.13 | 0.26 |
| 301 | 1669 | 102 | 57 | 3.42 | 0.75 | 1.34 |
| 976 | 6566 | 287 | 220 | 3.35 | 2.88 | 3.76 |
| 525 | 2841 | 145 | 94 | 3.31 | 1.23 | 1.90 |
| 205 | 425 | 43 | 14 | 3.29 | 0.18 | 0.56 |
| 942 | 2518 | 257 | 82 | 3.26 | 1.07 | 3.36 |
| 519 | 185 | 12 | 6 | 3.24 | 0.08 | 0.16 |
| 305 | 1669 | 98 | 54 | 3.24 | 0.71 | 1.28 |
| 758 | 3859 | 574 | 123 | 3.19 | 1.61 | 7.52 |
| 753 | 5961 | 224 | 189 | 3.17 | 2.47 | 2.93 |
| 304 | 1669 | 136 | 52 | 3.12 | 0.68 | 1.78 |
| 262 | 290 | 13 | 9 | 3.10 | 0.12 | 0.17 |
| 279 | 129 | 19 | 4 | 3.10 | 0.05 | 0.25 |
| 1330 | 615 | 104 | 19 | 3.09 | 0.25 | 1.36 |
| 508 | 163 | 9 | 5 | 3.07 | 0.07 | 0.12 |
| 702 | 5089 | 217 | 155 | 3.05 | 2.03 | 2.84 |
| 1039 | 230 | 9 | 7 | 3.04 | 0.09 | 0.12 |
| 421 | 33 | 23 | 1 | 3.03 | 0.01 | 0.30 |
| 621 | 1400 | 60 | 42 | 3.00 | 0.55 | 0.79 |
| 23 | 837 | 62 | 25 | 2.99 | 0.33 | 0.81 |

| <u>Item</u> | <u>Number of Positive FCV</u> | <u>Number of Changes</u> | <u>Number of Imputations</u> | <u>Characteristic Nonresponse Rate (%)</u> | <u>Complete Nonresponse Rate (%)</u> | <u>Change Rate (%)</u> |
|-------------|-------------------------------|--------------------------|------------------------------|--|--------------------------------------|------------------------|
| 204 | 406 | 44 | 12 | 2.96 | 0.16 | 0.58 |
| 270 | 749 | 102 | 22 | 2.94 | 0.29 | 1.34 |
| 979 | 5768 | 249 | 169 | 2.93 | 2.21 | 3.26 |
| 1070 | 1744 | 267 | 51 | 2.92 | 0.67 | 3.50 |
| 505 | 343 | 23 | 10 | 2.92 | 0.13 | 0.30 |
| 527 | 5844 | 971 | 169 | 2.89 | 2.21 | 12.71 |
| 273 | 1700 | 78 | 49 | 2.88 | 0.64 | 1.02 |
| 551 | 280 | 10 | 8 | 2.86 | 0.10 | 0.13 |
| 271 | 7077 | 237 | 202 | 2.85 | 2.64 | 3.10 |
| 300 | 7077 | 272 | 201 | 2.84 | 2.63 | 3.56 |
| 93 | 294 | 33 | 8 | 2.72 | 0.10 | 0.43 |
| 863 | 3242 | 148 | 88 | 2.71 | 1.15 | 1.94 |
| 676 | 37 | 5 | 1 | 2.70 | 0.01 | 0.07 |
| 1082 | 3040 | 208 | 80 | 2.63 | 1.05 | 2.72 |
| 116 | 115 | 41 | 3 | 2.61 | 0.04 | 0.54 |
| 30 | 6141 | 392 | 160 | 2.61 | 2.09 | 5.13 |
| 1041 | 231 | 64 | 6 | 2.60 | 0.08 | 0.84 |
| 518 | 270 | 16 | 7 | 2.59 | 0.09 | 0.21 |
| 268 | 116 | 4 | 3 | 2.59 | 0.04 | 0.05 |
| 476 | 232 | 10 | 6 | 2.59 | 0.08 | 0.13 |
| 1057 | 699 | 99 | 18 | 2.58 | 0.24 | 1.30 |
| 552 | 895 | 25 | 23 | 2.57 | 0.30 | 0.33 |
| 419 | 39 | 22 | 1 | 2.56 | 0.01 | 0.29 |
| 420 | 39 | 21 | 1 | 2.56 | 0.01 | 0.27 |
| 422 | 39 | 23 | 1 | 2.56 | 0.01 | 0.30 |
| 630 | 235 | 29 | 6 | 2.55 | 0.08 | 0.38 |
| 9910 | 11102 | 441 | 282 | 2.54 | 3.69 | 5.77 |
| 986 | 5963 | 247 | 151 | 2.53 | 1.98 | 3.23 |
| 563 | 7077 | 286 | 179 | 2.53 | 2.34 | 3.74 |
| 507 | 997 | 40 | 25 | 2.51 | 0.33 | 0.52 |
| 1234 | 954 | 104 | 23 | 2.41 | 0.30 | 1.36 |
| 59 | 592 | 828 | 14 | 2.37 | 0.18 | 10.84 |
| 41 | 86 | 8 | 2 | 2.33 | 0.03 | 0.10 |

| <u>Item</u> | <u>Number of Positive FCV</u> | <u>Number of Changes</u> | <u>Number of Imputations</u> | <u>Characteristic Nonresponse Rate (%)</u> | <u>Complete Nonresponse Rate (%)</u> | <u>Change Rate (%)</u> |
|-------------|-------------------------------|--------------------------|------------------------------|--|--------------------------------------|------------------------|
| 803 | 263 | 8 | 6 | 2.28 | 0.08 | 0.10 |
| 791 | 1868 | 54 | 42 | 2.25 | 0.55 | 0.71 |
| 299 | 1561 | 60 | 35 | 2.24 | 0.46 | 0.79 |
| 1122 | 134 | 23 | 3 | 2.24 | 0.04 | 0.30 |
| 263 | 269 | 7 | 6 | 2.23 | 0.08 | 0.09 |
| 1210 | 360 | 192 | 8 | 2.22 | 0.10 | 2.51 |
| 296 | 184 | 8 | 4 | 2.17 | 0.05 | 0.10 |
| 799 | 1402 | 32 | 30 | 2.14 | 0.39 | 0.42 |
| 1101 | 6038 | 215 | 129 | 2.14 | 1.69 | 2.81 |
| 1263 | 3440 | 159 | 73 | 2.12 | 0.96 | 2.08 |
| 400 | 7077 | 251 | 150 | 2.12 | 1.96 | 3.29 |
| 49 | 7078 | 221 | 150 | 2.12 | 1.96 | 2.89 |
| 975 | 531 | 77 | 11 | 2.07 | 0.14 | 1.01 |
| 958 | 6467 | 212 | 134 | 2.07 | 1.75 | 2.78 |
| 1080 | 7014 | 350 | 145 | 2.07 | 1.90 | 4.58 |
| 987 | 5798 | 232 | 119 | 2.05 | 1.56 | 3.04 |
| 1300 | 6998 | 200 | 143 | 2.04 | 1.87 | 2.62 |
| 269 | 98 | 2 | 2 | 2.04 | 0.03 | 0.03 |
| 1201 | 7077 | 218 | 143 | 2.02 | 1.87 | 2.85 |
| 554 | 1893 | 44 | 38 | 2.01 | 0.50 | 0.58 |
| 182 | 655 | 76 | 13 | 1.99 | 0.17 | 1.00 |
| 950 | 6447 | 257 | 128 | 1.99 | 1.68 | 3.36 |
| 985 | 5914 | 220 | 116 | 1.96 | 1.52 | 2.88 |
| 989 | 6022 | 212 | 118 | 1.96 | 1.54 | 2.78 |
| 888 | 3294 | 254 | 64 | 1.94 | 0.84 | 3.33 |
| 1205 | 7071 | 201 | 137 | 1.94 | 1.79 | 2.63 |
| 889 | 3377 | 515 | 65 | 1.93 | 0.85 | 6.74 |
| 42 | 728 | 62 | 14 | 1.92 | 0.18 | 0.81 |
| 1117 | 5963 | 211 | 113 | 1.90 | 1.48 | 2.76 |
| 259 | 742 | 29 | 14 | 1.89 | 0.18 | 0.38 |
| 506 | 586 | 37 | 11 | 1.88 | 0.14 | 0.48 |
| 1303 | 160 | 6 | 3 | 1.88 | 0.04 | 0.08 |
| 501 | 1883 | 69 | 35 | 1.86 | 0.46 | 0.90 |

| <u>Item</u> | <u>Number of Positive FCV</u> | <u>Number of Changes</u> | <u>Number of Imputations</u> | <u>Characteristic Nonresponse Rate (%)</u> | <u>Complete Nonresponse Rate (%)</u> | <u>Change Rate (%)</u> |
|-------------|-------------------------------|--------------------------|------------------------------|--|--------------------------------------|------------------------|
| 983 | 5924 | 204 | 110 | 1.86 | 1.44 | 2.67 |
| 1274 | 54 | 41 | 1 | 1.85 | 0.01 | 0.54 |
| 1102 | 5930 | 195 | 107 | 1.80 | 1.40 | 2.55 |
| 25 | 944 | 51 | 17 | 1.80 | 0.22 | 0.67 |
| 988 | 5367 | 547 | 96 | 1.79 | 1.26 | 7.16 |
| 1013 | 1743 | 85 | 31 | 1.78 | 0.41 | 1.11 |
| 511 | 3050 | 100 | 54 | 1.77 | 0.71 | 1.31 |
| 180 | 574 | 47 | 10 | 1.74 | 0.13 | 0.62 |
| 295 | 3341 | 135 | 58 | 1.74 | 0.76 | 1.77 |
| 461 | 2071 | 63 | 35 | 1.69 | 0.46 | 0.82 |
| 980 | 5063 | 132 | 85 | 1.68 | 1.11 | 1.73 |
| 959 | 5680 | 164 | 95 | 1.67 | 1.24 | 2.15 |
| 503 | 301 | 12 | 5 | 1.66 | 0.07 | 0.16 |
| 951 | 5611 | 191 | 93 | 1.66 | 1.22 | 2.50 |
| 1246 | 6943 | 193 | 113 | 1.63 | 1.48 | 2.53 |
| 1121 | 123 | 23 | 2 | 1.63 | 0.03 | 0.30 |
| 155 | 248 | 8 | 4 | 1.61 | 0.05 | 0.10 |
| 512 | 625 | 19 | 10 | 1.60 | 0.13 | 0.25 |
| 633 | 189 | 5 | 3 | 1.59 | 0.04 | 0.07 |
| 31 | 7078 | 139 | 112 | 1.58 | 1.47 | 1.82 |
| 815 | 5828 | 475 | 92 | 1.58 | 1.20 | 6.22 |
| 991 | 6300 | 178 | 99 | 1.57 | 1.30 | 2.33 |
| 1042 | 255 | 9 | 4 | 1.57 | 0.05 | 0.12 |
| 612 | 4917 | 155 | 77 | 1.57 | 1.01 | 2.03 |
| 1038 | 256 | 9 | 4 | 1.56 | 0.05 | 0.12 |
| 280 | 130 | 13 | 2 | 1.54 | 0.03 | 0.17 |
| 57 | 590 | 39 | 9 | 1.53 | 0.12 | 0.51 |
| 547 | 197 | 6 | 3 | 1.52 | 0.04 | 0.08 |
| 1081 | 4140 | 262 | 63 | 1.52 | 0.82 | 3.43 |
| 1225 | 5859 | 276 | 88 | 1.50 | 1.15 | 3.61 |
| 158 | 1155 | 77 | 17 | 1.47 | 0.22 | 1.01 |
| 825 | 408 | 30 | 6 | 1.47 | 0.08 | 0.39 |
| 599 | 954 | 40 | 14 | 1.47 | 0.18 | 0.52 |

| <u>Item</u> | <u>Number of Positive FCV</u> | <u>Number of Changes</u> | <u>Number of Imputations</u> | <u>Characteristic Nonresponse Rate (%)</u> | <u>Complete Nonresponse Rate (%)</u> | <u>Change Rate (%)</u> |
|-------------|-------------------------------|--------------------------|------------------------------|--|--------------------------------------|------------------------|
| 202 | 683 | 88 | 10 | 1.46 | 0.13 | 1.15 |
| 220 | 961 | 66 | 14 | 1.46 | 0.18 | 0.86 |
| 1281 | 622 | 61 | 9 | 1.45 | 0.12 | 0.80 |
| 1116 | 5967 | 227 | 86 | 1.44 | 1.13 | 2.97 |
| 514 | 70 | 11 | 1 | 1.43 | 0.01 | 0.14 |
| 750 | 1123 | 19 | 16 | 1.43 | 0.21 | 0.25 |
| 111 | 776 | 35 | 11 | 1.42 | 0.14 | 0.46 |
| 1012 | 1697 | 44 | 24 | 1.41 | 0.31 | 0.58 |
| 1071 | 2408 | 176 | 34 | 1.41 | 0.45 | 2.30 |
| 1248 | 6661 | 199 | 93 | 1.40 | 1.22 | 2.61 |
| 1006 | 3447 | 121 | 48 | 1.39 | 0.63 | 1.58 |
| 639 | 1006 | 21 | 14 | 1.39 | 0.18 | 0.27 |
| 1206 | 3307 | 223 | 46 | 1.39 | 0.60 | 2.92 |
| 821 | 735 | 11 | 10 | 1.36 | 0.13 | 0.14 |
| 1023 | 817 | 196 | 11 | 1.35 | 0.14 | 2.57 |
| 1127 | 6022 | 175 | 81 | 1.35 | 1.06 | 2.29 |
| 97 | 7017 | 212 | 94 | 1.34 | 1.23 | 2.78 |
| 961 | 6461 | 151 | 86 | 1.33 | 1.13 | 1.98 |
| 1004 | 3471 | 133 | 46 | 1.33 | 0.60 | 1.74 |
| 1272 | 456 | 36 | 6 | 1.32 | 0.08 | 0.47 |
| 1314 | 230 | 6 | 3 | 1.30 | 0.04 | 0.08 |
| 937 | 6313 | 143 | 82 | 1.30 | 1.07 | 1.87 |
| 1325 | 772 | 39 | 10 | 1.30 | 0.13 | 0.51 |
| 798 | 700 | 12 | 9 | 1.29 | 0.12 | 0.16 |
| 955 | 6467 | 151 | 83 | 1.28 | 1.09 | 1.98 |
| 1271 | 469 | 36 | 6 | 1.28 | 0.08 | 0.47 |
| 981 | 3067 | 59 | 39 | 1.27 | 0.51 | 0.77 |
| 1255 | 6995 | 125 | 89 | 1.27 | 1.17 | 1.64 |
| 1015 | 1737 | 58 | 22 | 1.27 | 0.29 | 0.76 |
| 129 | 158 | 20 | 2 | 1.27 | 0.03 | 0.26 |
| 510 | 395 | 44 | 5 | 1.27 | 0.07 | 0.58 |
| 1022 | 876 | 48 | 11 | 1.26 | 0.14 | 0.63 |
| 174 | 80 | 4 | 1 | 1.25 | 0.01 | 0.05 |

| <u>Item</u> | <u>Number of Positive FCV</u> | <u>Number of Changes</u> | <u>Number of Imputations</u> | <u>Characteristic Nonresponse Rate (%)</u> | <u>Complete Nonresponse Rate (%)</u> | <u>Change Rate (%)</u> |
|-------------|-------------------------------|--------------------------|------------------------------|--|--------------------------------------|------------------------|
| 1016 | 1761 | 49 | 22 | 1.25 | 0.29 | 0.64 |
| 550 | 645 | 8 | 8 | 1.24 | 0.10 | 0.10 |
| 146 | 162 | 11 | 2 | 1.24 | 0.03 | 0.14 |
| 1003 | 3404 | 81 | 42 | 1.23 | 0.55 | 1.06 |
| 261 | 3411 | 120 | 42 | 1.23 | 0.55 | 1.57 |
| 973 | 6366 | 144 | 78 | 1.23 | 1.02 | 1.89 |
| 1120 | 246 | 29 | 3 | 1.22 | 0.04 | 0.38 |
| 162 | 2301 | 98 | 28 | 1.22 | 0.37 | 1.28 |
| 1021 | 834 | 23 | 10 | 1.20 | 0.13 | 0.30 |
| 1059 | 3597 | 266 | 43 | 1.20 | 0.56 | 3.48 |
| 139 | 84 | 5 | 1 | 1.19 | 0.01 | 0.07 |
| 1238 | 6573 | 132 | 78 | 1.19 | 1.02 | 1.73 |
| 1219 | 6590 | 135 | 78 | 1.18 | 1.02 | 1.77 |
| 1014 | 1606 | 371 | 19 | 1.18 | 0.25 | 4.86 |
| 956 | 5677 | 111 | 67 | 1.18 | 0.88 | 1.45 |
| 1208 | 5605 | 189 | 66 | 1.18 | 0.86 | 2.47 |
| 141 | 85 | 8 | 1 | 1.18 | 0.01 | 0.10 |
| 1313 | 341 | 9 | 4 | 1.17 | 0.05 | 0.12 |
| 776 | 2983 | 124 | 35 | 1.17 | 0.46 | 1.62 |
| 1030 | 427 | 10 | 5 | 1.17 | 0.07 | 0.13 |
| 992 | 5515 | 110 | 64 | 1.16 | 0.84 | 1.44 |
| 260 | 3297 | 92 | 38 | 1.15 | 0.50 | 1.20 |
| 816 | 350 | 41 | 4 | 1.14 | 0.05 | 0.54 |
| 1282 | 614 | 68 | 7 | 1.14 | 0.09 | 0.89 |
| 1270 | 1584 | 51 | 18 | 1.14 | 0.24 | 0.67 |
| 1026 | 886 | 26 | 10 | 1.13 | 0.13 | 0.34 |
| 163 | 1951 | 86 | 22 | 1.13 | 0.29 | 1.13 |
| 1243 | 7035 | 92 | 79 | 1.12 | 1.03 | 1.20 |
| 995 | 7077 | 253 | 79 | 1.12 | 1.03 | 3.31 |
| 1034 | 452 | 13 | 5 | 1.11 | 0.07 | 0.17 |
| 642 | 3458 | 70 | 38 | 1.10 | 0.50 | 0.92 |
| 962 | 5663 | 101 | 62 | 1.10 | 0.81 | 1.32 |
| 1017 | 1753 | 51 | 19 | 1.08 | 0.25 | 0.67 |

| <u>Item</u> | <u>Number of Positive FCV</u> | <u>Number of Changes</u> | <u>Number of Imputations</u> | <u>Characteristic Nonresponse Rate (%)</u> | <u>Complete Nonresponse Rate (%)</u> | <u>Change Rate (%)</u> |
|-------------|-------------------------------|--------------------------|------------------------------|--|--------------------------------------|------------------------|
| 258 | 750 | 26 | 8 | 1.07 | 0.10 | 0.34 |
| 1269 | 2270 | 61 | 24 | 1.06 | 0.31 | 0.80 |
| 150 | 191 | 12 | 2 | 1.05 | 0.03 | 0.16 |
| 606 | 4901 | 118 | 51 | 1.04 | 0.67 | 1.54 |
| 782 | 1364 | 48 | 14 | 1.03 | 0.18 | 0.63 |
| 140 | 293 | 12 | 3 | 1.02 | 0.04 | 0.16 |
| 1011 | 1761 | 46 | 18 | 1.02 | 0.24 | 0.60 |
| 977 | 5588 | 99 | 57 | 1.02 | 0.75 | 1.30 |
| 974 | 785 | 1086 | 8 | 1.02 | 0.10 | 14.22 |
| 1036 | 99 | 6 | 1 | 1.01 | 0.01 | 0.08 |
| 574 | 397 | 67 | 4 | 1.01 | 0.05 | 0.88 |
| 1020 | 897 | 24 | 9 | 1.00 | 0.12 | 0.31 |
| 257 | 702 | 19 | 7 | 1.00 | 0.09 | 0.25 |
| 96 | 7070 | 196 | 70 | 0.99 | 0.92 | 2.57 |
| 159 | 910 | 49 | 9 | 0.99 | 0.12 | 0.64 |
| 875 | 1011 | 45 | 10 | 0.99 | 0.13 | 0.59 |
| 535 | 102 | 7 | 1 | 0.98 | 0.01 | 0.09 |
| 1027 | 205 | 14 | 2 | 0.98 | 0.03 | 0.18 |
| 964 | 6115 | 135 | 59 | 0.97 | 0.77 | 1.77 |
| 1010 | 1764 | 60 | 17 | 0.96 | 0.22 | 0.79 |
| 636 | 3752 | 85 | 36 | 0.96 | 0.47 | 1.11 |
| 996 | 6254 | 130 | 60 | 0.96 | 0.79 | 1.70 |
| 1207 | 6574 | 141 | 63 | 0.96 | 0.82 | 1.85 |
| 824 | 209 | 43 | 2 | 0.96 | 0.03 | 0.56 |
| 549 | 211 | 3 | 2 | 0.95 | 0.03 | 0.04 |
| 203 | 212 | 20 | 2 | 0.94 | 0.03 | 0.26 |
| 1275 | 4720 | 211 | 44 | 0.93 | 0.58 | 2.76 |
| 1256 | 1834 | 423 | 17 | 0.93 | 0.22 | 5.54 |
| 110 | 864 | 65 | 8 | 0.93 | 0.10 | 0.85 |
| 613 | 217 | 4 | 2 | 0.92 | 0.03 | 0.05 |
| 4 | 7160 | 112 | 66 | 0.92 | 0.86 | 1.47 |
| 1008 | 3480 | 89 | 32 | 0.92 | 0.42 | 1.17 |
| 1007 | 3485 | 89 | 32 | 0.92 | 0.42 | 1.17 |

| <u>Item</u> | <u>Number of Positive FCV</u> | <u>Number of Changes</u> | <u>Number of Imputations</u> | <u>Characteristic Nonresponse Rate (%)</u> | <u>Complete Nonresponse Rate (%)</u> | <u>Change Rate (%)</u> |
|-------------|-------------------------------|--------------------------|------------------------------|--|--------------------------------------|------------------------|
| 106 | 1425 | 72 | 13 | 0.91 | 0.17 | 0.94 |
| 997 | 5499 | 100 | 50 | 0.91 | 0.65 | 1.31 |
| 1024 | 885 | 25 | 8 | 0.90 | 0.10 | 0.33 |
| 965 | 5427 | 100 | 49 | 0.90 | 0.64 | 1.31 |
| 938 | 5540 | 96 | 50 | 0.90 | 0.65 | 1.26 |
| 1025 | 888 | 26 | 8 | 0.90 | 0.10 | 0.34 |
| 21 | 3227 | 115 | 29 | 0.90 | 0.38 | 1.51 |
| 600 | 4501 | 85 | 40 | 0.89 | 0.52 | 1.11 |
| 5 | 7158 | 154 | 63 | 0.88 | 0.82 | 2.02 |
| 954 | 5574 | 157 | 49 | 0.88 | 0.64 | 2.06 |
| 1029 | 456 | 9 | 4 | 0.88 | 0.05 | 0.12 |
| 968 | 5373 | 101 | 47 | 0.88 | 0.62 | 1.32 |
| 1018 | 467 | 22 | 4 | 0.86 | 0.05 | 0.29 |
| 993 | 3314 | 48 | 28 | 0.85 | 0.37 | 0.63 |
| 967 | 6039 | 128 | 51 | 0.85 | 0.67 | 1.68 |
| 1200 | 7077 | 260 | 59 | 0.83 | 0.77 | 3.40 |
| 1005 | 3120 | 754 | 26 | 0.83 | 0.34 | 9.87 |
| 1001 | 3490 | 133 | 29 | 0.83 | 0.38 | 1.74 |
| 818 | 1567 | 29 | 13 | 0.83 | 0.17 | 0.38 |
| 1040 | 246 | 7 | 2 | 0.81 | 0.03 | 0.09 |
| 660 | 370 | 4 | 3 | 0.81 | 0.04 | 0.05 |
| 618 | 1236 | 51 | 10 | 0.81 | 0.13 | 0.67 |
| 957 | 3338 | 45 | 27 | 0.81 | 0.35 | 0.59 |
| 960 | 3339 | 50 | 27 | 0.81 | 0.35 | 0.65 |
| 1043 | 252 | 8 | 2 | 0.79 | 0.03 | 0.10 |
| 1259 | 6592 | 104 | 52 | 0.79 | 0.68 | 1.36 |
| 1115 | 5842 | 156 | 46 | 0.79 | 0.60 | 2.04 |
| 1044 | 255 | 7 | 2 | 0.78 | 0.03 | 0.09 |
| 1019 | 895 | 31 | 7 | 0.78 | 0.09 | 0.41 |
| 978 | 3327 | 42 | 26 | 0.78 | 0.34 | 0.55 |
| 1261 | 3339 | 118 | 26 | 0.78 | 0.34 | 1.54 |
| 108 | 258 | 35 | 2 | 0.78 | 0.03 | 0.46 |
| 729 | 6197 | 116 | 48 | 0.78 | 0.63 | 1.52 |

| <u>Item</u> | <u>Number of Positive FCV</u> | <u>Number of Changes</u> | <u>Number of Imputations</u> | <u>Characteristic Nonresponse Rate (%)</u> | <u>Complete Nonresponse Rate (%)</u> | <u>Change Rate (%)</u> |
|-------------|-------------------------------|--------------------------|------------------------------|--|--------------------------------------|------------------------|
| 138 | 1189 | 38 | 9 | 0.76 | 0.12 | 0.50 |
| 998 | 3302 | 45 | 25 | 0.76 | 0.33 | 0.59 |
| 137 | 1190 | 34 | 9 | 0.76 | 0.12 | 0.45 |
| 714 | 3849 | 55 | 29 | 0.75 | 0.38 | 0.72 |
| 277 | 133 | 21 | 1 | 0.75 | 0.01 | 0.27 |
| 982 | 5862 | 139 | 44 | 0.75 | 0.58 | 1.82 |
| 963 | 3341 | 41 | 25 | 0.75 | 0.33 | 0.54 |
| 151 | 134 | 6 | 1 | 0.75 | 0.01 | 0.08 |
| 156 | 273 | 10 | 2 | 0.73 | 0.03 | 0.13 |
| 966 | 3302 | 45 | 24 | 0.73 | 0.31 | 0.59 |
| 117 | 138 | 43 | 1 | 0.73 | 0.01 | 0.56 |
| 118 | 138 | 27 | 1 | 0.73 | 0.01 | 0.35 |
| 1032 | 414 | 92 | 3 | 0.73 | 0.04 | 1.20 |
| 952 | 3316 | 49 | 24 | 0.72 | 0.31 | 0.64 |
| 939 | 3322 | 42 | 24 | 0.72 | 0.31 | 0.55 |
| 732 | 2099 | 46 | 15 | 0.72 | 0.20 | 0.60 |
| 654 | 2252 | 26 | 16 | 0.71 | 0.21 | 0.34 |
| 601 | 141 | 3 | 1 | 0.71 | 0.01 | 0.04 |
| 20 | 6377 | 139 | 45 | 0.71 | 0.59 | 1.82 |
| 1114 | 5279 | 151 | 37 | 0.70 | 0.48 | 1.98 |
| 810 | 1144 | 62 | 8 | 0.70 | 0.10 | 0.81 |
| 157 | 1155 | 21 | 8 | 0.69 | 0.10 | 0.27 |
| 208 | 145 | 24 | 1 | 0.69 | 0.01 | 0.31 |
| 814 | 145 | 13 | 1 | 0.69 | 0.01 | 0.17 |
| 1047 | 147 | 71 | 1 | 0.68 | 0.01 | 0.93 |
| 1046 | 148 | 42 | 1 | 0.68 | 0.01 | 0.55 |
| 1031 | 446 | 19 | 3 | 0.67 | 0.04 | 0.25 |
| 502 | 150 | 22 | 1 | 0.67 | 0.01 | 0.29 |
| 237 | 450 | 43 | 3 | 0.67 | 0.04 | 0.56 |
| 1035 | 451 | 11 | 3 | 0.67 | 0.04 | 0.14 |
| 1033 | 452 | 10 | 3 | 0.66 | 0.04 | 0.13 |
| 1262 | 3336 | 134 | 22 | 0.66 | 0.29 | 1.75 |
| 1260 | 5568 | 101 | 36 | 0.65 | 0.47 | 1.32 |

| <u>Item</u> | <u>Number of Positive FCV</u> | <u>Number of Changes</u> | <u>Number of Imputations</u> | <u>Characteristic Nonresponse Rate (%)</u> | <u>Complete Nonresponse Rate (%)</u> | <u>Change Rate (%)</u> |
|-------------|-------------------------------|--------------------------|------------------------------|--|--------------------------------------|------------------------|
| 130 | 158 | 13 | 1 | 0.63 | 0.01 | 0.17 |
| 105 | 1424 | 25 | 9 | 0.63 | 0.12 | 0.33 |
| 154 | 951 | 37 | 6 | 0.63 | 0.08 | 0.48 |
| 1002 | 3493 | 78 | 22 | 0.63 | 0.29 | 1.02 |
| 1220 | 5585 | 98 | 35 | 0.63 | 0.46 | 1.28 |
| 1009 | 1149 | 43 | 7 | 0.61 | 0.09 | 0.56 |
| 969 | 3287 | 40 | 20 | 0.61 | 0.26 | 0.52 |
| 26 | 7078 | 248 | 43 | 0.61 | 0.56 | 3.25 |
| 38 | 1168 | 30 | 7 | 0.60 | 0.09 | 0.39 |
| 657 | 5373 | 45 | 32 | 0.60 | 0.42 | 0.59 |
| 107 | 684 | 28 | 4 | 0.59 | 0.05 | 0.37 |
| 546 | 1027 | 19 | 6 | 0.58 | 0.08 | 0.25 |
| 953 | 5537 | 134 | 32 | 0.58 | 0.42 | 1.75 |
| 1266 | 1213 | 66 | 7 | 0.58 | 0.09 | 0.86 |
| 1203 | 6162 | 354 | 35 | 0.57 | 0.46 | 4.63 |
| 1123 | 2514 | 336 | 14 | 0.56 | 0.18 | 4.40 |
| 675 | 5795 | 54 | 32 | 0.55 | 0.42 | 0.71 |
| 463 | 545 | 30 | 3 | 0.55 | 0.04 | 0.39 |
| 648 | 5088 | 50 | 28 | 0.55 | 0.37 | 0.65 |
| 822 | 2033 | 18 | 11 | 0.54 | 0.14 | 0.24 |
| 1273 | 372 | 31 | 2 | 0.54 | 0.03 | 0.41 |
| 2 | 749 | 11 | 4 | 0.53 | 0.05 | 0.14 |
| 1231 | 1689 | 31 | 9 | 0.53 | 0.12 | 0.41 |
| 1227 | 6572 | 109 | 35 | 0.53 | 0.46 | 1.43 |
| 1245 | 188 | 6 | 1 | 0.53 | 0.01 | 0.08 |
| 747 | 1364 | 15 | 7 | 0.51 | 0.09 | 0.20 |
| 1265 | 1371 | 38 | 7 | 0.51 | 0.09 | 0.50 |
| 804 | 4144 | 40 | 21 | 0.51 | 0.27 | 0.52 |
| 872 | 5064 | 43 | 25 | 0.49 | 0.33 | 0.56 |
| 1228 | 608 | 24 | 3 | 0.49 | 0.04 | 0.31 |
| 645 | 5972 | 66 | 29 | 0.49 | 0.38 | 0.86 |
| 1077 | 1236 | 139 | 6 | 0.49 | 0.08 | 1.82 |
| 1242 | 6916 | 70 | 33 | 0.48 | 0.43 | 0.92 |

| <u>Item</u> | <u>Number of Positive FCV</u> | <u>Number of Changes</u> | <u>Number of Imputations</u> | <u>Characteristic Nonresponse Rate (%)</u> | <u>Complete Nonresponse Rate (%)</u> | <u>Change Rate (%)</u> |
|-------------|-------------------------------|--------------------------|------------------------------|--|--------------------------------------|------------------------|
| 890 | 2326 | 47 | 11 | 0.47 | 0.14 | 0.62 |
| 109 | 863 | 18 | 4 | 0.46 | 0.05 | 0.24 |
| 797 | 225 | 3 | 1 | 0.44 | 0.01 | 0.04 |
| 1028 | 452 | 11 | 2 | 0.44 | 0.03 | 0.14 |
| 153 | 951 | 11 | 4 | 0.42 | 0.05 | 0.14 |
| 1113 | 5971 | 120 | 25 | 0.42 | 0.33 | 1.57 |
| 858 | 1968 | 79 | 8 | 0.41 | 0.10 | 1.03 |
| 1327 | 750 | 30 | 3 | 0.40 | 0.04 | 0.39 |
| 1037 | 253 | 11 | 1 | 0.40 | 0.01 | 0.14 |
| 1316 | 253 | 42 | 1 | 0.40 | 0.01 | 0.55 |
| 1078 | 1016 | 79 | 4 | 0.39 | 0.05 | 1.03 |
| 161 | 2301 | 30 | 9 | 0.39 | 0.12 | 0.39 |
| 708 | 5889 | 49 | 23 | 0.39 | 0.30 | 0.64 |
| 1224 | 5427 | 81 | 21 | 0.39 | 0.27 | 1.06 |
| 1257 | 6559 | 81 | 25 | 0.38 | 0.33 | 1.06 |
| 9903 | 10765 | 117 | 41 | 0.38 | 0.54 | 1.53 |
| 607 | 265 | 4 | 1 | 0.38 | 0.01 | 0.05 |
| 651 | 543 | 10 | 2 | 0.37 | 0.03 | 0.13 |
| 1202 | 549 | 5 | 2 | 0.36 | 0.03 | 0.07 |
| 98 | 11386 | 82 | 39 | 0.34 | 0.51 | 1.07 |
| 1241 | 6894 | 65 | 23 | 0.33 | 0.30 | 0.85 |
| 1240 | 1208 | 15 | 4 | 0.33 | 0.05 | 0.20 |
| 801 | 5255 | 27 | 17 | 0.32 | 0.22 | 0.35 |
| 820 | 1238 | 8 | 4 | 0.32 | 0.05 | 0.10 |
| 37 | 1262 | 37 | 4 | 0.32 | 0.05 | 0.48 |
| 813 | 317 | 2 | 1 | 0.32 | 0.01 | 0.03 |
| 807 | 1608 | 12 | 5 | 0.31 | 0.07 | 0.16 |
| 1129 | 2252 | 102 | 7 | 0.31 | 0.09 | 1.34 |
| 56 | 1404 | 27 | 4 | 0.29 | 0.05 | 0.35 |
| 823 | 713 | 5 | 2 | 0.28 | 0.03 | 0.07 |
| 1223 | 6361 | 71 | 17 | 0.27 | 0.22 | 0.93 |
| 100 | 11386 | 210 | 29 | 0.26 | 0.38 | 2.75 |
| 705 | 815 | 39 | 2 | 0.25 | 0.03 | 0.51 |

| <u>Item</u> | <u>Number of Positive FCV</u> | <u>Number of Changes</u> | <u>Number of Imputations</u> | <u>Characteristic Nonresponse Rate (%)</u> | <u>Complete Nonresponse Rate (%)</u> | <u>Change Rate (%)</u> |
|-------------|-------------------------------|--------------------------|------------------------------|--|--------------------------------------|------------------------|
| 39 | 2087 | 69 | 5 | 0.24 | 0.07 | 0.90 |
| 1302 | 1302 | 4 | 3 | 0.23 | 0.04 | 0.05 |
| 1254 | 875 | 7 | 2 | 0.23 | 0.03 | 0.09 |
| 1264 | 1345 | 35 | 3 | 0.22 | 0.04 | 0.46 |
| 1301 | 1367 | 7 | 3 | 0.22 | 0.04 | 0.09 |
| 9902 | 11291 | 59 | 24 | 0.21 | 0.31 | 0.77 |
| 1236 | 6244 | 58 | 12 | 0.19 | 0.16 | 0.76 |
| 1267 | 2114 | 69 | 4 | 0.19 | 0.05 | 0.90 |
| 1315 | 2718 | 33 | 5 | 0.18 | 0.07 | 0.43 |
| 1128 | 1649 | 66 | 3 | 0.18 | 0.04 | 0.86 |
| 1276 | 563 | 47 | 1 | 0.18 | 0.01 | 0.62 |
| 1268 | 1688 | 39 | 3 | 0.18 | 0.04 | 0.51 |
| 800 | 1131 | 17 | 2 | 0.18 | 0.03 | 0.22 |
| 1308 | 2261 | 12 | 4 | 0.18 | 0.05 | 0.16 |
| 1252 | 4603 | 16 | 8 | 0.17 | 0.10 | 0.21 |
| 1229 | 1159 | 18 | 2 | 0.17 | 0.03 | 0.24 |
| 224 | 1270 | 449 | 2 | 0.16 | 0.03 | 5.88 |
| 1309 | 695 | 5 | 1 | 0.14 | 0.01 | 0.07 |
| 99 | 5809 | 18 | 8 | 0.14 | 0.10 | 0.24 |
| 1253 | 843 | 5 | 1 | 0.12 | 0.01 | 0.07 |
| 1306 | 1677 | 6 | 2 | 0.12 | 0.03 | 0.08 |
| 1317 | 1776 | 33 | 2 | 0.11 | 0.03 | 0.43 |
| 696 | 896 | 4 | 1 | 0.11 | 0.01 | 0.05 |
| 726 | 1101 | 61 | 1 | 0.09 | 0.01 | 0.80 |
| 1230 | 1151 | 17 | 1 | 0.09 | 0.01 | 0.22 |
| 9901 | 11721 | 61 | 3 | 0.03 | 0.04 | 0.80 |
| 287 | 0 | 0 | 0 | 0.00 | 0.00 | 0.00 |
| 290 | 0 | 1 | 0 | 0.00 | 0.00 | 0.01 |
| 294 | 0 | 1 | 0 | 0.00 | 0.00 | 0.01 |
| 575 | 0 | 0 | 0 | 0.00 | 0.00 | 0.00 |
| 576 | 0 | 1 | 0 | 0.00 | 0.00 | 0.01 |
| 631 | 0 | 0 | 0 | 0.00 | 0.00 | 0.00 |
| 634 | 0 | 0 | 0 | 0.00 | 0.00 | 0.00 |

| <u>Item</u> | <u>Number of Positive FCV</u> | <u>Number of Changes</u> | <u>Number of Imputations</u> | <u>Characteristic Nonresponse Rate (%)</u> | <u>Complete Nonresponse Rate (%)</u> | <u>Change Rate (%)</u> |
|-------------|-------------------------------|--------------------------|------------------------------|--|--------------------------------------|------------------------|
| 698 | 0 | 0 | 0 | 0.00 | 0.00 | 0.00 |
| 706 | 0 | 6 | 0 | 0.00 | 0.00 | 0.08 |
| 734 | 0 | 3 | 0 | 0.00 | 0.00 | 0.04 |
| 766 | 0 | 6 | 0 | 0.00 | 0.00 | 0.08 |
| 768 | 0 | 1 | 0 | 0.00 | 0.00 | 0.01 |
| 769 | 0 | 0 | 0 | 0.00 | 0.00 | 0.00 |
| 771 | 0 | 1 | 0 | 0.00 | 0.00 | 0.01 |
| 772 | 0 | 2 | 0 | 0.00 | 0.00 | 0.03 |
| 777 | 0 | 1 | 0 | 0.00 | 0.00 | 0.01 |
| 809 | 0 | 1 | 0 | 0.00 | 0.00 | 0.01 |
| 812 | 0 | 1 | 0 | 0.00 | 0.00 | 0.01 |
| 1426 | 0 | 0 | 0 | 0.00 | 0.00 | 0.00 |
| 1429 | 0 | 0 | 0 | 0.00 | 0.00 | 0.00 |
| 1430 | 0 | 0 | 0 | 0.00 | 0.00 | 0.00 |
| 1431 | 0 | 0 | 0 | 0.00 | 0.00 | 0.00 |
| 1432 | 0 | 0 | 0 | 0.00 | 0.00 | 0.00 |
| 1456 | 0 | 0 | 0 | 0.00 | 0.00 | 0.00 |
| 1459 | 0 | 0 | 0 | 0.00 | 0.00 | 0.00 |
| 1460 | 0 | 0 | 0 | 0.00 | 0.00 | 0.00 |
| 1461 | 0 | 0 | 0 | 0.00 | 0.00 | 0.00 |
| 1462 | 0 | 0 | 0 | 0.00 | 0.00 | 0.00 |
| 1471 | 0 | 0 | 0 | 0.00 | 0.00 | 0.00 |
| 1474 | 0 | 0 | 0 | 0.00 | 0.00 | 0.00 |
| 1475 | 0 | 0 | 0 | 0.00 | 0.00 | 0.00 |
| 1476 | 0 | 0 | 0 | 0.00 | 0.00 | 0.00 |
| 1477 | 0 | 0 | 0 | 0.00 | 0.00 | 0.00 |
| 1486 | 0 | 0 | 0 | 0.00 | 0.00 | 0.00 |
| 1489 | 0 | 0 | 0 | 0.00 | 0.00 | 0.00 |
| 1490 | 0 | 0 | 0 | 0.00 | 0.00 | 0.00 |
| 1491 | 0 | 0 | 0 | 0.00 | 0.00 | 0.00 |
| 1492 | 0 | 0 | 0 | 0.00 | 0.00 | 0.00 |
| 167 | 1 | 0 | 0 | 0.00 | 0.00 | 0.00 |
| 168 | 1 | 2 | 0 | 0.00 | 0.00 | 0.03 |

| <u>Item</u> | <u>Number of Positive FCV</u> | <u>Number of Changes</u> | <u>Number of Imputations</u> | <u>Characteristic Nonresponse Rate (%)</u> | <u>Complete Nonresponse Rate (%)</u> | <u>Change Rate (%)</u> |
|-------------|-------------------------------|--------------------------|------------------------------|--|--------------------------------------|------------------------|
| 289 | 1 | 2 | 0 | 0.00 | 0.00 | 0.03 |
| 291 | 1 | 1 | 0 | 0.00 | 0.00 | 0.01 |
| 292 | 1 | 3 | 0 | 0.00 | 0.00 | 0.04 |
| 293 | 1 | 1 | 0 | 0.00 | 0.00 | 0.01 |
| 635 | 1 | 0 | 0 | 0.00 | 0.00 | 0.00 |
| 707 | 1 | 0 | 0 | 0.00 | 0.00 | 0.00 |
| 742 | 1 | 0 | 0 | 0.00 | 0.00 | 0.00 |
| 760 | 1 | 5 | 0 | 0.00 | 0.00 | 0.07 |
| 775 | 1 | 3 | 0 | 0.00 | 0.00 | 0.04 |
| 778 | 1 | 3 | 0 | 0.00 | 0.00 | 0.04 |
| 922 | 1 | 2 | 0 | 0.00 | 0.00 | 0.03 |
| 1411 | 1 | 0 | 0 | 0.00 | 0.00 | 0.00 |
| 1414 | 1 | 0 | 0 | 0.00 | 0.00 | 0.00 |
| 1415 | 1 | 0 | 0 | 0.00 | 0.00 | 0.00 |
| 1416 | 1 | 0 | 0 | 0.00 | 0.00 | 0.00 |
| 1417 | 1 | 0 | 0 | 0.00 | 0.00 | 0.00 |
| 124 | 2 | 24 | 0 | 0.00 | 0.00 | 0.31 |
| 136 | 2 | 10 | 0 | 0.00 | 0.00 | 0.13 |
| 144 | 2 | 1 | 0 | 0.00 | 0.00 | 0.01 |
| 451 | 2 | 6 | 0 | 0.00 | 0.00 | 0.08 |
| 452 | 2 | 4 | 0 | 0.00 | 0.00 | 0.05 |
| 622 | 2 | 0 | 0 | 0.00 | 0.00 | 0.00 |
| 625 | 2 | 1 | 0 | 0.00 | 0.00 | 0.01 |
| 628 | 2 | 1 | 0 | 0.00 | 0.00 | 0.01 |
| 640 | 2 | 1 | 0 | 0.00 | 0.00 | 0.01 |
| 652 | 2 | 0 | 0 | 0.00 | 0.00 | 0.00 |
| 826 | 2 | 1 | 0 | 0.00 | 0.00 | 0.01 |
| 1441 | 2 | 0 | 0 | 0.00 | 0.00 | 0.00 |
| 1444 | 2 | 0 | 0 | 0.00 | 0.00 | 0.00 |
| 446 | 3 | 7 | 0 | 0.00 | 0.00 | 0.09 |
| 449 | 3 | 7 | 0 | 0.00 | 0.00 | 0.09 |
| 450 | 3 | 6 | 0 | 0.00 | 0.00 | 0.08 |
| 751 | 3 | 0 | 0 | 0.00 | 0.00 | 0.00 |

| <u>Item</u> | <u>Number of Positive FCV</u> | <u>Number of Changes</u> | <u>Number of Imputations</u> | <u>Characteristic Nonresponse Rate (%)</u> | <u>Complete Nonresponse Rate (%)</u> | <u>Change Rate (%)</u> |
|-------------|-------------------------------|--------------------------|------------------------------|--|--------------------------------------|------------------------|
| 783 | 3 | 2 | 0 | 0.00 | 0.00 | 0.03 |
| 1402 | 3 | 1 | 0 | 0.00 | 0.00 | 0.01 |
| 92 | 4 | 7 | 0 | 0.00 | 0.00 | 0.09 |
| 120 | 4 | 25 | 0 | 0.00 | 0.00 | 0.33 |
| 284 | 4 | 1 | 0 | 0.00 | 0.00 | 0.01 |
| 1396 | 4 | 0 | 0 | 0.00 | 0.00 | 0.00 |
| 1399 | 4 | 0 | 0 | 0.00 | 0.00 | 0.00 |
| 1400 | 4 | 0 | 0 | 0.00 | 0.00 | 0.00 |
| 1401 | 4 | 1 | 0 | 0.00 | 0.00 | 0.01 |
| 227 | 5 | 0 | 0 | 0.00 | 0.00 | 0.00 |
| 1381 | 6 | 0 | 0 | 0.00 | 0.00 | 0.00 |
| 1384 | 6 | 0 | 0 | 0.00 | 0.00 | 0.00 |
| 1385 | 6 | 0 | 0 | 0.00 | 0.00 | 0.00 |
| 1386 | 6 | 1 | 0 | 0.00 | 0.00 | 0.01 |
| 1387 | 6 | 1 | 0 | 0.00 | 0.00 | 0.01 |
| 533 | 7 | 1 | 0 | 0.00 | 0.00 | 0.01 |
| 655 | 7 | 0 | 0 | 0.00 | 0.00 | 0.00 |
| 873 | 7 | 2 | 0 | 0.00 | 0.00 | 0.03 |
| 283 | 8 | 7 | 0 | 0.00 | 0.00 | 0.09 |
| 285 | 8 | 2 | 0 | 0.00 | 0.00 | 0.03 |
| 709 | 8 | 2 | 0 | 0.00 | 0.00 | 0.03 |
| 33 | 9 | 6 | 0 | 0.00 | 0.00 | 0.08 |
| 152 | 9 | 2 | 0 | 0.00 | 0.00 | 0.03 |
| 649 | 9 | 2 | 0 | 0.00 | 0.00 | 0.03 |
| 1221 | 9 | 0 | 0 | 0.00 | 0.00 | 0.00 |
| 1222 | 9 | 5 | 0 | 0.00 | 0.00 | 0.07 |
| 637 | 10 | 3 | 0 | 0.00 | 0.00 | 0.04 |
| 643 | 10 | 4 | 0 | 0.00 | 0.00 | 0.05 |
| 658 | 11 | 3 | 0 | 0.00 | 0.00 | 0.04 |
| 431 | 12 | 13 | 0 | 0.00 | 0.00 | 0.17 |
| 435 | 12 | 13 | 0 | 0.00 | 0.00 | 0.17 |
| 805 | 12 | 1 | 0 | 0.00 | 0.00 | 0.01 |
| 172 | 14 | 0 | 0 | 0.00 | 0.00 | 0.00 |

| <u>Item</u> | <u>Number of Positive FCV</u> | <u>Number of Changes</u> | <u>Number of Imputations</u> | <u>Characteristic Nonresponse Rate (%)</u> | <u>Complete Nonresponse Rate (%)</u> | <u>Change Rate (%)</u> |
|-------------|-------------------------------|--------------------------|------------------------------|--|--------------------------------------|------------------------|
| 112 | 16 | 36 | 0 | 0.00 | 0.00 | 0.47 |
| 165 | 17 | 4 | 0 | 0.00 | 0.00 | 0.05 |
| 792 | 18 | 0 | 0 | 0.00 | 0.00 | 0.00 |
| 808 | 19 | 0 | 0 | 0.00 | 0.00 | 0.00 |
| 298 | 21 | 2 | 0 | 0.00 | 0.00 | 0.03 |
| 509 | 24 | 1 | 0 | 0.00 | 0.00 | 0.01 |
| 715 | 24 | 3 | 0 | 0.00 | 0.00 | 0.04 |
| 238 | 25 | 60 | 0 | 0.00 | 0.00 | 0.79 |
| 1124 | 25 | 41 | 0 | 0.00 | 0.00 | 0.54 |
| 1212 | 25 | 27 | 0 | 0.00 | 0.00 | 0.35 |
| 697 | 26 | 0 | 0 | 0.00 | 0.00 | 0.00 |
| 128 | 33 | 28 | 0 | 0.00 | 0.00 | 0.37 |
| 1216 | 34 | 6 | 0 | 0.00 | 0.00 | 0.08 |
| 121 | 35 | 3 | 0 | 0.00 | 0.00 | 0.04 |
| 131 | 35 | 4 | 0 | 0.00 | 0.00 | 0.05 |
| 210 | 36 | 5 | 0 | 0.00 | 0.00 | 0.07 |
| 221 | 36 | 9 | 0 | 0.00 | 0.00 | 0.12 |
| 733 | 38 | 1 | 0 | 0.00 | 0.00 | 0.01 |
| 231 | 40 | 13 | 0 | 0.00 | 0.00 | 0.17 |
| 1215 | 40 | 0 | 0 | 0.00 | 0.00 | 0.00 |
| 209 | 42 | 1 | 0 | 0.00 | 0.00 | 0.01 |
| 225 | 42 | 0 | 0 | 0.00 | 0.00 | 0.00 |
| 176 | 43 | 2 | 0 | 0.00 | 0.00 | 0.03 |
| 1076 | 43 | 42 | 0 | 0.00 | 0.00 | 0.55 |
| 135 | 51 | 3 | 0 | 0.00 | 0.00 | 0.04 |
| 1045 | 51 | 4 | 0 | 0.00 | 0.00 | 0.05 |
| 133 | 55 | 5 | 0 | 0.00 | 0.00 | 0.07 |
| 134 | 55 | 10 | 0 | 0.00 | 0.00 | 0.13 |
| 619 | 58 | 0 | 0 | 0.00 | 0.00 | 0.00 |
| 1218 | 61 | 5 | 0 | 0.00 | 0.00 | 0.07 |
| 784 | 62 | 0 | 0 | 0.00 | 0.00 | 0.00 |
| 36 | 64 | 14 | 0 | 0.00 | 0.00 | 0.18 |
| 132 | 66 | 5 | 0 | 0.00 | 0.00 | 0.07 |

| <u>Item</u> | <u>Number of Positive FCV</u> | <u>Number of Changes</u> | <u>Number of Imputations</u> | <u>Characteristic Nonresponse Rate (%)</u> | <u>Complete Nonresponse Rate (%)</u> | <u>Change Rate (%)</u> |
|-------------|-------------------------------|--------------------------|------------------------------|--|--------------------------------------|------------------------|
| 1214 | 66 | 5 | 0 | 0.00 | 0.00 | 0.07 |
| 147 | 69 | 2 | 0 | 0.00 | 0.00 | 0.03 |
| 173 | 80 | 4 | 0 | 0.00 | 0.00 | 0.05 |
| 1217 | 80 | 1 | 0 | 0.00 | 0.00 | 0.01 |
| 34 | 85 | 10 | 0 | 0.00 | 0.00 | 0.13 |
| 142 | 85 | 5 | 0 | 0.00 | 0.00 | 0.07 |
| 1213 | 90 | 0 | 0 | 0.00 | 0.00 | 0.00 |
| 125 | 99 | 25 | 0 | 0.00 | 0.00 | 0.33 |
| 126 | 99 | 40 | 0 | 0.00 | 0.00 | 0.52 |
| 1126 | 99 | 55 | 0 | 0.00 | 0.00 | 0.72 |
| 145 | 162 | 6 | 0 | 0.00 | 0.00 | 0.08 |
| 55 | 166 | 75 | 0 | 0.00 | 0.00 | 0.98 |
| 149 | 191 | 3 | 0 | 0.00 | 0.00 | 0.04 |
| 1277 | 214 | 49 | 0 | 0.00 | 0.00 | 0.64 |
| 9 | 223 | 9 | 0 | 0.00 | 0.00 | 0.12 |
| 1304 | 230 | 4 | 0 | 0.00 | 0.00 | 0.05 |
| 211 | 248 | 10 | 0 | 0.00 | 0.00 | 0.13 |
| 113 | 367 | 14 | 0 | 0.00 | 0.00 | 0.18 |
| 114 | 367 | 27 | 0 | 0.00 | 0.00 | 0.35 |
| 1312 | 395 | 3 | 0 | 0.00 | 0.00 | 0.04 |
| 1311 | 421 | 5 | 0 | 0.00 | 0.00 | 0.07 |
| 1307 | 507 | 4 | 0 | 0.00 | 0.00 | 0.05 |
| 1310 | 808 | 2 | 0 | 0.00 | 0.00 | 0.03 |
| 1305 | 1424 | 8 | 0 | 0.00 | 0.00 | 0.10 |
| 2000 | 6413 | 0 | 0 | 0.00 | 0.00 | 0.00 |

CORE- –ITEM NONRESPONSE RATES

| <u>Item</u> | <u>Number of Positive FCV</u> | <u>Number of Total Changes</u> | <u>Number of Imputations</u> | <u>Characteristic Nonresponse Rate (%)</u> | <u>Complete Nonresponse Rate (%)</u> | <u>Change Rate (%)</u> |
|-------------|-------------------------------|--------------------------------|------------------------------|--|--------------------------------------|------------------------|
| 93 | 23 | 23 | 23 | 100.00% | 0.21% | 0.21% |
| 635 | 1 | 5 | 1 | 100.00 | 0.01 | 0.04 |

| Item | <u>Number of Positive FCV</u> | <u>Number of Total Changes</u> | <u>Number of Imputations</u> | <u>Characteristic Nonresponse Rate (%)</u> | <u>Complete Nonresponse Rate (%)</u> | <u>Change Rate (%)</u> |
|-------------|--------------------------------------|---------------------------------------|-------------------------------------|---|---|-------------------------------|
| 653 | 2 | 6 | 2 | 100.00 | 0.02 | 0.05 |
| 659 | 2 | 17 | 2 | 100.00 | 0.02 | 0.15 |
| 710 | 1 | 15 | 1 | 100.00 | 0.01 | 0.13 |
| 746 | 1 | 14 | 1 | 100.00 | 0.01 | 0.13 |
| 922 | 1 | 1 | 1 | 100.00 | 0.01 | 0.01 |
| 926 | 2 | 2 | 2 | 100.00 | 0.02 | 0.02 |
| 602 | 43 | 61 | 37 | 86.05 | 0.33 | 0.55 |
| 929 | 169 | 141 | 140 | 82.84 | 1.26 | 1.27 |
| 925 | 11 | 10 | 9 | 81.82 | 0.08 | 0.09 |
| 608 | 31 | 61 | 25 | 80.65 | 0.22 | 0.55 |
| 745 | 5254 | 4,388 | 4,213 | 80.19 | 37.87 | 39.44 |
| 870 | 169 | 172 | 97 | 57.40 | 0.87 | 1.55 |
| 623 | 42 | 28 | 23 | 54.76 | 0.21 | 0.25 |
| 573 | 512 | 293 | 264 | 51.56 | 2.37 | 2.63 |
| 446 | 4 | 2 | 2 | 50.00 | 0.02 | 0.02 |
| 2001 | 59 | 32 | 29 | 49.15 | 0.26 | 0.29 |
| 638 | 573 | 307 | 270 | 47.12 | 2.43 | 2.76 |
| 644 | 547 | 288 | 251 | 45.89 | 2.26 | 2.59 |
| 757 | 1490 | 727 | 680 | 45.64 | 6.11 | 6.53 |
| 849 | 434 | 245 | 196 | 45.16 | 1.76 | 2.20 |
| 50 | 32 | 70 | 13 | 40.63 | 0.12 | 0.63 |
| 731 | 142 | 82 | 57 | 40.14 | 0.51 | 0.74 |
| 614 | 201 | 112 | 79 | 39.30 | 0.71 | 1.01 |
| 276 | 90 | 131 | 35 | 38.89 | 0.31 | 1.18 |
| 857 | 1545 | 740 | 545 | 35.28 | 4.90 | 6.65 |
| 868 | 6426 | 2,454 | 2,263 | 35.22 | 20.34 | 22.06 |
| 846 | 216 | 95 | 74 | 34.26 | 0.67 | 0.85 |
| 921 | 1161 | 414 | 396 | 34.11 | 3.56 | 3.72 |
| 6 | 1162 | 407 | 395 | 33.99 | 3.55 | 3.66 |
| 579 | 283 | 109 | 93 | 32.86 | 0.84 | 0.98 |
| 867 | 121 | 60 | 39 | 32.23 | 0.35 | 0.54 |
| 923 | 1157 | 381 | 372 | 32.15 | 3.34 | 3.42 |
| 656 | 165 | 61 | 49 | 29.70 | 0.44 | 0.55 |
| 749 | 110 | 45 | 32 | 29.09 | 0.29 | 0.40 |
| 756 | 5765 | 1,738 | 1,668 | 28.93 | 14.99 | 15.62 |
| 166 | 7 | 4 | 2 | 28.57 | 0.02 | 0.04 |
| 774 | 7 | 25 | 2 | 28.57 | 0.02 | 0.22 |
| 2002 | 243 | 89 | 67 | 27.57 | 0.60 | 0.80 |
| 543 | 1248 | 413 | 344 | 27.56 | 3.09 | 3.71 |

| Item | <u>Number of Positive FCV</u> | <u>Number of Total Changes</u> | <u>Number of Imputations</u> | <u>Characteristic Nonresponse Rate (%)</u> | <u>Complete Nonresponse Rate (%)</u> | <u>Change Rate (%)</u> |
|-------------|--------------------------------------|---------------------------------------|-------------------------------------|---|---|-------------------------------|
| 855 | 5302 | 1,669 | 1,358 | 25.61 | 12.21 | 15.00 |
| 449 | 4 | 1 | 1 | 25.00 | 0.01 | 0.01 |
| 392 | 310 | 210 | 77 | 24.84 | 0.69 | 1.89 |
| 401 | 666 | 270 | 155 | 23.27 | 1.39 | 2.43 |
| 853 | 1143 | 404 | 260 | 22.75 | 2.34 | 3.63 |
| 999 | 5900 | 1,413 | 1,276 | 21.63 | 11.47 | 12.70 |
| 431 | 14 | 7 | 3 | 21.43 | 0.03 | 0.06 |
| 45 | 52 | 51 | 11 | 21.15 | 0.10 | 0.46 |
| 522 | 3430 | 957 | 711 | 20.73 | 6.39 | 8.60 |
| 406 | 448 | 204 | 88 | 19.64 | 0.79 | 1.83 |
| 297 | 11 | 12 | 2 | 18.18 | 0.02 | 0.11 |
| 784 | 11 | 26 | 2 | 18.18 | 0.02 | 0.23 |
| 520 | 4025 | 1,042 | 730 | 18.14 | 6.56 | 9.37 |
| 854 | 9476 | 2,147 | 1,703 | 17.97 | 15.31 | 19.30 |
| 477 | 1639 | 361 | 292 | 17.82 | 2.62 | 3.24 |
| 754 | 17 | 78 | 3 | 17.65 | 0.03 | 0.70 |
| 869 | 453 | 142 | 79 | 17.44 | 0.71 | 1.28 |
| 877 | 3353 | 685 | 580 | 17.30 | 5.21 | 6.16 |
| 404 | 666 | 230 | 112 | 16.82 | 1.01 | 2.07 |
| 773 | 3956 | 939 | 649 | 16.41 | 5.83 | 8.44 |
| 473 | 616 | 196 | 100 | 16.23 | 0.90 | 1.76 |
| 405 | 666 | 241 | 106 | 15.92 | 0.95 | 2.17 |
| 739 | 19 | 49 | 3 | 15.79 | 0.03 | 0.44 |
| 885 | 1240 | 367 | 194 | 15.65 | 1.74 | 3.30 |
| 52 | 46 | 32 | 7 | 15.22 | 0.06 | 0.29 |
| 376 | 33 | 7 | 5 | 15.15 | 0.04 | 0.06 |
| 265 | 86 | 16 | 13 | 15.12 | 0.12 | 0.14 |
| 51 | 40 | 38 | 6 | 15.00 | 0.05 | 0.34 |
| 416 | 81 | 23 | 12 | 14.81 | 0.11 | 0.21 |
| 301 | 1739 | 336 | 254 | 14.61 | 2.28 | 3.02 |
| 887 | 10359 | 1,470 | 1,425 | 13.76 | 12.81 | 13.21 |
| 882 | 8691 | 1,259 | 1,190 | 13.69 | 10.70 | 11.32 |
| 474 | 111 | 116 | 15 | 13.51 | 0.13 | 1.04 |
| 864 | 4536 | 746 | 611 | 13.47 | 5.49 | 6.71 |
| 1056 | 2858 | 713 | 379 | 13.26 | 3.41 | 6.41 |
| 831 | 10271 | 1,435 | 1,346 | 13.10 | 12.10 | 12.90 |
| 1111 | 10115 | 1,383 | 1,312 | 12.97 | 11.79 | 12.43 |
| 421 | 63 | 21 | 8 | 12.70 | 0.07 | 0.19 |
| 830 | 10281 | 1,365 | 1,271 | 12.36 | 11.42 | 12.27 |

| Item | <u>Number of Positive FCV</u> | <u>Number of Total Changes</u> | <u>Number of Imputations</u> | <u>Characteristic Nonresponse Rate (%)</u> | <u>Complete Nonresponse Rate (%)</u> | <u>Change Rate (%)</u> |
|-------------|--------------------------------------|---------------------------------------|-------------------------------------|---|---|-------------------------------|
| 419 | 81 | 28 | 10 | 12.35 | 0.09 | 0.25 |
| 876 | 3201 | 483 | 393 | 12.28 | 3.53 | 4.34 |
| 184 | 1273 | 422 | 153 | 12.02 | 1.38 | 3.79 |
| 829 | 10286 | 1,326 | 1,229 | 11.95 | 11.05 | 11.92 |
| 563 | 10358 | 1,429 | 1,222 | 11.80 | 10.98 | 12.84 |
| 764 | 737 | 621 | 86 | 11.67 | 0.77 | 5.58 |
| 828 | 10259 | 1,285 | 1,186 | 11.56 | 10.66 | 11.55 |
| 271 | 10358 | 1,248 | 1,176 | 11.35 | 10.57 | 11.22 |
| 508 | 314 | 69 | 35 | 11.15 | 0.31 | 0.62 |
| 169 | 18 | 3 | 2 | 11.11 | 0.02 | 0.03 |
| 170 | 18 | 6 | 2 | 11.11 | 0.02 | 0.05 |
| 880 | 1493 | 197 | 165 | 11.05 | 1.48 | 1.77 |
| 529 | 863 | 104 | 94 | 10.89 | 0.84 | 0.93 |
| 1050 | 1733 | 352 | 187 | 10.79 | 1.68 | 3.16 |
| 316 | 708 | 121 | 76 | 10.73 | 0.68 | 1.09 |
| 524 | 140 | 67 | 15 | 10.71 | 0.13 | 0.60 |
| 883 | 9210 | 1,026 | 976 | 10.60 | 8.77 | 9.22 |
| 273 | 1446 | 192 | 153 | 10.58 | 1.38 | 1.73 |
| 517 | 599 | 90 | 63 | 10.52 | 0.57 | 0.81 |
| 43 | 324 | 178 | 33 | 10.19 | 0.30 | 1.60 |
| 884 | 2044 | 224 | 208 | 10.18 | 1.87 | 2.01 |
| 881 | 1601 | 195 | 161 | 10.06 | 1.45 | 1.75 |
| 158 | 1910 | 295 | 188 | 9.84 | 1.69 | 2.65 |
| 835 | 4263 | 457 | 415 | 9.73 | 3.73 | 4.11 |
| 879 | 3630 | 397 | 353 | 9.72 | 3.17 | 3.57 |
| 111 | 858 | 124 | 83 | 9.67 | 0.75 | 1.11 |
| 122 | 52 | 41 | 5 | 9.62 | 0.04 | 0.37 |
| 850 | 6594 | 896 | 632 | 9.58 | 5.68 | 8.05 |
| 331 | 261 | 38 | 25 | 9.58 | 0.22 | 0.34 |
| 741 | 3058 | 396 | 292 | 9.55 | 2.62 | 3.56 |
| 738 | 4037 | 606 | 385 | 9.54 | 3.46 | 5.45 |
| 298 | 21 | 19 | 2 | 9.52 | 0.02 | 0.17 |
| 361 | 63 | 10 | 6 | 9.52 | 0.05 | 0.09 |
| 832 | 4247 | 444 | 399 | 9.39 | 3.59 | 3.99 |
| 270 | 800 | 214 | 75 | 9.38 | 0.67 | 1.92 |
| 878 | 3649 | 376 | 339 | 9.29 | 3.05 | 3.38 |
| 24 | 656 | 124 | 60 | 9.15 | 0.54 | 1.11 |
| 346 | 110 | 21 | 10 | 9.09 | 0.09 | 0.19 |
| 505 | 610 | 125 | 55 | 9.02 | 0.49 | 1.12 |

| <u>Item</u> | <u>Number of Positive FCV</u> | <u>Number of Total Changes</u> | <u>Number of Imputations</u> | <u>Characteristic Nonresponse Rate (%)</u> | <u>Complete Nonresponse Rate (%)</u> | <u>Change Rate (%)</u> |
|-------------|-------------------------------|--------------------------------|------------------------------|--|--------------------------------------|------------------------|
| 886 | 1227 | 246 | 109 | 8.88 | 0.98 | 2.21 |
| 1053 | 1897 | 342 | 168 | 8.86 | 1.51 | 3.07 |
| 744 | 9569 | 1,137 | 843 | 8.81 | 7.58 | 10.22 |
| 511 | 4443 | 544 | 390 | 8.78 | 3.51 | 4.89 |
| 866 | 57 | 93 | 5 | 8.77 | 0.04 | 0.84 |
| 834 | 4289 | 417 | 376 | 8.77 | 3.38 | 3.75 |
| 420 | 81 | 23 | 7 | 8.64 | 0.06 | 0.21 |
| 545 | 1401 | 149 | 121 | 8.64 | 1.09 | 1.34 |
| 42 | 1117 | 243 | 96 | 8.59 | 0.86 | 2.18 |
| 391 | 1501 | 351 | 129 | 8.59 | 1.16 | 3.15 |
| 863 | 4464 | 528 | 381 | 8.53 | 3.42 | 4.75 |
| 181 | 556 | 72 | 47 | 8.45 | 0.42 | 0.65 |
| 272 | 739 | 108 | 62 | 8.39 | 0.56 | 0.97 |
| 852 | 7447 | 866 | 624 | 8.38 | 5.61 | 7.78 |
| 889 | 4323 | 941 | 359 | 8.30 | 3.23 | 8.46 |
| 162 | 2872 | 346 | 233 | 8.11 | 2.09 | 3.11 |
| 179 | 296 | 38 | 24 | 8.11 | 0.22 | 0.34 |
| 833 | 4290 | 387 | 347 | 8.09 | 3.12 | 3.48 |
| 571 | 751 | 97 | 60 | 7.99 | 0.54 | 0.87 |
| 504 | 326 | 41 | 26 | 7.98 | 0.23 | 0.37 |
| 110 | 932 | 143 | 74 | 7.94 | 0.67 | 1.29 |
| 436 | 13 | 4 | 1 | 7.69 | 0.01 | 0.04 |
| 560 | 10349 | 913 | 793 | 7.66 | 7.13 | 8.21 |
| 888 | 4181 | 602 | 320 | 7.65 | 2.88 | 5.41 |
| 182 | 434 | 141 | 33 | 7.60 | 0.30 | 1.27 |
| 753 | 8147 | 692 | 615 | 7.55 | 5.53 | 6.22 |
| 299 | 1306 | 141 | 98 | 7.50 | 0.88 | 1.27 |
| 259 | 802 | 94 | 60 | 7.48 | 0.54 | 0.84 |
| 503 | 388 | 72 | 29 | 7.47 | 0.26 | 0.65 |
| 5 | 4888 | 435 | 362 | 7.41 | 3.25 | 3.91 |
| 501 | 3613 | 473 | 267 | 7.39 | 2.40 | 4.25 |
| 159 | 1449 | 189 | 106 | 7.32 | 0.95 | 1.70 |
| 4 | 4887 | 425 | 355 | 7.26 | 3.19 | 3.82 |
| 434 | 14 | 4 | 1 | 7.14 | 0.01 | 0.04 |
| 435 | 14 | 5 | 1 | 7.14 | 0.01 | 0.04 |
| 847 | 4657 | 383 | 329 | 7.06 | 2.96 | 3.44 |
| 305 | 1739 | 226 | 121 | 6.96 | 1.09 | 2.03 |
| 507 | 1126 | 116 | 78 | 6.93 | 0.70 | 1.04 |
| 510 | 638 | 127 | 44 | 6.90 | 0.40 | 1.14 |

| <u>Item</u> | <u>Number of Positive FCV</u> | <u>Number of Total Changes</u> | <u>Number of Imputations</u> | <u>Characteristic Nonresponse Rate (%)</u> | <u>Complete Nonresponse Rate (%)</u> | <u>Change Rate (%)</u> |
|-------------|-------------------------------|--------------------------------|------------------------------|--|--------------------------------------|------------------------|
| 845 | 29 | 81 | 2 | 6.90 | 0.02 | 0.73 |
| 506 | 557 | 67 | 38 | 6.82 | 0.34 | 0.60 |
| 478 | 396 | 45 | 27 | 6.82 | 0.24 | 0.40 |
| 979 | 9192 | 1,080 | 623 | 6.78 | 5.60 | 9.71 |
| 1216 | 74 | 27 | 5 | 6.76 | 0.04 | 0.24 |
| 1222 | 15 | 21 | 1 | 6.67 | 0.01 | 0.19 |
| 838 | 2236 | 208 | 148 | 6.62 | 1.33 | 1.87 |
| 837 | 2252 | 203 | 148 | 6.57 | 1.33 | 1.82 |
| 30 | 8745 | 1,145 | 570 | 6.52 | 5.12 | 10.29 |
| 839 | 2202 | 201 | 143 | 6.49 | 1.29 | 1.81 |
| 365 | 63 | 10 | 4 | 6.35 | 0.04 | 0.09 |
| 770 | 617 | 168 | 39 | 6.32 | 0.35 | 1.51 |
| 258 | 809 | 84 | 51 | 6.30 | 0.46 | 0.75 |
| 658 | 32 | 80 | 2 | 6.25 | 0.02 | 0.72 |
| 306 | 1669 | 229 | 103 | 6.17 | 0.93 | 2.06 |
| 163 | 2293 | 227 | 140 | 6.11 | 1.26 | 2.04 |
| 836 | 2184 | 193 | 133 | 6.09 | 1.20 | 1.73 |
| 44 | 4306 | 560 | 262 | 6.08 | 2.35 | 5.03 |
| 380 | 33 | 2 | 2 | 6.06 | 0.02 | 0.02 |
| 304 | 1739 | 234 | 104 | 5.98 | 0.93 | 2.10 |
| 509 | 68 | 4 | 4 | 5.88 | 0.04 | 0.04 |
| 269 | 122 | 7 | 7 | 5.74 | 0.06 | 0.06 |
| 758 | 4532 | 893 | 259 | 5.71 | 2.33 | 8.03 |
| 147 | 35 | 4 | 2 | 5.71 | 0.02 | 0.04 |
| 142 | 106 | 11 | 6 | 5.66 | 0.05 | 0.10 |
| 1218 | 106 | 27 | 6 | 5.66 | 0.05 | 0.24 |
| 525 | 4620 | 390 | 260 | 5.63 | 2.34 | 3.51 |
| 146 | 72 | 6 | 4 | 5.56 | 0.04 | 0.05 |
| 715 | 54 | 80 | 3 | 5.56 | 0.03 | 0.72 |
| 28 | 1632 | 263 | 90 | 5.51 | 0.81 | 2.36 |
| 1224 | 8453 | 612 | 463 | 5.48 | 4.16 | 5.50 |
| 23 | 1352 | 188 | 73 | 5.40 | 0.66 | 1.69 |
| 851 | 2595 | 293 | 137 | 5.28 | 1.23 | 2.63 |
| 612 | 7089 | 475 | 365 | 5.15 | 3.28 | 4.27 |
| 502 | 137 | 109 | 7 | 5.11 | 0.06 | 0.98 |
| 118 | 178 | 24 | 9 | 5.06 | 0.08 | 0.22 |
| 131 | 99 | 12 | 5 | 5.05 | 0.04 | 0.11 |
| 295 | 4689 | 369 | 235 | 5.01 | 2.11 | 3.32 |
| 180 | 878 | 75 | 44 | 5.01 | 0.40 | 0.67 |

| <u>Item</u> | <u>Number of Positive FCV</u> | <u>Number of Total Changes</u> | <u>Number of Imputations</u> | <u>Characteristic Nonresponse Rate (%)</u> | <u>Complete Nonresponse Rate (%)</u> | <u>Change Rate (%)</u> |
|-------------|-------------------------------|--------------------------------|------------------------------|--|--------------------------------------|------------------------|
| 266 | 160 | 31 | 8 | 5.00 | 0.07 | 0.28 |
| 150 | 341 | 47 | 17 | 4.99 | 0.15 | 0.42 |
| 519 | 345 | 38 | 17 | 4.93 | 0.15 | 0.34 |
| 9910 | 15634 | 1,580 | 770 | 4.93 | 6.92 | 14.20 |
| 261 | 4766 | 360 | 233 | 4.89 | 2.09 | 3.24 |
| 151 | 229 | 23 | 11 | 4.80 | 0.10 | 0.21 |
| 958 | 9714 | 750 | 466 | 4.80 | 4.19 | 6.74 |
| 114 | 460 | 85 | 22 | 4.78 | 0.20 | 0.76 |
| 961 | 9784 | 712 | 454 | 4.64 | 4.08 | 6.40 |
| 955 | 9800 | 718 | 454 | 4.63 | 4.08 | 6.45 |
| 991 | 9477 | 858 | 439 | 4.63 | 3.95 | 7.71 |
| 335 | 261 | 24 | 12 | 4.60 | 0.11 | 0.22 |
| 350 | 110 | 17 | 5 | 4.55 | 0.04 | 0.15 |
| 257 | 684 | 71 | 31 | 4.53 | 0.28 | 0.64 |
| 27 | 221 | 648 | 10 | 4.52 | 0.09 | 5.82 |
| 730 | 111 | 126 | 5 | 4.50 | 0.04 | 1.13 |
| 518 | 470 | 39 | 21 | 4.47 | 0.19 | 0.35 |
| 621 | 2006 | 135 | 89 | 4.44 | 0.80 | 1.21 |
| 937 | 9528 | 788 | 411 | 4.31 | 3.69 | 7.08 |
| 935 | 3527 | 419 | 152 | 4.31 | 1.37 | 3.77 |
| 973 | 9595 | 772 | 412 | 4.29 | 3.70 | 6.94 |
| 1220 | 8654 | 798 | 362 | 4.18 | 3.25 | 7.17 |
| 606 | 7524 | 508 | 314 | 4.17 | 2.82 | 4.57 |
| 600 | 6515 | 384 | 271 | 4.16 | 2.44 | 3.45 |
| 22 | 244 | 51 | 10 | 4.10 | 0.09 | 0.46 |
| 320 | 708 | 71 | 29 | 4.10 | 0.26 | 0.64 |
| 1214 | 74 | 28 | 3 | 4.05 | 0.03 | 0.25 |
| 643 | 25 | 47 | 1 | 4.00 | 0.01 | 0.42 |
| 933 | 3552 | 382 | 142 | 4.00 | 1.28 | 3.43 |
| 138 | 2677 | 219 | 106 | 3.96 | 0.95 | 1.97 |
| 154 | 1347 | 99 | 53 | 3.93 | 0.48 | 0.89 |
| 263 | 534 | 37 | 21 | 3.93 | 0.19 | 0.33 |
| 646 | 51 | 90 | 2 | 3.92 | 0.02 | 0.81 |
| 782 | 1686 | 154 | 66 | 3.91 | 0.59 | 1.38 |
| 950 | 9559 | 1,123 | 346 | 3.62 | 3.11 | 10.09 |
| 47 | 10357 | 558 | 370 | 3.57 | 3.33 | 5.02 |
| 660 | 476 | 22 | 17 | 3.57 | 0.15 | 0.20 |
| 840 | 1247 | 57 | 44 | 3.53 | 0.40 | 0.51 |
| 750 | 1222 | 53 | 43 | 3.52 | 0.39 | 0.48 |

| Item | <u>Number of Positive FCV</u> | <u>Number of Total Changes</u> | <u>Number of Imputations</u> | <u>Characteristic Nonresponse Rate (%)</u> | <u>Complete Nonresponse Rate (%)</u> | <u>Change Rate (%)</u> |
|-------------|--------------------------------------|---------------------------------------|-------------------------------------|---|---|-------------------------------|
| 130 | 371 | 30 | 13 | 3.50 | 0.12 | 0.27 |
| 776 | 2837 | 207 | 99 | 3.49 | 0.89 | 1.86 |
| 843 | 1367 | 57 | 47 | 3.44 | 0.42 | 0.51 |
| 767 | 533 | 86 | 18 | 3.38 | 0.16 | 0.77 |
| 260 | 4688 | 264 | 158 | 3.37 | 1.42 | 2.37 |
| 651 | 566 | 30 | 19 | 3.36 | 0.17 | 0.27 |
| 556 | 1463 | 74 | 49 | 3.35 | 0.44 | 0.67 |
| 1263 | 4361 | 337 | 146 | 3.35 | 1.31 | 3.03 |
| 996 | 9484 | 692 | 314 | 3.31 | 2.82 | 6.22 |
| 126 | 213 | 41 | 7 | 3.29 | 0.06 | 0.37 |
| 1200 | 10358 | 723 | 336 | 3.24 | 3.02 | 6.50 |
| 841 | 1494 | 62 | 48 | 3.21 | 0.43 | 0.56 |
| 964 | 9248 | 738 | 293 | 3.17 | 2.63 | 6.63 |
| 842 | 1458 | 56 | 46 | 3.16 | 0.41 | 0.50 |
| 1258 | 10274 | 508 | 316 | 3.08 | 2.84 | 4.57 |
| 1055 | 2937 | 157 | 90 | 3.06 | 0.81 | 1.41 |
| 636 | 4949 | 257 | 151 | 3.05 | 1.36 | 2.31 |
| 379 | 33 | 2 | 1 | 3.03 | 0.01 | 0.02 |
| 381 | 33 | 2 | 1 | 3.03 | 0.01 | 0.02 |
| 648 | 7102 | 266 | 215 | 3.03 | 1.93 | 2.39 |
| 178 | 166 | 14 | 5 | 3.01 | 0.04 | 0.13 |
| 264 | 134 | 8 | 4 | 2.99 | 0.04 | 0.07 |
| 107 | 1283 | 155 | 38 | 2.96 | 0.34 | 1.39 |
| 135 | 103 | 14 | 3 | 2.91 | 0.03 | 0.13 |
| 296 | 310 | 42 | 9 | 2.90 | 0.08 | 0.38 |
| 1202 | 10299 | 331 | 299 | 2.90 | 2.69 | 2.98 |
| 351 | 104 | 15 | 3 | 2.88 | 0.03 | 0.13 |
| 848 | 35 | 46 | 1 | 2.86 | 0.01 | 0.41 |
| 262 | 563 | 29 | 16 | 2.84 | 0.14 | 0.26 |
| 106 | 2804 | 217 | 79 | 2.82 | 0.71 | 1.95 |
| 552 | 1207 | 39 | 34 | 2.82 | 0.31 | 0.35 |
| 336 | 250 | 25 | 7 | 2.80 | 0.06 | 0.22 |
| 1103 | 9100 | 736 | 254 | 2.79 | 2.28 | 6.62 |
| 139 | 291 | 105 | 8 | 2.75 | 0.07 | 0.94 |
| 512 | 734 | 36 | 20 | 2.72 | 0.18 | 0.32 |
| 1052 | 1927 | 106 | 52 | 2.70 | 0.47 | 0.95 |
| 1249 | 1409 | 930 | 38 | 2.70 | 0.34 | 8.36 |
| 657 | 7570 | 236 | 204 | 2.69 | 1.83 | 2.12 |
| 319 | 708 | 64 | 19 | 2.68 | 0.17 | 0.58 |

| <u>Item</u> | <u>Number of Positive FCV</u> | <u>Number of Total Changes</u> | <u>Number of Imputations</u> | <u>Characteristic Nonresponse Rate (%)</u> | <u>Complete Nonresponse Rate (%)</u> | <u>Change Rate (%)</u> |
|-------------|-------------------------------|--------------------------------|------------------------------|--|--------------------------------------|------------------------|
| 321 | 678 | 69 | 18 | 2.65 | 0.16 | 0.62 |
| 25 | 1545 | 146 | 41 | 2.65 | 0.37 | 1.31 |
| 642 | 4598 | 171 | 118 | 2.57 | 1.06 | 1.54 |
| 815 | 8569 | 1,343 | 219 | 2.56 | 1.97 | 12.07 |
| 967 | 9205 | 692 | 235 | 2.55 | 2.11 | 6.22 |
| 936 | 3902 | 310 | 97 | 2.49 | 0.87 | 2.79 |
| 747 | 2737 | 99 | 66 | 2.41 | 0.59 | 0.89 |
| 601 | 292 | 81 | 7 | 2.40 | 0.06 | 0.73 |
| 1240 | 10237 | 328 | 241 | 2.35 | 2.17 | 2.95 |
| 645 | 8534 | 298 | 199 | 2.33 | 1.79 | 2.68 |
| 574 | 611 | 70 | 14 | 2.29 | 0.13 | 0.63 |
| 714 | 5336 | 172 | 122 | 2.29 | 1.10 | 1.55 |
| 729 | 8165 | 247 | 186 | 2.28 | 1.67 | 2.22 |
| 1201 | 10358 | 322 | 234 | 2.26 | 2.10 | 2.89 |
| 934 | 3922 | 285 | 87 | 2.22 | 0.78 | 2.56 |
| 995 | 10358 | 528 | 229 | 2.21 | 2.06 | 4.75 |
| 1208 | 8573 | 403 | 189 | 2.20 | 1.70 | 3.62 |
| 708 | 8444 | 267 | 185 | 2.19 | 1.66 | 2.40 |
| 844 | 7071 | 216 | 154 | 2.18 | 1.38 | 1.94 |
| 129 | 371 | 21 | 8 | 2.16 | 0.07 | 0.19 |
| 613 | 420 | 96 | 9 | 2.14 | 0.08 | 0.86 |
| 875 | 1167 | 600 | 25 | 2.14 | 0.22 | 5.39 |
| 799 | 1497 | 76 | 32 | 2.14 | 0.29 | 0.68 |
| 121 | 47 | 11 | 1 | 2.13 | 0.01 | 0.10 |
| 994 | 8793 | 766 | 187 | 2.13 | 1.68 | 6.88 |
| 654 | 3033 | 92 | 64 | 2.11 | 0.58 | 0.83 |
| 865 | 7585 | 214 | 158 | 2.08 | 1.42 | 1.92 |
| 548 | 196 | 8 | 4 | 2.04 | 0.04 | 0.07 |
| 46 | 788 | 272 | 16 | 2.03 | 0.14 | 2.44 |
| 1054 | 3064 | 220 | 62 | 2.02 | 0.56 | 1.98 |
| 21 | 4178 | 229 | 84 | 2.01 | 0.75 | 2.06 |
| 155 | 302 | 46 | 6 | 1.99 | 0.05 | 0.41 |
| 633 | 151 | 7 | 3 | 1.99 | 0.03 | 0.06 |
| 932 | 10006 | 730 | 196 | 1.96 | 1.76 | 6.56 |
| 334 | 261 | 22 | 5 | 1.92 | 0.04 | 0.20 |
| 125 | 213 | 11 | 4 | 1.88 | 0.04 | 0.10 |
| 349 | 110 | 15 | 2 | 1.82 | 0.02 | 0.13 |
| 161 | 2872 | 85 | 52 | 1.81 | 0.47 | 0.76 |
| 1049 | 1757 | 71 | 31 | 1.76 | 0.28 | 0.64 |

| Item | <u>Number of Positive FCV</u> | <u>Number of Total Changes</u> | <u>Number of Imputations</u> | <u>Characteristic Nonresponse Rate (%)</u> | <u>Complete Nonresponse Rate (%)</u> | <u>Change Rate (%)</u> |
|-------------|--------------------------------------|---------------------------------------|-------------------------------------|---|---|-------------------------------|
| 577 | 3430 | 127 | 60 | 1.75 | 0.54 | 1.14 |
| 1260 | 8518 | 396 | 143 | 1.68 | 1.29 | 3.56 |
| 134 | 120 | 16 | 2 | 1.67 | 0.02 | 0.14 |
| 9902 | 11453 | 235 | 190 | 1.66 | 1.71 | 2.11 |
| 366 | 62 | 5 | 1 | 1.61 | 0.01 | 0.04 |
| 364 | 63 | 5 | 1 | 1.59 | 0.01 | 0.04 |
| 1283 | 888 | 97 | 14 | 1.58 | 0.13 | 0.87 |
| 1227 | 10036 | 290 | 158 | 1.57 | 1.42 | 2.61 |
| 26 | 10359 | 546 | 162 | 1.56 | 1.46 | 4.91 |
| 1114 | 8641 | 818 | 135 | 1.56 | 1.21 | 7.35 |
| 1243 | 10270 | 266 | 160 | 1.56 | 1.44 | 2.39 |
| 1115 | 9148 | 588 | 140 | 1.53 | 1.26 | 5.28 |
| 1204 | 10251 | 503 | 154 | 1.50 | 1.38 | 4.52 |
| 20 | 9492 | 296 | 142 | 1.50 | 1.28 | 2.66 |
| 149 | 341 | 24 | 5 | 1.47 | 0.04 | 0.22 |
| 2 | 764 | 151 | 11 | 1.44 | 0.10 | 1.36 |
| 1248 | 1252 | 873 | 18 | 1.44 | 0.16 | 7.85 |
| 109 | 932 | 21 | 13 | 1.39 | 0.12 | 0.19 |
| 268 | 144 | 5 | 2 | 1.39 | 0.02 | 0.04 |
| 153 | 1347 | 47 | 18 | 1.34 | 0.16 | 0.42 |
| 975 | 766 | 328 | 10 | 1.31 | 0.09 | 2.95 |
| 871 | 844 | 54 | 11 | 1.30 | 0.10 | 0.49 |
| 1058 | 9596 | 473 | 124 | 1.29 | 1.11 | 4.25 |
| 1113 | 9030 | 683 | 116 | 1.28 | 1.04 | 6.14 |
| 1223 | 9667 | 167 | 121 | 1.25 | 1.09 | 1.50 |
| 177 | 82 | 7 | 1 | 1.22 | 0.01 | 0.06 |
| 607 | 525 | 124 | 6 | 1.14 | 0.05 | 1.11 |
| 9903 | 15413 | 405 | 176 | 1.14 | 1.58 | 3.64 |
| 117 | 178 | 7 | 2 | 1.12 | 0.02 | 0.06 |
| 1241 | 9929 | 360 | 102 | 1.03 | 0.92 | 3.24 |
| 1051 | 2011 | 111 | 20 | 0.99 | 0.18 | 1.00 |
| 1207 | 10063 | 188 | 97 | 0.96 | 0.87 | 1.69 |
| 976 | 9973 | 194 | 94 | 0.94 | 0.84 | 1.74 |
| 157 | 1910 | 74 | 18 | 0.94 | 0.16 | 0.67 |
| 1282 | 877 | 87 | 8 | 0.91 | 0.07 | 0.78 |
| 931 | 10034 | 389 | 88 | 0.88 | 0.79 | 3.50 |
| 1219 | 10030 | 157 | 87 | 0.87 | 0.78 | 1.41 |
| 546 | 1312 | 29 | 11 | 0.84 | 0.10 | 0.26 |
| 133 | 120 | 9 | 1 | 0.83 | 0.01 | 0.08 |

| <u>Item</u> | <u>Number of Positive FCV</u> | <u>Number of Total Changes</u> | <u>Number of Imputations</u> | <u>Characteristic Nonresponse Rate (%)</u> | <u>Complete Nonresponse Rate (%)</u> | <u>Change Rate (%)</u> |
|-------------|-------------------------------|--------------------------------|------------------------------|--|--------------------------------------|------------------------|
| 137 | 2677 | 100 | 22 | 0.82 | 0.20 | 0.90 |
| 1262 | 4297 | 249 | 34 | 0.79 | 0.31 | 2.24 |
| 1217 | 127 | 2 | 1 | 0.79 | 0.01 | 0.02 |
| 105 | 2804 | 104 | 22 | 0.78 | 0.20 | 0.93 |
| 1048 | 1831 | 83 | 14 | 0.76 | 0.13 | 0.75 |
| 974 | 962 | 482 | 7 | 0.73 | 0.06 | 4.33 |
| 1242 | 10106 | 205 | 73 | 0.72 | 0.66 | 1.84 |
| 726 | 1967 | 177 | 14 | 0.71 | 0.13 | 1.59 |
| 802 | 4160 | 145 | 29 | 0.70 | 0.26 | 1.30 |
| 890 | 2704 | 61 | 18 | 0.67 | 0.16 | 0.55 |
| 113 | 460 | 49 | 3 | 0.65 | 0.03 | 0.44 |
| 1259 | 9924 | 133 | 62 | 0.62 | 0.56 | 1.20 |
| 1057 | 965 | 190 | 6 | 0.62 | 0.05 | 1.71 |
| 100 | 10216 | 431 | 57 | 0.56 | 0.51 | 3.87 |
| 1257 | 10068 | 126 | 56 | 0.56 | 0.50 | 1.13 |
| 801 | 5463 | 43 | 30 | 0.55 | 0.27 | 0.39 |
| 98 | 10216 | 427 | 52 | 0.51 | 0.47 | 3.84 |
| 39 | 3322 | 120 | 13 | 0.39 | 0.12 | 1.08 |
| 99 | 11151 | 42 | 42 | 0.38 | 0.38 | 0.38 |
| 550 | 636 | 4 | 2 | 0.31 | 0.02 | 0.04 |
| 9901 | 16500 | 82 | 3 | 0.02 | 0.03 | 0.74 |
| 3 | 113 | 19 | 0 | 0.00 | 0.00 | 0.17 |
| 9 | 198 | 1 | 0 | 0.00 | 0.00 | 0.01 |
| 41 | 142 | 10 | 0 | 0.00 | 0.00 | 0.09 |
| 141 | 105 | 9 | 0 | 0.00 | 0.00 | 0.08 |
| 145 | 72 | 4 | 0 | 0.00 | 0.00 | 0.04 |
| 165 | 7 | 0 | 0 | 0.00 | 0.00 | 0.00 |
| 167 | 1 | 0 | 0 | 0.00 | 0.00 | 0.00 |
| 173 | 36 | 4 | 0 | 0.00 | 0.00 | 0.04 |
| 174 | 36 | 2 | 0 | 0.00 | 0.00 | 0.02 |
| 450 | 4 | 0 | 0 | 0.00 | 0.00 | 0.00 |
| 451 | 4 | 0 | 0 | 0.00 | 0.00 | 0.00 |
| 572 | 7 | 9 | 0 | 0.00 | 0.00 | 0.08 |
| 575 | 2 | 6 | 0 | 0.00 | 0.00 | 0.05 |
| 576 | 0 | 0 | 0 | 0.00 | 0.00 | 0.00 |
| 578 | 27 | 19 | 0 | 0.00 | 0.00 | 0.17 |
| 622 | 11 | 19 | 0 | 0.00 | 0.00 | 0.17 |
| 634 | 1 | 0 | 0 | 0.00 | 0.00 | 0.00 |
| 637 | 22 | 53 | 0 | 0.00 | 0.00 | 0.48 |

| <u>Item</u> | <u>Number of Positive FCV</u> | <u>Number of Total Changes</u> | <u>Number of Imputations</u> | <u>Characteristic Nonresponse Rate (%)</u> | <u>Complete Nonresponse Rate (%)</u> | <u>Change Rate (%)</u> |
|-------------|-------------------------------|--------------------------------|------------------------------|--|--------------------------------------|------------------------|
| 647 | 2 | 22 | 0 | 0.00 | 0.00 | 0.20 |
| 649 | 22 | 81 | 0 | 0.00 | 0.00 | 0.73 |
| 650 | 2 | 20 | 0 | 0.00 | 0.00 | 0.18 |
| 652 | 18 | 4 | 0 | 0.00 | 0.00 | 0.04 |
| 655 | 34 | 35 | 0 | 0.00 | 0.00 | 0.31 |
| 661 | 2 | 7 | 0 | 0.00 | 0.00 | 0.06 |
| 662 | 0 | 2 | 0 | 0.00 | 0.00 | 0.02 |
| 709 | 37 | 101 | 0 | 0.00 | 0.00 | 0.91 |
| 716 | 1 | 13 | 0 | 0.00 | 0.00 | 0.12 |
| 742 | 8 | 18 | 0 | 0.00 | 0.00 | 0.16 |
| 748 | 14 | 28 | 0 | 0.00 | 0.00 | 0.25 |
| 751 | 7 | 12 | 0 | 0.00 | 0.00 | 0.11 |
| 759 | 10 | 47 | 0 | 0.00 | 0.00 | 0.42 |
| 760 | 0 | 29 | 0 | 0.00 | 0.00 | 0.26 |
| 765 | 1 | 16 | 0 | 0.00 | 0.00 | 0.14 |
| 766 | 0 | 8 | 0 | 0.00 | 0.00 | 0.07 |
| 768 | 0 | 3 | 0 | 0.00 | 0.00 | 0.03 |
| 769 | 0 | 2 | 0 | 0.00 | 0.00 | 0.02 |
| 771 | 0 | 5 | 0 | 0.00 | 0.00 | 0.04 |
| 772 | 0 | 6 | 0 | 0.00 | 0.00 | 0.05 |
| 775 | 0 | 28 | 0 | 0.00 | 0.00 | 0.25 |
| 777 | 2 | 12 | 0 | 0.00 | 0.00 | 0.11 |
| 778 | 0 | 10 | 0 | 0.00 | 0.00 | 0.09 |
| 783 | 4 | 15 | 0 | 0.00 | 0.00 | 0.13 |
| 927 | 0 | 0 | 0 | 0.00 | 0.00 | 0.00 |
| 928 | 0 | 0 | 0 | 0.00 | 0.00 | 0.00 |
| 1213 | 72 | 2 | 0 | 0.00 | 0.00 | 0.02 |
| 1215 | 70 | 1 | 0 | 0.00 | 0.00 | 0.01 |
| 1221 | 6 | 1 | 0 | 0.00 | 0.00 | 0.01 |
| 1351 | 1 | 0 | 0 | 0.00 | 0.00 | 0.00 |
| 1354 | 1 | 0 | 0 | 0.00 | 0.00 | 0.00 |
| 1355 | 1 | 0 | 0 | 0.00 | 0.00 | 0.00 |
| 1356 | 1 | 0 | 0 | 0.00 | 0.00 | 0.00 |
| 2000 | 8758 | 1 | 0 | 0.00 | 0.00 | 0.01 |

APPENDIX B: 2007 ARMS III NONRESPONSE TABLES

CRR - --ITEM NONRESPONSE RATES

| <u>Item</u> | <u>Number of Positive FCV</u> | <u>Number of Changes</u> | <u>Number of Imputations</u> | <u>Characteristic Nonresponse Rate (%)</u> | <u>Complete Nonresponse Rate (%)</u> | <u>Change Rate (%)</u> |
|-------------|-------------------------------|--------------------------|------------------------------|--|--------------------------------------|------------------------|
| 171 | 1 | 6 | 1 | 100.00% | 0.01% | 0.08% |
| 576 | 1 | 1 | 1 | 100.00 | 0.01 | 0.01 |
| 4215 | 1 | 2 | 1 | 100.00 | 0.01 | 0.03 |
| 4593 | 1 | 2 | 1 | 100.00 | 0.01 | 0.03 |
| 662 | 8 | 8 | 8 | 100.00 | 0.10 | 0.10 |
| 930 | 94 | 94 | 94 | 100.00 | 1.23 | 1.23 |
| 623 | 31 | 28 | 25 | 80.65 | 0.33 | 0.37 |
| 716 | 4 | 4 | 3 | 75.00 | 0.04 | 0.05 |
| 4489 | 12 | 9 | 9 | 75.00 | 0.12 | 0.12 |
| 704 | 26 | 19 | 19 | 73.08 | 0.25 | 0.25 |
| 710 | 7 | 7 | 5 | 71.43 | 0.07 | 0.09 |
| 634 | 3 | 2 | 2 | 66.67 | 0.03 | 0.03 |
| 640 | 3 | 2 | 2 | 66.67 | 0.03 | 0.03 |
| 746 | 3 | 4 | 2 | 66.67 | 0.03 | 0.05 |
| 760 | 3 | 2 | 2 | 66.67 | 0.03 | 0.03 |
| 4436 | 3 | 3 | 2 | 66.67 | 0.03 | 0.04 |
| 4349 | 6 | 5 | 4 | 66.67 | 0.05 | 0.07 |
| 4646 | 18 | 12 | 12 | 66.67 | 0.16 | 0.16 |
| 650 | 24 | 18 | 16 | 66.67 | 0.21 | 0.24 |
| 659 | 17 | 13 | 11 | 64.71 | 0.14 | 0.17 |
| 929 | 141 | 95 | 88 | 62.41 | 1.15 | 1.24 |
| 745 | 3914 | 2444 | 2416 | 61.73 | 31.63 | 32.00 |
| 926 | 122 | 87 | 75 | 61.48 | 0.98 | 1.14 |
| 928 | 10 | 7 | 6 | 60.00 | 0.08 | 0.09 |
| 4189 | 7 | 5 | 4 | 57.14 | 0.05 | 0.07 |
| 927 | 37 | 26 | 21 | 56.76 | 0.27 | 0.34 |
| 4179 | 30 | 20 | 17 | 56.67 | 0.22 | 0.26 |
| 602 | 72 | 42 | 40 | 55.56 | 0.52 | 0.55 |
| 870 | 182 | 123 | 101 | 55.50 | 1.32 | 1.61 |

| <u>Item</u> | <u>Number of Positive FCV</u> | <u>Number of Changes</u> | <u>Number of Imputations</u> | <u>Characteristic Nonresponse Rate (%)</u> | <u>Complete Nonresponse Rate (%)</u> | <u>Change Rate (%)</u> |
|-------------|-------------------------------|--------------------------|------------------------------|--|--------------------------------------|------------------------|
| 4184 | 11 | 8 | 6 | 54.55 | 0.08 | 0.10 |
| 647 | 24 | 15 | 13 | 54.17 | 0.17 | 0.20 |
| 793 | 15 | 10 | 8 | 53.33 | 0.10 | 0.13 |
| 608 | 38 | 24 | 20 | 52.63 | 0.26 | 0.31 |
| 925 | 418 | 234 | 214 | 51.20 | 2.80 | 3.06 |
| 827 | 2 | 1 | 1 | 50.00 | 0.01 | 0.01 |
| 1441 | 2 | 1 | 1 | 50.00 | 0.01 | 0.01 |
| 4286 | 2 | 1 | 1 | 50.00 | 0.01 | 0.01 |
| 4393 | 2 | 3 | 1 | 50.00 | 0.01 | 0.04 |
| 626 | 218 | 115 | 105 | 48.17 | 1.37 | 1.51 |
| 757 | 1164 | 596 | 558 | 47.94 | 7.31 | 7.80 |
| 4174 | 77 | 44 | 36 | 46.75 | 0.47 | 0.58 |
| 641 | 197 | 95 | 89 | 45.18 | 1.17 | 1.24 |
| 478 | 9 | 7 | 4 | 44.44 | 0.05 | 0.09 |
| 559 | 153 | 72 | 65 | 42.48 | 0.85 | 0.94 |
| 924 | 139 | 73 | 59 | 42.45 | 0.77 | 0.96 |
| 874 | 19 | 10 | 8 | 42.11 | 0.10 | 0.13 |
| 4169 | 181 | 91 | 76 | 41.99 | 1.00 | 1.19 |
| 923 | 3186 | 1326 | 1308 | 41.06 | 17.12 | 17.36 |
| 811 | 15 | 8 | 6 | 40.00 | 0.08 | 0.10 |
| 543 | 699 | 266 | 263 | 37.63 | 3.44 | 3.48 |
| 754 | 8 | 5 | 3 | 37.50 | 0.04 | 0.07 |
| 796 | 441 | 176 | 161 | 36.51 | 2.11 | 2.30 |
| 632 | 11 | 13 | 4 | 36.36 | 0.05 | 0.17 |
| 884 | 1779 | 657 | 634 | 35.64 | 8.30 | 8.60 |
| 614 | 206 | 83 | 72 | 34.95 | 0.94 | 1.09 |
| 644 | 733 | 274 | 254 | 34.65 | 3.33 | 3.59 |
| 653 | 44 | 17 | 15 | 34.09 | 0.20 | 0.22 |
| 468 | 3 | 1 | 1 | 33.33 | 0.01 | 0.01 |
| 622 | 3 | 2 | 1 | 33.33 | 0.01 | 0.03 |
| 4194 | 3 | 2 | 1 | 33.33 | 0.01 | 0.03 |
| 4281 | 3 | 1 | 1 | 33.33 | 0.01 | 0.01 |
| 4487 | 3 | 2 | 1 | 33.33 | 0.01 | 0.03 |

| <u>Item</u> | <u>Number of Positive FCV</u> | <u>Number of Changes</u> | <u>Number of Imputations</u> | <u>Characteristic Nonresponse Rate (%)</u> | <u>Complete Nonresponse Rate (%)</u> | <u>Change Rate (%)</u> |
|-------------|-------------------------------|--------------------------|------------------------------|--|--------------------------------------|------------------------|
| 783 | 6 | 2 | 2 | 33.33 | 0.03 | 0.03 |
| 922 | 21 | 10 | 7 | 33.33 | 0.09 | 0.13 |
| 638 | 825 | 302 | 268 | 32.49 | 3.51 | 3.95 |
| 578 | 22 | 12 | 7 | 31.82 | 0.09 | 0.16 |
| 629 | 550 | 183 | 171 | 31.09 | 2.24 | 2.40 |
| 287 | 10 | 4 | 3 | 30.00 | 0.04 | 0.05 |
| 643 | 17 | 6 | 5 | 29.41 | 0.07 | 0.08 |
| 4457 | 38 | 16 | 11 | 28.95 | 0.14 | 0.21 |
| 4345 | 76 | 24 | 22 | 28.95 | 0.29 | 0.31 |
| 272 | 7 | 2 | 2 | 28.57 | 0.03 | 0.03 |
| 4451 | 7 | 7 | 2 | 28.57 | 0.03 | 0.09 |
| 4454 | 14 | 10 | 4 | 28.57 | 0.05 | 0.13 |
| 1205 | 997 | 471 | 282 | 28.29 | 3.69 | 6.17 |
| 1933 | 132 | 43 | 37 | 28.03 | 0.48 | 0.56 |
| 790 | 435 | 135 | 120 | 27.59 | 1.57 | 1.77 |
| 438 | 11 | 12 | 3 | 27.27 | 0.04 | 0.16 |
| 539 | 22 | 7 | 6 | 27.27 | 0.08 | 0.09 |
| 919 | 66 | 49 | 18 | 27.27 | 0.24 | 0.64 |
| 522 | 1012 | 325 | 271 | 26.78 | 3.55 | 4.26 |
| 999 | 2144 | 623 | 560 | 26.12 | 7.33 | 8.16 |
| 840 | 643 | 203 | 166 | 25.82 | 2.17 | 2.66 |
| 1225 | 967 | 472 | 245 | 25.34 | 3.21 | 6.18 |
| 756 | 4823 | 1270 | 1213 | 25.15 | 15.88 | 16.63 |
| 170 | 4 | 3 | 1 | 25.00 | 0.01 | 0.04 |
| 625 | 4 | 1 | 1 | 25.00 | 0.01 | 0.01 |
| 778 | 4 | 4 | 1 | 25.00 | 0.01 | 0.05 |
| 4241 | 4 | 1 | 1 | 25.00 | 0.01 | 0.01 |
| 4312 | 4 | 2 | 1 | 25.00 | 0.01 | 0.03 |
| 4365 | 4 | 1 | 1 | 25.00 | 0.01 | 0.01 |
| 4455 | 4 | 4 | 1 | 25.00 | 0.01 | 0.05 |
| 731 | 88 | 26 | 22 | 25.00 | 0.29 | 0.34 |
| 4164 | 474 | 154 | 114 | 24.05 | 1.49 | 2.02 |
| 1934 | 88 | 135 | 21 | 23.86 | 0.27 | 1.77 |

| <u>Item</u> | <u>Number of Positive FCV</u> | <u>Number of Changes</u> | <u>Number of Imputations</u> | <u>Characteristic Nonresponse Rate (%)</u> | <u>Complete Nonresponse Rate (%)</u> | <u>Change Rate (%)</u> |
|-------------|-------------------------------|--------------------------|------------------------------|--|--------------------------------------|------------------------|
| 281 | 97 | 24 | 23 | 23.71 | 0.30 | 0.31 |
| 590 | 2411 | 599 | 563 | 23.35 | 7.37 | 7.84 |
| 637 | 13 | 4 | 3 | 23.08 | 0.04 | 0.05 |
| 853 | 568 | 207 | 131 | 23.06 | 1.72 | 2.71 |
| 589 | 2491 | 608 | 569 | 22.84 | 7.45 | 7.96 |
| 591 | 2486 | 606 | 567 | 22.81 | 7.42 | 7.93 |
| 588 | 2500 | 604 | 569 | 22.76 | 7.45 | 7.91 |
| 1235 | 998 | 450 | 225 | 22.55 | 2.95 | 5.89 |
| 859 | 2983 | 760 | 672 | 22.53 | 8.80 | 9.95 |
| 867 | 1128 | 286 | 254 | 22.52 | 3.33 | 3.74 |
| 4149 | 89 | 31 | 20 | 22.47 | 0.26 | 0.41 |
| 842 | 784 | 219 | 175 | 22.32 | 2.29 | 2.87 |
| 542 | 260 | 73 | 58 | 22.31 | 0.76 | 0.96 |
| 4305 | 9 | 2 | 2 | 22.22 | 0.03 | 0.03 |
| 955 | 5724 | 1405 | 1269 | 22.17 | 16.61 | 18.39 |
| 958 | 5735 | 1405 | 1271 | 22.16 | 16.64 | 18.39 |
| 843 | 732 | 201 | 161 | 22.00 | 2.11 | 2.63 |
| 488 | 1795 | 463 | 394 | 21.95 | 5.16 | 6.06 |
| 841 | 783 | 213 | 171 | 21.84 | 2.24 | 2.79 |
| 861 | 3303 | 811 | 720 | 21.80 | 9.43 | 10.62 |
| 869 | 363 | 87 | 79 | 21.76 | 1.03 | 1.14 |
| 491 | 1780 | 467 | 387 | 21.74 | 5.07 | 6.11 |
| 490 | 1755 | 448 | 381 | 21.71 | 4.99 | 5.87 |
| 489 | 1775 | 449 | 385 | 21.69 | 5.04 | 5.88 |
| 862 | 3158 | 774 | 683 | 21.63 | 8.94 | 10.13 |
| 266 | 163 | 43 | 35 | 21.47 | 0.46 | 0.56 |
| 531 | 14 | 4 | 3 | 21.43 | 0.04 | 0.05 |
| 860 | 3299 | 801 | 705 | 21.37 | 9.23 | 10.49 |
| 857 | 889 | 335 | 188 | 21.15 | 2.46 | 4.39 |
| 677 | 143 | 36 | 30 | 20.98 | 0.39 | 0.47 |
| 4456 | 48 | 20 | 10 | 20.83 | 0.13 | 0.26 |
| 806 | 371 | 90 | 76 | 20.49 | 1.00 | 1.18 |
| 665 | 5 | 4 | 1 | 20.00 | 0.01 | 0.05 |

| <u>Item</u> | <u>Number of Positive FCV</u> | <u>Number of Changes</u> | <u>Number of Imputations</u> | <u>Characteristic Nonresponse Rate (%)</u> | <u>Complete Nonresponse Rate (%)</u> | <u>Change Rate (%)</u> |
|-------------|-------------------------------|--------------------------|------------------------------|--|--------------------------------------|------------------------|
| 4369 | 5 | 1 | 1 | 20.00 | 0.01 | 0.01 |
| 4440 | 5 | 4 | 1 | 20.00 | 0.01 | 0.05 |
| 4446 | 5 | 6 | 1 | 20.00 | 0.01 | 0.08 |
| 4720 | 5 | 1 | 1 | 20.00 | 0.01 | 0.01 |
| 784 | 98 | 22 | 19 | 19.39 | 0.25 | 0.29 |
| 516 | 37 | 16 | 7 | 18.92 | 0.09 | 0.21 |
| 795 | 16 | 5 | 3 | 18.75 | 0.04 | 0.07 |
| 749 | 48 | 11 | 9 | 18.75 | 0.12 | 0.14 |
| 1935 | 529 | 165 | 99 | 18.72 | 1.30 | 2.16 |
| 656 | 203 | 49 | 37 | 18.23 | 0.48 | 0.64 |
| 4389 | 11 | 2 | 2 | 18.18 | 0.03 | 0.03 |
| 231 | 22 | 4 | 4 | 18.18 | 0.05 | 0.05 |
| 739 | 22 | 10 | 4 | 18.18 | 0.05 | 0.13 |
| 730 | 107 | 22 | 19 | 17.76 | 0.25 | 0.29 |
| 4031 | 58 | 12 | 10 | 17.24 | 0.13 | 0.16 |
| 1244 | 973 | 438 | 167 | 17.16 | 2.19 | 5.73 |
| 871 | 820 | 397 | 140 | 17.07 | 1.83 | 5.20 |
| 770 | 738 | 230 | 124 | 16.80 | 1.62 | 3.01 |
| 4276 | 6 | 1 | 1 | 16.67 | 0.01 | 0.01 |
| 446 | 12 | 6 | 2 | 16.67 | 0.03 | 0.08 |
| 1125 | 12 | 17 | 2 | 16.67 | 0.03 | 0.22 |
| 4391 | 12 | 2 | 2 | 16.67 | 0.03 | 0.03 |
| 423 | 18 | 14 | 3 | 16.67 | 0.04 | 0.18 |
| 4347 | 30 | 7 | 5 | 16.67 | 0.07 | 0.09 |
| 1063 | 831 | 225 | 133 | 16.01 | 1.74 | 2.95 |
| 1061 | 807 | 217 | 129 | 15.99 | 1.69 | 2.84 |
| 1062 | 841 | 223 | 132 | 15.70 | 1.73 | 2.92 |
| 817 | 328 | 54 | 51 | 15.55 | 0.67 | 0.71 |
| 1064 | 821 | 217 | 127 | 15.47 | 1.66 | 2.84 |
| 4159 | 13 | 3 | 2 | 15.39 | 0.03 | 0.04 |
| 941 | 1471 | 614 | 221 | 15.02 | 2.89 | 8.04 |
| 396 | 4984 | 921 | 742 | 14.89 | 9.71 | 12.06 |
| 4176 | 34 | 10 | 5 | 14.71 | 0.07 | 0.13 |

| <u>Item</u> | <u>Number of Positive FCV</u> | <u>Number of Changes</u> | <u>Number of Imputations</u> | <u>Characteristic Nonresponse Rate (%)</u> | <u>Complete Nonresponse Rate (%)</u> | <u>Change Rate (%)</u> |
|-------------|-------------------------------|--------------------------|------------------------------|--|--------------------------------------|------------------------|
| 877 | 2810 | 481 | 410 | 14.59 | 5.37 | 6.30 |
| 4171 | 76 | 18 | 11 | 14.47 | 0.14 | 0.24 |
| 453 | 7 | 19 | 1 | 14.29 | 0.01 | 0.25 |
| 792 | 7 | 2 | 1 | 14.29 | 0.01 | 0.03 |
| 579 | 14 | 8 | 2 | 14.29 | 0.03 | 0.10 |
| 789 | 14 | 6 | 2 | 14.29 | 0.03 | 0.08 |
| 733 | 56 | 14 | 8 | 14.29 | 0.10 | 0.18 |
| 408 | 77 | 54 | 11 | 14.29 | 0.14 | 0.71 |
| 855 | 3948 | 790 | 559 | 14.16 | 7.32 | 10.34 |
| 43 | 106 | 31 | 15 | 14.15 | 0.20 | 0.41 |
| 794 | 3087 | 555 | 436 | 14.12 | 5.71 | 7.27 |
| 1065 | 758 | 475 | 103 | 13.59 | 1.35 | 6.22 |
| 1068 | 770 | 497 | 104 | 13.51 | 1.36 | 6.51 |
| 1067 | 775 | 508 | 104 | 13.42 | 1.36 | 6.65 |
| 484 | 1170 | 377 | 157 | 13.42 | 2.06 | 4.94 |
| 633 | 179 | 30 | 24 | 13.41 | 0.31 | 0.39 |
| 1066 | 776 | 507 | 104 | 13.40 | 1.36 | 6.64 |
| 950 | 5700 | 1064 | 760 | 13.33 | 9.95 | 13.93 |
| 487 | 1186 | 374 | 156 | 13.15 | 2.04 | 4.90 |
| 45 | 161 | 43 | 21 | 13.04 | 0.27 | 0.56 |
| 485 | 1187 | 380 | 154 | 12.97 | 2.02 | 4.98 |
| 868 | 4450 | 707 | 577 | 12.97 | 7.55 | 9.26 |
| 584 | 604 | 163 | 78 | 12.91 | 1.02 | 2.13 |
| 517 | 2587 | 435 | 333 | 12.87 | 4.36 | 5.70 |
| 585 | 611 | 171 | 78 | 12.77 | 1.02 | 2.24 |
| 486 | 1188 | 381 | 150 | 12.63 | 1.96 | 4.99 |
| 1095 | 127 | 29 | 16 | 12.60 | 0.21 | 0.38 |
| 1096 | 127 | 29 | 16 | 12.60 | 0.21 | 0.38 |
| 1097 | 127 | 29 | 16 | 12.60 | 0.21 | 0.38 |
| 577 | 8 | 3 | 1 | 12.50 | 0.01 | 0.04 |
| 1418 | 8 | 2 | 1 | 12.50 | 0.01 | 0.03 |
| 4555 | 8 | 37 | 1 | 12.50 | 0.01 | 0.48 |
| 284 | 16 | 4 | 2 | 12.50 | 0.03 | 0.05 |

| <u>Item</u> | <u>Number of Positive FCV</u> | <u>Number of Changes</u> | <u>Number of Imputations</u> | <u>Characteristic Nonresponse Rate (%)</u> | <u>Complete Nonresponse Rate (%)</u> | <u>Change Rate (%)</u> |
|-------------|-------------------------------|--------------------------|------------------------------|--|--------------------------------------|------------------------|
| 4214 | 16 | 5 | 2 | 12.50 | 0.03 | 0.07 |
| 431 | 32 | 18 | 4 | 12.50 | 0.05 | 0.24 |
| 4385 | 40 | 8 | 5 | 12.50 | 0.07 | 0.10 |
| 586 | 623 | 162 | 77 | 12.36 | 1.01 | 2.12 |
| 587 | 616 | 162 | 76 | 12.34 | 1.00 | 2.12 |
| 880 | 1231 | 174 | 151 | 12.27 | 1.98 | 2.28 |
| 1123 | 2391 | 388 | 288 | 12.05 | 3.77 | 5.08 |
| 4261 | 25 | 6 | 3 | 12.00 | 0.04 | 0.08 |
| 520 | 2663 | 409 | 317 | 11.90 | 4.15 | 5.35 |
| 4301 | 59 | 10 | 7 | 11.86 | 0.09 | 0.13 |
| 513 | 17 | 18 | 2 | 11.77 | 0.03 | 0.24 |
| 1098 | 130 | 26 | 15 | 11.54 | 0.20 | 0.34 |
| 658 | 9 | 3 | 1 | 11.11 | 0.01 | 0.04 |
| 4304 | 9 | 2 | 1 | 11.11 | 0.01 | 0.03 |
| 1271 | 100 | 34 | 11 | 11.00 | 0.14 | 0.45 |
| 4152 | 46 | 8 | 5 | 10.87 | 0.07 | 0.10 |
| 881 | 1298 | 168 | 140 | 10.79 | 1.83 | 2.20 |
| 4453 | 28 | 9 | 3 | 10.71 | 0.04 | 0.12 |
| 1357 | 38 | 6 | 4 | 10.53 | 0.05 | 0.08 |
| 477 | 105 | 13 | 11 | 10.48 | 0.14 | 0.17 |
| 921 | 3219 | 580 | 337 | 10.47 | 4.41 | 7.59 |
| 4213 | 86 | 12 | 9 | 10.47 | 0.12 | 0.16 |
| 764 | 749 | 547 | 78 | 10.41 | 1.02 | 7.16 |
| 1091 | 347 | 55 | 36 | 10.38 | 0.47 | 0.72 |
| 538 | 992 | 137 | 102 | 10.28 | 1.34 | 1.79 |
| 1109 | 5819 | 704 | 597 | 10.26 | 7.82 | 9.22 |
| 4405 | 49 | 6 | 5 | 10.20 | 0.07 | 0.08 |
| 265 | 402 | 47 | 41 | 10.20 | 0.54 | 0.62 |
| 27 | 268 | 71 | 27 | 10.08 | 0.35 | 0.93 |
| 4442 | 10 | 6 | 1 | 10.00 | 0.01 | 0.08 |
| 4452 | 10 | 8 | 1 | 10.00 | 0.01 | 0.10 |
| 4830 | 10 | 2 | 1 | 10.00 | 0.01 | 0.03 |
| 480 | 5668 | 731 | 551 | 9.72 | 7.21 | 9.57 |

| <u>Item</u> | <u>Number of Positive FCV</u> | <u>Number of Changes</u> | <u>Number of Imputations</u> | <u>Characteristic Nonresponse Rate (%)</u> | <u>Complete Nonresponse Rate (%)</u> | <u>Change Rate (%)</u> |
|-------------|-------------------------------|--------------------------|------------------------------|--|--------------------------------------|------------------------|
| 500 | 3335 | 519 | 324 | 9.72 | 4.24 | 6.80 |
| 864 | 3072 | 379 | 297 | 9.67 | 3.89 | 4.96 |
| 1284 | 21 | 101 | 2 | 9.52 | 0.03 | 1.32 |
| 1093 | 368 | 54 | 35 | 9.51 | 0.46 | 0.71 |
| 406 | 421 | 125 | 40 | 9.50 | 0.52 | 1.64 |
| 57 | 664 | 98 | 63 | 9.49 | 0.82 | 1.28 |
| 4133 | 623 | 89 | 59 | 9.47 | 0.77 | 1.17 |
| 887 | 6688 | 661 | 631 | 9.44 | 8.26 | 8.65 |
| 1273 | 138 | 42 | 13 | 9.42 | 0.17 | 0.55 |
| 1094 | 361 | 59 | 34 | 9.42 | 0.45 | 0.77 |
| 876 | 2662 | 329 | 249 | 9.35 | 3.26 | 4.31 |
| 483 | 5659 | 726 | 526 | 9.30 | 6.89 | 9.51 |
| 1092 | 371 | 53 | 34 | 9.16 | 0.45 | 0.69 |
| 222 | 11 | 2 | 1 | 9.09 | 0.01 | 0.03 |
| 227 | 11 | 3 | 1 | 9.09 | 0.01 | 0.04 |
| 1403 | 11 | 2 | 1 | 9.09 | 0.01 | 0.03 |
| 4187 | 11 | 2 | 1 | 9.09 | 0.01 | 0.03 |
| 4238 | 22 | 18 | 2 | 9.09 | 0.03 | 0.24 |
| 6 | 3221 | 405 | 290 | 9.00 | 3.80 | 5.30 |
| 4619 | 45 | 6 | 4 | 8.89 | 0.05 | 0.08 |
| 479 | 80 | 23 | 7 | 8.75 | 0.09 | 0.30 |
| 624 | 722 | 88 | 63 | 8.73 | 0.82 | 1.15 |
| 4148 | 368 | 67 | 32 | 8.70 | 0.42 | 0.88 |
| 866 | 1028 | 135 | 89 | 8.66 | 1.17 | 1.77 |
| 4124 | 35 | 5 | 3 | 8.57 | 0.04 | 0.07 |
| 421 | 70 | 23 | 6 | 8.57 | 0.08 | 0.30 |
| 4017 | 6688 | 632 | 572 | 8.55 | 7.49 | 8.27 |
| 819 | 1564 | 145 | 132 | 8.44 | 1.73 | 1.90 |
| 482 | 5680 | 666 | 479 | 8.43 | 6.27 | 8.72 |
| 180 | 368 | 65 | 31 | 8.42 | 0.41 | 0.85 |
| 1247 | 6405 | 675 | 537 | 8.38 | 7.03 | 8.84 |
| 211 | 12 | 1 | 1 | 8.33 | 0.01 | 0.01 |
| 4388 | 12 | 3 | 1 | 8.33 | 0.01 | 0.04 |

| <u>Item</u> | <u>Number of Positive FCV</u> | <u>Number of Changes</u> | <u>Number of Imputations</u> | <u>Characteristic Nonresponse Rate (%)</u> | <u>Complete Nonresponse Rate (%)</u> | <u>Change Rate (%)</u> |
|-------------|-------------------------------|--------------------------|------------------------------|--|--------------------------------------|------------------------|
| 4435 | 12 | 3 | 1 | 8.33 | 0.01 | 0.04 |
| 1126 | 60 | 19 | 5 | 8.33 | 0.07 | 0.25 |
| 48 | 2590 | 696 | 214 | 8.26 | 2.80 | 9.11 |
| 773 | 3443 | 534 | 282 | 8.19 | 3.69 | 6.99 |
| 481 | 5693 | 648 | 465 | 8.17 | 6.09 | 8.48 |
| 1215 | 49 | 7 | 4 | 8.16 | 0.05 | 0.09 |
| 854 | 6011 | 738 | 489 | 8.14 | 6.40 | 9.66 |
| 169 | 321 | 53 | 26 | 8.10 | 0.34 | 0.69 |
| 4166 | 309 | 55 | 25 | 8.09 | 0.33 | 0.72 |
| 1203 | 6688 | 785 | 539 | 8.06 | 7.06 | 10.28 |
| 1216 | 25 | 7 | 2 | 8.00 | 0.03 | 0.09 |
| 4640 | 25 | 5 | 2 | 8.00 | 0.03 | 0.07 |
| 1272 | 75 | 63 | 6 | 8.00 | 0.08 | 0.82 |
| 1118 | 5820 | 568 | 463 | 7.96 | 6.06 | 7.44 |
| 627 | 89 | 12 | 7 | 7.87 | 0.09 | 0.16 |
| 4430 | 281 | 22 | 22 | 7.83 | 0.29 | 0.29 |
| 42 | 687 | 136 | 53 | 7.72 | 0.69 | 1.78 |
| 572 | 13 | 5 | 1 | 7.69 | 0.01 | 0.07 |
| 4158 | 13 | 1 | 1 | 7.69 | 0.01 | 0.01 |
| 1372 | 26 | 3 | 2 | 7.69 | 0.03 | 0.04 |
| 1078 | 3655 | 517 | 276 | 7.55 | 3.61 | 6.77 |
| 4820 | 173 | 27 | 13 | 7.51 | 0.17 | 0.35 |
| 530 | 40 | 7 | 3 | 7.50 | 0.04 | 0.09 |
| 1105 | 5820 | 532 | 431 | 7.41 | 5.64 | 6.97 |
| 46 | 149 | 55 | 11 | 7.38 | 0.14 | 0.72 |
| 4154 | 41 | 9 | 3 | 7.32 | 0.04 | 0.12 |
| 44 | 3355 | 386 | 241 | 7.18 | 3.16 | 5.05 |
| 593 | 5220 | 801 | 374 | 7.17 | 4.90 | 10.49 |
| 226 | 14 | 6 | 1 | 7.14 | 0.01 | 0.08 |
| 595 | 5214 | 821 | 371 | 7.12 | 4.86 | 10.75 |
| 1119 | 5819 | 518 | 414 | 7.12 | 5.42 | 6.78 |
| 882 | 5871 | 450 | 417 | 7.10 | 5.46 | 5.89 |
| 1106 | 5820 | 518 | 413 | 7.10 | 5.41 | 6.78 |

| <u>Item</u> | <u>Number of Positive FCV</u> | <u>Number of Changes</u> | <u>Number of Imputations</u> | <u>Characteristic Nonresponse Rate (%)</u> | <u>Complete Nonresponse Rate (%)</u> | <u>Change Rate (%)</u> |
|-------------|-------------------------------|--------------------------|------------------------------|--|--------------------------------------|------------------------|
| 592 | 5218 | 795 | 369 | 7.07 | 4.83 | 10.41 |
| 594 | 5221 | 799 | 369 | 7.07 | 4.83 | 10.46 |
| 4147 | 368 | 50 | 26 | 7.07 | 0.34 | 0.65 |
| 975 | 228 | 592 | 16 | 7.02 | 0.21 | 7.75 |
| 1202 | 6688 | 492 | 469 | 7.01 | 6.14 | 6.44 |
| 1045 | 514 | 62 | 36 | 7.00 | 0.47 | 0.81 |
| 4212 | 101 | 10 | 7 | 6.93 | 0.09 | 0.13 |
| 1108 | 5820 | 515 | 401 | 6.89 | 5.25 | 6.74 |
| 1112 | 5820 | 504 | 400 | 6.87 | 5.24 | 6.60 |
| 4620 | 44 | 4 | 3 | 6.82 | 0.04 | 0.05 |
| 1232 | 794 | 115 | 54 | 6.80 | 0.71 | 1.51 |
| 878 | 3319 | 273 | 225 | 6.78 | 2.95 | 3.57 |
| 282 | 148 | 17 | 10 | 6.76 | 0.13 | 0.22 |
| 4572 | 89 | 31 | 6 | 6.74 | 0.08 | 0.41 |
| 534 | 15 | 1 | 1 | 6.67 | 0.01 | 0.01 |
| 4826 | 15 | 4 | 1 | 6.67 | 0.01 | 0.05 |
| 4806 | 30 | 11 | 2 | 6.67 | 0.03 | 0.14 |
| 4277 | 60 | 6 | 4 | 6.67 | 0.05 | 0.08 |
| 1037 | 3236 | 373 | 215 | 6.64 | 2.81 | 4.88 |
| 1110 | 5820 | 502 | 386 | 6.63 | 5.05 | 6.57 |
| 422 | 106 | 27 | 7 | 6.60 | 0.09 | 0.35 |
| 850 | 3985 | 463 | 261 | 6.55 | 3.42 | 6.06 |
| 942 | 2231 | 404 | 146 | 6.54 | 1.91 | 5.29 |
| 557 | 107 | 18 | 7 | 6.54 | 0.09 | 0.24 |
| 278 | 153 | 13 | 10 | 6.54 | 0.13 | 0.17 |
| 4211 | 123 | 17 | 8 | 6.50 | 0.10 | 0.22 |
| 548 | 154 | 20 | 10 | 6.49 | 0.13 | 0.26 |
| 570 | 62 | 12 | 4 | 6.45 | 0.05 | 0.16 |
| 879 | 3343 | 261 | 214 | 6.40 | 2.80 | 3.42 |
| 4137 | 47 | 8 | 3 | 6.38 | 0.04 | 0.10 |
| 4510 | 6598 | 547 | 421 | 6.38 | 5.51 | 7.16 |
| 863 | 3011 | 262 | 192 | 6.38 | 2.51 | 3.43 |
| 1231 | 1513 | 156 | 96 | 6.35 | 1.26 | 2.04 |

| <u>Item</u> | <u>Number of Positive FCV</u> | <u>Number of Changes</u> | <u>Number of Imputations</u> | <u>Characteristic Nonresponse Rate (%)</u> | <u>Complete Nonresponse Rate (%)</u> | <u>Change Rate (%)</u> |
|-------------|-------------------------------|--------------------------|------------------------------|--|--------------------------------------|------------------------|
| 541 | 207 | 21 | 13 | 6.28 | 0.17 | 0.27 |
| 168 | 16 | 7 | 1 | 6.25 | 0.01 | 0.09 |
| 4245 | 16 | 2 | 1 | 6.25 | 0.01 | 0.03 |
| 4624 | 33 | 3 | 2 | 6.06 | 0.03 | 0.04 |
| 959 | 3975 | 640 | 239 | 6.01 | 3.13 | 8.38 |
| 956 | 3996 | 612 | 240 | 6.01 | 3.14 | 8.01 |
| 4271 | 117 | 12 | 7 | 5.98 | 0.09 | 0.16 |
| 1039 | 1783 | 165 | 106 | 5.95 | 1.39 | 2.16 |
| 4623 | 34 | 4 | 2 | 5.88 | 0.03 | 0.05 |
| 4170 | 120 | 19 | 7 | 5.83 | 0.09 | 0.25 |
| 4520 | 174 | 18 | 10 | 5.75 | 0.13 | 0.24 |
| 1288 | 3165 | 683 | 181 | 5.72 | 2.37 | 8.94 |
| 4125 | 35 | 10 | 2 | 5.71 | 0.03 | 0.13 |
| 4864 | 35 | 4 | 2 | 5.71 | 0.03 | 0.05 |
| 4380 | 508 | 148 | 29 | 5.71 | 0.38 | 1.94 |
| 24 | 580 | 62 | 33 | 5.69 | 0.43 | 0.81 |
| 1270 | 1407 | 173 | 80 | 5.69 | 1.05 | 2.27 |
| 598 | 3968 | 423 | 225 | 5.67 | 2.95 | 5.54 |
| 583 | 2471 | 231 | 139 | 5.63 | 1.82 | 3.02 |
| 741 | 2349 | 180 | 132 | 5.62 | 1.73 | 2.36 |
| 507 | 909 | 70 | 51 | 5.61 | 0.67 | 0.92 |
| 1275 | 1123 | 136 | 63 | 5.61 | 0.82 | 1.78 |
| 420 | 107 | 23 | 6 | 5.61 | 0.08 | 0.30 |
| 4162 | 304 | 79 | 17 | 5.59 | 0.22 | 1.03 |
| 744 | 6049 | 468 | 338 | 5.59 | 4.43 | 6.13 |
| 580 | 2421 | 222 | 135 | 5.58 | 1.77 | 2.91 |
| 173 | 18 | 10 | 1 | 5.56 | 0.01 | 0.13 |
| 1388 | 18 | 4 | 1 | 5.56 | 0.01 | 0.05 |
| 4434 | 18 | 5 | 1 | 5.56 | 0.01 | 0.07 |
| 4443 | 18 | 1 | 1 | 5.56 | 0.01 | 0.01 |
| 4387 | 54 | 5 | 3 | 5.56 | 0.04 | 0.07 |
| 4257 | 90 | 8 | 5 | 5.56 | 0.07 | 0.10 |
| 582 | 2528 | 224 | 140 | 5.54 | 1.83 | 2.93 |

| <u>Item</u> | <u>Number of Positive FCV</u> | <u>Number of Changes</u> | <u>Number of Imputations</u> | <u>Characteristic Nonresponse Rate (%)</u> | <u>Complete Nonresponse Rate (%)</u> | <u>Change Rate (%)</u> |
|-------------|-------------------------------|--------------------------|------------------------------|--|--------------------------------------|------------------------|
| 4225 | 290 | 29 | 16 | 5.52 | 0.21 | 0.38 |
| 4438 | 127 | 12 | 7 | 5.51 | 0.09 | 0.16 |
| 581 | 2527 | 223 | 139 | 5.50 | 1.82 | 2.92 |
| 1027 | 237 | 142 | 13 | 5.49 | 0.17 | 1.86 |
| 4234 | 73 | 7 | 4 | 5.48 | 0.05 | 0.09 |
| 4559 | 790 | 56 | 43 | 5.44 | 0.56 | 0.73 |
| 1107 | 5820 | 438 | 314 | 5.40 | 4.11 | 5.73 |
| 776 | 3129 | 420 | 168 | 5.37 | 2.20 | 5.50 |
| 4151 | 56 | 5 | 3 | 5.36 | 0.04 | 0.07 |
| 4618 | 56 | 8 | 3 | 5.36 | 0.04 | 0.10 |
| 738 | 3272 | 259 | 174 | 5.32 | 2.28 | 3.39 |
| 4493 | 6669 | 419 | 352 | 5.28 | 4.61 | 5.49 |
| 515 | 19 | 9 | 1 | 5.26 | 0.01 | 0.12 |
| 4240 | 19 | 2 | 1 | 5.26 | 0.01 | 0.03 |
| 4432 | 19 | 1 | 1 | 5.26 | 0.01 | 0.01 |
| 276 | 38 | 55 | 2 | 5.26 | 0.03 | 0.72 |
| 4351 | 38 | 6 | 2 | 5.26 | 0.03 | 0.08 |
| 4827 | 38 | 2 | 2 | 5.26 | 0.03 | 0.03 |
| 401 | 950 | 142 | 50 | 5.26 | 0.65 | 1.86 |
| 1042 | 991 | 90 | 52 | 5.25 | 0.68 | 1.18 |
| 883 | 6088 | 388 | 319 | 5.24 | 4.18 | 5.08 |
| 1117 | 5820 | 422 | 299 | 5.14 | 3.91 | 5.53 |
| 495 | 6683 | 1012 | 343 | 5.13 | 4.49 | 13.25 |
| 492 | 6688 | 968 | 343 | 5.13 | 4.49 | 12.67 |
| 630 | 78 | 31 | 4 | 5.13 | 0.05 | 0.41 |
| 493 | 6688 | 908 | 340 | 5.08 | 4.45 | 11.89 |
| 494 | 6685 | 928 | 336 | 5.03 | 4.40 | 12.15 |
| 1286 | 20 | 7 | 1 | 5.00 | 0.01 | 0.09 |
| 1373 | 20 | 4 | 1 | 5.00 | 0.01 | 0.05 |
| 4239 | 20 | 2 | 1 | 5.00 | 0.01 | 0.03 |
| 4626 | 40 | 7 | 2 | 5.00 | 0.03 | 0.09 |
| 122 | 80 | 33 | 4 | 5.00 | 0.05 | 0.43 |
| 663 | 120 | 31 | 6 | 5.00 | 0.08 | 0.41 |

| <u>Item</u> | <u>Number of Positive FCV</u> | <u>Number of Changes</u> | <u>Number of Imputations</u> | <u>Characteristic Nonresponse Rate (%)</u> | <u>Complete Nonresponse Rate (%)</u> | <u>Change Rate (%)</u> |
|-------------|-------------------------------|--------------------------|------------------------------|--|--------------------------------------|------------------------|
| 4808 | 120 | 16 | 6 | 5.00 | 0.08 | 0.21 |
| 4020 | 6688 | 412 | 334 | 4.99 | 4.37 | 5.39 |
| 621 | 1265 | 102 | 63 | 4.98 | 0.82 | 1.34 |
| 407 | 946 | 158 | 47 | 4.97 | 0.62 | 2.07 |
| 1204 | 793 | 240 | 39 | 4.92 | 0.51 | 3.14 |
| 28 | 1078 | 127 | 53 | 4.92 | 0.69 | 1.66 |
| 1274 | 470 | 106 | 23 | 4.89 | 0.30 | 1.39 |
| 1351 | 41 | 3 | 2 | 4.88 | 0.03 | 0.04 |
| 4472 | 103 | 74 | 5 | 4.85 | 0.07 | 0.97 |
| 4132 | 3099 | 295 | 150 | 4.84 | 1.96 | 3.86 |
| 952 | 5636 | 609 | 270 | 4.79 | 3.54 | 7.97 |
| 1240 | 6688 | 437 | 320 | 4.79 | 4.19 | 5.72 |
| 4230 | 21 | 3 | 1 | 4.76 | 0.01 | 0.04 |
| 4205 | 148 | 10 | 7 | 4.73 | 0.09 | 0.13 |
| 4010 | 1228 | 96 | 58 | 4.72 | 0.76 | 1.26 |
| 505 | 319 | 26 | 15 | 4.70 | 0.20 | 0.34 |
| 416 | 107 | 36 | 5 | 4.67 | 0.07 | 0.47 |
| 4209 | 107 | 6 | 5 | 4.67 | 0.07 | 0.08 |
| 225 | 43 | 3 | 2 | 4.65 | 0.03 | 0.04 |
| 1082 | 3085 | 234 | 143 | 4.64 | 1.87 | 3.06 |
| 4568 | 477 | 61 | 22 | 4.61 | 0.29 | 0.80 |
| 886 | 1096 | 110 | 50 | 4.56 | 0.65 | 1.44 |
| 620 | 22 | 4 | 1 | 4.55 | 0.01 | 0.05 |
| 4474 | 44 | 17 | 2 | 4.55 | 0.03 | 0.22 |
| 569 | 132 | 15 | 6 | 4.55 | 0.08 | 0.20 |
| 519 | 220 | 25 | 10 | 4.55 | 0.13 | 0.33 |
| 1128 | 5711 | 458 | 259 | 4.54 | 3.39 | 6.00 |
| 544 | 133 | 10 | 6 | 4.51 | 0.08 | 0.13 |
| 4224 | 422 | 50 | 19 | 4.50 | 0.25 | 0.65 |
| 865 | 1044 | 114 | 47 | 4.50 | 0.62 | 1.49 |
| 4272 | 89 | 5 | 4 | 4.49 | 0.05 | 0.07 |
| 788 | 2294 | 138 | 103 | 4.49 | 1.35 | 1.81 |
| 4202 | 270 | 21 | 12 | 4.44 | 0.16 | 0.27 |

| <u>Item</u> | <u>Number of Positive FCV</u> | <u>Number of Changes</u> | <u>Number of Imputations</u> | <u>Characteristic Nonresponse Rate (%)</u> | <u>Complete Nonresponse Rate (%)</u> | <u>Change Rate (%)</u> |
|-------------|-------------------------------|--------------------------|------------------------------|--|--------------------------------------|------------------------|
| 322 | 789 | 81 | 35 | 4.44 | 0.46 | 1.06 |
| 4469 | 5484 | 671 | 243 | 4.43 | 3.18 | 8.79 |
| 558 | 158 | 8 | 7 | 4.43 | 0.09 | 0.10 |
| 1070 | 1524 | 773 | 67 | 4.40 | 0.88 | 10.12 |
| 540 | 296 | 16 | 13 | 4.39 | 0.17 | 0.21 |
| 646 | 23 | 5 | 1 | 4.35 | 0.01 | 0.07 |
| 4642 | 23 | 2 | 1 | 4.35 | 0.01 | 0.03 |
| 4350 | 46 | 7 | 2 | 4.35 | 0.03 | 0.09 |
| 4622 | 46 | 4 | 2 | 4.35 | 0.03 | 0.05 |
| 4047 | 138 | 16 | 6 | 4.35 | 0.08 | 0.21 |
| 4167 | 461 | 44 | 20 | 4.34 | 0.26 | 0.58 |
| 346 | 163 | 19 | 7 | 4.29 | 0.09 | 0.25 |
| 4470 | 6688 | 320 | 285 | 4.26 | 3.73 | 4.19 |
| 537 | 401 | 20 | 17 | 4.24 | 0.22 | 0.26 |
| 4165 | 286 | 30 | 12 | 4.20 | 0.16 | 0.39 |
| 888 | 3376 | 321 | 141 | 4.18 | 1.85 | 4.20 |
| 4311 | 24 | 1 | 1 | 4.17 | 0.01 | 0.01 |
| 4636 | 24 | 2 | 1 | 4.17 | 0.01 | 0.03 |
| 4468 | 48 | 8 | 2 | 4.17 | 0.03 | 0.10 |
| 4177 | 72 | 10 | 3 | 4.17 | 0.04 | 0.13 |
| 151 | 120 | 19 | 5 | 4.17 | 0.07 | 0.25 |
| 852 | 5229 | 428 | 217 | 4.15 | 2.84 | 5.60 |
| 4828 | 49 | 5 | 2 | 4.08 | 0.03 | 0.07 |
| 4172 | 173 | 18 | 7 | 4.05 | 0.09 | 0.24 |
| 41 | 99 | 33 | 4 | 4.04 | 0.05 | 0.43 |
| 1058 | 4089 | 544 | 165 | 4.04 | 2.16 | 7.12 |
| 4571 | 447 | 45 | 18 | 4.03 | 0.24 | 0.59 |
| 165 | 1268 | 101 | 51 | 4.02 | 0.67 | 1.32 |
| 889 | 3523 | 498 | 141 | 4.00 | 1.85 | 6.52 |
| 1237 | 304 | 34 | 12 | 3.95 | 0.16 | 0.45 |
| 4805 | 837 | 68 | 33 | 3.94 | 0.43 | 0.89 |
| 851 | 1092 | 147 | 43 | 3.94 | 0.56 | 1.92 |
| 502 | 127 | 16 | 5 | 3.94 | 0.07 | 0.21 |

| <u>Item</u> | <u>Number of Positive FCV</u> | <u>Number of Changes</u> | <u>Number of Imputations</u> | <u>Characteristic Nonresponse Rate (%)</u> | <u>Complete Nonresponse Rate (%)</u> | <u>Change Rate (%)</u> |
|-------------|-------------------------------|--------------------------|------------------------------|--|--------------------------------------|------------------------|
| 4441 | 51 | 3 | 2 | 3.92 | 0.03 | 0.04 |
| 436 | 26 | 8 | 1 | 3.85 | 0.01 | 0.10 |
| 528 | 26 | 3 | 1 | 3.85 | 0.01 | 0.04 |
| 4280 | 26 | 1 | 1 | 3.85 | 0.01 | 0.01 |
| 4310 | 26 | 1 | 1 | 3.85 | 0.01 | 0.01 |
| 4639 | 26 | 2 | 1 | 3.85 | 0.01 | 0.03 |
| 4302 | 52 | 5 | 2 | 3.85 | 0.03 | 0.07 |
| 4303 | 52 | 3 | 2 | 3.85 | 0.03 | 0.04 |
| 514 | 78 | 11 | 3 | 3.85 | 0.04 | 0.14 |
| 512 | 576 | 32 | 22 | 3.82 | 0.29 | 0.42 |
| 1224 | 3165 | 154 | 120 | 3.79 | 1.57 | 2.02 |
| 553 | 186 | 16 | 7 | 3.76 | 0.09 | 0.21 |
| 767 | 559 | 77 | 21 | 3.76 | 0.27 | 1.01 |
| 758 | 3786 | 698 | 142 | 3.75 | 1.86 | 9.14 |
| 1076 | 534 | 37 | 20 | 3.75 | 0.26 | 0.48 |
| 4374 | 508 | 31 | 19 | 3.74 | 0.25 | 0.41 |
| 419 | 107 | 26 | 4 | 3.74 | 0.05 | 0.34 |
| 4208 | 134 | 6 | 5 | 3.73 | 0.07 | 0.08 |
| 337 | 350 | 43 | 13 | 3.71 | 0.17 | 0.56 |
| 4812 | 431 | 20 | 16 | 3.71 | 0.21 | 0.26 |
| 361 | 81 | 8 | 3 | 3.70 | 0.04 | 0.10 |
| 504 | 324 | 39 | 12 | 3.70 | 0.16 | 0.51 |
| 300 | 6688 | 360 | 247 | 3.69 | 3.23 | 4.71 |
| 568 | 380 | 24 | 14 | 3.68 | 0.18 | 0.31 |
| 1036 | 109 | 72 | 4 | 3.67 | 0.05 | 0.94 |
| 4802 | 873 | 49 | 32 | 3.67 | 0.42 | 0.64 |
| 547 | 164 | 8 | 6 | 3.66 | 0.08 | 0.10 |
| 525 | 2801 | 208 | 102 | 3.64 | 1.34 | 2.72 |
| 22 | 165 | 26 | 6 | 3.64 | 0.08 | 0.34 |
| 4814 | 165 | 21 | 6 | 3.64 | 0.08 | 0.27 |
| 536 | 385 | 16 | 14 | 3.64 | 0.18 | 0.21 |
| 563 | 6688 | 349 | 242 | 3.62 | 3.17 | 4.57 |
| 3 | 83 | 20 | 3 | 3.61 | 0.04 | 0.26 |

| <u>Item</u> | <u>Number of Positive FCV</u> | <u>Number of Changes</u> | <u>Number of Imputations</u> | <u>Characteristic Nonresponse Rate (%)</u> | <u>Complete Nonresponse Rate (%)</u> | <u>Change Rate (%)</u> |
|-------------|-------------------------------|--------------------------|------------------------------|--|--------------------------------------|------------------------|
| 984 | 5525 | 892 | 198 | 3.58 | 2.59 | 11.68 |
| 1371 | 28 | 2 | 1 | 3.57 | 0.01 | 0.03 |
| 4182 | 28 | 4 | 1 | 3.57 | 0.01 | 0.05 |
| 4204 | 252 | 20 | 9 | 3.57 | 0.12 | 0.26 |
| 551 | 280 | 12 | 10 | 3.57 | 0.13 | 0.16 |
| 1009 | 1120 | 473 | 40 | 3.57 | 0.52 | 6.19 |
| 1245 | 6574 | 276 | 234 | 3.56 | 3.06 | 3.61 |
| 476 | 169 | 6 | 6 | 3.55 | 0.08 | 0.08 |
| 1071 | 2172 | 572 | 77 | 3.55 | 1.01 | 7.49 |
| 1226 | 4515 | 405 | 160 | 3.54 | 2.09 | 5.30 |
| 4473 | 85 | 13 | 3 | 3.53 | 0.04 | 0.17 |
| 4139 | 312 | 61 | 11 | 3.53 | 0.14 | 0.80 |
| 545 | 142 | 20 | 5 | 3.52 | 0.07 | 0.26 |
| 4250 | 57 | 4 | 2 | 3.51 | 0.03 | 0.05 |
| 307 | 1689 | 189 | 59 | 3.49 | 0.77 | 2.47 |
| 4428 | 6688 | 303 | 232 | 3.47 | 3.04 | 3.97 |
| 4037 | 173 | 24 | 6 | 3.47 | 0.08 | 0.31 |
| 262 | 466 | 26 | 16 | 3.43 | 0.21 | 0.34 |
| 791 | 1835 | 94 | 63 | 3.43 | 0.82 | 1.23 |
| 4048 | 59 | 6 | 2 | 3.39 | 0.03 | 0.08 |
| 220 | 207 | 13 | 7 | 3.38 | 0.09 | 0.17 |
| 405 | 949 | 111 | 32 | 3.37 | 0.42 | 1.45 |
| 4228 | 89 | 6 | 3 | 3.37 | 0.04 | 0.08 |
| 4353 | 89 | 6 | 3 | 3.37 | 0.04 | 0.08 |
| 951 | 4438 | 672 | 148 | 3.34 | 1.94 | 8.80 |
| 112 | 30 | 18 | 1 | 3.33 | 0.01 | 0.24 |
| 1358 | 30 | 3 | 1 | 3.33 | 0.01 | 0.04 |
| 4309 | 30 | 2 | 1 | 3.33 | 0.01 | 0.03 |
| 1248 | 6377 | 403 | 212 | 3.32 | 2.78 | 5.28 |
| 263 | 457 | 29 | 15 | 3.28 | 0.20 | 0.38 |
| 1223 | 6411 | 247 | 207 | 3.23 | 2.71 | 3.23 |
| 4570 | 31 | 1 | 1 | 3.23 | 0.01 | 0.01 |
| 1213 | 62 | 185 | 2 | 3.23 | 0.03 | 2.42 |

| <u>Item</u> | <u>Number of Positive FCV</u> | <u>Number of Changes</u> | <u>Number of Imputations</u> | <u>Characteristic Nonresponse Rate (%)</u> | <u>Complete Nonresponse Rate (%)</u> | <u>Change Rate (%)</u> |
|-------------|-------------------------------|--------------------------|------------------------------|--|--------------------------------------|------------------------|
| 4207 | 155 | 12 | 5 | 3.23 | 0.07 | 0.16 |
| 1018 | 465 | 234 | 15 | 3.23 | 0.20 | 3.06 |
| 1283 | 806 | 44 | 26 | 3.23 | 0.34 | 0.58 |
| 1239 | 280 | 30 | 9 | 3.21 | 0.12 | 0.39 |
| 352 | 156 | 17 | 5 | 3.21 | 0.07 | 0.22 |
| 4236 | 63 | 2 | 2 | 3.18 | 0.03 | 0.03 |
| 4822 | 378 | 26 | 12 | 3.18 | 0.16 | 0.34 |
| 1254 | 6642 | 253 | 210 | 3.16 | 2.75 | 3.31 |
| 597 | 2190 | 152 | 69 | 3.15 | 0.90 | 1.99 |
| 4491 | 2518 | 194 | 79 | 3.14 | 1.03 | 2.54 |
| 434 | 32 | 20 | 1 | 3.13 | 0.01 | 0.26 |
| 435 | 32 | 20 | 1 | 3.13 | 0.01 | 0.26 |
| 4210 | 32 | 3 | 1 | 3.13 | 0.01 | 0.04 |
| 4042 | 161 | 5 | 5 | 3.11 | 0.07 | 0.07 |
| 4201 | 452 | 27 | 14 | 3.10 | 0.18 | 0.35 |
| 1234 | 420 | 62 | 13 | 3.10 | 0.17 | 0.81 |
| 556 | 679 | 31 | 21 | 3.09 | 0.27 | 0.41 |
| 161 | 390 | 36 | 12 | 3.08 | 0.16 | 0.47 |
| 350 | 163 | 11 | 5 | 3.07 | 0.07 | 0.14 |
| 566 | 98 | 7 | 3 | 3.06 | 0.04 | 0.09 |
| 4821 | 262 | 20 | 8 | 3.05 | 0.10 | 0.26 |
| 596 | 3584 | 262 | 109 | 3.04 | 1.43 | 3.43 |
| 4130 | 2138 | 85 | 65 | 3.04 | 0.85 | 1.11 |
| 4146 | 33 | 3 | 1 | 3.03 | 0.01 | 0.04 |
| 121 | 430 | 20 | 13 | 3.02 | 0.17 | 0.26 |
| 1104 | 5575 | 522 | 168 | 3.01 | 2.20 | 6.83 |
| 4471 | 332 | 19 | 10 | 3.01 | 0.13 | 0.25 |
| 59 | 665 | 2207 | 20 | 3.01 | 0.26 | 28.90 |
| 4254 | 301 | 17 | 9 | 2.99 | 0.12 | 0.22 |
| 1073 | 169 | 496 | 5 | 2.96 | 0.07 | 6.49 |
| 960 | 5724 | 341 | 169 | 2.95 | 2.21 | 4.46 |
| 518 | 305 | 20 | 9 | 2.95 | 0.12 | 0.26 |
| 1238 | 6101 | 403 | 180 | 2.95 | 2.36 | 5.28 |

| <u>Item</u> | <u>Number of Positive FCV</u> | <u>Number of Changes</u> | <u>Number of Imputations</u> | <u>Characteristic Nonresponse Rate (%)</u> | <u>Complete Nonresponse Rate (%)</u> | <u>Change Rate (%)</u> |
|-------------|-------------------------------|--------------------------|------------------------------|--|--------------------------------------|------------------------|
| 4627 | 34 | 2 | 1 | 2.94 | 0.01 | 0.03 |
| 4628 | 34 | 2 | 1 | 2.94 | 0.01 | 0.03 |
| 4235 | 68 | 2 | 2 | 2.94 | 0.03 | 0.03 |
| 4467 | 205 | 11 | 6 | 2.93 | 0.08 | 0.14 |
| 1080 | 6637 | 357 | 192 | 2.89 | 2.51 | 4.67 |
| 824 | 174 | 62 | 5 | 2.87 | 0.07 | 0.81 |
| 4123 | 35 | 5 | 1 | 2.86 | 0.01 | 0.07 |
| 4360 | 35 | 1 | 1 | 2.86 | 0.01 | 0.01 |
| 58 | 665 | 2262 | 19 | 2.86 | 0.25 | 29.62 |
| 404 | 948 | 95 | 27 | 2.85 | 0.35 | 1.24 |
| 4136 | 422 | 41 | 12 | 2.84 | 0.16 | 0.54 |
| 753 | 5733 | 228 | 163 | 2.84 | 2.13 | 2.99 |
| 1265 | 1200 | 102 | 34 | 2.83 | 0.45 | 1.34 |
| 4013 | 604 | 63 | 17 | 2.82 | 0.22 | 0.82 |
| 25 | 889 | 107 | 25 | 2.81 | 0.33 | 1.40 |
| 1249 | 6688 | 455 | 188 | 2.81 | 2.46 | 5.96 |
| 4811 | 107 | 17 | 3 | 2.80 | 0.04 | 0.22 |
| 159 | 1038 | 89 | 29 | 2.79 | 0.38 | 1.17 |
| 219 | 36 | 2 | 1 | 2.78 | 0.01 | 0.03 |
| 4203 | 180 | 9 | 5 | 2.78 | 0.07 | 0.12 |
| 562 | 396 | 52 | 11 | 2.78 | 0.14 | 0.68 |
| 9902 | 12080 | 398 | 335 | 2.77 | 4.39 | 5.21 |
| 1003 | 3257 | 177 | 90 | 2.76 | 1.18 | 2.32 |
| 4168 | 181 | 18 | 5 | 2.76 | 0.07 | 0.24 |
| 4463 | 73 | 7 | 2 | 2.74 | 0.03 | 0.09 |
| 301 | 1720 | 114 | 47 | 2.73 | 0.62 | 1.49 |
| 4466 | 258 | 14 | 7 | 2.71 | 0.09 | 0.18 |
| 270 | 774 | 120 | 21 | 2.71 | 0.27 | 1.57 |
| 532 | 74 | 8 | 2 | 2.70 | 0.03 | 0.10 |
| 4815 | 298 | 15 | 8 | 2.69 | 0.10 | 0.20 |
| 182 | 226 | 10 | 6 | 2.66 | 0.08 | 0.13 |
| 4333 | 2864 | 130 | 76 | 2.65 | 1.00 | 1.70 |
| 1040 | 1819 | 102 | 48 | 2.64 | 0.63 | 1.34 |

| <u>Item</u> | <u>Number of Positive FCV</u> | <u>Number of Changes</u> | <u>Number of Imputations</u> | <u>Characteristic Nonresponse Rate (%)</u> | <u>Complete Nonresponse Rate (%)</u> | <u>Change Rate (%)</u> |
|-------------|-------------------------------|--------------------------|------------------------------|--|--------------------------------------|------------------------|
| 4050 | 38 | 3 | 1 | 2.63 | 0.01 | 0.04 |
| 4244 | 38 | 4 | 1 | 2.63 | 0.01 | 0.05 |
| 4477 | 38 | 8 | 1 | 2.63 | 0.01 | 0.10 |
| 564 | 2307 | 97 | 60 | 2.60 | 0.79 | 1.27 |
| 4803 | 500 | 21 | 13 | 2.60 | 0.17 | 0.27 |
| 4173 | 77 | 13 | 2 | 2.60 | 0.03 | 0.17 |
| 316 | 816 | 47 | 21 | 2.57 | 0.27 | 0.62 |
| 825 | 350 | 52 | 9 | 2.57 | 0.12 | 0.68 |
| 4263 | 39 | 1 | 1 | 2.56 | 0.01 | 0.01 |
| 4161 | 274 | 44 | 7 | 2.56 | 0.09 | 0.58 |
| 260 | 3062 | 120 | 78 | 2.55 | 1.02 | 1.57 |
| 308 | 1338 | 88 | 34 | 2.54 | 0.45 | 1.15 |
| 4562 | 798 | 48 | 20 | 2.51 | 0.26 | 0.63 |
| 23 | 958 | 89 | 24 | 2.51 | 0.31 | 1.17 |
| 1356 | 40 | 2 | 1 | 2.50 | 0.01 | 0.03 |
| 4199 | 441 | 67 | 11 | 2.49 | 0.14 | 0.88 |
| 279 | 161 | 9 | 4 | 2.48 | 0.05 | 0.12 |
| 295 | 3101 | 146 | 77 | 2.48 | 1.01 | 1.91 |
| 549 | 121 | 6 | 3 | 2.48 | 0.04 | 0.08 |
| 4008 | 485 | 35 | 12 | 2.47 | 0.16 | 0.46 |
| 957 | 5747 | 302 | 142 | 2.47 | 1.86 | 3.95 |
| 365 | 81 | 4 | 2 | 2.47 | 0.03 | 0.05 |
| 280 | 163 | 13 | 4 | 2.45 | 0.05 | 0.17 |
| 306 | 1638 | 137 | 40 | 2.44 | 0.52 | 1.79 |
| 1354 | 41 | 4 | 1 | 2.44 | 0.01 | 0.05 |
| 1355 | 41 | 3 | 1 | 2.44 | 0.01 | 0.04 |
| 160 | 82 | 15 | 2 | 2.44 | 0.03 | 0.20 |
| 4206 | 82 | 8 | 2 | 2.44 | 0.03 | 0.10 |
| 4340 | 165 | 4 | 4 | 2.42 | 0.05 | 0.05 |
| 4341 | 124 | 3 | 3 | 2.42 | 0.04 | 0.04 |
| 4521 | 166 | 9 | 4 | 2.41 | 0.05 | 0.12 |
| 1233 | 457 | 63 | 11 | 2.41 | 0.14 | 0.82 |
| 4142 | 1525 | 79 | 36 | 2.36 | 0.47 | 1.03 |

| <u>Item</u> | <u>Number of Positive FCV</u> | <u>Number of Changes</u> | <u>Number of Imputations</u> | <u>Characteristic Nonresponse Rate (%)</u> | <u>Complete Nonresponse Rate (%)</u> | <u>Change Rate (%)</u> |
|-------------|-------------------------------|--------------------------|------------------------------|--|--------------------------------------|------------------------|
| 223 | 212 | 6 | 5 | 2.36 | 0.07 | 0.08 |
| 1021 | 982 | 40 | 23 | 2.34 | 0.30 | 0.52 |
| 296 | 258 | 28 | 6 | 2.33 | 0.08 | 0.37 |
| 4429 | 1387 | 42 | 32 | 2.31 | 0.42 | 0.55 |
| 47 | 6686 | 184 | 153 | 2.29 | 2.00 | 2.41 |
| 4565 | 6688 | 176 | 153 | 2.29 | 2.00 | 2.30 |
| 323 | 569 | 25 | 13 | 2.29 | 0.17 | 0.33 |
| 166 | 44 | 16 | 1 | 2.27 | 0.01 | 0.21 |
| 732 | 2334 | 100 | 53 | 2.27 | 0.69 | 1.31 |
| 1028 | 529 | 35 | 12 | 2.27 | 0.16 | 0.46 |
| 1077 | 530 | 28 | 12 | 2.26 | 0.16 | 0.37 |
| 462 | 3539 | 263 | 80 | 2.26 | 1.05 | 3.44 |
| 4807 | 177 | 13 | 4 | 2.26 | 0.05 | 0.17 |
| 1127 | 5535 | 325 | 125 | 2.26 | 1.64 | 4.26 |
| 943 | 133 | 10 | 3 | 2.26 | 0.04 | 0.13 |
| 1081 | 4037 | 358 | 91 | 2.25 | 1.19 | 4.69 |
| 4138 | 312 | 45 | 7 | 2.24 | 0.09 | 0.59 |
| 4411 | 135 | 7 | 3 | 2.22 | 0.04 | 0.09 |
| 264 | 451 | 20 | 10 | 2.22 | 0.13 | 0.26 |
| 1268 | 361 | 134 | 8 | 2.22 | 0.10 | 1.75 |
| 331 | 362 | 23 | 8 | 2.21 | 0.10 | 0.30 |
| 299 | 46 | 4 | 1 | 2.17 | 0.01 | 0.05 |
| 4242 | 46 | 2 | 1 | 2.17 | 0.01 | 0.03 |
| 4045 | 138 | 13 | 3 | 2.17 | 0.04 | 0.17 |
| 1030 | 507 | 27 | 11 | 2.17 | 0.14 | 0.35 |
| 856 | 416 | 61 | 9 | 2.16 | 0.12 | 0.80 |
| 1016 | 1804 | 95 | 39 | 2.16 | 0.51 | 1.24 |
| 4135 | 422 | 26 | 9 | 2.13 | 0.12 | 0.34 |
| 986 | 5585 | 286 | 119 | 2.13 | 1.56 | 3.74 |
| 4175 | 47 | 6 | 1 | 2.13 | 0.01 | 0.08 |
| 4247 | 47 | 2 | 1 | 2.13 | 0.01 | 0.03 |
| 797 | 189 | 23 | 4 | 2.12 | 0.05 | 0.30 |
| 4041 | 378 | 28 | 8 | 2.12 | 0.10 | 0.37 |

| <u>Item</u> | <u>Number of Positive FCV</u> | <u>Number of Changes</u> | <u>Number of Imputations</u> | <u>Characteristic Nonresponse Rate (%)</u> | <u>Complete Nonresponse Rate (%)</u> | <u>Change Rate (%)</u> |
|-------------|-------------------------------|--------------------------|------------------------------|--|--------------------------------------|------------------------|
| 535 | 142 | 48 | 3 | 2.11 | 0.04 | 0.63 |
| 4163 | 476 | 45 | 10 | 2.10 | 0.13 | 0.59 |
| 4143 | 143 | 9 | 3 | 2.10 | 0.04 | 0.12 |
| 215 | 239 | 23 | 5 | 2.09 | 0.07 | 0.30 |
| 4255 | 287 | 17 | 6 | 2.09 | 0.08 | 0.22 |
| 1034 | 526 | 27 | 11 | 2.09 | 0.14 | 0.35 |
| 4449 | 48 | 25 | 1 | 2.08 | 0.01 | 0.33 |
| 4023 | 963 | 27 | 20 | 2.08 | 0.26 | 0.35 |
| 1012 | 1781 | 80 | 37 | 2.08 | 0.48 | 1.05 |
| 4226 | 97 | 4 | 2 | 2.06 | 0.03 | 0.05 |
| 4053 | 49 | 4 | 1 | 2.04 | 0.01 | 0.05 |
| 4262 | 49 | 7 | 1 | 2.04 | 0.01 | 0.09 |
| 4482 | 49 | 9 | 1 | 2.04 | 0.01 | 0.12 |
| 963 | 5744 | 272 | 117 | 2.04 | 1.53 | 3.56 |
| 4331 | 2135 | 66 | 43 | 2.01 | 0.56 | 0.86 |
| 799 | 1197 | 35 | 24 | 2.01 | 0.31 | 0.46 |
| 4415 | 50 | 3 | 1 | 2.00 | 0.01 | 0.04 |
| 4567 | 952 | 69 | 19 | 2.00 | 0.25 | 0.90 |
| 4329 | 6688 | 183 | 133 | 1.99 | 1.74 | 2.40 |
| 351 | 151 | 12 | 3 | 1.99 | 0.04 | 0.16 |
| 167 | 304 | 29 | 6 | 1.97 | 0.08 | 0.38 |
| 4551 | 6688 | 362 | 132 | 1.97 | 1.73 | 4.74 |
| 4804 | 963 | 57 | 19 | 1.97 | 0.25 | 0.75 |
| 1043 | 1015 | 53 | 20 | 1.97 | 0.26 | 0.69 |
| 1101 | 5648 | 267 | 111 | 1.97 | 1.45 | 3.50 |
| 273 | 51 | 1 | 1 | 1.96 | 0.01 | 0.01 |
| 974 | 613 | 657 | 12 | 1.96 | 0.16 | 8.60 |
| 163 | 256 | 53 | 5 | 1.95 | 0.07 | 0.69 |
| 989 | 5627 | 272 | 109 | 1.94 | 1.43 | 3.56 |
| 4409 | 155 | 5 | 3 | 1.94 | 0.04 | 0.07 |
| 4465 | 52 | 5 | 1 | 1.92 | 0.01 | 0.07 |
| 1263 | 3235 | 97 | 62 | 1.92 | 0.81 | 1.27 |
| 1038 | 3328 | 193 | 63 | 1.89 | 0.82 | 2.53 |

| <u>Item</u> | <u>Number of Positive FCV</u> | <u>Number of Changes</u> | <u>Number of Imputations</u> | <u>Characteristic Nonresponse Rate (%)</u> | <u>Complete Nonresponse Rate (%)</u> | <u>Change Rate (%)</u> |
|-------------|-------------------------------|--------------------------|------------------------------|--|--------------------------------------|------------------------|
| 4548 | 794 | 47 | 15 | 1.89 | 0.20 | 0.62 |
| 1041 | 1801 | 81 | 34 | 1.89 | 0.45 | 1.06 |
| 993 | 5666 | 261 | 107 | 1.89 | 1.40 | 3.42 |
| 1044 | 1012 | 43 | 19 | 1.88 | 0.25 | 0.56 |
| 139 | 107 | 15 | 2 | 1.87 | 0.03 | 0.20 |
| 26 | 6688 | 334 | 125 | 1.87 | 1.64 | 4.37 |
| 978 | 5711 | 256 | 106 | 1.86 | 1.39 | 3.35 |
| 985 | 5557 | 291 | 103 | 1.85 | 1.35 | 3.81 |
| 4200 | 324 | 48 | 6 | 1.85 | 0.08 | 0.63 |
| 660 | 379 | 12 | 7 | 1.85 | 0.09 | 0.16 |
| 277 | 163 | 11 | 3 | 1.84 | 0.04 | 0.14 |
| 4566 | 6688 | 144 | 123 | 1.84 | 1.61 | 1.89 |
| 319 | 816 | 45 | 15 | 1.84 | 0.20 | 0.59 |
| 4512 | 872 | 146 | 16 | 1.84 | 0.21 | 1.91 |
| 560 | 165 | 9 | 3 | 1.82 | 0.04 | 0.12 |
| 552 | 885 | 30 | 16 | 1.81 | 0.21 | 0.39 |
| 1253 | 6649 | 161 | 120 | 1.81 | 1.57 | 2.11 |
| 612 | 4729 | 153 | 85 | 1.80 | 1.11 | 2.00 |
| 111 | 837 | 77 | 15 | 1.79 | 0.20 | 1.01 |
| 4384 | 56 | 6 | 1 | 1.79 | 0.01 | 0.08 |
| 1025 | 1011 | 42 | 18 | 1.78 | 0.24 | 0.55 |
| 510 | 458 | 79 | 8 | 1.75 | 0.10 | 1.03 |
| 305 | 1720 | 81 | 30 | 1.74 | 0.39 | 1.06 |
| 821 | 803 | 18 | 14 | 1.74 | 0.18 | 0.24 |
| 201 | 230 | 6 | 4 | 1.74 | 0.05 | 0.08 |
| 639 | 1156 | 30 | 20 | 1.73 | 0.26 | 0.39 |
| 4437 | 232 | 7 | 4 | 1.72 | 0.05 | 0.09 |
| 1007 | 3310 | 183 | 57 | 1.72 | 0.75 | 2.40 |
| 983 | 5581 | 259 | 96 | 1.72 | 1.26 | 3.39 |
| 511 | 2807 | 116 | 48 | 1.71 | 0.63 | 1.52 |
| 259 | 762 | 32 | 13 | 1.71 | 0.17 | 0.42 |
| 1008 | 3178 | 376 | 54 | 1.70 | 0.71 | 4.92 |
| 338 | 236 | 12 | 4 | 1.70 | 0.05 | 0.16 |

| <u>Item</u> | <u>Number of Positive FCV</u> | <u>Number of Changes</u> | <u>Number of Imputations</u> | <u>Characteristic Nonresponse Rate (%)</u> | <u>Complete Nonresponse Rate (%)</u> | <u>Change Rate (%)</u> |
|-------------|-------------------------------|--------------------------|------------------------------|--|--------------------------------------|------------------------|
| 4145 | 356 | 27 | 6 | 1.69 | 0.08 | 0.35 |
| 1019 | 1010 | 54 | 17 | 1.68 | 0.22 | 0.71 |
| 4335 | 2499 | 68 | 42 | 1.68 | 0.55 | 0.89 |
| 1246 | 6562 | 217 | 110 | 1.68 | 1.44 | 2.84 |
| 1026 | 964 | 116 | 16 | 1.66 | 0.21 | 1.52 |
| 966 | 5493 | 252 | 91 | 1.66 | 1.19 | 3.30 |
| 4554 | 793 | 31 | 13 | 1.64 | 0.17 | 0.41 |
| 4001 | 734 | 45 | 12 | 1.64 | 0.16 | 0.59 |
| 4547 | 799 | 31 | 13 | 1.63 | 0.17 | 0.41 |
| 4823 | 62 | 5 | 1 | 1.61 | 0.01 | 0.07 |
| 1010 | 1811 | 91 | 29 | 1.60 | 0.38 | 1.19 |
| 554 | 2130 | 38 | 34 | 1.60 | 0.45 | 0.50 |
| 257 | 627 | 20 | 10 | 1.60 | 0.13 | 0.26 |
| 4039 | 378 | 22 | 6 | 1.59 | 0.08 | 0.29 |
| 4040 | 378 | 10 | 6 | 1.59 | 0.08 | 0.13 |
| 4810 | 1583 | 32 | 25 | 1.58 | 0.33 | 0.42 |
| 1102 | 5579 | 245 | 88 | 1.58 | 1.15 | 3.21 |
| 4342 | 191 | 3 | 3 | 1.57 | 0.04 | 0.04 |
| 4035 | 955 | 64 | 15 | 1.57 | 0.20 | 0.84 |
| 4819 | 955 | 41 | 15 | 1.57 | 0.20 | 0.54 |
| 1267 | 1465 | 157 | 23 | 1.57 | 0.30 | 2.06 |
| 4019 | 319 | 13 | 5 | 1.57 | 0.07 | 0.17 |
| 988 | 5513 | 491 | 86 | 1.56 | 1.13 | 6.43 |
| 607 | 387 | 11 | 6 | 1.55 | 0.08 | 0.14 |
| 798 | 653 | 98 | 10 | 1.53 | 0.13 | 1.28 |
| 321 | 787 | 49 | 12 | 1.53 | 0.16 | 0.64 |
| 4492 | 2892 | 151 | 44 | 1.52 | 0.58 | 1.98 |
| 4813 | 1054 | 25 | 16 | 1.52 | 0.21 | 0.33 |
| 107 | 873 | 61 | 13 | 1.49 | 0.17 | 0.80 |
| 1201 | 3225 | 570 | 48 | 1.49 | 0.63 | 7.46 |
| 4007 | 5258 | 318 | 77 | 1.46 | 1.01 | 4.16 |
| 4046 | 138 | 8 | 2 | 1.45 | 0.03 | 0.10 |
| 4825 | 138 | 7 | 2 | 1.45 | 0.03 | 0.09 |

| <u>Item</u> | <u>Number of Positive FCV</u> | <u>Number of Changes</u> | <u>Number of Imputations</u> | <u>Characteristic Nonresponse Rate (%)</u> | <u>Complete Nonresponse Rate (%)</u> | <u>Change Rate (%)</u> |
|-------------|-------------------------------|--------------------------|------------------------------|--|--------------------------------------|------------------------|
| 524 | 1111 | 33 | 16 | 1.44 | 0.21 | 0.43 |
| 4339 | 209 | 7 | 3 | 1.44 | 0.04 | 0.09 |
| 400 | 6688 | 193 | 96 | 1.44 | 1.26 | 2.53 |
| 1017 | 1743 | 185 | 25 | 1.43 | 0.33 | 2.42 |
| 9903 | 11386 | 397 | 163 | 1.43 | 2.13 | 5.20 |
| 4021 | 2028 | 40 | 29 | 1.43 | 0.38 | 0.52 |
| 885 | 981 | 37 | 14 | 1.43 | 0.18 | 0.48 |
| 750 | 1053 | 29 | 15 | 1.43 | 0.20 | 0.38 |
| 521 | 1124 | 38 | 16 | 1.42 | 0.21 | 0.50 |
| 4144 | 356 | 24 | 5 | 1.40 | 0.07 | 0.31 |
| 998 | 5660 | 238 | 79 | 1.40 | 1.03 | 3.12 |
| 140 | 431 | 17 | 6 | 1.39 | 0.08 | 0.22 |
| 4373 | 433 | 16 | 6 | 1.39 | 0.08 | 0.21 |
| 335 | 362 | 13 | 5 | 1.38 | 0.07 | 0.17 |
| 4546 | 798 | 39 | 11 | 1.38 | 0.14 | 0.51 |
| 987 | 5461 | 240 | 75 | 1.37 | 0.98 | 3.14 |
| 4460 | 146 | 3 | 2 | 1.37 | 0.03 | 0.04 |
| 810 | 877 | 78 | 12 | 1.37 | 0.16 | 1.02 |
| 4553 | 3152 | 99 | 43 | 1.36 | 0.56 | 1.30 |
| 367 | 74 | 5 | 1 | 1.35 | 0.01 | 0.07 |
| 320 | 816 | 37 | 11 | 1.35 | 0.14 | 0.48 |
| 271 | 6314 | 105 | 85 | 1.35 | 1.11 | 1.37 |
| 4480 | 150 | 6 | 2 | 1.33 | 0.03 | 0.08 |
| 4404 | 6688 | 108 | 89 | 1.33 | 1.17 | 1.41 |
| 1001 | 3319 | 167 | 44 | 1.33 | 0.58 | 2.19 |
| 1072 | 456 | 534 | 6 | 1.32 | 0.08 | 6.99 |
| 1013 | 1826 | 132 | 24 | 1.31 | 0.31 | 1.73 |
| 523 | 610 | 23 | 8 | 1.31 | 0.10 | 0.30 |
| 4141 | 1525 | 45 | 20 | 1.31 | 0.26 | 0.59 |
| 976 | 1300 | 136 | 17 | 1.31 | 0.22 | 1.78 |
| 258 | 768 | 27 | 10 | 1.30 | 0.13 | 0.35 |
| 1200 | 6688 | 212 | 87 | 1.30 | 1.14 | 2.78 |
| 747 | 1323 | 28 | 17 | 1.29 | 0.22 | 0.37 |

| <u>Item</u> | <u>Number of Positive FCV</u> | <u>Number of Changes</u> | <u>Number of Imputations</u> | <u>Characteristic Nonresponse Rate (%)</u> | <u>Complete Nonresponse Rate (%)</u> | <u>Change Rate (%)</u> |
|-------------|-------------------------------|--------------------------|------------------------------|--|--------------------------------------|------------------------|
| 304 | 1720 | 112 | 22 | 1.28 | 0.29 | 1.47 |
| 4549 | 783 | 32 | 10 | 1.28 | 0.13 | 0.42 |
| 4036 | 392 | 13 | 5 | 1.28 | 0.07 | 0.17 |
| 1059 | 3308 | 169 | 42 | 1.27 | 0.55 | 2.21 |
| 4408 | 158 | 9 | 2 | 1.27 | 0.03 | 0.12 |
| 813 | 317 | 26 | 4 | 1.26 | 0.05 | 0.34 |
| 96 | 6690 | 111 | 84 | 1.26 | 1.10 | 1.45 |
| 110 | 963 | 76 | 12 | 1.25 | 0.16 | 1.00 |
| 606 | 4612 | 116 | 57 | 1.24 | 0.75 | 1.52 |
| 364 | 81 | 3 | 1 | 1.24 | 0.01 | 0.04 |
| 349 | 163 | 9 | 2 | 1.23 | 0.03 | 0.12 |
| 875 | 897 | 35 | 11 | 1.23 | 0.14 | 0.46 |
| 953 | 5221 | 244 | 64 | 1.23 | 0.84 | 3.19 |
| 954 | 5257 | 246 | 64 | 1.22 | 0.84 | 3.22 |
| 4015 | 5426 | 292 | 66 | 1.22 | 0.86 | 3.82 |
| 1115 | 5547 | 227 | 67 | 1.21 | 0.88 | 2.97 |
| 5 | 7035 | 177 | 85 | 1.21 | 1.11 | 2.32 |
| 4024 | 249 | 5 | 3 | 1.21 | 0.04 | 0.07 |
| 108 | 500 | 33 | 6 | 1.20 | 0.08 | 0.43 |
| 4018 | 1925 | 66 | 23 | 1.20 | 0.30 | 0.86 |
| 4140 | 84 | 21 | 1 | 1.19 | 0.01 | 0.27 |
| 4542 | 3212 | 89 | 38 | 1.18 | 0.50 | 1.17 |
| 1262 | 3174 | 104 | 37 | 1.17 | 0.48 | 1.36 |
| 4824 | 86 | 6 | 1 | 1.16 | 0.01 | 0.08 |
| 4344 | 258 | 7 | 3 | 1.16 | 0.04 | 0.09 |
| 4009 | 344 | 19 | 4 | 1.16 | 0.05 | 0.25 |
| 4550 | 775 | 42 | 9 | 1.16 | 0.12 | 0.55 |
| 4034 | 955 | 39 | 11 | 1.15 | 0.14 | 0.51 |
| 969 | 5473 | 224 | 63 | 1.15 | 0.82 | 2.93 |
| 4129 | 6688 | 134 | 77 | 1.15 | 1.01 | 1.75 |
| 782 | 1566 | 58 | 18 | 1.15 | 0.24 | 0.76 |
| 1208 | 3222 | 99 | 37 | 1.15 | 0.48 | 1.30 |
| 803 | 349 | 7 | 4 | 1.15 | 0.05 | 0.09 |

| <u>Item</u> | <u>Number of Positive FCV</u> | <u>Number of Changes</u> | <u>Number of Imputations</u> | <u>Characteristic Nonresponse Rate (%)</u> | <u>Complete Nonresponse Rate (%)</u> | <u>Change Rate (%)</u> |
|-------------|-------------------------------|--------------------------|------------------------------|--|--------------------------------------|------------------------|
| 97 | 5498 | 342 | 63 | 1.15 | 0.82 | 4.48 |
| 4038 | 262 | 13 | 3 | 1.15 | 0.04 | 0.17 |
| 4029 | 1054 | 18 | 12 | 1.14 | 0.16 | 0.24 |
| 4801 | 2028 | 44 | 23 | 1.13 | 0.30 | 0.58 |
| 4431 | 265 | 8 | 3 | 1.13 | 0.04 | 0.10 |
| 150 | 177 | 31 | 2 | 1.13 | 0.03 | 0.41 |
| 4025 | 177 | 6 | 2 | 1.13 | 0.03 | 0.08 |
| 1029 | 534 | 24 | 6 | 1.12 | 0.08 | 0.31 |
| 4 | 7036 | 141 | 79 | 1.12 | 1.03 | 1.85 |
| 4334 | 1604 | 29 | 18 | 1.12 | 0.24 | 0.38 |
| 4479 | 6688 | 115 | 75 | 1.12 | 0.98 | 1.51 |
| 1281 | 714 | 44 | 8 | 1.12 | 0.10 | 0.58 |
| 4011 | 3157 | 206 | 35 | 1.11 | 0.46 | 2.70 |
| 705 | 544 | 15 | 6 | 1.10 | 0.08 | 0.20 |
| 4227 | 91 | 4 | 1 | 1.10 | 0.01 | 0.05 |
| 4352 | 91 | 3 | 1 | 1.10 | 0.01 | 0.04 |
| 651 | 548 | 11 | 6 | 1.10 | 0.08 | 0.14 |
| 21 | 3255 | 124 | 35 | 1.08 | 0.46 | 1.62 |
| 4027 | 1583 | 24 | 17 | 1.07 | 0.22 | 0.31 |
| 981 | 4206 | 213 | 45 | 1.07 | 0.59 | 2.79 |
| 4541 | 3206 | 81 | 34 | 1.06 | 0.45 | 1.06 |
| 4258 | 95 | 4 | 1 | 1.05 | 0.01 | 0.05 |
| 4033 | 955 | 60 | 10 | 1.05 | 0.13 | 0.79 |
| 4461 | 96 | 1 | 1 | 1.04 | 0.01 | 0.01 |
| 1220 | 3185 | 63 | 33 | 1.04 | 0.43 | 0.82 |
| 729 | 5700 | 178 | 59 | 1.04 | 0.77 | 2.33 |
| 1269 | 3192 | 548 | 33 | 1.03 | 0.43 | 7.17 |
| 4131 | 6688 | 134 | 69 | 1.03 | 0.90 | 1.75 |
| 4569 | 1569 | 44 | 16 | 1.02 | 0.21 | 0.58 |
| 4458 | 1081 | 19 | 11 | 1.02 | 0.14 | 0.25 |
| 156 | 298 | 9 | 3 | 1.01 | 0.04 | 0.12 |
| 158 | 1306 | 78 | 13 | 1.00 | 0.17 | 1.02 |
| 526 | 101 | 5 | 1 | 0.99 | 0.01 | 0.07 |

| <u>Item</u> | <u>Number of Positive FCV</u> | <u>Number of Changes</u> | <u>Number of Imputations</u> | <u>Characteristic Nonresponse Rate (%)</u> | <u>Complete Nonresponse Rate (%)</u> | <u>Change Rate (%)</u> |
|-------------|-------------------------------|--------------------------|------------------------------|--|--------------------------------------|------------------------|
| 1005 | 3138 | 282 | 31 | 0.99 | 0.41 | 3.69 |
| 600 | 4187 | 80 | 41 | 0.98 | 0.54 | 1.05 |
| 4537 | 2354 | 57 | 23 | 0.98 | 0.30 | 0.75 |
| 636 | 3610 | 110 | 35 | 0.97 | 0.46 | 1.44 |
| 982 | 5516 | 213 | 53 | 0.96 | 0.69 | 2.79 |
| 574 | 418 | 71 | 4 | 0.96 | 0.05 | 0.93 |
| 1004 | 3349 | 262 | 32 | 0.96 | 0.42 | 3.43 |
| 642 | 3350 | 71 | 32 | 0.96 | 0.42 | 0.93 |
| 1075 | 105 | 93 | 1 | 0.95 | 0.01 | 1.22 |
| 4464 | 211 | 6 | 2 | 0.95 | 0.03 | 0.08 |
| 1074 | 317 | 169 | 3 | 0.95 | 0.04 | 2.21 |
| 261 | 3187 | 104 | 30 | 0.94 | 0.39 | 1.36 |
| 1260 | 3195 | 81 | 30 | 0.94 | 0.39 | 1.06 |
| 4337 | 533 | 92 | 5 | 0.94 | 0.07 | 1.20 |
| 1031 | 534 | 31 | 5 | 0.94 | 0.07 | 0.41 |
| 4561 | 645 | 32 | 6 | 0.93 | 0.08 | 0.42 |
| 1264 | 972 | 83 | 9 | 0.93 | 0.12 | 1.09 |
| 217 | 327 | 9 | 3 | 0.92 | 0.04 | 0.12 |
| 98 | 12137 | 195 | 111 | 0.92 | 1.45 | 2.55 |
| 100 | 12137 | 205 | 109 | 0.90 | 1.43 | 2.68 |
| 1282 | 782 | 44 | 7 | 0.90 | 0.09 | 0.58 |
| 4560 | 786 | 34 | 7 | 0.89 | 0.09 | 0.45 |
| 804 | 3594 | 74 | 32 | 0.89 | 0.42 | 0.97 |
| 4543 | 3167 | 59 | 28 | 0.88 | 0.37 | 0.77 |
| 1020 | 1019 | 30 | 9 | 0.88 | 0.12 | 0.39 |
| 4332 | 2959 | 63 | 26 | 0.88 | 0.34 | 0.82 |
| 353 | 114 | 6 | 1 | 0.88 | 0.01 | 0.08 |
| 599 | 1368 | 304 | 12 | 0.88 | 0.16 | 3.98 |
| 1261 | 2970 | 102 | 26 | 0.88 | 0.34 | 1.34 |
| 336 | 345 | 18 | 3 | 0.87 | 0.04 | 0.24 |
| 1002 | 3293 | 110 | 28 | 0.85 | 0.37 | 1.44 |
| 508 | 236 | 9 | 2 | 0.85 | 0.03 | 0.12 |
| 1114 | 5200 | 215 | 44 | 0.85 | 0.58 | 2.81 |

| <u>Item</u> | <u>Number of Positive FCV</u> | <u>Number of Changes</u> | <u>Number of Imputations</u> | <u>Characteristic Nonresponse Rate (%)</u> | <u>Complete Nonresponse Rate (%)</u> | <u>Change Rate (%)</u> |
|-------------|-------------------------------|--------------------------|------------------------------|--|--------------------------------------|------------------------|
| 4539 | 6536 | 94 | 55 | 0.84 | 0.72 | 1.23 |
| 1023 | 952 | 84 | 8 | 0.84 | 0.10 | 1.10 |
| 20 | 6002 | 178 | 50 | 0.83 | 0.65 | 2.33 |
| 334 | 362 | 16 | 3 | 0.83 | 0.04 | 0.21 |
| 4511 | 4102 | 316 | 34 | 0.83 | 0.45 | 4.14 |
| 1011 | 1822 | 54 | 15 | 0.82 | 0.20 | 0.71 |
| 2 | 980 | 108 | 8 | 0.82 | 0.10 | 1.41 |
| 618 | 1357 | 29 | 11 | 0.81 | 0.14 | 0.38 |
| 1014 | 1727 | 149 | 14 | 0.81 | 0.18 | 1.95 |
| 4552 | 1500 | 70 | 12 | 0.80 | 0.16 | 0.92 |
| 4343 | 6688 | 88 | 53 | 0.79 | 0.69 | 1.15 |
| 546 | 1011 | 13 | 8 | 0.79 | 0.10 | 0.17 |
| 1035 | 509 | 56 | 4 | 0.79 | 0.05 | 0.73 |
| 550 | 649 | 6 | 5 | 0.77 | 0.07 | 0.08 |
| 4256 | 260 | 12 | 2 | 0.77 | 0.03 | 0.16 |
| 1006 | 3263 | 271 | 25 | 0.77 | 0.33 | 3.55 |
| 4481 | 131 | 25 | 1 | 0.76 | 0.01 | 0.33 |
| 214 | 132 | 6 | 1 | 0.76 | 0.01 | 0.08 |
| 696 | 806 | 12 | 6 | 0.74 | 0.08 | 0.16 |
| 4134 | 407 | 13 | 3 | 0.74 | 0.04 | 0.17 |
| 1266 | 1089 | 119 | 8 | 0.74 | 0.10 | 1.56 |
| 822 | 2047 | 26 | 15 | 0.73 | 0.20 | 0.34 |
| 1015 | 1775 | 117 | 13 | 0.73 | 0.17 | 1.53 |
| 1289 | 3191 | 538 | 23 | 0.72 | 0.30 | 7.04 |
| 702 | 4657 | 72 | 33 | 0.71 | 0.43 | 0.94 |
| 818 | 1564 | 29 | 11 | 0.70 | 0.14 | 0.38 |
| 1219 | 6546 | 71 | 46 | 0.70 | 0.60 | 0.93 |
| 4198 | 6688 | 80 | 47 | 0.70 | 0.62 | 1.05 |
| 4544 | 3153 | 96 | 22 | 0.70 | 0.29 | 1.26 |
| 4016 | 6661 | 263 | 46 | 0.69 | 0.60 | 3.44 |
| 714 | 3831 | 51 | 26 | 0.68 | 0.34 | 0.67 |
| 4012 | 885 | 31 | 6 | 0.68 | 0.08 | 0.41 |
| 4372 | 148 | 8 | 1 | 0.68 | 0.01 | 0.10 |

| <u>Item</u> | <u>Number of Positive FCV</u> | <u>Number of Changes</u> | <u>Number of Imputations</u> | <u>Characteristic Nonresponse Rate (%)</u> | <u>Complete Nonresponse Rate (%)</u> | <u>Change Rate (%)</u> |
|-------------|-------------------------------|--------------------------|------------------------------|--|--------------------------------------|------------------------|
| 4563 | 5875 | 225 | 39 | 0.66 | 0.51 | 2.95 |
| 4486 | 6688 | 72 | 44 | 0.66 | 0.58 | 0.94 |
| 1209 | 3195 | 551 | 21 | 0.66 | 0.27 | 7.21 |
| 675 | 5478 | 64 | 36 | 0.66 | 0.47 | 0.84 |
| 613 | 305 | 4 | 2 | 0.66 | 0.03 | 0.05 |
| 4459 | 1385 | 24 | 9 | 0.65 | 0.12 | 0.31 |
| 890 | 2308 | 96 | 15 | 0.65 | 0.20 | 1.26 |
| 4516 | 466 | 13 | 3 | 0.64 | 0.04 | 0.17 |
| 4150 | 6688 | 83 | 43 | 0.64 | 0.56 | 1.09 |
| 9910 | 11620 | 326 | 74 | 0.64 | 0.97 | 4.27 |
| 138 | 1583 | 56 | 10 | 0.63 | 0.13 | 0.73 |
| 4014 | 1902 | 72 | 12 | 0.63 | 0.16 | 0.94 |
| 109 | 963 | 22 | 6 | 0.62 | 0.08 | 0.29 |
| 4336 | 482 | 30 | 3 | 0.62 | 0.04 | 0.39 |
| 807 | 1609 | 30 | 10 | 0.62 | 0.13 | 0.39 |
| 648 | 4879 | 58 | 30 | 0.62 | 0.39 | 0.76 |
| 816 | 328 | 68 | 2 | 0.61 | 0.03 | 0.89 |
| 1243 | 6555 | 69 | 40 | 0.61 | 0.52 | 0.90 |
| 155 | 165 | 17 | 1 | 0.61 | 0.01 | 0.22 |
| 800 | 996 | 15 | 6 | 0.60 | 0.08 | 0.20 |
| 1032 | 506 | 50 | 3 | 0.59 | 0.04 | 0.65 |
| 823 | 698 | 10 | 4 | 0.57 | 0.05 | 0.13 |
| 4270 | 6688 | 68 | 38 | 0.57 | 0.50 | 0.89 |
| 149 | 177 | 6 | 1 | 0.57 | 0.01 | 0.08 |
| 939 | 5592 | 176 | 31 | 0.55 | 0.41 | 2.30 |
| 645 | 5647 | 74 | 31 | 0.55 | 0.41 | 0.97 |
| 657 | 5144 | 54 | 28 | 0.54 | 0.37 | 0.71 |
| 1113 | 5544 | 199 | 30 | 0.54 | 0.39 | 2.61 |
| 4338 | 6688 | 61 | 36 | 0.54 | 0.47 | 0.80 |
| 4371 | 6688 | 70 | 36 | 0.54 | 0.47 | 0.92 |
| 1227 | 6520 | 148 | 35 | 0.54 | 0.46 | 1.94 |
| 4494 | 5706 | 44 | 30 | 0.53 | 0.39 | 0.58 |
| 1258 | 6665 | 64 | 35 | 0.53 | 0.46 | 0.84 |

| <u>Item</u> | <u>Number of Positive FCV</u> | <u>Number of Changes</u> | <u>Number of Imputations</u> | <u>Characteristic Nonresponse Rate (%)</u> | <u>Complete Nonresponse Rate (%)</u> | <u>Change Rate (%)</u> |
|-------------|-------------------------------|--------------------------|------------------------------|--|--------------------------------------|------------------------|
| 4383 | 6688 | 65 | 35 | 0.52 | 0.46 | 0.85 |
| 1024 | 988 | 60 | 5 | 0.51 | 0.07 | 0.79 |
| 1259 | 6530 | 66 | 33 | 0.51 | 0.43 | 0.86 |
| 4538 | 6538 | 83 | 33 | 0.51 | 0.43 | 1.09 |
| 4330 | 2183 | 35 | 11 | 0.50 | 0.14 | 0.46 |
| 726 | 1001 | 87 | 5 | 0.50 | 0.07 | 1.14 |
| 1057 | 601 | 60 | 3 | 0.50 | 0.04 | 0.79 |
| 872 | 4689 | 40 | 23 | 0.49 | 0.30 | 0.52 |
| 4503 | 417 | 6 | 2 | 0.48 | 0.03 | 0.08 |
| 154 | 1054 | 49 | 5 | 0.47 | 0.07 | 0.64 |
| 4500 | 646 | 6 | 3 | 0.46 | 0.04 | 0.08 |
| 4496 | 4308 | 31 | 20 | 0.46 | 0.26 | 0.41 |
| 4523 | 435 | 21 | 2 | 0.46 | 0.03 | 0.27 |
| 157 | 1306 | 38 | 6 | 0.46 | 0.08 | 0.50 |
| 1256 | 6664 | 59 | 30 | 0.45 | 0.39 | 0.77 |
| 105 | 2028 | 39 | 9 | 0.44 | 0.12 | 0.51 |
| 106 | 2028 | 82 | 9 | 0.44 | 0.12 | 1.07 |
| 820 | 1354 | 15 | 6 | 0.44 | 0.08 | 0.20 |
| 708 | 5708 | 58 | 25 | 0.44 | 0.33 | 0.76 |
| 4022 | 463 | 16 | 2 | 0.43 | 0.03 | 0.21 |
| 4514 | 2547 | 115 | 11 | 0.43 | 0.14 | 1.51 |
| 1121 | 3733 | 418 | 16 | 0.43 | 0.21 | 5.47 |
| 4223 | 6688 | 56 | 28 | 0.42 | 0.37 | 0.73 |
| 1242 | 6480 | 78 | 27 | 0.42 | 0.35 | 1.02 |
| 801 | 5124 | 36 | 21 | 0.41 | 0.27 | 0.47 |
| 4501 | 2219 | 13 | 9 | 0.41 | 0.12 | 0.17 |
| 1122 | 3731 | 420 | 15 | 0.40 | 0.20 | 5.50 |
| 601 | 250 | 2 | 1 | 0.40 | 0.01 | 0.03 |
| 1022 | 1020 | 47 | 4 | 0.39 | 0.05 | 0.62 |
| 1255 | 6662 | 63 | 26 | 0.39 | 0.34 | 0.82 |
| 1206 | 3085 | 552 | 12 | 0.39 | 0.16 | 7.23 |
| 298 | 6688 | 60 | 26 | 0.39 | 0.34 | 0.79 |
| 4160 | 6688 | 66 | 26 | 0.39 | 0.34 | 0.86 |

| <u>Item</u> | <u>Number of Positive FCV</u> | <u>Number of Changes</u> | <u>Number of Imputations</u> | <u>Characteristic Nonresponse Rate (%)</u> | <u>Complete Nonresponse Rate (%)</u> | <u>Change Rate (%)</u> |
|-------------|-------------------------------|--------------------------|------------------------------|--|--------------------------------------|------------------------|
| 1033 | 517 | 28 | 2 | 0.39 | 0.03 | 0.37 |
| 1257 | 6513 | 68 | 25 | 0.38 | 0.33 | 0.89 |
| 4690 | 262 | 4 | 1 | 0.38 | 0.01 | 0.05 |
| 1207 | 6546 | 88 | 25 | 0.38 | 0.33 | 1.15 |
| 4525 | 6629 | 49 | 25 | 0.38 | 0.33 | 0.64 |
| 1120 | 3739 | 420 | 14 | 0.37 | 0.18 | 5.50 |
| 1047 | 270 | 61 | 1 | 0.37 | 0.01 | 0.80 |
| 4497 | 3548 | 20 | 13 | 0.37 | 0.17 | 0.26 |
| 1046 | 274 | 49 | 1 | 0.37 | 0.01 | 0.64 |
| 4499 | 278 | 3 | 1 | 0.36 | 0.01 | 0.04 |
| 4000 | 852 | 3 | 3 | 0.35 | 0.04 | 0.04 |
| 4540 | 6471 | 116 | 22 | 0.34 | 0.29 | 1.52 |
| 4495 | 2417 | 12 | 8 | 0.33 | 0.10 | 0.16 |
| 4004 | 317 | 14 | 1 | 0.32 | 0.01 | 0.18 |
| 4517 | 969 | 27 | 3 | 0.31 | 0.04 | 0.35 |
| 4502 | 2903 | 28 | 9 | 0.31 | 0.12 | 0.37 |
| 4505 | 1325 | 10 | 4 | 0.30 | 0.05 | 0.13 |
| 4515 | 4063 | 230 | 12 | 0.30 | 0.16 | 3.01 |
| 4003 | 1381 | 52 | 4 | 0.29 | 0.05 | 0.68 |
| 4498 | 1875 | 7 | 5 | 0.27 | 0.07 | 0.09 |
| 39 | 2624 | 182 | 7 | 0.27 | 0.09 | 2.38 |
| 4504 | 1131 | 13 | 3 | 0.27 | 0.04 | 0.17 |
| 858 | 1884 | 22 | 5 | 0.27 | 0.07 | 0.29 |
| 137 | 1583 | 25 | 4 | 0.25 | 0.05 | 0.33 |
| 654 | 2554 | 16 | 6 | 0.24 | 0.08 | 0.21 |
| 4564 | 5184 | 126 | 12 | 0.23 | 0.16 | 1.65 |
| 1241 | 6212 | 156 | 13 | 0.21 | 0.17 | 2.04 |
| 153 | 1054 | 12 | 2 | 0.19 | 0.03 | 0.16 |
| 4518 | 530 | 9 | 1 | 0.19 | 0.01 | 0.12 |
| 4506 | 534 | 4 | 1 | 0.19 | 0.01 | 0.05 |
| 99 | 6626 | 44 | 12 | 0.18 | 0.16 | 0.58 |
| 1228 | 627 | 29 | 1 | 0.16 | 0.01 | 0.38 |
| 4509 | 641 | 7 | 1 | 0.16 | 0.01 | 0.09 |

| <u>Item</u> | <u>Number of Positive FCV</u> | <u>Number of Changes</u> | <u>Number of Imputations</u> | <u>Characteristic Nonresponse Rate (%)</u> | <u>Complete Nonresponse Rate (%)</u> | <u>Change Rate (%)</u> |
|-------------|-------------------------------|--------------------------|------------------------------|--|--------------------------------------|------------------------|
| 4513 | 1980 | 50 | 3 | 0.15 | 0.04 | 0.65 |
| 1236 | 5871 | 142 | 8 | 0.14 | 0.10 | 1.86 |
| 1250 | 6238 | 43 | 7 | 0.11 | 0.09 | 0.56 |
| 4527 | 6626 | 25 | 7 | 0.11 | 0.09 | 0.33 |
| 4526 | 6629 | 24 | 7 | 0.11 | 0.09 | 0.31 |
| 4528 | 6634 | 26 | 7 | 0.11 | 0.09 | 0.34 |
| 4519 | 6665 | 38 | 7 | 0.11 | 0.09 | 0.50 |
| 1251 | 5239 | 44 | 5 | 0.10 | 0.07 | 0.58 |
| 1252 | 6329 | 37 | 6 | 0.10 | 0.08 | 0.48 |
| 1230 | 1074 | 45 | 1 | 0.09 | 0.01 | 0.59 |
| 4534 | 6626 | 24 | 6 | 0.09 | 0.08 | 0.31 |
| 4529 | 6627 | 24 | 6 | 0.09 | 0.08 | 0.31 |
| 4002 | 6629 | 253 | 6 | 0.09 | 0.08 | 3.31 |
| 4531 | 6638 | 23 | 6 | 0.09 | 0.08 | 0.30 |
| 4532 | 6640 | 31 | 6 | 0.09 | 0.08 | 0.41 |
| 4535 | 6589 | 23 | 5 | 0.08 | 0.07 | 0.30 |
| 4530 | 6636 | 23 | 5 | 0.08 | 0.07 | 0.30 |
| 4536 | 6606 | 23 | 4 | 0.06 | 0.05 | 0.30 |
| 4533 | 6626 | 21 | 4 | 0.06 | 0.05 | 0.27 |
| 9901 | 12375 | 97 | 2 | 0.02 | 0.03 | 1.27 |
| 144 | 0 | 1 | 0 | 0.00 | 0.00 | 0.01 |
| 176 | 0 | 6 | 0 | 0.00 | 0.00 | 0.08 |
| 179 | 0 | 4 | 0 | 0.00 | 0.00 | 0.05 |
| 184 | 0 | 3 | 0 | 0.00 | 0.00 | 0.04 |
| 186 | 0 | 11 | 0 | 0.00 | 0.00 | 0.14 |
| 187 | 0 | 0 | 0 | 0.00 | 0.00 | 0.00 |
| 289 | 0 | 0 | 0 | 0.00 | 0.00 | 0.00 |
| 290 | 0 | 1 | 0 | 0.00 | 0.00 | 0.01 |
| 291 | 0 | 1 | 0 | 0.00 | 0.00 | 0.01 |
| 292 | 0 | 0 | 0 | 0.00 | 0.00 | 0.00 |
| 293 | 0 | 0 | 0 | 0.00 | 0.00 | 0.00 |
| 294 | 0 | 0 | 0 | 0.00 | 0.00 | 0.00 |
| 571 | 0 | 3 | 0 | 0.00 | 0.00 | 0.04 |

| <u>Item</u> | <u>Number of Positive FCV</u> | <u>Number of Changes</u> | <u>Number of Imputations</u> | <u>Characteristic Nonresponse Rate (%)</u> | <u>Complete Nonresponse Rate (%)</u> | <u>Change Rate (%)</u> |
|-------------|-------------------------------|--------------------------|------------------------------|--|--------------------------------------|------------------------|
| 575 | 0 | 2 | 0 | 0.00 | 0.00 | 0.03 |
| 628 | 0 | 1 | 0 | 0.00 | 0.00 | 0.01 |
| 631 | 0 | 0 | 0 | 0.00 | 0.00 | 0.00 |
| 635 | 0 | 0 | 0 | 0.00 | 0.00 | 0.00 |
| 661 | 0 | 0 | 0 | 0.00 | 0.00 | 0.00 |
| 664 | 0 | 0 | 0 | 0.00 | 0.00 | 0.00 |
| 698 | 0 | 0 | 0 | 0.00 | 0.00 | 0.00 |
| 706 | 0 | 0 | 0 | 0.00 | 0.00 | 0.00 |
| 717 | 0 | 0 | 0 | 0.00 | 0.00 | 0.00 |
| 734 | 0 | 0 | 0 | 0.00 | 0.00 | 0.00 |
| 765 | 0 | 1 | 0 | 0.00 | 0.00 | 0.01 |
| 766 | 0 | 2 | 0 | 0.00 | 0.00 | 0.03 |
| 768 | 0 | 0 | 0 | 0.00 | 0.00 | 0.00 |
| 769 | 0 | 1 | 0 | 0.00 | 0.00 | 0.01 |
| 771 | 0 | 1 | 0 | 0.00 | 0.00 | 0.01 |
| 772 | 0 | 0 | 0 | 0.00 | 0.00 | 0.00 |
| 945 | 0 | 0 | 0 | 0.00 | 0.00 | 0.00 |
| 1448 | 0 | 0 | 0 | 0.00 | 0.00 | 0.00 |
| 1463 | 0 | 0 | 0 | 0.00 | 0.00 | 0.00 |
| 1471 | 0 | 0 | 0 | 0.00 | 0.00 | 0.00 |
| 1474 | 0 | 0 | 0 | 0.00 | 0.00 | 0.00 |
| 1475 | 0 | 0 | 0 | 0.00 | 0.00 | 0.00 |
| 1476 | 0 | 0 | 0 | 0.00 | 0.00 | 0.00 |
| 1477 | 0 | 0 | 0 | 0.00 | 0.00 | 0.00 |
| 1478 | 0 | 0 | 0 | 0.00 | 0.00 | 0.00 |
| 1486 | 0 | 0 | 0 | 0.00 | 0.00 | 0.00 |
| 1489 | 0 | 0 | 0 | 0.00 | 0.00 | 0.00 |
| 1490 | 0 | 0 | 0 | 0.00 | 0.00 | 0.00 |
| 1491 | 0 | 0 | 0 | 0.00 | 0.00 | 0.00 |
| 1492 | 0 | 0 | 0 | 0.00 | 0.00 | 0.00 |
| 1493 | 0 | 0 | 0 | 0.00 | 0.00 | 0.00 |
| 4061 | 0 | 0 | 0 | 0.00 | 0.00 | 0.00 |
| 4067 | 0 | 1 | 0 | 0.00 | 0.00 | 0.01 |

| <u>Item</u> | <u>Number of Positive FCV</u> | <u>Number of Changes</u> | <u>Number of Imputations</u> | <u>Characteristic Nonresponse Rate (%)</u> | <u>Complete Nonresponse Rate (%)</u> | <u>Change Rate (%)</u> |
|-------------|-------------------------------|--------------------------|------------------------------|--|--------------------------------------|------------------------|
| 4073 | 0 | 0 | 0 | 0.00 | 0.00 | 0.00 |
| 4078 | 0 | 1 | 0 | 0.00 | 0.00 | 0.01 |
| 4079 | 0 | 0 | 0 | 0.00 | 0.00 | 0.00 |
| 4081 | 0 | 1 | 0 | 0.00 | 0.00 | 0.01 |
| 4082 | 0 | 1 | 0 | 0.00 | 0.00 | 0.01 |
| 4083 | 0 | 0 | 0 | 0.00 | 0.00 | 0.00 |
| 4084 | 0 | 0 | 0 | 0.00 | 0.00 | 0.00 |
| 4085 | 0 | 0 | 0 | 0.00 | 0.00 | 0.00 |
| 4086 | 0 | 0 | 0 | 0.00 | 0.00 | 0.00 |
| 4087 | 0 | 0 | 0 | 0.00 | 0.00 | 0.00 |
| 4088 | 0 | 0 | 0 | 0.00 | 0.00 | 0.00 |
| 4089 | 0 | 0 | 0 | 0.00 | 0.00 | 0.00 |
| 4090 | 0 | 0 | 0 | 0.00 | 0.00 | 0.00 |
| 4091 | 0 | 1 | 0 | 0.00 | 0.00 | 0.01 |
| 4092 | 0 | 0 | 0 | 0.00 | 0.00 | 0.00 |
| 4093 | 0 | 0 | 0 | 0.00 | 0.00 | 0.00 |
| 4094 | 0 | 1 | 0 | 0.00 | 0.00 | 0.01 |
| 4095 | 0 | 0 | 0 | 0.00 | 0.00 | 0.00 |
| 4096 | 0 | 0 | 0 | 0.00 | 0.00 | 0.00 |
| 4097 | 0 | 0 | 0 | 0.00 | 0.00 | 0.00 |
| 4098 | 0 | 2 | 0 | 0.00 | 0.00 | 0.03 |
| 4099 | 0 | 0 | 0 | 0.00 | 0.00 | 0.00 |
| 4100 | 0 | 4 | 0 | 0.00 | 0.00 | 0.05 |
| 4101 | 0 | 3 | 0 | 0.00 | 0.00 | 0.04 |
| 4102 | 0 | 0 | 0 | 0.00 | 0.00 | 0.00 |
| 4103 | 0 | 2 | 0 | 0.00 | 0.00 | 0.03 |
| 4104 | 0 | 1 | 0 | 0.00 | 0.00 | 0.01 |
| 4105 | 0 | 2 | 0 | 0.00 | 0.00 | 0.03 |
| 4106 | 0 | 6 | 0 | 0.00 | 0.00 | 0.08 |
| 4107 | 0 | 0 | 0 | 0.00 | 0.00 | 0.00 |
| 4108 | 0 | 4 | 0 | 0.00 | 0.00 | 0.05 |
| 4109 | 0 | 0 | 0 | 0.00 | 0.00 | 0.00 |
| 4110 | 0 | 0 | 0 | 0.00 | 0.00 | 0.00 |

| <u>Item</u> | <u>Number of Positive FCV</u> | <u>Number of Changes</u> | <u>Number of Imputations</u> | <u>Characteristic Nonresponse Rate (%)</u> | <u>Complete Nonresponse Rate (%)</u> | <u>Change Rate (%)</u> |
|-------------|-------------------------------|--------------------------|------------------------------|--|--------------------------------------|------------------------|
| 4111 | 0 | 4 | 0 | 0.00 | 0.00 | 0.05 |
| 4112 | 0 | 0 | 0 | 0.00 | 0.00 | 0.00 |
| 4113 | 0 | 1 | 0 | 0.00 | 0.00 | 0.01 |
| 4114 | 0 | 0 | 0 | 0.00 | 0.00 | 0.00 |
| 4115 | 0 | 0 | 0 | 0.00 | 0.00 | 0.00 |
| 4116 | 0 | 0 | 0 | 0.00 | 0.00 | 0.00 |
| 4117 | 0 | 0 | 0 | 0.00 | 0.00 | 0.00 |
| 4118 | 0 | 1 | 0 | 0.00 | 0.00 | 0.01 |
| 4119 | 0 | 0 | 0 | 0.00 | 0.00 | 0.00 |
| 4120 | 0 | 3 | 0 | 0.00 | 0.00 | 0.04 |
| 4121 | 0 | 1 | 0 | 0.00 | 0.00 | 0.01 |
| 4122 | 0 | 1 | 0 | 0.00 | 0.00 | 0.01 |
| 4128 | 0 | 0 | 0 | 0.00 | 0.00 | 0.00 |
| 4218 | 0 | 0 | 0 | 0.00 | 0.00 | 0.00 |
| 4220 | 0 | 1 | 0 | 0.00 | 0.00 | 0.01 |
| 4296 | 0 | 0 | 0 | 0.00 | 0.00 | 0.00 |
| 4297 | 0 | 0 | 0 | 0.00 | 0.00 | 0.00 |
| 4298 | 0 | 0 | 0 | 0.00 | 0.00 | 0.00 |
| 4299 | 0 | 0 | 0 | 0.00 | 0.00 | 0.00 |
| 4300 | 0 | 0 | 0 | 0.00 | 0.00 | 0.00 |
| 4308 | 0 | 0 | 0 | 0.00 | 0.00 | 0.00 |
| 4317 | 0 | 0 | 0 | 0.00 | 0.00 | 0.00 |
| 4318 | 0 | 0 | 0 | 0.00 | 0.00 | 0.00 |
| 4319 | 0 | 0 | 0 | 0.00 | 0.00 | 0.00 |
| 4320 | 0 | 0 | 0 | 0.00 | 0.00 | 0.00 |
| 4321 | 0 | 0 | 0 | 0.00 | 0.00 | 0.00 |
| 4322 | 0 | 0 | 0 | 0.00 | 0.00 | 0.00 |
| 4323 | 0 | 0 | 0 | 0.00 | 0.00 | 0.00 |
| 4324 | 0 | 0 | 0 | 0.00 | 0.00 | 0.00 |
| 4325 | 0 | 0 | 0 | 0.00 | 0.00 | 0.00 |
| 4326 | 0 | 0 | 0 | 0.00 | 0.00 | 0.00 |
| 4327 | 0 | 0 | 0 | 0.00 | 0.00 | 0.00 |
| 4328 | 0 | 0 | 0 | 0.00 | 0.00 | 0.00 |

| <u>Item</u> | <u>Number of Positive FCV</u> | <u>Number of Changes</u> | <u>Number of Imputations</u> | <u>Characteristic Nonresponse Rate (%)</u> | <u>Complete Nonresponse Rate (%)</u> | <u>Change Rate (%)</u> |
|-------------|-------------------------------|--------------------------|------------------------------|--|--------------------------------------|------------------------|
| 4363 | 0 | 1 | 0 | 0.00 | 0.00 | 0.01 |
| 4398 | 0 | 0 | 0 | 0.00 | 0.00 | 0.00 |
| 4402 | 0 | 8 | 0 | 0.00 | 0.00 | 0.10 |
| 4575 | 0 | 0 | 0 | 0.00 | 0.00 | 0.00 |
| 4578 | 0 | 0 | 0 | 0.00 | 0.00 | 0.00 |
| 4579 | 0 | 1 | 0 | 0.00 | 0.00 | 0.01 |
| 4580 | 0 | 0 | 0 | 0.00 | 0.00 | 0.00 |
| 4581 | 0 | 0 | 0 | 0.00 | 0.00 | 0.00 |
| 4582 | 0 | 0 | 0 | 0.00 | 0.00 | 0.00 |
| 4583 | 0 | 1 | 0 | 0.00 | 0.00 | 0.01 |
| 4584 | 0 | 0 | 0 | 0.00 | 0.00 | 0.00 |
| 4585 | 0 | 0 | 0 | 0.00 | 0.00 | 0.00 |
| 4587 | 0 | 0 | 0 | 0.00 | 0.00 | 0.00 |
| 4588 | 0 | 0 | 0 | 0.00 | 0.00 | 0.00 |
| 4589 | 0 | 1 | 0 | 0.00 | 0.00 | 0.01 |
| 4590 | 0 | 0 | 0 | 0.00 | 0.00 | 0.00 |
| 4591 | 0 | 0 | 0 | 0.00 | 0.00 | 0.00 |
| 4592 | 0 | 0 | 0 | 0.00 | 0.00 | 0.00 |
| 4594 | 0 | 0 | 0 | 0.00 | 0.00 | 0.00 |
| 4597 | 0 | 0 | 0 | 0.00 | 0.00 | 0.00 |
| 4598 | 0 | 1 | 0 | 0.00 | 0.00 | 0.01 |
| 4599 | 0 | 1 | 0 | 0.00 | 0.00 | 0.01 |
| 4600 | 0 | 0 | 0 | 0.00 | 0.00 | 0.00 |
| 4601 | 0 | 0 | 0 | 0.00 | 0.00 | 0.00 |
| 4602 | 0 | 0 | 0 | 0.00 | 0.00 | 0.00 |
| 4603 | 0 | 0 | 0 | 0.00 | 0.00 | 0.00 |
| 4604 | 0 | 0 | 0 | 0.00 | 0.00 | 0.00 |
| 4605 | 0 | 0 | 0 | 0.00 | 0.00 | 0.00 |
| 4606 | 0 | 0 | 0 | 0.00 | 0.00 | 0.00 |
| 4607 | 0 | 0 | 0 | 0.00 | 0.00 | 0.00 |
| 4608 | 0 | 0 | 0 | 0.00 | 0.00 | 0.00 |
| 4609 | 0 | 0 | 0 | 0.00 | 0.00 | 0.00 |
| 4610 | 0 | 0 | 0 | 0.00 | 0.00 | 0.00 |

| <u>Item</u> | <u>Number of Positive FCV</u> | <u>Number of Changes</u> | <u>Number of Imputations</u> | <u>Characteristic Nonresponse Rate (%)</u> | <u>Complete Nonresponse Rate (%)</u> | <u>Change Rate (%)</u> |
|-------------|-------------------------------|--------------------------|------------------------------|--|--------------------------------------|------------------------|
| 4611 | 0 | 0 | 0 | 0.00 | 0.00 | 0.00 |
| 4612 | 0 | 0 | 0 | 0.00 | 0.00 | 0.00 |
| 4613 | 0 | 0 | 0 | 0.00 | 0.00 | 0.00 |
| 4614 | 0 | 0 | 0 | 0.00 | 0.00 | 0.00 |
| 4615 | 0 | 1 | 0 | 0.00 | 0.00 | 0.01 |
| 4616 | 0 | 0 | 0 | 0.00 | 0.00 | 0.00 |
| 4617 | 0 | 0 | 0 | 0.00 | 0.00 | 0.00 |
| 4633 | 0 | 0 | 0 | 0.00 | 0.00 | 0.00 |
| 4645 | 0 | 0 | 0 | 0.00 | 0.00 | 0.00 |
| 4653 | 0 | 0 | 0 | 0.00 | 0.00 | 0.00 |
| 4659 | 0 | 0 | 0 | 0.00 | 0.00 | 0.00 |
| 4660 | 0 | 0 | 0 | 0.00 | 0.00 | 0.00 |
| 4661 | 0 | 0 | 0 | 0.00 | 0.00 | 0.00 |
| 4663 | 0 | 0 | 0 | 0.00 | 0.00 | 0.00 |
| 4664 | 0 | 0 | 0 | 0.00 | 0.00 | 0.00 |
| 4665 | 0 | 0 | 0 | 0.00 | 0.00 | 0.00 |
| 4667 | 0 | 0 | 0 | 0.00 | 0.00 | 0.00 |
| 4668 | 0 | 0 | 0 | 0.00 | 0.00 | 0.00 |
| 4669 | 0 | 0 | 0 | 0.00 | 0.00 | 0.00 |
| 4670 | 0 | 0 | 0 | 0.00 | 0.00 | 0.00 |
| 4671 | 0 | 0 | 0 | 0.00 | 0.00 | 0.00 |
| 4672 | 0 | 0 | 0 | 0.00 | 0.00 | 0.00 |
| 4673 | 0 | 0 | 0 | 0.00 | 0.00 | 0.00 |
| 4674 | 0 | 0 | 0 | 0.00 | 0.00 | 0.00 |
| 4675 | 0 | 0 | 0 | 0.00 | 0.00 | 0.00 |
| 4676 | 0 | 0 | 0 | 0.00 | 0.00 | 0.00 |
| 4677 | 0 | 0 | 0 | 0.00 | 0.00 | 0.00 |
| 4678 | 0 | 0 | 0 | 0.00 | 0.00 | 0.00 |
| 4679 | 0 | 0 | 0 | 0.00 | 0.00 | 0.00 |
| 4680 | 0 | 0 | 0 | 0.00 | 0.00 | 0.00 |
| 4681 | 0 | 0 | 0 | 0.00 | 0.00 | 0.00 |
| 4682 | 0 | 0 | 0 | 0.00 | 0.00 | 0.00 |
| 4683 | 0 | 0 | 0 | 0.00 | 0.00 | 0.00 |

| <u>Item</u> | <u>Number of Positive FCV</u> | <u>Number of Changes</u> | <u>Number of Imputations</u> | <u>Characteristic Nonresponse Rate (%)</u> | <u>Complete Nonresponse Rate (%)</u> | <u>Change Rate (%)</u> |
|-------------|-------------------------------|--------------------------|------------------------------|--|--------------------------------------|------------------------|
| 4684 | 0 | 0 | 0 | 0.00 | 0.00 | 0.00 |
| 4685 | 0 | 0 | 0 | 0.00 | 0.00 | 0.00 |
| 4686 | 0 | 0 | 0 | 0.00 | 0.00 | 0.00 |
| 4687 | 0 | 0 | 0 | 0.00 | 0.00 | 0.00 |
| 4688 | 0 | 0 | 0 | 0.00 | 0.00 | 0.00 |
| 4689 | 0 | 0 | 0 | 0.00 | 0.00 | 0.00 |
| 4708 | 0 | 0 | 0 | 0.00 | 0.00 | 0.00 |
| 4713 | 0 | 0 | 0 | 0.00 | 0.00 | 0.00 |
| 4718 | 0 | 0 | 0 | 0.00 | 0.00 | 0.00 |
| 4723 | 0 | 0 | 0 | 0.00 | 0.00 | 0.00 |
| 4728 | 0 | 0 | 0 | 0.00 | 0.00 | 0.00 |
| 4730 | 0 | 0 | 0 | 0.00 | 0.00 | 0.00 |
| 4735 | 0 | 0 | 0 | 0.00 | 0.00 | 0.00 |
| 4740 | 0 | 0 | 0 | 0.00 | 0.00 | 0.00 |
| 4743 | 0 | 0 | 0 | 0.00 | 0.00 | 0.00 |
| 4745 | 0 | 0 | 0 | 0.00 | 0.00 | 0.00 |
| 4748 | 0 | 0 | 0 | 0.00 | 0.00 | 0.00 |
| 4750 | 0 | 0 | 0 | 0.00 | 0.00 | 0.00 |
| 4755 | 0 | 0 | 0 | 0.00 | 0.00 | 0.00 |
| 4758 | 0 | 0 | 0 | 0.00 | 0.00 | 0.00 |
| 4760 | 0 | 0 | 0 | 0.00 | 0.00 | 0.00 |
| 4763 | 0 | 0 | 0 | 0.00 | 0.00 | 0.00 |
| 4765 | 0 | 0 | 0 | 0.00 | 0.00 | 0.00 |
| 4768 | 0 | 0 | 0 | 0.00 | 0.00 | 0.00 |
| 4770 | 0 | 0 | 0 | 0.00 | 0.00 | 0.00 |
| 4773 | 0 | 0 | 0 | 0.00 | 0.00 | 0.00 |
| 4775 | 0 | 0 | 0 | 0.00 | 0.00 | 0.00 |
| 4778 | 0 | 0 | 0 | 0.00 | 0.00 | 0.00 |
| 4781 | 0 | 0 | 0 | 0.00 | 0.00 | 0.00 |
| 4783 | 0 | 0 | 0 | 0.00 | 0.00 | 0.00 |
| 4784 | 0 | 0 | 0 | 0.00 | 0.00 | 0.00 |
| 4785 | 0 | 0 | 0 | 0.00 | 0.00 | 0.00 |
| 4786 | 0 | 0 | 0 | 0.00 | 0.00 | 0.00 |

| <u>Item</u> | <u>Number of Positive FCV</u> | <u>Number of Changes</u> | <u>Number of Imputations</u> | <u>Characteristic Nonresponse Rate (%)</u> | <u>Complete Nonresponse Rate (%)</u> | <u>Change Rate (%)</u> |
|-------------|-------------------------------|--------------------------|------------------------------|--|--------------------------------------|------------------------|
| 4787 | 0 | 0 | 0 | 0.00 | 0.00 | 0.00 |
| 4788 | 0 | 0 | 0 | 0.00 | 0.00 | 0.00 |
| 4789 | 0 | 0 | 0 | 0.00 | 0.00 | 0.00 |
| 4790 | 0 | 0 | 0 | 0.00 | 0.00 | 0.00 |
| 4818 | 0 | 1 | 0 | 0.00 | 0.00 | 0.01 |
| 4832 | 0 | 0 | 0 | 0.00 | 0.00 | 0.00 |
| 4835 | 0 | 0 | 0 | 0.00 | 0.00 | 0.00 |
| 4838 | 0 | 0 | 0 | 0.00 | 0.00 | 0.00 |
| 4841 | 0 | 0 | 0 | 0.00 | 0.00 | 0.00 |
| 4843 | 0 | 0 | 0 | 0.00 | 0.00 | 0.00 |
| 4844 | 0 | 1 | 0 | 0.00 | 0.00 | 0.01 |
| 4845 | 0 | 0 | 0 | 0.00 | 0.00 | 0.00 |
| 4846 | 0 | 0 | 0 | 0.00 | 0.00 | 0.00 |
| 4847 | 0 | 0 | 0 | 0.00 | 0.00 | 0.00 |
| 4848 | 0 | 0 | 0 | 0.00 | 0.00 | 0.00 |
| 4849 | 0 | 0 | 0 | 0.00 | 0.00 | 0.00 |
| 4850 | 0 | 2 | 0 | 0.00 | 0.00 | 0.03 |
| 4851 | 0 | 1 | 0 | 0.00 | 0.00 | 0.01 |
| 4852 | 0 | 2 | 0 | 0.00 | 0.00 | 0.03 |
| 4853 | 0 | 2 | 0 | 0.00 | 0.00 | 0.03 |
| 4854 | 0 | 0 | 0 | 0.00 | 0.00 | 0.00 |
| 4855 | 0 | 1 | 0 | 0.00 | 0.00 | 0.01 |
| 4856 | 0 | 2 | 0 | 0.00 | 0.00 | 0.03 |
| 4857 | 0 | 0 | 0 | 0.00 | 0.00 | 0.00 |
| 4858 | 0 | 0 | 0 | 0.00 | 0.00 | 0.00 |
| 4859 | 0 | 0 | 0 | 0.00 | 0.00 | 0.00 |
| 4860 | 0 | 0 | 0 | 0.00 | 0.00 | 0.00 |
| 4861 | 0 | 0 | 0 | 0.00 | 0.00 | 0.00 |
| 4862 | 0 | 0 | 0 | 0.00 | 0.00 | 0.00 |
| 4863 | 0 | 0 | 0 | 0.00 | 0.00 | 0.00 |
| 4866 | 0 | 0 | 0 | 0.00 | 0.00 | 0.00 |
| 4869 | 0 | 0 | 0 | 0.00 | 0.00 | 0.00 |
| 162 | 1 | 7 | 0 | 0.00 | 0.00 | 0.09 |

| <u>Item</u> | <u>Number of Positive FCV</u> | <u>Number of Changes</u> | <u>Number of Imputations</u> | <u>Characteristic Nonresponse Rate (%)</u> | <u>Complete Nonresponse Rate (%)</u> | <u>Change Rate (%)</u> |
|-------------|-------------------------------|--------------------------|------------------------------|--|--------------------------------------|------------------------|
| 175 | 1 | 4 | 0 | 0.00 | 0.00 | 0.05 |
| 718 | 1 | 0 | 0 | 0.00 | 0.00 | 0.00 |
| 759 | 1 | 3 | 0 | 0.00 | 0.00 | 0.04 |
| 774 | 1 | 2 | 0 | 0.00 | 0.00 | 0.03 |
| 812 | 1 | 1 | 0 | 0.00 | 0.00 | 0.01 |
| 826 | 1 | 3 | 0 | 0.00 | 0.00 | 0.04 |
| 1446 | 1 | 0 | 0 | 0.00 | 0.00 | 0.00 |
| 1456 | 1 | 0 | 0 | 0.00 | 0.00 | 0.00 |
| 1459 | 1 | 0 | 0 | 0.00 | 0.00 | 0.00 |
| 1460 | 1 | 0 | 0 | 0.00 | 0.00 | 0.00 |
| 1461 | 1 | 0 | 0 | 0.00 | 0.00 | 0.00 |
| 1462 | 1 | 0 | 0 | 0.00 | 0.00 | 0.00 |
| 4062 | 1 | 0 | 0 | 0.00 | 0.00 | 0.00 |
| 4068 | 1 | 0 | 0 | 0.00 | 0.00 | 0.00 |
| 4074 | 1 | 1 | 0 | 0.00 | 0.00 | 0.01 |
| 4075 | 1 | 0 | 0 | 0.00 | 0.00 | 0.00 |
| 4076 | 1 | 1 | 0 | 0.00 | 0.00 | 0.01 |
| 4077 | 1 | 0 | 0 | 0.00 | 0.00 | 0.00 |
| 4080 | 1 | 1 | 0 | 0.00 | 0.00 | 0.01 |
| 4157 | 1 | 2 | 0 | 0.00 | 0.00 | 0.03 |
| 4186 | 1 | 0 | 0 | 0.00 | 0.00 | 0.00 |
| 4191 | 1 | 0 | 0 | 0.00 | 0.00 | 0.00 |
| 4195 | 1 | 1 | 0 | 0.00 | 0.00 | 0.01 |
| 4216 | 1 | 1 | 0 | 0.00 | 0.00 | 0.01 |
| 4217 | 1 | 0 | 0 | 0.00 | 0.00 | 0.00 |
| 4284 | 1 | 0 | 0 | 0.00 | 0.00 | 0.00 |
| 4288 | 1 | 0 | 0 | 0.00 | 0.00 | 0.00 |
| 4294 | 1 | 0 | 0 | 0.00 | 0.00 | 0.00 |
| 4295 | 1 | 0 | 0 | 0.00 | 0.00 | 0.00 |
| 4315 | 1 | 0 | 0 | 0.00 | 0.00 | 0.00 |
| 4316 | 1 | 0 | 0 | 0.00 | 0.00 | 0.00 |
| 4359 | 1 | 0 | 0 | 0.00 | 0.00 | 0.00 |
| 4390 | 1 | 4 | 0 | 0.00 | 0.00 | 0.05 |

| <u>Item</u> | <u>Number of Positive FCV</u> | <u>Number of Changes</u> | <u>Number of Imputations</u> | <u>Characteristic Nonresponse Rate (%)</u> | <u>Complete Nonresponse Rate (%)</u> | <u>Change Rate (%)</u> |
|-------------|-------------------------------|--------------------------|------------------------------|--|--------------------------------------|------------------------|
| 4396 | 1 | 0 | 0 | 0.00 | 0.00 | 0.00 |
| 4397 | 1 | 0 | 0 | 0.00 | 0.00 | 0.00 |
| 4399 | 1 | 0 | 0 | 0.00 | 0.00 | 0.00 |
| 4400 | 1 | 7 | 0 | 0.00 | 0.00 | 0.09 |
| 4401 | 1 | 4 | 0 | 0.00 | 0.00 | 0.05 |
| 4403 | 1 | 2 | 0 | 0.00 | 0.00 | 0.03 |
| 4448 | 1 | 3 | 0 | 0.00 | 0.00 | 0.04 |
| 4558 | 1 | 1 | 0 | 0.00 | 0.00 | 0.01 |
| 4573 | 1 | 0 | 0 | 0.00 | 0.00 | 0.00 |
| 4576 | 1 | 1 | 0 | 0.00 | 0.00 | 0.01 |
| 4577 | 1 | 0 | 0 | 0.00 | 0.00 | 0.00 |
| 4586 | 1 | 0 | 0 | 0.00 | 0.00 | 0.00 |
| 4621 | 1 | 0 | 0 | 0.00 | 0.00 | 0.00 |
| 4625 | 1 | 0 | 0 | 0.00 | 0.00 | 0.00 |
| 4629 | 1 | 0 | 0 | 0.00 | 0.00 | 0.00 |
| 4641 | 1 | 0 | 0 | 0.00 | 0.00 | 0.00 |
| 4651 | 1 | 1 | 0 | 0.00 | 0.00 | 0.01 |
| 4652 | 1 | 0 | 0 | 0.00 | 0.00 | 0.00 |
| 4655 | 1 | 0 | 0 | 0.00 | 0.00 | 0.00 |
| 4656 | 1 | 0 | 0 | 0.00 | 0.00 | 0.00 |
| 4657 | 1 | 0 | 0 | 0.00 | 0.00 | 0.00 |
| 4658 | 1 | 0 | 0 | 0.00 | 0.00 | 0.00 |
| 4662 | 1 | 5 | 0 | 0.00 | 0.00 | 0.07 |
| 4666 | 1 | 3 | 0 | 0.00 | 0.00 | 0.04 |
| 4703 | 1 | 0 | 0 | 0.00 | 0.00 | 0.00 |
| 4715 | 1 | 0 | 0 | 0.00 | 0.00 | 0.00 |
| 4729 | 1 | 0 | 0 | 0.00 | 0.00 | 0.00 |
| 4734 | 1 | 0 | 0 | 0.00 | 0.00 | 0.00 |
| 4738 | 1 | 0 | 0 | 0.00 | 0.00 | 0.00 |
| 4739 | 1 | 0 | 0 | 0.00 | 0.00 | 0.00 |
| 4744 | 1 | 0 | 0 | 0.00 | 0.00 | 0.00 |
| 4751 | 1 | 0 | 0 | 0.00 | 0.00 | 0.00 |
| 4756 | 1 | 0 | 0 | 0.00 | 0.00 | 0.00 |

| <u>Item</u> | <u>Number of Positive FCV</u> | <u>Number of Changes</u> | <u>Number of Imputations</u> | <u>Characteristic Nonresponse Rate (%)</u> | <u>Complete Nonresponse Rate (%)</u> | <u>Change Rate (%)</u> |
|-------------|-------------------------------|--------------------------|------------------------------|--|--------------------------------------|------------------------|
| 4757 | 1 | 0 | 0 | 0.00 | 0.00 | 0.00 |
| 4759 | 1 | 0 | 0 | 0.00 | 0.00 | 0.00 |
| 4761 | 1 | 0 | 0 | 0.00 | 0.00 | 0.00 |
| 4762 | 1 | 0 | 0 | 0.00 | 0.00 | 0.00 |
| 4764 | 1 | 0 | 0 | 0.00 | 0.00 | 0.00 |
| 4766 | 1 | 0 | 0 | 0.00 | 0.00 | 0.00 |
| 4767 | 1 | 0 | 0 | 0.00 | 0.00 | 0.00 |
| 4769 | 1 | 0 | 0 | 0.00 | 0.00 | 0.00 |
| 4772 | 1 | 0 | 0 | 0.00 | 0.00 | 0.00 |
| 4774 | 1 | 0 | 0 | 0.00 | 0.00 | 0.00 |
| 4776 | 1 | 0 | 0 | 0.00 | 0.00 | 0.00 |
| 4777 | 1 | 0 | 0 | 0.00 | 0.00 | 0.00 |
| 4779 | 1 | 0 | 0 | 0.00 | 0.00 | 0.00 |
| 4780 | 1 | 0 | 0 | 0.00 | 0.00 | 0.00 |
| 4782 | 1 | 0 | 0 | 0.00 | 0.00 | 0.00 |
| 4833 | 1 | 0 | 0 | 0.00 | 0.00 | 0.00 |
| 4836 | 1 | 0 | 0 | 0.00 | 0.00 | 0.00 |
| 4839 | 1 | 0 | 0 | 0.00 | 0.00 | 0.00 |
| 4840 | 1 | 1 | 0 | 0.00 | 0.00 | 0.01 |
| 4842 | 1 | 0 | 0 | 0.00 | 0.00 | 0.00 |
| 4867 | 1 | 0 | 0 | 0.00 | 0.00 | 0.00 |
| 174 | 2 | 7 | 0 | 0.00 | 0.00 | 0.09 |
| 177 | 2 | 12 | 0 | 0.00 | 0.00 | 0.16 |
| 178 | 2 | 3 | 0 | 0.00 | 0.00 | 0.04 |
| 185 | 2 | 7 | 0 | 0.00 | 0.00 | 0.09 |
| 210 | 2 | 1 | 0 | 0.00 | 0.00 | 0.01 |
| 228 | 2 | 0 | 0 | 0.00 | 0.00 | 0.00 |
| 751 | 2 | 0 | 0 | 0.00 | 0.00 | 0.00 |
| 775 | 2 | 3 | 0 | 0.00 | 0.00 | 0.04 |
| 809 | 2 | 1 | 0 | 0.00 | 0.00 | 0.01 |
| 944 | 2 | 1 | 0 | 0.00 | 0.00 | 0.01 |
| 1444 | 2 | 0 | 0 | 0.00 | 0.00 | 0.00 |
| 1445 | 2 | 0 | 0 | 0.00 | 0.00 | 0.00 |

| <u>Item</u> | <u>Number of Positive FCV</u> | <u>Number of Changes</u> | <u>Number of Imputations</u> | <u>Characteristic Nonresponse Rate (%)</u> | <u>Complete Nonresponse Rate (%)</u> | <u>Change Rate (%)</u> |
|-------------|-------------------------------|--------------------------|------------------------------|--|--------------------------------------|------------------------|
| 1447 | 2 | 2 | 0 | 0.00 | 0.00 | 0.03 |
| 4069 | 2 | 1 | 0 | 0.00 | 0.00 | 0.01 |
| 4070 | 2 | 1 | 0 | 0.00 | 0.00 | 0.01 |
| 4071 | 2 | 2 | 0 | 0.00 | 0.00 | 0.03 |
| 4072 | 2 | 0 | 0 | 0.00 | 0.00 | 0.00 |
| 4196 | 2 | 0 | 0 | 0.00 | 0.00 | 0.00 |
| 4197 | 2 | 1 | 0 | 0.00 | 0.00 | 0.01 |
| 4233 | 2 | 0 | 0 | 0.00 | 0.00 | 0.00 |
| 4269 | 2 | 0 | 0 | 0.00 | 0.00 | 0.00 |
| 4282 | 2 | 0 | 0 | 0.00 | 0.00 | 0.00 |
| 4283 | 2 | 0 | 0 | 0.00 | 0.00 | 0.00 |
| 4285 | 2 | 0 | 0 | 0.00 | 0.00 | 0.00 |
| 4287 | 2 | 0 | 0 | 0.00 | 0.00 | 0.00 |
| 4293 | 2 | 0 | 0 | 0.00 | 0.00 | 0.00 |
| 4314 | 2 | 0 | 0 | 0.00 | 0.00 | 0.00 |
| 4362 | 2 | 0 | 0 | 0.00 | 0.00 | 0.00 |
| 4394 | 2 | 0 | 0 | 0.00 | 0.00 | 0.00 |
| 4406 | 2 | 2 | 0 | 0.00 | 0.00 | 0.03 |
| 4488 | 2 | 1 | 0 | 0.00 | 0.00 | 0.01 |
| 4490 | 2 | 0 | 0 | 0.00 | 0.00 | 0.00 |
| 4557 | 2 | 0 | 0 | 0.00 | 0.00 | 0.00 |
| 4574 | 2 | 3 | 0 | 0.00 | 0.00 | 0.04 |
| 4596 | 2 | 0 | 0 | 0.00 | 0.00 | 0.00 |
| 4637 | 2 | 0 | 0 | 0.00 | 0.00 | 0.00 |
| 4649 | 2 | 1 | 0 | 0.00 | 0.00 | 0.01 |
| 4650 | 2 | 0 | 0 | 0.00 | 0.00 | 0.00 |
| 4654 | 2 | 1 | 0 | 0.00 | 0.00 | 0.01 |
| 4710 | 2 | 0 | 0 | 0.00 | 0.00 | 0.00 |
| 4714 | 2 | 0 | 0 | 0.00 | 0.00 | 0.00 |
| 4724 | 2 | 0 | 0 | 0.00 | 0.00 | 0.00 |
| 4725 | 2 | 0 | 0 | 0.00 | 0.00 | 0.00 |
| 4726 | 2 | 0 | 0 | 0.00 | 0.00 | 0.00 |
| 4727 | 2 | 0 | 0 | 0.00 | 0.00 | 0.00 |

| <u>Item</u> | <u>Number of Positive FCV</u> | <u>Number of Changes</u> | <u>Number of Imputations</u> | <u>Characteristic Nonresponse Rate (%)</u> | <u>Complete Nonresponse Rate (%)</u> | <u>Change Rate (%)</u> |
|-------------|-------------------------------|--------------------------|------------------------------|--|--------------------------------------|------------------------|
| 4731 | 2 | 0 | 0 | 0.00 | 0.00 | 0.00 |
| 4732 | 2 | 0 | 0 | 0.00 | 0.00 | 0.00 |
| 4733 | 2 | 0 | 0 | 0.00 | 0.00 | 0.00 |
| 4736 | 2 | 0 | 0 | 0.00 | 0.00 | 0.00 |
| 4737 | 2 | 0 | 0 | 0.00 | 0.00 | 0.00 |
| 4741 | 2 | 0 | 0 | 0.00 | 0.00 | 0.00 |
| 4742 | 2 | 0 | 0 | 0.00 | 0.00 | 0.00 |
| 4746 | 2 | 0 | 0 | 0.00 | 0.00 | 0.00 |
| 4749 | 2 | 0 | 0 | 0.00 | 0.00 | 0.00 |
| 4754 | 2 | 0 | 0 | 0.00 | 0.00 | 0.00 |
| 4771 | 2 | 0 | 0 | 0.00 | 0.00 | 0.00 |
| 4837 | 2 | 0 | 0 | 0.00 | 0.00 | 0.00 |
| 466 | 3 | 1 | 0 | 0.00 | 0.00 | 0.01 |
| 573 | 3 | 2 | 0 | 0.00 | 0.00 | 0.03 |
| 707 | 3 | 0 | 0 | 0.00 | 0.00 | 0.00 |
| 742 | 3 | 0 | 0 | 0.00 | 0.00 | 0.00 |
| 777 | 3 | 0 | 0 | 0.00 | 0.00 | 0.00 |
| 1287 | 3 | 6 | 0 | 0.00 | 0.00 | 0.08 |
| 4153 | 3 | 6 | 0 | 0.00 | 0.00 | 0.08 |
| 4193 | 3 | 2 | 0 | 0.00 | 0.00 | 0.03 |
| 4306 | 3 | 0 | 0 | 0.00 | 0.00 | 0.00 |
| 4307 | 3 | 0 | 0 | 0.00 | 0.00 | 0.00 |
| 4313 | 3 | 3 | 0 | 0.00 | 0.00 | 0.04 |
| 4709 | 3 | 0 | 0 | 0.00 | 0.00 | 0.00 |
| 4711 | 3 | 0 | 0 | 0.00 | 0.00 | 0.00 |
| 4712 | 3 | 0 | 0 | 0.00 | 0.00 | 0.00 |
| 4716 | 3 | 0 | 0 | 0.00 | 0.00 | 0.00 |
| 4717 | 3 | 0 | 0 | 0.00 | 0.00 | 0.00 |
| 4719 | 3 | 0 | 0 | 0.00 | 0.00 | 0.00 |
| 4721 | 3 | 0 | 0 | 0.00 | 0.00 | 0.00 |
| 4722 | 3 | 0 | 0 | 0.00 | 0.00 | 0.00 |
| 4747 | 3 | 0 | 0 | 0.00 | 0.00 | 0.00 |
| 4752 | 3 | 0 | 0 | 0.00 | 0.00 | 0.00 |

| <u>Item</u> | <u>Number of Positive FCV</u> | <u>Number of Changes</u> | <u>Number of Imputations</u> | <u>Characteristic Nonresponse Rate (%)</u> | <u>Complete Nonresponse Rate (%)</u> | <u>Change Rate (%)</u> |
|-------------|-------------------------------|--------------------------|------------------------------|--|--------------------------------------|------------------------|
| 565 | 4 | 4 | 0 | 0.00 | 0.00 | 0.05 |
| 1222 | 4 | 5 | 0 | 0.00 | 0.00 | 0.07 |
| 4361 | 4 | 0 | 0 | 0.00 | 0.00 | 0.00 |
| 4367 | 4 | 0 | 0 | 0.00 | 0.00 | 0.00 |
| 4392 | 4 | 1 | 0 | 0.00 | 0.00 | 0.01 |
| 4395 | 4 | 0 | 0 | 0.00 | 0.00 | 0.00 |
| 4447 | 4 | 9 | 0 | 0.00 | 0.00 | 0.12 |
| 4706 | 4 | 0 | 0 | 0.00 | 0.00 | 0.00 |
| 4707 | 4 | 0 | 0 | 0.00 | 0.00 | 0.00 |
| 4753 | 4 | 0 | 0 | 0.00 | 0.00 | 0.00 |
| 230 | 5 | 0 | 0 | 0.00 | 0.00 | 0.00 |
| 461 | 5 | 1 | 0 | 0.00 | 0.00 | 0.01 |
| 464 | 5 | 2 | 0 | 0.00 | 0.00 | 0.03 |
| 465 | 5 | 4 | 0 | 0.00 | 0.00 | 0.05 |
| 467 | 5 | 4 | 0 | 0.00 | 0.00 | 0.05 |
| 873 | 5 | 2 | 0 | 0.00 | 0.00 | 0.03 |
| 1221 | 5 | 3 | 0 | 0.00 | 0.00 | 0.04 |
| 4292 | 5 | 0 | 0 | 0.00 | 0.00 | 0.00 |
| 4355 | 5 | 2 | 0 | 0.00 | 0.00 | 0.03 |
| 4418 | 5 | 0 | 0 | 0.00 | 0.00 | 0.00 |
| 4595 | 5 | 1 | 0 | 0.00 | 0.00 | 0.01 |
| 4705 | 5 | 0 | 0 | 0.00 | 0.00 | 0.00 |
| 124 | 6 | 11 | 0 | 0.00 | 0.00 | 0.14 |
| 748 | 6 | 0 | 0 | 0.00 | 0.00 | 0.00 |
| 1433 | 6 | 1 | 0 | 0.00 | 0.00 | 0.01 |
| 4066 | 6 | 1 | 0 | 0.00 | 0.00 | 0.01 |
| 4156 | 6 | 5 | 0 | 0.00 | 0.00 | 0.07 |
| 4190 | 6 | 1 | 0 | 0.00 | 0.00 | 0.01 |
| 4704 | 6 | 0 | 0 | 0.00 | 0.00 | 0.00 |
| 9 | 7 | 2 | 0 | 0.00 | 0.00 | 0.03 |
| 529 | 7 | 4 | 0 | 0.00 | 0.00 | 0.05 |
| 652 | 7 | 2 | 0 | 0.00 | 0.00 | 0.03 |
| 4188 | 7 | 1 | 0 | 0.00 | 0.00 | 0.01 |

| <u>Item</u> | <u>Number of Positive FCV</u> | <u>Number of Changes</u> | <u>Number of Imputations</u> | <u>Characteristic Nonresponse Rate (%)</u> | <u>Complete Nonresponse Rate (%)</u> | <u>Change Rate (%)</u> |
|-------------|-------------------------------|--------------------------|------------------------------|--|--------------------------------------|------------------------|
| 4192 | 7 | 1 | 0 | 0.00 | 0.00 | 0.01 |
| 4249 | 7 | 1 | 0 | 0.00 | 0.00 | 0.01 |
| 4556 | 7 | 3 | 0 | 0.00 | 0.00 | 0.04 |
| 183 | 8 | 13 | 0 | 0.00 | 0.00 | 0.17 |
| 202 | 8 | 0 | 0 | 0.00 | 0.00 | 0.00 |
| 212 | 8 | 0 | 0 | 0.00 | 0.00 | 0.00 |
| 649 | 8 | 1 | 0 | 0.00 | 0.00 | 0.01 |
| 709 | 8 | 2 | 0 | 0.00 | 0.00 | 0.03 |
| 4063 | 8 | 2 | 0 | 0.00 | 0.00 | 0.03 |
| 4064 | 8 | 4 | 0 | 0.00 | 0.00 | 0.05 |
| 4065 | 8 | 3 | 0 | 0.00 | 0.00 | 0.04 |
| 4701 | 8 | 0 | 0 | 0.00 | 0.00 | 0.00 |
| 4702 | 8 | 0 | 0 | 0.00 | 0.00 | 0.00 |
| 4834 | 8 | 2 | 0 | 0.00 | 0.00 | 0.03 |
| 152 | 9 | 8 | 0 | 0.00 | 0.00 | 0.10 |
| 213 | 9 | 0 | 0 | 0.00 | 0.00 | 0.00 |
| 703 | 9 | 2 | 0 | 0.00 | 0.00 | 0.03 |
| 4060 | 9 | 5 | 0 | 0.00 | 0.00 | 0.07 |
| 4185 | 9 | 1 | 0 | 0.00 | 0.00 | 0.01 |
| 4265 | 9 | 1 | 0 | 0.00 | 0.00 | 0.01 |
| 4414 | 9 | 2 | 0 | 0.00 | 0.00 | 0.03 |
| 4450 | 9 | 3 | 0 | 0.00 | 0.00 | 0.04 |
| 4809 | 9 | 2 | 0 | 0.00 | 0.00 | 0.03 |
| 206 | 10 | 0 | 0 | 0.00 | 0.00 | 0.00 |
| 451 | 10 | 5 | 0 | 0.00 | 0.00 | 0.07 |
| 1432 | 10 | 1 | 0 | 0.00 | 0.00 | 0.01 |
| 4055 | 10 | 0 | 0 | 0.00 | 0.00 | 0.00 |
| 4056 | 10 | 1 | 0 | 0.00 | 0.00 | 0.01 |
| 4126 | 10 | 1 | 0 | 0.00 | 0.00 | 0.01 |
| 4366 | 10 | 0 | 0 | 0.00 | 0.00 | 0.00 |
| 4368 | 10 | 0 | 0 | 0.00 | 0.00 | 0.00 |
| 4444 | 10 | 0 | 0 | 0.00 | 0.00 | 0.00 |
| 4829 | 10 | 0 | 0 | 0.00 | 0.00 | 0.00 |

| <u>Item</u> | <u>Number of Positive FCV</u> | <u>Number of Changes</u> | <u>Number of Imputations</u> | <u>Characteristic Nonresponse Rate (%)</u> | <u>Complete Nonresponse Rate (%)</u> | <u>Change Rate (%)</u> |
|-------------|-------------------------------|--------------------------|------------------------------|--|--------------------------------------|------------------------|
| 203 | 11 | 5 | 0 | 0.00 | 0.00 | 0.07 |
| 208 | 11 | 1 | 0 | 0.00 | 0.00 | 0.01 |
| 224 | 11 | 0 | 0 | 0.00 | 0.00 | 0.00 |
| 452 | 11 | 7 | 0 | 0.00 | 0.00 | 0.09 |
| 655 | 11 | 2 | 0 | 0.00 | 0.00 | 0.03 |
| 1218 | 11 | 3 | 0 | 0.00 | 0.00 | 0.04 |
| 1417 | 11 | 1 | 0 | 0.00 | 0.00 | 0.01 |
| 1426 | 11 | 2 | 0 | 0.00 | 0.00 | 0.03 |
| 1429 | 11 | 1 | 0 | 0.00 | 0.00 | 0.01 |
| 1430 | 11 | 1 | 0 | 0.00 | 0.00 | 0.01 |
| 1431 | 11 | 1 | 0 | 0.00 | 0.00 | 0.01 |
| 4181 | 11 | 2 | 0 | 0.00 | 0.00 | 0.03 |
| 4183 | 11 | 6 | 0 | 0.00 | 0.00 | 0.08 |
| 4354 | 11 | 0 | 0 | 0.00 | 0.00 | 0.00 |
| 4358 | 11 | 0 | 0 | 0.00 | 0.00 | 0.00 |
| 449 | 12 | 11 | 0 | 0.00 | 0.00 | 0.14 |
| 450 | 12 | 6 | 0 | 0.00 | 0.00 | 0.08 |
| 533 | 12 | 8 | 0 | 0.00 | 0.00 | 0.10 |
| 4364 | 12 | 0 | 0 | 0.00 | 0.00 | 0.00 |
| 4445 | 12 | 2 | 0 | 0.00 | 0.00 | 0.03 |
| 1411 | 13 | 1 | 0 | 0.00 | 0.00 | 0.01 |
| 1414 | 13 | 2 | 0 | 0.00 | 0.00 | 0.03 |
| 1415 | 13 | 1 | 0 | 0.00 | 0.00 | 0.01 |
| 1416 | 13 | 1 | 0 | 0.00 | 0.00 | 0.01 |
| 4032 | 13 | 4 | 0 | 0.00 | 0.00 | 0.05 |
| 4253 | 13 | 0 | 0 | 0.00 | 0.00 | 0.00 |
| 4289 | 13 | 0 | 0 | 0.00 | 0.00 | 0.00 |
| 4290 | 13 | 0 | 0 | 0.00 | 0.00 | 0.00 |
| 4291 | 13 | 1 | 0 | 0.00 | 0.00 | 0.01 |
| 4357 | 13 | 0 | 0 | 0.00 | 0.00 | 0.00 |
| 4647 | 13 | 2 | 0 | 0.00 | 0.00 | 0.03 |
| 4648 | 13 | 2 | 0 | 0.00 | 0.00 | 0.03 |
| 555 | 14 | 1 | 0 | 0.00 | 0.00 | 0.01 |

| <u>Item</u> | <u>Number of Positive FCV</u> | <u>Number of Changes</u> | <u>Number of Imputations</u> | <u>Characteristic Nonresponse Rate (%)</u> | <u>Complete Nonresponse Rate (%)</u> | <u>Change Rate (%)</u> |
|-------------|-------------------------------|--------------------------|------------------------------|--|--------------------------------------|------------------------|
| 805 | 14 | 0 | 0 | 0.00 | 0.00 | 0.00 |
| 4348 | 14 | 4 | 0 | 0.00 | 0.00 | 0.05 |
| 4439 | 14 | 0 | 0 | 0.00 | 0.00 | 0.00 |
| 1124 | 15 | 11 | 0 | 0.00 | 0.00 | 0.14 |
| 1402 | 15 | 1 | 0 | 0.00 | 0.00 | 0.01 |
| 4049 | 15 | 1 | 0 | 0.00 | 0.00 | 0.01 |
| 4057 | 15 | 5 | 0 | 0.00 | 0.00 | 0.07 |
| 4058 | 15 | 7 | 0 | 0.00 | 0.00 | 0.09 |
| 4059 | 15 | 4 | 0 | 0.00 | 0.00 | 0.05 |
| 4267 | 15 | 0 | 0 | 0.00 | 0.00 | 0.00 |
| 4268 | 15 | 0 | 0 | 0.00 | 0.00 | 0.00 |
| 4275 | 15 | 1 | 0 | 0.00 | 0.00 | 0.01 |
| 4831 | 15 | 5 | 0 | 0.00 | 0.00 | 0.07 |
| 204 | 16 | 3 | 0 | 0.00 | 0.00 | 0.04 |
| 808 | 16 | 1 | 0 | 0.00 | 0.00 | 0.01 |
| 4274 | 16 | 1 | 0 | 0.00 | 0.00 | 0.01 |
| 4386 | 16 | 5 | 0 | 0.00 | 0.00 | 0.07 |
| 4643 | 16 | 1 | 0 | 0.00 | 0.00 | 0.01 |
| 4644 | 16 | 1 | 0 | 0.00 | 0.00 | 0.01 |
| 286 | 17 | 2 | 0 | 0.00 | 0.00 | 0.03 |
| 288 | 17 | 2 | 0 | 0.00 | 0.00 | 0.03 |
| 1396 | 17 | 1 | 0 | 0.00 | 0.00 | 0.01 |
| 1399 | 17 | 1 | 0 | 0.00 | 0.00 | 0.01 |
| 1400 | 17 | 1 | 0 | 0.00 | 0.00 | 0.01 |
| 1401 | 17 | 2 | 0 | 0.00 | 0.00 | 0.03 |
| 4026 | 17 | 3 | 0 | 0.00 | 0.00 | 0.04 |
| 4054 | 17 | 3 | 0 | 0.00 | 0.00 | 0.04 |
| 283 | 18 | 4 | 0 | 0.00 | 0.00 | 0.05 |
| 285 | 18 | 1 | 0 | 0.00 | 0.00 | 0.01 |
| 4006 | 18 | 1 | 0 | 0.00 | 0.00 | 0.01 |
| 4266 | 18 | 1 | 0 | 0.00 | 0.00 | 0.01 |
| 4155 | 19 | 4 | 0 | 0.00 | 0.00 | 0.05 |
| 4180 | 19 | 3 | 0 | 0.00 | 0.00 | 0.04 |

| <u>Item</u> | <u>Number of Positive FCV</u> | <u>Number of Changes</u> | <u>Number of Imputations</u> | <u>Characteristic Nonresponse Rate (%)</u> | <u>Complete Nonresponse Rate (%)</u> | <u>Change Rate (%)</u> |
|-------------|-------------------------------|--------------------------|------------------------------|--|--------------------------------------|------------------------|
| 4237 | 19 | 0 | 0 | 0.00 | 0.00 | 0.00 |
| 164 | 20 | 8 | 0 | 0.00 | 0.00 | 0.10 |
| 172 | 20 | 2 | 0 | 0.00 | 0.00 | 0.03 |
| 4232 | 20 | 2 | 0 | 0.00 | 0.00 | 0.03 |
| 4370 | 20 | 0 | 0 | 0.00 | 0.00 | 0.00 |
| 4476 | 20 | 4 | 0 | 0.00 | 0.00 | 0.05 |
| 205 | 21 | 1 | 0 | 0.00 | 0.00 | 0.01 |
| 1387 | 21 | 2 | 0 | 0.00 | 0.00 | 0.03 |
| 4231 | 21 | 2 | 0 | 0.00 | 0.00 | 0.03 |
| 4410 | 21 | 1 | 0 | 0.00 | 0.00 | 0.01 |
| 4273 | 22 | 0 | 0 | 0.00 | 0.00 | 0.00 |
| 1285 | 23 | 17 | 0 | 0.00 | 0.00 | 0.22 |
| 1381 | 23 | 2 | 0 | 0.00 | 0.00 | 0.03 |
| 1384 | 23 | 1 | 0 | 0.00 | 0.00 | 0.01 |
| 1385 | 23 | 1 | 0 | 0.00 | 0.00 | 0.01 |
| 1386 | 23 | 1 | 0 | 0.00 | 0.00 | 0.01 |
| 297 | 25 | 4 | 0 | 0.00 | 0.00 | 0.05 |
| 715 | 26 | 2 | 0 | 0.00 | 0.00 | 0.03 |
| 4483 | 26 | 8 | 0 | 0.00 | 0.00 | 0.10 |
| 4635 | 26 | 1 | 0 | 0.00 | 0.00 | 0.01 |
| 4407 | 27 | 6 | 0 | 0.00 | 0.00 | 0.08 |
| 4419 | 27 | 5 | 0 | 0.00 | 0.00 | 0.07 |
| 1366 | 28 | 2 | 0 | 0.00 | 0.00 | 0.03 |
| 1369 | 28 | 3 | 0 | 0.00 | 0.00 | 0.04 |
| 1370 | 28 | 2 | 0 | 0.00 | 0.00 | 0.03 |
| 676 | 29 | 2 | 0 | 0.00 | 0.00 | 0.03 |
| 697 | 29 | 1 | 0 | 0.00 | 0.00 | 0.01 |
| 4229 | 29 | 1 | 0 | 0.00 | 0.00 | 0.01 |
| 4178 | 30 | 6 | 0 | 0.00 | 0.00 | 0.08 |
| 4631 | 30 | 1 | 0 | 0.00 | 0.00 | 0.01 |
| 4632 | 30 | 1 | 0 | 0.00 | 0.00 | 0.01 |
| 437 | 32 | 5 | 0 | 0.00 | 0.00 | 0.07 |
| 229 | 33 | 0 | 0 | 0.00 | 0.00 | 0.00 |

| <u>Item</u> | <u>Number of Positive FCV</u> | <u>Number of Changes</u> | <u>Number of Imputations</u> | <u>Characteristic Nonresponse Rate (%)</u> | <u>Complete Nonresponse Rate (%)</u> | <u>Change Rate (%)</u> |
|-------------|-------------------------------|--------------------------|------------------------------|--|--------------------------------------|------------------------|
| 4346 | 33 | 1 | 0 | 0.00 | 0.00 | 0.01 |
| 4478 | 33 | 3 | 0 | 0.00 | 0.00 | 0.04 |
| 4634 | 33 | 1 | 0 | 0.00 | 0.00 | 0.01 |
| 4638 | 33 | 3 | 0 | 0.00 | 0.00 | 0.04 |
| 4416 | 34 | 2 | 0 | 0.00 | 0.00 | 0.03 |
| 4417 | 34 | 0 | 0 | 0.00 | 0.00 | 0.00 |
| 209 | 35 | 0 | 0 | 0.00 | 0.00 | 0.00 |
| 221 | 35 | 1 | 0 | 0.00 | 0.00 | 0.01 |
| 567 | 35 | 2 | 0 | 0.00 | 0.00 | 0.03 |
| 4264 | 35 | 0 | 0 | 0.00 | 0.00 | 0.00 |
| 561 | 39 | 2 | 0 | 0.00 | 0.00 | 0.03 |
| 4630 | 39 | 4 | 0 | 0.00 | 0.00 | 0.05 |
| 1214 | 40 | 82 | 0 | 0.00 | 0.00 | 1.07 |
| 1217 | 41 | 3 | 0 | 0.00 | 0.00 | 0.04 |
| 4243 | 42 | 6 | 0 | 0.00 | 0.00 | 0.08 |
| 4433 | 43 | 7 | 0 | 0.00 | 0.00 | 0.09 |
| 4462 | 43 | 2 | 0 | 0.00 | 0.00 | 0.03 |
| 4279 | 46 | 0 | 0 | 0.00 | 0.00 | 0.00 |
| 4246 | 47 | 13 | 0 | 0.00 | 0.00 | 0.17 |
| 4248 | 47 | 1 | 0 | 0.00 | 0.00 | 0.01 |
| 4051 | 49 | 3 | 0 | 0.00 | 0.00 | 0.04 |
| 4052 | 49 | 5 | 0 | 0.00 | 0.00 | 0.07 |
| 207 | 51 | 2 | 0 | 0.00 | 0.00 | 0.03 |
| 4278 | 53 | 1 | 0 | 0.00 | 0.00 | 0.01 |
| 4356 | 55 | 0 | 0 | 0.00 | 0.00 | 0.00 |
| 4252 | 56 | 0 | 0 | 0.00 | 0.00 | 0.00 |
| 4475 | 56 | 2 | 0 | 0.00 | 0.00 | 0.03 |
| 4251 | 57 | 0 | 0 | 0.00 | 0.00 | 0.00 |
| 141 | 58 | 7 | 0 | 0.00 | 0.00 | 0.09 |
| 142 | 58 | 4 | 0 | 0.00 | 0.00 | 0.05 |
| 4816 | 58 | 4 | 0 | 0.00 | 0.00 | 0.05 |
| 368 | 59 | 2 | 0 | 0.00 | 0.00 | 0.03 |
| 509 | 61 | 0 | 0 | 0.00 | 0.00 | 0.00 |

| <u>Item</u> | <u>Number of Positive FCV</u> | <u>Number of Changes</u> | <u>Number of Imputations</u> | <u>Characteristic Nonresponse Rate (%)</u> | <u>Complete Nonresponse Rate (%)</u> | <u>Change Rate (%)</u> |
|-------------|-------------------------------|--------------------------|------------------------------|--|--------------------------------------|------------------------|
| 527 | 61 | 3 | 0 | 0.00 | 0.00 | 0.04 |
| 4043 | 62 | 7 | 0 | 0.00 | 0.00 | 0.09 |
| 4412 | 63 | 7 | 0 | 0.00 | 0.00 | 0.09 |
| 4413 | 63 | 3 | 0 | 0.00 | 0.00 | 0.04 |
| 4005 | 72 | 5 | 0 | 0.00 | 0.00 | 0.07 |
| 4260 | 75 | 3 | 0 | 0.00 | 0.00 | 0.04 |
| 366 | 77 | 3 | 0 | 0.00 | 0.00 | 0.04 |
| 619 | 81 | 5 | 0 | 0.00 | 0.00 | 0.07 |
| 4044 | 86 | 7 | 0 | 0.00 | 0.00 | 0.09 |
| 4259 | 87 | 1 | 0 | 0.00 | 0.00 | 0.01 |
| 4507 | 105 | 2 | 0 | 0.00 | 0.00 | 0.03 |
| 4522 | 108 | 8 | 0 | 0.00 | 0.00 | 0.10 |
| 4524 | 135 | 19 | 0 | 0.00 | 0.00 | 0.25 |
| 814 | 168 | 9 | 0 | 0.00 | 0.00 | 0.12 |
| 4030 | 175 | 6 | 0 | 0.00 | 0.00 | 0.08 |
| 4508 | 187 | 2 | 0 | 0.00 | 0.00 | 0.03 |
| 4028 | 227 | 2 | 0 | 0.00 | 0.00 | 0.03 |
| 4791 | 495 | 8 | 0 | 0.00 | 0.00 | 0.10 |
| 1229 | 1131 | 45 | 0 | 0.00 | 0.00 | 0.59 |
| 2000 | 5637 | 1 | 0 | 0.00 | 0.00 | 0.01 |

CORE –ITEM NONRESPONSE RATES

| <u>Item</u> | <u>Number of Positive FCV</u> | <u>Number of Changes</u> | <u>Number of Imputations</u> | <u>Complete Nonresponse Rate (%)</u> | <u>Characteristic Nonresponse Rate (%)</u> | <u>Change Rate (%)</u> |
|-------------|-------------------------------|--------------------------|------------------------------|--------------------------------------|--|------------------------|
| 464 | 1 | 4 | 1 | 0.01% | 100.00% | 0.03% |
| 4117 | 1 | 1 | 1 | 0.01 | 100.00 | 0.01 |
| 4118 | 1 | 1 | 1 | 0.01 | 100.00 | 0.01 |
| 4119 | 1 | 1 | 1 | 0.01 | 100.00 | 0.01 |
| 4314 | 1 | 1 | 1 | 0.01 | 100.00 | 0.01 |
| 4315 | 1 | 1 | 1 | 0.01 | 100.00 | 0.01 |

| <u>Item</u> | <u>Number of Positive FCV</u> | <u>Number of Changes</u> | <u>Number of Imputations</u> | <u>Complete Nonresponse Rate (%)</u> | <u>Characteristic Nonresponse Rate (%)</u> | <u>Change Rate (%)</u> |
|-------------|-------------------------------|--------------------------|------------------------------|--------------------------------------|--|------------------------|
| 4575 | 1 | 1 | 1 | 0.01 | 100.00 | 0.01 |
| 4581 | 1 | 2 | 1 | 0.01 | 100.00 | 0.02 |
| 4629 | 1 | 1 | 1 | 0.01 | 100.00 | 0.01 |
| 4653 | 1 | 1 | 1 | 0.01 | 100.00 | 0.01 |
| 4655 | 1 | 1 | 1 | 0.01 | 100.00 | 0.01 |
| 4656 | 1 | 1 | 1 | 0.01 | 100.00 | 0.01 |
| 4657 | 1 | 1 | 1 | 0.01 | 100.00 | 0.01 |
| 4658 | 1 | 1 | 1 | 0.01 | 100.00 | 0.01 |
| 4861 | 1 | 1 | 1 | 0.01 | 100.00 | 0.01 |
| 4584 | 2 | 3 | 2 | 0.02 | 100.00 | 0.03 |
| 4654 | 2 | 5 | 2 | 0.02 | 100.00 | 0.04 |
| 4184 | 5 | 7 | 5 | 0.04 | 100.00 | 0.06 |
| 745 | 5689 | 4871 | 4759 | 39.65 | 83.65 | 40.58 |
| 632 | 4 | 4 | 3 | 0.03 | 75.00 | 0.03 |
| 929 | 167 | 134 | 123 | 1.02 | 73.65 | 1.12 |
| 623 | 40 | 34 | 29 | 0.24 | 72.50 | 0.28 |
| 827 | 7 | 7 | 5 | 0.04 | 71.43 | 0.06 |
| 4646 | 7 | 7 | 5 | 0.04 | 71.43 | 0.06 |
| 602 | 55 | 56 | 38 | 0.32 | 69.09 | 0.47 |
| 760 | 3 | 9 | 2 | 0.02 | 66.67 | 0.08 |
| 784 | 12 | 27 | 8 | 0.07 | 66.67 | 0.22 |
| 4489 | 21 | 13 | 13 | 0.11 | 61.91 | 0.11 |
| 665 | 10 | 8 | 6 | 0.05 | 60.00 | 0.07 |
| 608 | 41 | 41 | 24 | 0.20 | 58.54 | 0.34 |
| 4179 | 19 | 13 | 11 | 0.09 | 57.90 | 0.11 |
| 626 | 270 | 159 | 149 | 1.24 | 55.19 | 1.32 |
| 183 | 2 | 31 | 1 | 0.01 | 50.00 | 0.26 |
| 664 | 2 | 2 | 1 | 0.01 | 50.00 | 0.02 |
| 771 | 2 | 6 | 1 | 0.01 | 50.00 | 0.05 |
| 775 | 2 | 8 | 1 | 0.01 | 50.00 | 0.07 |
| 4069 | 2 | 2 | 1 | 0.01 | 50.00 | 0.02 |
| 4313 | 2 | 4 | 1 | 0.01 | 50.00 | 0.03 |

| <u>Item</u> | <u>Number of Positive FCV</u> | <u>Number of Changes</u> | <u>Number of Imputations</u> | <u>Complete Nonresponse Rate (%)</u> | <u>Characteristic Nonresponse Rate (%)</u> | <u>Change Rate (%)</u> |
|-------------|-------------------------------|--------------------------|------------------------------|--------------------------------------|--|------------------------|
| 4281 | 4 | 2 | 2 | 0.02 | 50.00 | 0.02 |
| 4650 | 4 | 2 | 2 | 0.02 | 50.00 | 0.02 |
| 4174 | 44 | 25 | 22 | 0.18 | 50.00 | 0.21 |
| 870 | 103 | 94 | 51 | 0.42 | 49.52 | 0.78 |
| 638 | 855 | 450 | 421 | 3.51 | 49.24 | 3.75 |
| 644 | 822 | 423 | 400 | 3.33 | 48.66 | 3.52 |
| 629 | 541 | 269 | 258 | 2.15 | 47.69 | 2.24 |
| 650 | 28 | 24 | 13 | 0.11 | 46.43 | 0.20 |
| 647 | 37 | 27 | 17 | 0.14 | 45.95 | 0.22 |
| 653 | 40 | 20 | 18 | 0.15 | 45.00 | 0.17 |
| 4169 | 129 | 67 | 58 | 0.48 | 44.96 | 0.56 |
| 614 | 247 | 137 | 109 | 0.91 | 44.13 | 1.14 |
| 659 | 25 | 20 | 11 | 0.09 | 44.00 | 0.17 |
| 522 | 1923 | 938 | 839 | 6.99 | 43.63 | 7.81 |
| 955 | 7491 | 3801 | 3213 | 26.77 | 42.89 | 31.66 |
| 958 | 7466 | 3786 | 3187 | 26.55 | 42.69 | 31.54 |
| 849 | 592 | 288 | 252 | 2.10 | 42.57 | 2.40 |
| 543 | 1459 | 660 | 616 | 5.13 | 42.22 | 5.50 |
| 925 | 229 | 105 | 96 | 0.80 | 41.92 | 0.87 |
| 4156 | 12 | 12 | 5 | 0.04 | 41.67 | 0.10 |
| 578 | 22 | 15 | 9 | 0.08 | 40.91 | 0.13 |
| 846 | 255 | 117 | 103 | 0.86 | 40.39 | 0.97 |
| 1934 | 264 | 175 | 106 | 0.88 | 40.15 | 1.46 |
| 4457 | 18 | 23 | 7 | 0.06 | 38.89 | 0.19 |
| 4556 | 8 | 19 | 3 | 0.03 | 37.50 | 0.16 |
| 806 | 561 | 230 | 210 | 1.75 | 37.43 | 1.92 |
| 4289 | 14 | 5 | 5 | 0.04 | 35.71 | 0.04 |
| 999 | 5488 | 2068 | 1936 | 16.13 | 35.28 | 17.23 |
| 656 | 285 | 113 | 100 | 0.83 | 35.09 | 0.94 |
| 926 | 70 | 26 | 24 | 0.20 | 34.29 | 0.22 |
| 857 | 1283 | 765 | 437 | 3.64 | 34.06 | 6.37 |
| 877 | 3764 | 1376 | 1264 | 10.53 | 33.58 | 11.46 |

| <u>Item</u> | <u>Number of Positive FCV</u> | <u>Number of Changes</u> | <u>Number of Imputations</u> | <u>Complete Nonresponse Rate (%)</u> | <u>Characteristic Nonresponse Rate (%)</u> | <u>Change Rate (%)</u> |
|-------------|-------------------------------|--------------------------|------------------------------|--------------------------------------|--|------------------------|
| 746 | 3 | 6 | 1 | 0.01 | 33.33 | 0.05 |
| 778 | 3 | 11 | 1 | 0.01 | 33.33 | 0.09 |
| 1221 | 3 | 16 | 1 | 0.01 | 33.33 | 0.13 |
| 4189 | 3 | 3 | 1 | 0.01 | 33.33 | 0.03 |
| 4283 | 3 | 1 | 1 | 0.01 | 33.33 | 0.01 |
| 4406 | 3 | 2 | 1 | 0.01 | 33.33 | 0.02 |
| 4651 | 3 | 1 | 1 | 0.01 | 33.33 | 0.01 |
| 4652 | 3 | 1 | 1 | 0.01 | 33.33 | 0.01 |
| 774 | 9 | 21 | 3 | 0.03 | 33.33 | 0.17 |
| 4349 | 12 | 4 | 4 | 0.03 | 33.33 | 0.03 |
| 4636 | 12 | 4 | 4 | 0.03 | 33.33 | 0.03 |
| 893 | 110 | 47 | 36 | 0.30 | 32.73 | 0.39 |
| 757 | 1276 | 451 | 408 | 3.40 | 31.98 | 3.76 |
| 1225 | 1075 | 1094 | 341 | 2.84 | 31.72 | 9.11 |
| 4347 | 73 | 27 | 22 | 0.18 | 30.14 | 0.22 |
| 956 | 4801 | 1960 | 1441 | 12.00 | 30.02 | 16.33 |
| 959 | 4770 | 1958 | 1427 | 11.89 | 29.92 | 16.31 |
| 4345 | 67 | 22 | 20 | 0.17 | 29.85 | 0.18 |
| 1205 | 1110 | 1043 | 331 | 2.76 | 29.82 | 8.69 |
| 950 | 7365 | 2908 | 2196 | 18.29 | 29.82 | 24.23 |
| 4164 | 488 | 172 | 143 | 1.19 | 29.30 | 1.43 |
| 408 | 99 | 90 | 29 | 0.24 | 29.29 | 0.75 |
| 853 | 987 | 396 | 285 | 2.37 | 28.88 | 3.30 |
| 478 | 14 | 10 | 4 | 0.03 | 28.57 | 0.08 |
| 1933 | 453 | 162 | 129 | 1.07 | 28.48 | 1.35 |
| 855 | 5718 | 2103 | 1626 | 13.55 | 28.44 | 17.52 |
| 923 | 3011 | 876 | 856 | 7.13 | 28.43 | 7.30 |
| 924 | 148 | 58 | 42 | 0.35 | 28.38 | 0.48 |
| 869 | 597 | 238 | 165 | 1.37 | 27.64 | 1.98 |
| 731 | 131 | 44 | 36 | 0.30 | 27.48 | 0.37 |
| 185 | 11 | 88 | 3 | 0.03 | 27.27 | 0.73 |
| 868 | 5991 | 1898 | 1610 | 13.41 | 26.87 | 15.81 |

| <u>Item</u> | <u>Number of Positive FCV</u> | <u>Number of Changes</u> | <u>Number of Imputations</u> | <u>Complete Nonresponse Rate (%)</u> | <u>Characteristic Nonresponse Rate (%)</u> | <u>Change Rate (%)</u> |
|-------------|-------------------------------|--------------------------|------------------------------|--------------------------------------|--|------------------------|
| 4628 | 15 | 4 | 4 | 0.03 | 26.67 | 0.03 |
| 4634 | 15 | 4 | 4 | 0.03 | 26.67 | 0.03 |
| 520 | 4500 | 1329 | 1185 | 9.87 | 26.33 | 11.07 |
| 173 | 38 | 104 | 10 | 0.08 | 26.32 | 0.87 |
| 4348 | 23 | 9 | 6 | 0.05 | 26.09 | 0.08 |
| 406 | 468 | 225 | 121 | 1.01 | 25.86 | 1.87 |
| 749 | 82 | 24 | 21 | 0.17 | 25.61 | 0.20 |
| 864 | 4420 | 1256 | 1130 | 9.41 | 25.57 | 10.46 |
| 1235 | 1110 | 1010 | 278 | 2.32 | 25.05 | 8.41 |
| 928 | 4 | 2 | 1 | 0.01 | 25.00 | 0.02 |
| 4282 | 4 | 1 | 1 | 0.01 | 25.00 | 0.01 |
| 4284 | 4 | 1 | 1 | 0.01 | 25.00 | 0.01 |
| 4306 | 4 | 1 | 1 | 0.01 | 25.00 | 0.01 |
| 4307 | 4 | 1 | 1 | 0.01 | 25.00 | 0.01 |
| 4436 | 4 | 2 | 1 | 0.01 | 25.00 | 0.02 |
| 423 | 8 | 20 | 2 | 0.02 | 25.00 | 0.17 |
| 431 | 12 | 21 | 3 | 0.03 | 25.00 | 0.17 |
| 4635 | 12 | 3 | 3 | 0.03 | 25.00 | 0.03 |
| 203 | 16 | 8 | 4 | 0.03 | 25.00 | 0.07 |
| 748 | 16 | 25 | 4 | 0.03 | 25.00 | 0.21 |
| 773 | 4083 | 1235 | 998 | 8.31 | 24.44 | 10.29 |
| 4149 | 79 | 27 | 19 | 0.16 | 24.05 | 0.22 |
| 401 | 948 | 310 | 226 | 1.88 | 23.84 | 2.58 |
| 876 | 3394 | 918 | 794 | 6.61 | 23.39 | 7.65 |
| 919 | 86 | 57 | 20 | 0.17 | 23.26 | 0.47 |
| 759 | 13 | 41 | 3 | 0.03 | 23.08 | 0.34 |
| 854 | 9222 | 2496 | 2108 | 17.56 | 22.86 | 20.79 |
| 416 | 89 | 42 | 20 | 0.17 | 22.47 | 0.35 |
| 927 | 18 | 6 | 4 | 0.03 | 22.22 | 0.05 |
| 407 | 947 | 320 | 210 | 1.75 | 22.18 | 2.67 |
| 4630 | 14 | 4 | 3 | 0.03 | 21.43 | 0.03 |
| 4626 | 19 | 7 | 4 | 0.03 | 21.05 | 0.06 |

| <u>Item</u> | <u>Number of Positive FCV</u> | <u>Number of Changes</u> | <u>Number of Imputations</u> | <u>Complete Nonresponse Rate (%)</u> | <u>Characteristic Nonresponse Rate (%)</u> | <u>Change Rate (%)</u> |
|-------------|-------------------------------|--------------------------|------------------------------|--------------------------------------|--|------------------------|
| 831 | 9966 | 2224 | 2096 | 17.46 | 21.03 | 18.53 |
| 1244 | 1082 | 1042 | 226 | 1.88 | 20.89 | 8.68 |
| 45 | 77 | 42 | 16 | 0.13 | 20.78 | 0.35 |
| 4017 | 10022 | 2198 | 2080 | 17.33 | 20.75 | 18.31 |
| 4618 | 29 | 7 | 6 | 0.05 | 20.69 | 0.06 |
| 405 | 948 | 309 | 196 | 1.63 | 20.68 | 2.57 |
| 830 | 9986 | 2181 | 2031 | 16.92 | 20.34 | 18.17 |
| 828 | 9976 | 2162 | 2023 | 16.85 | 20.28 | 18.01 |
| 829 | 9995 | 2153 | 2009 | 16.74 | 20.10 | 17.94 |
| 4595 | 5 | 4 | 1 | 0.01 | 20.00 | 0.03 |
| 625 | 10 | 9 | 2 | 0.02 | 20.00 | 0.08 |
| 4627 | 15 | 3 | 3 | 0.03 | 20.00 | 0.03 |
| 4826 | 20 | 10 | 4 | 0.03 | 20.00 | 0.08 |
| 4619 | 25 | 5 | 5 | 0.04 | 20.00 | 0.04 |
| 4620 | 25 | 5 | 5 | 0.04 | 20.00 | 0.04 |
| 165 | 1691 | 466 | 335 | 2.79 | 19.81 | 3.88 |
| 951 | 5477 | 1757 | 1061 | 8.84 | 19.37 | 14.64 |
| 517 | 3199 | 930 | 614 | 5.12 | 19.19 | 7.75 |
| 633 | 243 | 52 | 46 | 0.38 | 18.93 | 0.43 |
| 421 | 70 | 23 | 13 | 0.11 | 18.57 | 0.19 |
| 404 | 948 | 267 | 176 | 1.47 | 18.57 | 2.22 |
| 4808 | 222 | 57 | 41 | 0.34 | 18.47 | 0.47 |
| 4171 | 71 | 18 | 13 | 0.11 | 18.31 | 0.15 |
| 4451 | 11 | 15 | 2 | 0.02 | 18.18 | 0.13 |
| 4631 | 11 | 2 | 2 | 0.02 | 18.18 | 0.02 |
| 4632 | 11 | 2 | 2 | 0.02 | 18.18 | 0.02 |
| 4639 | 11 | 2 | 2 | 0.02 | 18.18 | 0.02 |
| 4640 | 11 | 2 | 2 | 0.02 | 18.18 | 0.02 |
| 4126 | 22 | 7 | 4 | 0.03 | 18.18 | 0.06 |
| 754 | 33 | 68 | 6 | 0.05 | 18.18 | 0.57 |
| 4624 | 17 | 4 | 3 | 0.03 | 17.65 | 0.03 |
| 4234 | 170 | 32 | 30 | 0.25 | 17.65 | 0.27 |

| <u>Item</u> | <u>Number of Positive FCV</u> | <u>Number of Changes</u> | <u>Number of Imputations</u> | <u>Complete Nonresponse Rate (%)</u> | <u>Characteristic Nonresponse Rate (%)</u> | <u>Change Rate (%)</u> |
|-------------|-------------------------------|--------------------------|------------------------------|--------------------------------------|--|------------------------|
| 562 | 516 | 168 | 91 | 0.76 | 17.64 | 1.40 |
| 161 | 448 | 115 | 79 | 0.66 | 17.63 | 0.96 |
| 46 | 211 | 236 | 37 | 0.31 | 17.54 | 1.97 |
| 4277 | 40 | 8 | 7 | 0.06 | 17.50 | 0.07 |
| 266 | 217 | 50 | 37 | 0.31 | 17.05 | 0.42 |
| 4805 | 930 | 238 | 157 | 1.31 | 16.88 | 1.98 |
| 422 | 89 | 30 | 15 | 0.13 | 16.85 | 0.25 |
| 1935 | 1595 | 441 | 267 | 2.22 | 16.74 | 3.67 |
| 1351 | 6 | 1 | 1 | 0.01 | 16.67 | 0.01 |
| 1354 | 6 | 1 | 1 | 0.01 | 16.67 | 0.01 |
| 1355 | 6 | 1 | 1 | 0.01 | 16.67 | 0.01 |
| 1356 | 6 | 1 | 1 | 0.01 | 16.67 | 0.01 |
| 4181 | 6 | 2 | 1 | 0.01 | 16.67 | 0.02 |
| 4361 | 6 | 1 | 1 | 0.01 | 16.67 | 0.01 |
| 437 | 12 | 7 | 2 | 0.02 | 16.67 | 0.06 |
| 4245 | 12 | 4 | 2 | 0.02 | 16.67 | 0.03 |
| 4638 | 12 | 3 | 2 | 0.02 | 16.67 | 0.03 |
| 419 | 90 | 26 | 15 | 0.13 | 16.67 | 0.22 |
| 887 | 10022 | 1701 | 1648 | 13.73 | 16.44 | 14.17 |
| 4152 | 37 | 11 | 6 | 0.05 | 16.22 | 0.09 |
| 863 | 4188 | 794 | 673 | 5.61 | 16.07 | 6.61 |
| 169 | 259 | 71 | 41 | 0.34 | 15.83 | 0.59 |
| 4802 | 1430 | 356 | 225 | 1.87 | 15.73 | 2.97 |
| 4301 | 70 | 12 | 11 | 0.09 | 15.71 | 0.10 |
| 4828 | 51 | 13 | 8 | 0.07 | 15.69 | 0.11 |
| 420 | 90 | 34 | 14 | 0.12 | 15.56 | 0.28 |
| 548 | 394 | 122 | 61 | 0.51 | 15.48 | 1.02 |
| 534 | 13 | 12 | 2 | 0.02 | 15.39 | 0.10 |
| 756 | 5829 | 947 | 880 | 7.33 | 15.10 | 7.89 |
| 4456 | 20 | 19 | 3 | 0.03 | 15.00 | 0.16 |
| 4261 | 40 | 15 | 6 | 0.05 | 15.00 | 0.13 |
| 497 | 1961 | 396 | 294 | 2.45 | 14.99 | 3.30 |

| <u>Item</u> | <u>Number of Positive FCV</u> | <u>Number of Changes</u> | <u>Number of Imputations</u> | <u>Complete Nonresponse Rate (%)</u> | <u>Characteristic Nonresponse Rate (%)</u> | <u>Change Rate (%)</u> |
|-------------|-------------------------------|--------------------------|------------------------------|--------------------------------------|--|------------------------|
| 832 | 4069 | 704 | 610 | 5.08 | 14.99 | 5.86 |
| 880 | 1266 | 208 | 188 | 1.57 | 14.85 | 1.73 |
| 27 | 263 | 595 | 39 | 0.32 | 14.83 | 4.96 |
| 4811 | 263 | 147 | 39 | 0.32 | 14.83 | 1.22 |
| 922 | 27 | 6 | 4 | 0.03 | 14.82 | 0.05 |
| 42 | 951 | 333 | 140 | 1.17 | 14.72 | 2.77 |
| 835 | 4086 | 686 | 600 | 5.00 | 14.68 | 5.71 |
| 881 | 1289 | 202 | 186 | 1.55 | 14.43 | 1.68 |
| 826 | 7 | 15 | 1 | 0.01 | 14.29 | 0.13 |
| 4062 | 7 | 1 | 1 | 0.01 | 14.29 | 0.01 |
| 4241 | 7 | 3 | 1 | 0.01 | 14.29 | 0.03 |
| 4305 | 7 | 2 | 1 | 0.01 | 14.29 | 0.02 |
| 4365 | 7 | 1 | 1 | 0.01 | 14.29 | 0.01 |
| 4389 | 7 | 1 | 1 | 0.01 | 14.29 | 0.01 |
| 4488 | 7 | 1 | 1 | 0.01 | 14.29 | 0.01 |
| 4647 | 7 | 1 | 1 | 0.01 | 14.29 | 0.01 |
| 4648 | 7 | 1 | 1 | 0.01 | 14.29 | 0.01 |
| 4833 | 7 | 4 | 1 | 0.01 | 14.29 | 0.03 |
| 142 | 21 | 7 | 3 | 0.03 | 14.29 | 0.06 |
| 4031 | 21 | 10 | 3 | 0.03 | 14.29 | 0.08 |
| 4816 | 21 | 7 | 3 | 0.03 | 14.29 | 0.06 |
| 1216 | 35 | 19 | 5 | 0.04 | 14.29 | 0.16 |
| 163 | 312 | 78 | 43 | 0.36 | 13.78 | 0.65 |
| 4253 | 22 | 6 | 3 | 0.03 | 13.64 | 0.05 |
| 4622 | 22 | 5 | 3 | 0.03 | 13.64 | 0.04 |
| 4572 | 66 | 43 | 9 | 0.08 | 13.64 | 0.36 |
| 4246 | 110 | 20 | 15 | 0.13 | 13.64 | 0.17 |
| 834 | 4097 | 650 | 557 | 4.64 | 13.60 | 5.41 |
| 1203 | 10022 | 1990 | 1349 | 11.24 | 13.46 | 16.58 |
| 167 | 390 | 92 | 52 | 0.43 | 13.33 | 0.77 |
| 833 | 4094 | 640 | 543 | 4.52 | 13.26 | 5.33 |
| 4148 | 310 | 73 | 41 | 0.34 | 13.23 | 0.61 |

| <u>Item</u> | <u>Number of Positive FCV</u> | <u>Number of Changes</u> | <u>Number of Imputations</u> | <u>Complete Nonresponse Rate (%)</u> | <u>Characteristic Nonresponse Rate (%)</u> | <u>Change Rate (%)</u> |
|-------------|-------------------------------|--------------------------|------------------------------|--------------------------------------|--|------------------------|
| 598 | 5340 | 1401 | 702 | 5.85 | 13.15 | 11.67 |
| 4268 | 23 | 3 | 3 | 0.03 | 13.04 | 0.03 |
| 663 | 92 | 31 | 12 | 0.10 | 13.04 | 0.26 |
| 338 | 169 | 33 | 22 | 0.18 | 13.02 | 0.27 |
| 4820 | 154 | 70 | 20 | 0.17 | 12.99 | 0.58 |
| 159 | 1493 | 324 | 193 | 1.61 | 12.93 | 2.70 |
| 111 | 930 | 269 | 120 | 1.00 | 12.90 | 2.24 |
| 624 | 917 | 181 | 118 | 0.98 | 12.87 | 1.51 |
| 4814 | 203 | 91 | 26 | 0.22 | 12.81 | 0.76 |
| 151 | 222 | 55 | 28 | 0.23 | 12.61 | 0.46 |
| 43 | 215 | 92 | 27 | 0.22 | 12.56 | 0.77 |
| 850 | 6127 | 996 | 769 | 6.41 | 12.55 | 8.30 |
| 568 | 534 | 105 | 67 | 0.56 | 12.55 | 0.87 |
| 921 | 3030 | 526 | 379 | 3.16 | 12.51 | 4.38 |
| 4233 | 8 | 2 | 1 | 0.01 | 12.50 | 0.02 |
| 4444 | 8 | 3 | 1 | 0.01 | 12.50 | 0.03 |
| 4257 | 138 | 34 | 17 | 0.14 | 12.32 | 0.28 |
| 564 | 2844 | 555 | 350 | 2.92 | 12.31 | 4.62 |
| 744 | 9288 | 1344 | 1136 | 9.46 | 12.23 | 11.20 |
| 4226 | 164 | 26 | 20 | 0.17 | 12.20 | 0.22 |
| 331 | 322 | 53 | 39 | 0.32 | 12.11 | 0.44 |
| 44 | 4770 | 923 | 574 | 4.78 | 12.03 | 7.69 |
| 4175 | 25 | 7 | 3 | 0.03 | 12.00 | 0.06 |
| 560 | 217 | 66 | 26 | 0.22 | 11.98 | 0.55 |
| 1111 | 8019 | 1355 | 956 | 7.96 | 11.92 | 11.29 |
| 1214 | 34 | 137 | 4 | 0.03 | 11.77 | 1.14 |
| 4385 | 34 | 9 | 4 | 0.03 | 11.77 | 0.08 |
| 4142 | 2111 | 353 | 248 | 2.07 | 11.75 | 2.94 |
| 4139 | 386 | 92 | 45 | 0.37 | 11.66 | 0.77 |
| 882 | 8462 | 1032 | 979 | 8.16 | 11.57 | 8.60 |
| 4250 | 139 | 19 | 16 | 0.13 | 11.51 | 0.16 |
| 542 | 313 | 51 | 36 | 0.30 | 11.50 | 0.42 |

| <u>Item</u> | <u>Number of Positive FCV</u> | <u>Number of Changes</u> | <u>Number of Imputations</u> | <u>Complete Nonresponse Rate (%)</u> | <u>Characteristic Nonresponse Rate (%)</u> | <u>Change Rate (%)</u> |
|-------------|-------------------------------|--------------------------|------------------------------|--------------------------------------|--|------------------------|
| 1215 | 70 | 22 | 8 | 0.07 | 11.43 | 0.18 |
| 477 | 175 | 28 | 20 | 0.17 | 11.43 | 0.23 |
| 1056 | 2976 | 584 | 340 | 2.83 | 11.43 | 4.87 |
| 4133 | 597 | 128 | 67 | 0.56 | 11.22 | 1.07 |
| 4430 | 322 | 41 | 36 | 0.30 | 11.18 | 0.34 |
| 879 | 3729 | 470 | 416 | 3.47 | 11.16 | 3.92 |
| 1218 | 9 | 17 | 1 | 0.01 | 11.11 | 0.14 |
| 4369 | 9 | 1 | 1 | 0.01 | 11.11 | 0.01 |
| 4450 | 9 | 6 | 1 | 0.01 | 11.11 | 0.05 |
| 4642 | 9 | 1 | 1 | 0.01 | 11.11 | 0.01 |
| 4386 | 18 | 13 | 2 | 0.02 | 11.11 | 0.11 |
| 4623 | 18 | 3 | 2 | 0.02 | 11.11 | 0.03 |
| 4238 | 36 | 19 | 4 | 0.03 | 11.11 | 0.16 |
| 4353 | 99 | 13 | 11 | 0.09 | 11.11 | 0.11 |
| 4166 | 333 | 67 | 37 | 0.31 | 11.11 | 0.56 |
| 507 | 1202 | 167 | 130 | 1.08 | 10.82 | 1.39 |
| 323 | 519 | 85 | 56 | 0.47 | 10.79 | 0.71 |
| 500 | 4682 | 865 | 503 | 4.19 | 10.74 | 7.21 |
| 597 | 3328 | 757 | 356 | 2.97 | 10.70 | 6.31 |
| 4145 | 496 | 90 | 53 | 0.44 | 10.69 | 0.75 |
| 764 | 647 | 770 | 69 | 0.57 | 10.67 | 6.41 |
| 6 | 3051 | 416 | 325 | 2.71 | 10.65 | 3.47 |
| 4491 | 3434 | 616 | 362 | 3.02 | 10.54 | 5.13 |
| 353 | 76 | 9 | 8 | 0.07 | 10.53 | 0.08 |
| 4438 | 133 | 20 | 14 | 0.12 | 10.53 | 0.17 |
| 889 | 4830 | 1021 | 505 | 4.21 | 10.46 | 8.51 |
| 544 | 144 | 26 | 15 | 0.13 | 10.42 | 0.22 |
| 4155 | 29 | 9 | 3 | 0.03 | 10.35 | 0.08 |
| 4309 | 29 | 3 | 3 | 0.03 | 10.35 | 0.03 |
| 4125 | 68 | 10 | 7 | 0.06 | 10.29 | 0.08 |
| 4864 | 68 | 7 | 7 | 0.06 | 10.29 | 0.06 |
| 4493 | 9961 | 1120 | 1019 | 8.49 | 10.23 | 9.33 |

| <u>Item</u> | <u>Number of Positive FCV</u> | <u>Number of Changes</u> | <u>Number of Imputations</u> | <u>Complete Nonresponse Rate (%)</u> | <u>Characteristic Nonresponse Rate (%)</u> | <u>Change Rate (%)</u> |
|-------------|-------------------------------|--------------------------|------------------------------|--------------------------------------|--|------------------------|
| 4140 | 69 | 20 | 7 | 0.06 | 10.15 | 0.17 |
| 4136 | 513 | 89 | 52 | 0.43 | 10.14 | 0.74 |
| 524 | 1801 | 386 | 182 | 1.52 | 10.11 | 3.22 |
| 4804 | 1112 | 195 | 112 | 0.93 | 10.07 | 1.62 |
| 770 | 659 | 254 | 66 | 0.55 | 10.02 | 2.12 |
| 436 | 10 | 4 | 1 | 0.01 | 10.00 | 0.03 |
| 777 | 10 | 14 | 1 | 0.01 | 10.00 | 0.12 |
| 783 | 10 | 22 | 1 | 0.01 | 10.00 | 0.18 |
| 4060 | 10 | 6 | 1 | 0.01 | 10.00 | 0.05 |
| 4058 | 20 | 7 | 2 | 0.02 | 10.00 | 0.06 |
| 4524 | 30 | 146 | 3 | 0.03 | 10.00 | 1.22 |
| 4407 | 40 | 13 | 4 | 0.03 | 10.00 | 0.11 |
| 308 | 1100 | 191 | 109 | 0.91 | 9.91 | 1.59 |
| 878 | 3781 | 426 | 373 | 3.11 | 9.87 | 3.55 |
| 4143 | 173 | 26 | 17 | 0.14 | 9.83 | 0.22 |
| 259 | 800 | 111 | 78 | 0.65 | 9.75 | 0.92 |
| 758 | 4871 | 1217 | 465 | 3.87 | 9.55 | 10.14 |
| 301 | 1874 | 253 | 176 | 1.47 | 9.39 | 2.11 |
| 649 | 32 | 57 | 3 | 0.03 | 9.38 | 0.47 |
| 630 | 64 | 40 | 6 | 0.05 | 9.38 | 0.33 |
| 107 | 1430 | 296 | 134 | 1.12 | 9.37 | 2.47 |
| 883 | 8771 | 867 | 820 | 6.83 | 9.35 | 7.22 |
| 4333 | 3972 | 439 | 371 | 3.09 | 9.34 | 3.66 |
| 741 | 3135 | 334 | 292 | 2.43 | 9.31 | 2.78 |
| 521 | 1870 | 380 | 174 | 1.45 | 9.31 | 3.17 |
| 52 | 43 | 27 | 4 | 0.03 | 9.30 | 0.22 |
| 346 | 129 | 19 | 12 | 0.10 | 9.30 | 0.16 |
| 50 | 54 | 66 | 5 | 0.04 | 9.26 | 0.55 |
| 4244 | 54 | 9 | 5 | 0.04 | 9.26 | 0.08 |
| 4264 | 54 | 7 | 5 | 0.04 | 9.26 | 0.06 |
| 4803 | 1136 | 211 | 105 | 0.87 | 9.24 | 1.76 |
| 4351 | 65 | 10 | 6 | 0.05 | 9.23 | 0.08 |

| <u>Item</u> | <u>Number of Positive FCV</u> | <u>Number of Changes</u> | <u>Number of Imputations</u> | <u>Complete Nonresponse Rate (%)</u> | <u>Characteristic Nonresponse Rate (%)</u> | <u>Change Rate (%)</u> |
|-------------|-------------------------------|--------------------------|------------------------------|--------------------------------------|--|------------------------|
| 738 | 4661 | 540 | 427 | 3.56 | 9.16 | 4.50 |
| 316 | 1005 | 129 | 92 | 0.77 | 9.15 | 1.07 |
| 4454 | 11 | 11 | 1 | 0.01 | 9.09 | 0.09 |
| 4432 | 22 | 4 | 2 | 0.02 | 9.09 | 0.03 |
| 4470 | 10022 | 991 | 906 | 7.55 | 9.04 | 8.26 |
| 180 | 755 | 160 | 68 | 0.57 | 9.01 | 1.33 |
| 110 | 1112 | 221 | 100 | 0.83 | 8.99 | 1.84 |
| 295 | 4478 | 502 | 401 | 3.34 | 8.96 | 4.18 |
| 505 | 662 | 120 | 59 | 0.49 | 8.91 | 1.00 |
| 4123 | 68 | 9 | 6 | 0.05 | 8.82 | 0.08 |
| 4124 | 68 | 14 | 6 | 0.05 | 8.82 | 0.12 |
| 847 | 4205 | 417 | 369 | 3.07 | 8.78 | 3.47 |
| 122 | 57 | 29 | 5 | 0.04 | 8.77 | 0.24 |
| 139 | 263 | 102 | 23 | 0.19 | 8.75 | 0.85 |
| 579 | 23 | 13 | 2 | 0.02 | 8.70 | 0.11 |
| 4176 | 23 | 3 | 2 | 0.02 | 8.70 | 0.03 |
| 4267 | 23 | 2 | 2 | 0.02 | 8.70 | 0.02 |
| 1050 | 2143 | 319 | 186 | 1.55 | 8.68 | 2.66 |
| 4205 | 173 | 20 | 15 | 0.13 | 8.67 | 0.17 |
| 1053 | 2099 | 305 | 181 | 1.51 | 8.62 | 2.54 |
| 4812 | 1044 | 161 | 90 | 0.75 | 8.62 | 1.34 |
| 496 | 35 | 48 | 3 | 0.03 | 8.57 | 0.40 |
| 166 | 82 | 110 | 7 | 0.06 | 8.54 | 0.92 |
| 4825 | 129 | 28 | 11 | 0.09 | 8.53 | 0.23 |
| 4010 | 1878 | 253 | 160 | 1.33 | 8.52 | 2.11 |
| 4520 | 71 | 15 | 6 | 0.05 | 8.45 | 0.13 |
| 4510 | 9771 | 1033 | 822 | 6.85 | 8.41 | 8.61 |
| 462 | 5366 | 839 | 449 | 3.74 | 8.37 | 6.99 |
| 434 | 12 | 16 | 1 | 0.01 | 8.33 | 0.13 |
| 435 | 12 | 17 | 1 | 0.01 | 8.33 | 0.14 |
| 4265 | 12 | 5 | 1 | 0.01 | 8.33 | 0.04 |
| 4435 | 12 | 5 | 1 | 0.01 | 8.33 | 0.04 |

| <u>Item</u> | <u>Number of Positive FCV</u> | <u>Number of Changes</u> | <u>Number of Imputations</u> | <u>Complete Nonresponse Rate (%)</u> | <u>Characteristic Nonresponse Rate (%)</u> | <u>Change Rate (%)</u> |
|-------------|-------------------------------|--------------------------|------------------------------|--------------------------------------|--|------------------------|
| 529 | 24 | 8 | 2 | 0.02 | 8.33 | 0.07 |
| 845 | 24 | 43 | 2 | 0.02 | 8.33 | 0.36 |
| 204 | 36 | 8 | 3 | 0.03 | 8.33 | 0.07 |
| 4202 | 276 | 34 | 23 | 0.19 | 8.33 | 0.28 |
| 4331 | 3349 | 350 | 279 | 2.32 | 8.33 | 2.92 |
| 888 | 4719 | 679 | 390 | 3.25 | 8.26 | 5.66 |
| 4813 | 1622 | 190 | 134 | 1.12 | 8.26 | 1.58 |
| 4242 | 61 | 13 | 5 | 0.04 | 8.20 | 0.11 |
| 523 | 776 | 158 | 63 | 0.52 | 8.12 | 1.32 |
| 4810 | 3239 | 356 | 260 | 2.17 | 8.03 | 2.97 |
| 4162 | 337 | 78 | 27 | 0.22 | 8.01 | 0.65 |
| 4150 | 10022 | 901 | 796 | 6.63 | 7.94 | 7.51 |
| 4020 | 10022 | 970 | 785 | 6.54 | 7.83 | 8.08 |
| 570 | 103 | 19 | 8 | 0.07 | 7.77 | 0.16 |
| 952 | 7598 | 1278 | 589 | 4.91 | 7.75 | 10.65 |
| 943 | 181 | 25 | 14 | 0.12 | 7.74 | 0.21 |
| 4210 | 13 | 1 | 1 | 0.01 | 7.69 | 0.01 |
| 4445 | 13 | 3 | 1 | 0.01 | 7.69 | 0.03 |
| 112 | 26 | 30 | 2 | 0.02 | 7.69 | 0.25 |
| 4279 | 26 | 4 | 2 | 0.02 | 7.69 | 0.03 |
| 4806 | 26 | 36 | 2 | 0.02 | 7.69 | 0.30 |
| 553 | 248 | 48 | 19 | 0.16 | 7.66 | 0.40 |
| 4021 | 3797 | 327 | 290 | 2.42 | 7.64 | 2.72 |
| 852 | 6981 | 751 | 533 | 4.44 | 7.64 | 6.26 |
| 1240 | 10022 | 953 | 765 | 6.37 | 7.63 | 7.94 |
| 4469 | 8288 | 1462 | 629 | 5.24 | 7.59 | 12.18 |
| 4819 | 1017 | 159 | 77 | 0.64 | 7.57 | 1.32 |
| 4801 | 3797 | 447 | 286 | 2.38 | 7.53 | 3.72 |
| 158 | 1941 | 259 | 146 | 1.22 | 7.52 | 2.16 |
| 839 | 2234 | 273 | 168 | 1.40 | 7.52 | 2.27 |
| 1232 | 854 | 240 | 64 | 0.53 | 7.49 | 2.00 |
| 1202 | 10020 | 831 | 749 | 6.24 | 7.48 | 6.92 |

| <u>Item</u> | <u>Number of Positive FCV</u> | <u>Number of Changes</u> | <u>Number of Imputations</u> | <u>Complete Nonresponse Rate (%)</u> | <u>Characteristic Nonresponse Rate (%)</u> | <u>Change Rate (%)</u> |
|-------------|-------------------------------|--------------------------|------------------------------|--------------------------------------|--|------------------------|
| 4374 | 711 | 78 | 53 | 0.44 | 7.45 | 0.65 |
| 4147 | 310 | 51 | 23 | 0.19 | 7.42 | 0.42 |
| 168 | 27 | 39 | 2 | 0.02 | 7.41 | 0.32 |
| 276 | 108 | 325 | 8 | 0.07 | 7.41 | 2.71 |
| 4815 | 594 | 90 | 44 | 0.37 | 7.41 | 0.75 |
| 4271 | 122 | 16 | 9 | 0.08 | 7.38 | 0.13 |
| 215 | 339 | 32 | 25 | 0.21 | 7.38 | 0.27 |
| 838 | 2229 | 264 | 164 | 1.37 | 7.36 | 2.20 |
| 527 | 41 | 8 | 3 | 0.03 | 7.32 | 0.07 |
| 836 | 2149 | 261 | 157 | 1.31 | 7.31 | 2.17 |
| 337 | 315 | 53 | 23 | 0.19 | 7.30 | 0.44 |
| 837 | 2253 | 264 | 163 | 1.36 | 7.24 | 2.20 |
| 4404 | 10022 | 791 | 718 | 5.98 | 7.16 | 6.59 |
| 296 | 363 | 44 | 26 | 0.22 | 7.16 | 0.37 |
| 4391 | 14 | 2 | 1 | 0.01 | 7.14 | 0.02 |
| 4439 | 14 | 2 | 1 | 0.01 | 7.14 | 0.02 |
| 4229 | 56 | 13 | 4 | 0.03 | 7.14 | 0.11 |
| 160 | 140 | 107 | 10 | 0.08 | 7.14 | 0.89 |
| 4037 | 154 | 63 | 11 | 0.09 | 7.14 | 0.52 |
| 621 | 1657 | 182 | 118 | 0.98 | 7.12 | 1.52 |
| 4807 | 338 | 51 | 24 | 0.20 | 7.10 | 0.42 |
| 4236 | 155 | 18 | 11 | 0.09 | 7.10 | 0.15 |
| 884 | 1661 | 151 | 117 | 0.97 | 7.04 | 1.26 |
| 4172 | 128 | 17 | 9 | 0.08 | 7.03 | 0.14 |
| 561 | 57 | 16 | 4 | 0.03 | 7.02 | 0.13 |
| 4027 | 3239 | 254 | 227 | 1.89 | 7.01 | 2.12 |
| 627 | 100 | 24 | 7 | 0.06 | 7.00 | 0.20 |
| 753 | 8168 | 649 | 571 | 4.76 | 6.99 | 5.41 |
| 4029 | 1622 | 129 | 113 | 0.94 | 6.97 | 1.07 |
| 108 | 1136 | 190 | 78 | 0.65 | 6.87 | 1.58 |
| 4209 | 117 | 15 | 8 | 0.07 | 6.84 | 0.13 |
| 4177 | 44 | 9 | 3 | 0.03 | 6.82 | 0.08 |

| <u>Item</u> | <u>Number of Positive FCV</u> | <u>Number of Changes</u> | <u>Number of Imputations</u> | <u>Complete Nonresponse Rate (%)</u> | <u>Characteristic Nonresponse Rate (%)</u> | <u>Change Rate (%)</u> |
|-------------|-------------------------------|--------------------------|------------------------------|--------------------------------------|--|------------------------|
| 4263 | 59 | 7 | 4 | 0.03 | 6.78 | 0.06 |
| 1224 | 4441 | 378 | 298 | 2.48 | 6.71 | 3.15 |
| 214 | 209 | 17 | 14 | 0.12 | 6.70 | 0.14 |
| 851 | 1603 | 156 | 107 | 0.89 | 6.68 | 1.30 |
| 272 | 15 | 1 | 1 | 0.01 | 6.67 | 0.01 |
| 975 | 287 | 932 | 19 | 0.16 | 6.62 | 7.76 |
| 403 | 137 | 143 | 9 | 0.08 | 6.57 | 1.19 |
| 545 | 137 | 33 | 9 | 0.08 | 6.57 | 0.27 |
| 4559 | 948 | 120 | 62 | 0.52 | 6.54 | 1.00 |
| 563 | 10022 | 899 | 650 | 5.41 | 6.49 | 7.49 |
| 4467 | 247 | 30 | 16 | 0.13 | 6.48 | 0.25 |
| 4462 | 62 | 10 | 4 | 0.03 | 6.45 | 0.08 |
| 502 | 140 | 21 | 9 | 0.08 | 6.43 | 0.17 |
| 526 | 156 | 26 | 10 | 0.08 | 6.41 | 0.22 |
| 4134 | 345 | 37 | 22 | 0.18 | 6.38 | 0.31 |
| 646 | 79 | 69 | 5 | 0.04 | 6.33 | 0.57 |
| 596 | 5896 | 770 | 373 | 3.11 | 6.33 | 6.41 |
| 4235 | 161 | 19 | 10 | 0.08 | 6.21 | 0.16 |
| 1204 | 854 | 616 | 53 | 0.44 | 6.21 | 5.13 |
| 4225 | 680 | 114 | 42 | 0.35 | 6.18 | 0.95 |
| 557 | 163 | 56 | 10 | 0.08 | 6.14 | 0.47 |
| 4465 | 49 | 6 | 3 | 0.03 | 6.12 | 0.05 |
| 28 | 1968 | 297 | 120 | 1.00 | 6.10 | 2.47 |
| 4571 | 477 | 47 | 29 | 0.24 | 6.08 | 0.39 |
| 4551 | 10021 | 1012 | 607 | 5.06 | 6.06 | 8.43 |
| 140 | 1044 | 148 | 63 | 0.52 | 6.03 | 1.23 |
| 613 | 714 | 102 | 43 | 0.36 | 6.02 | 0.85 |
| 265 | 349 | 30 | 21 | 0.17 | 6.02 | 0.25 |
| 960 | 7711 | 975 | 457 | 3.81 | 5.93 | 8.12 |
| 150 | 338 | 59 | 20 | 0.17 | 5.92 | 0.49 |
| 4339 | 220 | 22 | 13 | 0.11 | 5.91 | 0.18 |
| 510 | 694 | 104 | 41 | 0.34 | 5.91 | 0.87 |

| <u>Item</u> | <u>Number of Positive FCV</u> | <u>Number of Changes</u> | <u>Number of Imputations</u> | <u>Complete Nonresponse Rate (%)</u> | <u>Characteristic Nonresponse Rate (%)</u> | <u>Change Rate (%)</u> |
|-------------|-------------------------------|--------------------------|------------------------------|--------------------------------------|--|------------------------|
| 4146 | 17 | 8 | 1 | 0.01 | 5.88 | 0.07 |
| 297 | 34 | 33 | 2 | 0.02 | 5.88 | 0.27 |
| 4023 | 1112 | 77 | 65 | 0.54 | 5.85 | 0.64 |
| 4252 | 137 | 16 | 8 | 0.07 | 5.84 | 0.13 |
| 715 | 69 | 55 | 4 | 0.03 | 5.80 | 0.46 |
| 4521 | 69 | 10 | 4 | 0.03 | 5.80 | 0.08 |
| 499 | 881 | 65 | 51 | 0.42 | 5.79 | 0.54 |
| 601 | 553 | 81 | 32 | 0.27 | 5.79 | 0.67 |
| 4167 | 485 | 47 | 28 | 0.23 | 5.77 | 0.39 |
| 4827 | 52 | 9 | 3 | 0.03 | 5.77 | 0.08 |
| 156 | 594 | 83 | 34 | 0.28 | 5.72 | 0.69 |
| 4256 | 455 | 62 | 26 | 0.22 | 5.71 | 0.52 |
| 4272 | 89 | 8 | 5 | 0.04 | 5.62 | 0.07 |
| 270 | 819 | 194 | 46 | 0.38 | 5.62 | 1.62 |
| 219 | 36 | 8 | 2 | 0.02 | 5.56 | 0.07 |
| 352 | 126 | 24 | 7 | 0.06 | 5.56 | 0.20 |
| 4553 | 4116 | 398 | 227 | 1.89 | 5.52 | 3.32 |
| 532 | 55 | 6 | 3 | 0.03 | 5.46 | 0.05 |
| 767 | 828 | 149 | 45 | 0.37 | 5.44 | 1.24 |
| 155 | 203 | 72 | 11 | 0.09 | 5.42 | 0.60 |
| 9910 | 15571 | 1162 | 843 | 7.02 | 5.41 | 9.68 |
| 1248 | 9557 | 689 | 517 | 4.31 | 5.41 | 5.74 |
| 528 | 37 | 5 | 2 | 0.02 | 5.41 | 0.04 |
| 4821 | 353 | 64 | 19 | 0.16 | 5.38 | 0.53 |
| 4132 | 4375 | 489 | 234 | 1.95 | 5.35 | 4.07 |
| 4213 | 94 | 9 | 5 | 0.04 | 5.32 | 0.08 |
| 504 | 359 | 50 | 19 | 0.16 | 5.29 | 0.42 |
| 4028 | 454 | 34 | 24 | 0.20 | 5.29 | 0.28 |
| 957 | 7739 | 925 | 409 | 3.41 | 5.29 | 7.71 |
| 512 | 873 | 66 | 46 | 0.38 | 5.27 | 0.55 |
| 4054 | 19 | 6 | 1 | 0.01 | 5.26 | 0.05 |
| 4056 | 19 | 3 | 1 | 0.01 | 5.26 | 0.03 |

| <u>Item</u> | <u>Number of Positive FCV</u> | <u>Number of Changes</u> | <u>Number of Imputations</u> | <u>Complete Nonresponse Rate (%)</u> | <u>Characteristic Nonresponse Rate (%)</u> | <u>Change Rate (%)</u> |
|-------------|-------------------------------|--------------------------|------------------------------|--------------------------------------|--|------------------------|
| 4057 | 19 | 4 | 1 | 0.01 | 5.26 | 0.03 |
| 4059 | 19 | 2 | 1 | 0.01 | 5.26 | 0.02 |
| 4273 | 19 | 2 | 1 | 0.01 | 5.26 | 0.02 |
| 4453 | 19 | 24 | 1 | 0.01 | 5.26 | 0.20 |
| 4830 | 19 | 2 | 1 | 0.01 | 5.26 | 0.02 |
| 4831 | 19 | 3 | 1 | 0.01 | 5.26 | 0.03 |
| 4230 | 57 | 6 | 3 | 0.03 | 5.26 | 0.05 |
| 547 | 343 | 56 | 18 | 0.15 | 5.25 | 0.47 |
| 4260 | 153 | 21 | 8 | 0.07 | 5.23 | 0.17 |
| 4224 | 823 | 166 | 43 | 0.36 | 5.23 | 1.38 |
| 154 | 1622 | 171 | 84 | 0.70 | 5.18 | 1.42 |
| 322 | 989 | 116 | 51 | 0.42 | 5.16 | 0.97 |
| 4463 | 136 | 12 | 7 | 0.06 | 5.15 | 0.10 |
| 307 | 1851 | 268 | 95 | 0.79 | 5.13 | 2.23 |
| 1200 | 10022 | 955 | 514 | 4.28 | 5.13 | 7.96 |
| 51 | 39 | 30 | 2 | 0.02 | 5.13 | 0.25 |
| 643 | 39 | 39 | 2 | 0.02 | 5.13 | 0.32 |
| 4237 | 39 | 12 | 2 | 0.02 | 5.13 | 0.10 |
| 4570 | 39 | 16 | 2 | 0.02 | 5.13 | 0.13 |
| 993 | 7600 | 966 | 389 | 3.24 | 5.12 | 8.05 |
| 1249 | 10022 | 1258 | 511 | 4.26 | 5.10 | 10.48 |
| 4024 | 198 | 17 | 10 | 0.08 | 5.05 | 0.14 |
| 607 | 836 | 114 | 42 | 0.35 | 5.02 | 0.95 |
| 177 | 20 | 64 | 1 | 0.01 | 5.00 | 0.53 |
| 4049 | 20 | 10 | 1 | 0.01 | 5.00 | 0.08 |
| 209 | 40 | 3 | 2 | 0.02 | 5.00 | 0.03 |
| 1213 | 80 | 223 | 4 | 0.03 | 5.00 | 1.86 |
| 612 | 7103 | 457 | 355 | 2.96 | 5.00 | 3.81 |
| 25 | 1283 | 180 | 64 | 0.53 | 4.99 | 1.50 |
| 23 | 1914 | 262 | 95 | 0.79 | 4.96 | 2.18 |
| 4165 | 284 | 46 | 14 | 0.12 | 4.93 | 0.38 |
| 865 | 934 | 73 | 46 | 0.38 | 4.93 | 0.61 |

| <u>Item</u> | <u>Number of Positive FCV</u> | <u>Number of Changes</u> | <u>Number of Imputations</u> | <u>Complete Nonresponse Rate (%)</u> | <u>Characteristic Nonresponse Rate (%)</u> | <u>Change Rate (%)</u> |
|-------------|-------------------------------|--------------------------|------------------------------|--------------------------------------|--|------------------------|
| 4380 | 711 | 275 | 35 | 0.29 | 4.92 | 2.29 |
| 1246 | 9711 | 615 | 474 | 3.95 | 4.88 | 5.12 |
| 651 | 699 | 36 | 34 | 0.28 | 4.86 | 0.30 |
| 4228 | 144 | 15 | 7 | 0.06 | 4.86 | 0.13 |
| 885 | 1133 | 140 | 55 | 0.46 | 4.85 | 1.17 |
| 963 | 7734 | 889 | 375 | 3.12 | 4.85 | 7.41 |
| 1049 | 2131 | 175 | 103 | 0.86 | 4.83 | 1.46 |
| 978 | 7667 | 914 | 370 | 3.08 | 4.83 | 7.61 |
| 106 | 3797 | 431 | 183 | 1.52 | 4.82 | 3.59 |
| 4005 | 83 | 11 | 4 | 0.03 | 4.82 | 0.09 |
| 1055 | 3013 | 234 | 145 | 1.21 | 4.81 | 1.95 |
| 525 | 4722 | 378 | 227 | 1.89 | 4.81 | 3.15 |
| 41 | 125 | 39 | 6 | 0.05 | 4.80 | 0.32 |
| 739 | 21 | 33 | 1 | 0.01 | 4.76 | 0.27 |
| 368 | 42 | 4 | 2 | 0.02 | 4.76 | 0.03 |
| 569 | 126 | 23 | 6 | 0.05 | 4.76 | 0.19 |
| 138 | 3239 | 306 | 154 | 1.28 | 4.76 | 2.55 |
| 4025 | 338 | 31 | 16 | 0.13 | 4.73 | 0.26 |
| 4492 | 3153 | 347 | 149 | 1.24 | 4.73 | 2.89 |
| 4822 | 318 | 40 | 15 | 0.13 | 4.72 | 0.33 |
| 4035 | 1018 | 132 | 48 | 0.40 | 4.72 | 1.10 |
| 4141 | 2111 | 157 | 99 | 0.82 | 4.69 | 1.31 |
| 4047 | 129 | 29 | 6 | 0.05 | 4.65 | 0.24 |
| 606 | 7276 | 478 | 337 | 2.81 | 4.63 | 3.98 |
| 556 | 588 | 54 | 27 | 0.22 | 4.59 | 0.45 |
| 24 | 701 | 72 | 32 | 0.27 | 4.57 | 0.60 |
| 636 | 4771 | 308 | 217 | 1.81 | 4.55 | 2.57 |
| 600 | 6181 | 369 | 281 | 2.34 | 4.55 | 3.07 |
| 4434 | 22 | 7 | 1 | 0.01 | 4.55 | 0.06 |
| 4350 | 88 | 6 | 4 | 0.03 | 4.55 | 0.05 |
| 511 | 4046 | 333 | 183 | 1.52 | 4.52 | 2.77 |
| 4562 | 932 | 185 | 42 | 0.35 | 4.51 | 1.54 |

| <u>Item</u> | <u>Number of Positive FCV</u> | <u>Number of Changes</u> | <u>Number of Imputations</u> | <u>Complete Nonresponse Rate (%)</u> | <u>Characteristic Nonresponse Rate (%)</u> | <u>Change Rate (%)</u> |
|-------------|-------------------------------|--------------------------|------------------------------|--------------------------------------|--|------------------------|
| 4428 | 10022 | 557 | 449 | 3.74 | 4.48 | 4.64 |
| 4170 | 67 | 16 | 3 | 0.03 | 4.48 | 0.13 |
| 300 | 10022 | 647 | 445 | 3.71 | 4.44 | 5.39 |
| 1052 | 2074 | 146 | 92 | 0.77 | 4.44 | 1.22 |
| 260 | 4469 | 291 | 198 | 1.65 | 4.43 | 2.42 |
| 508 | 388 | 38 | 17 | 0.14 | 4.38 | 0.32 |
| 805 | 23 | 35 | 1 | 0.01 | 4.35 | 0.29 |
| 637 | 46 | 46 | 2 | 0.02 | 4.35 | 0.38 |
| 655 | 69 | 29 | 3 | 0.03 | 4.35 | 0.24 |
| 22 | 391 | 65 | 17 | 0.14 | 4.35 | 0.54 |
| 825 | 605 | 126 | 26 | 0.22 | 4.30 | 1.05 |
| 4343 | 10022 | 535 | 427 | 3.56 | 4.26 | 4.46 |
| 4468 | 47 | 13 | 2 | 0.02 | 4.26 | 0.11 |
| 4038 | 353 | 59 | 15 | 0.13 | 4.25 | 0.49 |
| 4541 | 4458 | 354 | 189 | 1.57 | 4.24 | 2.95 |
| 4022 | 733 | 49 | 31 | 0.26 | 4.23 | 0.41 |
| 642 | 4361 | 231 | 183 | 1.52 | 4.20 | 1.92 |
| 660 | 550 | 36 | 23 | 0.19 | 4.18 | 0.30 |
| 648 | 6801 | 344 | 282 | 2.35 | 4.15 | 2.87 |
| 262 | 683 | 33 | 28 | 0.23 | 4.10 | 0.27 |
| 4151 | 49 | 11 | 2 | 0.02 | 4.08 | 0.09 |
| 1058 | 9310 | 606 | 378 | 3.15 | 4.06 | 5.05 |
| 4405 | 74 | 7 | 3 | 0.03 | 4.05 | 0.06 |
| 782 | 2131 | 224 | 86 | 0.72 | 4.04 | 1.87 |
| 799 | 1118 | 64 | 45 | 0.37 | 4.03 | 0.53 |
| 709 | 50 | 72 | 2 | 0.02 | 4.00 | 0.60 |
| 840 | 1310 | 69 | 52 | 0.43 | 3.97 | 0.57 |
| 4472 | 126 | 474 | 5 | 0.04 | 3.97 | 3.95 |
| 4480 | 152 | 7 | 6 | 0.05 | 3.95 | 0.06 |
| 4053 | 51 | 9 | 2 | 0.02 | 3.92 | 0.08 |
| 4206 | 51 | 6 | 2 | 0.02 | 3.92 | 0.05 |
| 336 | 307 | 34 | 12 | 0.10 | 3.91 | 0.28 |

| <u>Item</u> | <u>Number of Positive FCV</u> | <u>Number of Changes</u> | <u>Number of Imputations</u> | <u>Complete Nonresponse Rate (%)</u> | <u>Characteristic Nonresponse Rate (%)</u> | <u>Change Rate (%)</u> |
|-------------|-------------------------------|--------------------------|------------------------------|--------------------------------------|--|------------------------|
| 4329 | 10022 | 539 | 391 | 3.26 | 3.90 | 4.49 |
| 4203 | 154 | 13 | 6 | 0.05 | 3.90 | 0.11 |
| 519 | 386 | 36 | 15 | 0.13 | 3.89 | 0.30 |
| 4466 | 258 | 23 | 10 | 0.08 | 3.88 | 0.19 |
| 998 | 7612 | 853 | 295 | 2.46 | 3.88 | 7.11 |
| 1220 | 4417 | 270 | 171 | 1.42 | 3.87 | 2.25 |
| 4048 | 52 | 11 | 2 | 0.02 | 3.85 | 0.09 |
| 4050 | 52 | 10 | 2 | 0.02 | 3.85 | 0.08 |
| 645 | 8036 | 397 | 309 | 2.57 | 3.85 | 3.31 |
| 886 | 1197 | 142 | 46 | 0.38 | 3.84 | 1.18 |
| 4008 | 604 | 63 | 23 | 0.19 | 3.81 | 0.52 |
| 4459 | 2994 | 203 | 113 | 0.94 | 3.77 | 1.69 |
| 4561 | 663 | 97 | 25 | 0.21 | 3.77 | 0.81 |
| 574 | 769 | 83 | 29 | 0.24 | 3.77 | 0.69 |
| 776 | 3235 | 302 | 122 | 1.02 | 3.77 | 2.52 |
| 47 | 10022 | 460 | 374 | 3.12 | 3.73 | 3.83 |
| 4013 | 1050 | 123 | 39 | 0.32 | 3.71 | 1.02 |
| 4232 | 54 | 5 | 2 | 0.02 | 3.70 | 0.04 |
| 4303 | 54 | 3 | 2 | 0.02 | 3.70 | 0.03 |
| 843 | 1487 | 71 | 55 | 0.46 | 3.70 | 0.59 |
| 1223 | 9354 | 430 | 345 | 2.87 | 3.69 | 3.58 |
| 4131 | 10022 | 539 | 369 | 3.07 | 3.68 | 4.49 |
| 842 | 1550 | 75 | 57 | 0.47 | 3.68 | 0.62 |
| 4569 | 3130 | 207 | 114 | 0.95 | 3.64 | 1.72 |
| 4248 | 110 | 8 | 4 | 0.03 | 3.64 | 0.07 |
| 4251 | 138 | 11 | 5 | 0.04 | 3.62 | 0.09 |
| 4001 | 1105 | 124 | 40 | 0.33 | 3.62 | 1.03 |
| 4568 | 975 | 197 | 35 | 0.29 | 3.59 | 1.64 |
| 182 | 223 | 14 | 8 | 0.07 | 3.59 | 0.12 |
| 4243 | 56 | 4 | 2 | 0.02 | 3.57 | 0.03 |
| 4522 | 56 | 12 | 2 | 0.02 | 3.57 | 0.10 |
| 4547 | 955 | 123 | 34 | 0.28 | 3.56 | 1.02 |

| <u>Item</u> | <u>Number of Positive FCV</u> | <u>Number of Changes</u> | <u>Number of Imputations</u> | <u>Complete Nonresponse Rate (%)</u> | <u>Characteristic Nonresponse Rate (%)</u> | <u>Change Rate (%)</u> |
|-------------|-------------------------------|--------------------------|------------------------------|--------------------------------------|--|------------------------|
| 306 | 1827 | 198 | 65 | 0.54 | 3.56 | 1.65 |
| 841 | 1580 | 75 | 56 | 0.47 | 3.54 | 0.62 |
| 4566 | 10022 | 456 | 351 | 2.92 | 3.50 | 3.80 |
| 201 | 230 | 17 | 8 | 0.07 | 3.48 | 0.14 |
| 4036 | 378 | 36 | 13 | 0.11 | 3.44 | 0.30 |
| 9902 | 11378 | 449 | 389 | 3.24 | 3.42 | 3.74 |
| 4565 | 10022 | 410 | 342 | 2.85 | 3.41 | 3.42 |
| 747 | 2327 | 128 | 79 | 0.66 | 3.40 | 1.07 |
| 361 | 59 | 8 | 2 | 0.02 | 3.39 | 0.07 |
| 4042 | 118 | 17 | 4 | 0.03 | 3.39 | 0.14 |
| 4138 | 386 | 50 | 13 | 0.11 | 3.37 | 0.42 |
| 730 | 119 | 74 | 4 | 0.03 | 3.36 | 0.62 |
| 966 | 7462 | 829 | 249 | 2.07 | 3.34 | 6.91 |
| 981 | 6697 | 766 | 223 | 1.86 | 3.33 | 6.38 |
| 891 | 7894 | 326 | 260 | 2.17 | 3.29 | 2.72 |
| 320 | 1005 | 73 | 33 | 0.27 | 3.28 | 0.61 |
| 1261 | 3674 | 304 | 120 | 1.00 | 3.27 | 2.53 |
| 657 | 7026 | 269 | 228 | 1.90 | 3.25 | 2.24 |
| 4464 | 247 | 21 | 8 | 0.07 | 3.24 | 0.17 |
| 1263 | 4555 | 262 | 147 | 1.22 | 3.23 | 2.18 |
| 4015 | 7029 | 645 | 225 | 1.87 | 3.20 | 5.37 |
| 1103 | 7466 | 950 | 236 | 1.97 | 3.16 | 7.91 |
| 4542 | 4468 | 296 | 141 | 1.17 | 3.16 | 2.47 |
| 4477 | 32 | 2 | 1 | 0.01 | 3.13 | 0.02 |
| 4352 | 96 | 7 | 3 | 0.03 | 3.13 | 0.06 |
| 518 | 547 | 29 | 17 | 0.14 | 3.11 | 0.24 |
| 335 | 322 | 25 | 10 | 0.08 | 3.11 | 0.21 |
| 4255 | 487 | 43 | 15 | 0.13 | 3.08 | 0.36 |
| 263 | 653 | 35 | 20 | 0.17 | 3.06 | 0.29 |
| 4458 | 1634 | 105 | 50 | 0.42 | 3.06 | 0.87 |
| 321 | 981 | 92 | 30 | 0.25 | 3.06 | 0.77 |
| 4554 | 955 | 99 | 29 | 0.24 | 3.04 | 0.82 |

| <u>Item</u> | <u>Number of Positive FCV</u> | <u>Number of Changes</u> | <u>Number of Imputations</u> | <u>Complete Nonresponse Rate (%)</u> | <u>Characteristic Nonresponse Rate (%)</u> | <u>Change Rate (%)</u> |
|-------------|-------------------------------|--------------------------|------------------------------|--------------------------------------|--|------------------------|
| 498 | 494 | 37 | 15 | 0.13 | 3.04 | 0.31 |
| 4262 | 66 | 9 | 2 | 0.02 | 3.03 | 0.08 |
| 750 | 1302 | 50 | 39 | 0.32 | 3.00 | 0.42 |
| 4335 | 3643 | 175 | 109 | 0.91 | 2.99 | 1.46 |
| 1259 | 9452 | 443 | 282 | 2.35 | 2.98 | 3.69 |
| 1243 | 9555 | 377 | 285 | 2.37 | 2.98 | 3.14 |
| 298 | 10022 | 585 | 298 | 2.48 | 2.97 | 4.87 |
| 1208 | 4512 | 280 | 134 | 1.12 | 2.97 | 2.33 |
| 4018 | 2596 | 180 | 77 | 0.64 | 2.97 | 1.50 |
| 708 | 8284 | 317 | 245 | 2.04 | 2.96 | 2.64 |
| 257 | 778 | 52 | 23 | 0.19 | 2.96 | 0.43 |
| 969 | 7449 | 796 | 220 | 1.83 | 2.95 | 6.63 |
| 4033 | 1018 | 115 | 30 | 0.25 | 2.95 | 0.96 |
| 804 | 3902 | 316 | 115 | 0.96 | 2.95 | 2.63 |
| 229 | 34 | 1 | 1 | 0.01 | 2.94 | 0.01 |
| 4239 | 34 | 3 | 1 | 0.01 | 2.94 | 0.03 |
| 4461 | 68 | 5 | 2 | 0.02 | 2.94 | 0.04 |
| 4552 | 1701 | 193 | 50 | 0.42 | 2.94 | 1.61 |
| 714 | 5376 | 201 | 156 | 1.30 | 2.90 | 1.67 |
| 4204 | 242 | 19 | 7 | 0.06 | 2.89 | 0.16 |
| 939 | 7485 | 673 | 214 | 1.78 | 2.86 | 5.61 |
| 4129 | 10022 | 402 | 284 | 2.37 | 2.83 | 3.35 |
| 305 | 1874 | 152 | 53 | 0.44 | 2.83 | 1.27 |
| 4144 | 496 | 52 | 14 | 0.12 | 2.82 | 0.43 |
| 4199 | 428 | 162 | 12 | 0.10 | 2.80 | 1.35 |
| 334 | 322 | 30 | 9 | 0.08 | 2.80 | 0.25 |
| 5 | 3803 | 196 | 106 | 0.88 | 2.79 | 1.63 |
| 4479 | 10022 | 393 | 279 | 2.32 | 2.78 | 3.27 |
| 994 | 7305 | 989 | 203 | 1.69 | 2.78 | 8.24 |
| 658 | 36 | 54 | 1 | 0.01 | 2.78 | 0.45 |
| 4154 | 36 | 5 | 1 | 0.01 | 2.78 | 0.04 |
| 1283 | 977 | 99 | 27 | 0.22 | 2.76 | 0.82 |

| <u>Item</u> | <u>Number of Positive FCV</u> | <u>Number of Changes</u> | <u>Number of Imputations</u> | <u>Complete Nonresponse Rate (%)</u> | <u>Characteristic Nonresponse Rate (%)</u> | <u>Change Rate (%)</u> |
|-------------|-------------------------------|--------------------------|------------------------------|--------------------------------------|--|------------------------|
| 976 | 1701 | 327 | 47 | 0.39 | 2.76 | 2.72 |
| 4471 | 438 | 54 | 12 | 0.10 | 2.74 | 0.45 |
| 4247 | 110 | 6 | 3 | 0.03 | 2.73 | 0.05 |
| 4278 | 37 | 3 | 1 | 0.01 | 2.70 | 0.03 |
| 4346 | 74 | 6 | 2 | 0.02 | 2.70 | 0.05 |
| 4030 | 186 | 10 | 5 | 0.04 | 2.69 | 0.08 |
| 4 | 3803 | 153 | 102 | 0.85 | 2.68 | 1.27 |
| 892 | 112 | 74 | 3 | 0.03 | 2.68 | 0.62 |
| 4344 | 264 | 17 | 7 | 0.06 | 2.65 | 0.14 |
| 4537 | 3496 | 242 | 92 | 0.77 | 2.63 | 2.02 |
| 264 | 381 | 26 | 10 | 0.08 | 2.63 | 0.22 |
| 4512 | 1525 | 427 | 40 | 0.33 | 2.62 | 3.56 |
| 121 | 420 | 27 | 11 | 0.09 | 2.62 | 0.22 |
| 4543 | 4338 | 254 | 113 | 0.94 | 2.61 | 2.12 |
| 1207 | 9496 | 391 | 247 | 2.06 | 2.60 | 3.26 |
| 4227 | 154 | 16 | 4 | 0.03 | 2.60 | 0.13 |
| 1281 | 775 | 105 | 20 | 0.17 | 2.58 | 0.87 |
| 4474 | 39 | 20 | 1 | 0.01 | 2.56 | 0.17 |
| 844 | 6478 | 215 | 166 | 1.38 | 2.56 | 1.79 |
| 4539 | 9489 | 370 | 242 | 2.02 | 2.55 | 3.08 |
| 1262 | 4394 | 285 | 112 | 0.93 | 2.55 | 2.37 |
| 4334 | 2160 | 83 | 55 | 0.46 | 2.55 | 0.69 |
| 4544 | 4331 | 279 | 110 | 0.92 | 2.54 | 2.32 |
| 4460 | 276 | 24 | 7 | 0.06 | 2.54 | 0.20 |
| 4135 | 513 | 32 | 13 | 0.11 | 2.53 | 0.27 |
| 4130 | 3557 | 113 | 90 | 0.75 | 2.53 | 0.94 |
| 351 | 121 | 13 | 3 | 0.03 | 2.48 | 0.11 |
| 729 | 7731 | 230 | 191 | 1.59 | 2.47 | 1.92 |
| 4486 | 10022 | 326 | 247 | 2.06 | 2.47 | 2.72 |
| 4034 | 1018 | 90 | 25 | 0.21 | 2.46 | 0.75 |
| 4373 | 611 | 25 | 15 | 0.13 | 2.46 | 0.21 |
| 4163 | 492 | 46 | 12 | 0.10 | 2.44 | 0.38 |

| <u>Item</u> | <u>Number of Positive FCV</u> | <u>Number of Changes</u> | <u>Number of Imputations</u> | <u>Complete Nonresponse Rate (%)</u> | <u>Characteristic Nonresponse Rate (%)</u> | <u>Change Rate (%)</u> |
|-------------|-------------------------------|--------------------------|------------------------------|--------------------------------------|--|------------------------|
| 550 | 781 | 22 | 19 | 0.16 | 2.43 | 0.18 |
| 4824 | 84 | 18 | 2 | 0.02 | 2.38 | 0.15 |
| 304 | 1874 | 171 | 44 | 0.37 | 2.35 | 1.42 |
| 4208 | 128 | 7 | 3 | 0.03 | 2.34 | 0.06 |
| 4372 | 256 | 12 | 6 | 0.05 | 2.34 | 0.10 |
| 4340 | 171 | 4 | 4 | 0.03 | 2.34 | 0.03 |
| 223 | 214 | 13 | 5 | 0.04 | 2.34 | 0.11 |
| 4019 | 302 | 36 | 7 | 0.06 | 2.32 | 0.30 |
| 4007 | 8074 | 789 | 187 | 1.56 | 2.32 | 6.57 |
| 1255 | 9864 | 411 | 228 | 1.90 | 2.31 | 3.42 |
| 26 | 10022 | 665 | 231 | 1.92 | 2.31 | 5.54 |
| 654 | 3646 | 108 | 84 | 0.70 | 2.30 | 0.90 |
| 4004 | 392 | 28 | 9 | 0.08 | 2.30 | 0.23 |
| 848 | 44 | 28 | 1 | 0.01 | 2.27 | 0.23 |
| 4173 | 44 | 8 | 1 | 0.01 | 2.27 | 0.07 |
| 4550 | 930 | 98 | 21 | 0.17 | 2.26 | 0.82 |
| 21 | 4555 | 295 | 102 | 0.85 | 2.24 | 2.46 |
| 1219 | 9531 | 309 | 213 | 1.77 | 2.24 | 2.57 |
| 4511 | 6168 | 782 | 137 | 1.14 | 2.22 | 6.51 |
| 4201 | 451 | 41 | 10 | 0.08 | 2.22 | 0.34 |
| 4160 | 10022 | 330 | 222 | 1.85 | 2.22 | 2.75 |
| 875 | 994 | 191 | 22 | 0.18 | 2.21 | 1.59 |
| 1217 | 46 | 14 | 1 | 0.01 | 2.17 | 0.12 |
| 4546 | 970 | 99 | 21 | 0.17 | 2.17 | 0.82 |
| 552 | 1389 | 46 | 30 | 0.25 | 2.16 | 0.38 |
| 4198 | 10022 | 303 | 214 | 1.78 | 2.14 | 2.52 |
| 1260 | 4452 | 238 | 95 | 0.79 | 2.13 | 1.98 |
| 4371 | 10022 | 314 | 213 | 1.77 | 2.13 | 2.62 |
| 4223 | 10022 | 305 | 211 | 1.76 | 2.11 | 2.54 |
| 554 | 3147 | 163 | 66 | 0.55 | 2.10 | 1.36 |
| 400 | 10022 | 497 | 210 | 1.75 | 2.10 | 4.14 |
| 4161 | 287 | 40 | 6 | 0.05 | 2.09 | 0.33 |

| <u>Item</u> | <u>Number of Positive FCV</u> | <u>Number of Changes</u> | <u>Number of Imputations</u> | <u>Complete Nonresponse Rate (%)</u> | <u>Characteristic Nonresponse Rate (%)</u> | <u>Change Rate (%)</u> |
|-------------|-------------------------------|--------------------------|------------------------------|--------------------------------------|--|------------------------|
| 798 | 727 | 178 | 15 | 0.13 | 2.06 | 1.48 |
| 974 | 931 | 1456 | 19 | 0.16 | 2.04 | 12.13 |
| 4525 | 9754 | 323 | 198 | 1.65 | 2.03 | 2.69 |
| 4212 | 99 | 5 | 2 | 0.02 | 2.02 | 0.04 |
| 4332 | 4148 | 156 | 83 | 0.69 | 2.00 | 1.30 |
| 4254 | 502 | 36 | 10 | 0.08 | 1.99 | 0.30 |
| 546 | 1463 | 40 | 29 | 0.24 | 1.98 | 0.33 |
| 4548 | 960 | 104 | 19 | 0.16 | 1.98 | 0.87 |
| 4051 | 51 | 11 | 1 | 0.01 | 1.96 | 0.09 |
| 4052 | 51 | 9 | 1 | 0.01 | 1.96 | 0.08 |
| 4387 | 51 | 4 | 1 | 0.01 | 1.96 | 0.03 |
| 9903 | 15405 | 452 | 301 | 2.51 | 1.95 | 3.77 |
| 4270 | 10022 | 270 | 195 | 1.62 | 1.95 | 2.25 |
| 4429 | 1596 | 52 | 31 | 0.26 | 1.94 | 0.43 |
| 1241 | 8294 | 430 | 161 | 1.34 | 1.94 | 3.58 |
| 4383 | 10022 | 279 | 194 | 1.62 | 1.94 | 2.32 |
| 4549 | 932 | 97 | 18 | 0.15 | 1.93 | 0.81 |
| 3 | 208 | 27 | 4 | 0.03 | 1.92 | 0.22 |
| 4567 | 1778 | 309 | 34 | 0.28 | 1.91 | 2.57 |
| 4449 | 53 | 35 | 1 | 0.01 | 1.89 | 0.29 |
| 4041 | 318 | 35 | 6 | 0.05 | 1.89 | 0.29 |
| 2 | 592 | 56 | 11 | 0.09 | 1.86 | 0.47 |
| 225 | 54 | 1 | 1 | 0.01 | 1.85 | 0.01 |
| 261 | 4667 | 201 | 85 | 0.71 | 1.82 | 1.67 |
| 4302 | 55 | 1 | 1 | 0.01 | 1.82 | 0.01 |
| 4478 | 55 | 8 | 1 | 0.01 | 1.82 | 0.07 |
| 4259 | 166 | 13 | 3 | 0.03 | 1.81 | 0.11 |
| 4231 | 56 | 5 | 1 | 0.01 | 1.79 | 0.04 |
| 4338 | 10022 | 260 | 177 | 1.47 | 1.77 | 2.17 |
| 157 | 1941 | 99 | 34 | 0.28 | 1.75 | 0.82 |
| 1057 | 917 | 181 | 16 | 0.13 | 1.75 | 1.51 |
| 1282 | 938 | 105 | 16 | 0.13 | 1.71 | 0.87 |

| <u>Item</u> | <u>Number of Positive FCV</u> | <u>Number of Changes</u> | <u>Number of Imputations</u> | <u>Complete Nonresponse Rate (%)</u> | <u>Characteristic Nonresponse Rate (%)</u> | <u>Change Rate (%)</u> |
|-------------|-------------------------------|--------------------------|------------------------------|--------------------------------------|--|------------------------|
| 4690 | 306 | 12 | 5 | 0.04 | 1.63 | 0.10 |
| 319 | 1005 | 63 | 16 | 0.13 | 1.59 | 0.52 |
| 220 | 189 | 6 | 3 | 0.03 | 1.59 | 0.05 |
| 99 | 12036 | 218 | 190 | 1.58 | 1.58 | 1.82 |
| 4039 | 318 | 30 | 5 | 0.04 | 1.57 | 0.25 |
| 4011 | 4662 | 421 | 73 | 0.61 | 1.57 | 3.51 |
| 4337 | 962 | 250 | 15 | 0.13 | 1.56 | 2.08 |
| 1054 | 3155 | 155 | 49 | 0.41 | 1.55 | 1.29 |
| 349 | 129 | 8 | 2 | 0.02 | 1.55 | 0.07 |
| 350 | 129 | 8 | 2 | 0.02 | 1.55 | 0.07 |
| 4168 | 131 | 22 | 2 | 0.02 | 1.53 | 0.18 |
| 4200 | 262 | 96 | 4 | 0.03 | 1.53 | 0.80 |
| 4538 | 9511 | 261 | 145 | 1.21 | 1.53 | 2.17 |
| 4330 | 3480 | 110 | 53 | 0.44 | 1.52 | 0.92 |
| 137 | 3239 | 106 | 48 | 0.40 | 1.48 | 0.88 |
| 153 | 1622 | 47 | 24 | 0.20 | 1.48 | 0.39 |
| 4560 | 953 | 88 | 14 | 0.12 | 1.47 | 0.73 |
| 1242 | 9423 | 280 | 137 | 1.14 | 1.45 | 2.33 |
| 1227 | 9399 | 339 | 136 | 1.13 | 1.45 | 2.82 |
| 4495 | 3541 | 87 | 51 | 0.42 | 1.44 | 0.72 |
| 4499 | 279 | 12 | 4 | 0.03 | 1.43 | 0.10 |
| 4526 | 9735 | 229 | 136 | 1.13 | 1.40 | 1.91 |
| 4498 | 3297 | 69 | 46 | 0.38 | 1.40 | 0.57 |
| 4016 | 9995 | 645 | 137 | 1.14 | 1.37 | 5.37 |
| 4563 | 8071 | 953 | 110 | 0.92 | 1.36 | 7.94 |
| 1048 | 2223 | 82 | 30 | 0.25 | 1.35 | 0.68 |
| 20 | 9218 | 377 | 124 | 1.03 | 1.35 | 3.14 |
| 802 | 4727 | 104 | 63 | 0.52 | 1.33 | 0.87 |
| 4501 | 3158 | 64 | 42 | 0.35 | 1.33 | 0.53 |
| 4494 | 8280 | 187 | 110 | 0.92 | 1.33 | 1.56 |
| 4517 | 1361 | 72 | 18 | 0.15 | 1.32 | 0.60 |
| 1051 | 2193 | 79 | 29 | 0.24 | 1.32 | 0.66 |

| <u>Item</u> | <u>Number of Positive FCV</u> | <u>Number of Changes</u> | <u>Number of Imputations</u> | <u>Complete Nonresponse Rate (%)</u> | <u>Characteristic Nonresponse Rate (%)</u> | <u>Change Rate (%)</u> |
|-------------|-------------------------------|--------------------------|------------------------------|--------------------------------------|--|------------------------|
| 4336 | 909 | 97 | 12 | 0.10 | 1.32 | 0.81 |
| 105 | 3797 | 140 | 50 | 0.42 | 1.32 | 1.17 |
| 4507 | 76 | 8 | 1 | 0.01 | 1.32 | 0.07 |
| 4009 | 458 | 39 | 6 | 0.05 | 1.31 | 0.32 |
| 4000 | 389 | 7 | 5 | 0.04 | 1.29 | 0.06 |
| 4514 | 3642 | 209 | 45 | 0.37 | 1.24 | 1.74 |
| 4540 | 9327 | 289 | 114 | 0.95 | 1.22 | 2.41 |
| 4531 | 9678 | 199 | 117 | 0.97 | 1.21 | 1.66 |
| 4044 | 84 | 12 | 1 | 0.01 | 1.19 | 0.10 |
| 4535 | 9683 | 195 | 115 | 0.96 | 1.19 | 1.62 |
| 4532 | 9695 | 205 | 114 | 0.95 | 1.18 | 1.71 |
| 4497 | 5128 | 98 | 60 | 0.50 | 1.17 | 0.82 |
| 109 | 1112 | 31 | 13 | 0.11 | 1.17 | 0.26 |
| 4527 | 9710 | 198 | 113 | 0.94 | 1.16 | 1.65 |
| 4506 | 862 | 24 | 10 | 0.08 | 1.16 | 0.20 |
| 4496 | 6235 | 131 | 72 | 0.60 | 1.16 | 1.09 |
| 4516 | 611 | 29 | 7 | 0.06 | 1.15 | 0.24 |
| 4014 | 2799 | 175 | 32 | 0.27 | 1.14 | 1.46 |
| 4500 | 528 | 13 | 6 | 0.05 | 1.14 | 0.11 |
| 4534 | 9688 | 192 | 109 | 0.91 | 1.13 | 1.60 |
| 4533 | 9673 | 199 | 108 | 0.90 | 1.12 | 1.66 |
| 4530 | 9678 | 197 | 108 | 0.90 | 1.12 | 1.64 |
| 4258 | 180 | 18 | 2 | 0.02 | 1.11 | 0.15 |
| 258 | 810 | 47 | 9 | 0.08 | 1.11 | 0.39 |
| 4515 | 6040 | 574 | 67 | 0.56 | 1.11 | 4.78 |
| 4342 | 181 | 8 | 2 | 0.02 | 1.11 | 0.07 |
| 4529 | 9673 | 199 | 106 | 0.88 | 1.10 | 1.66 |
| 4528 | 9697 | 198 | 106 | 0.88 | 1.09 | 1.65 |
| 726 | 1777 | 138 | 19 | 0.16 | 1.07 | 1.15 |
| 4564 | 7150 | 722 | 74 | 0.62 | 1.04 | 6.01 |
| 890 | 3141 | 60 | 32 | 0.27 | 1.02 | 0.50 |
| 801 | 6491 | 87 | 66 | 0.55 | 1.02 | 0.72 |

| <u>Item</u> | <u>Number of Positive FCV</u> | <u>Number of Changes</u> | <u>Number of Imputations</u> | <u>Complete Nonresponse Rate (%)</u> | <u>Characteristic Nonresponse Rate (%)</u> | <u>Change Rate (%)</u> |
|-------------|-------------------------------|--------------------------|------------------------------|--------------------------------------|--|------------------------|
| 4536 | 9662 | 197 | 95 | 0.79 | 0.98 | 1.64 |
| 1257 | 9477 | 206 | 93 | 0.77 | 0.98 | 1.72 |
| 4003 | 1944 | 132 | 19 | 0.16 | 0.98 | 1.10 |
| 4473 | 104 | 22 | 1 | 0.01 | 0.96 | 0.18 |
| 4505 | 1569 | 38 | 15 | 0.13 | 0.96 | 0.32 |
| 4341 | 106 | 1 | 1 | 0.01 | 0.94 | 0.01 |
| 4040 | 318 | 23 | 3 | 0.03 | 0.94 | 0.19 |
| 4791 | 540 | 20 | 5 | 0.04 | 0.93 | 0.17 |
| 4519 | 9859 | 171 | 91 | 0.76 | 0.92 | 1.42 |
| 39 | 4239 | 463 | 39 | 0.32 | 0.92 | 3.86 |
| 4002 | 9724 | 706 | 88 | 0.73 | 0.91 | 5.88 |
| 509 | 116 | 5 | 1 | 0.01 | 0.86 | 0.04 |
| 4508 | 119 | 7 | 1 | 0.01 | 0.84 | 0.06 |
| 4211 | 122 | 9 | 1 | 0.01 | 0.82 | 0.08 |
| 4012 | 1529 | 70 | 12 | 0.10 | 0.79 | 0.58 |
| 4045 | 129 | 18 | 1 | 0.01 | 0.78 | 0.15 |
| 4046 | 129 | 17 | 1 | 0.01 | 0.78 | 0.14 |
| 4518 | 568 | 27 | 4 | 0.03 | 0.70 | 0.22 |
| 4502 | 3667 | 72 | 25 | 0.21 | 0.68 | 0.60 |
| 217 | 300 | 12 | 2 | 0.02 | 0.67 | 0.10 |
| 4431 | 303 | 7 | 2 | 0.02 | 0.66 | 0.06 |
| 535 | 316 | 153 | 2 | 0.02 | 0.63 | 1.27 |
| 100 | 8792 | 425 | 55 | 0.46 | 0.63 | 3.54 |
| 149 | 338 | 15 | 2 | 0.02 | 0.59 | 0.13 |
| 4513 | 2560 | 104 | 15 | 0.13 | 0.59 | 0.87 |
| 4509 | 729 | 20 | 4 | 0.03 | 0.55 | 0.17 |
| 98 | 8792 | 450 | 47 | 0.39 | 0.54 | 3.75 |
| 4504 | 1330 | 27 | 5 | 0.04 | 0.38 | 0.22 |
| 4437 | 268 | 13 | 1 | 0.01 | 0.37 | 0.11 |
| 4523 | 1430 | 172 | 4 | 0.03 | 0.28 | 1.43 |
| 9901 | 16499 | 154 | 12 | 0.10 | 0.07 | 1.28 |
| 2000 | 8281 | 1 | 1 | 0.01 | 0.01 | 0.01 |

| <u>Item</u> | <u>Number of Positive FCV</u> | <u>Number of Changes</u> | <u>Number of Imputations</u> | <u>Complete Nonresponse Rate (%)</u> | <u>Characteristic Nonresponse Rate (%)</u> | <u>Change Rate (%)</u> |
|-------------|-------------------------------|--------------------------|------------------------------|--------------------------------------|--|------------------------|
| 124 | 0 | 13 | 0 | 0.00 | 0.00 | 0.11 |
| 144 | 0 | 2 | 0 | 0.00 | 0.00 | 0.02 |
| 453 | 0 | 12 | 0 | 0.00 | 0.00 | 0.10 |
| 468 | 0 | 0 | 0 | 0.00 | 0.00 | 0.00 |
| 576 | 0 | 3 | 0 | 0.00 | 0.00 | 0.03 |
| 631 | 0 | 3 | 0 | 0.00 | 0.00 | 0.03 |
| 662 | 0 | 3 | 0 | 0.00 | 0.00 | 0.03 |
| 765 | 0 | 13 | 0 | 0.00 | 0.00 | 0.11 |
| 766 | 0 | 1 | 0 | 0.00 | 0.00 | 0.01 |
| 769 | 0 | 1 | 0 | 0.00 | 0.00 | 0.01 |
| 1448 | 0 | 0 | 0 | 0.00 | 0.00 | 0.00 |
| 1461 | 0 | 1 | 0 | 0.00 | 0.00 | 0.01 |
| 1463 | 0 | 0 | 0 | 0.00 | 0.00 | 0.00 |
| 1471 | 0 | 0 | 0 | 0.00 | 0.00 | 0.00 |
| 1474 | 0 | 0 | 0 | 0.00 | 0.00 | 0.00 |
| 1475 | 0 | 0 | 0 | 0.00 | 0.00 | 0.00 |
| 1476 | 0 | 0 | 0 | 0.00 | 0.00 | 0.00 |
| 1477 | 0 | 0 | 0 | 0.00 | 0.00 | 0.00 |
| 1478 | 0 | 0 | 0 | 0.00 | 0.00 | 0.00 |
| 1486 | 0 | 0 | 0 | 0.00 | 0.00 | 0.00 |
| 1489 | 0 | 0 | 0 | 0.00 | 0.00 | 0.00 |
| 1490 | 0 | 0 | 0 | 0.00 | 0.00 | 0.00 |
| 1491 | 0 | 0 | 0 | 0.00 | 0.00 | 0.00 |
| 1492 | 0 | 0 | 0 | 0.00 | 0.00 | 0.00 |
| 1493 | 0 | 1 | 0 | 0.00 | 0.00 | 0.01 |
| 4061 | 0 | 2 | 0 | 0.00 | 0.00 | 0.02 |
| 4067 | 0 | 1 | 0 | 0.00 | 0.00 | 0.01 |
| 4073 | 0 | 0 | 0 | 0.00 | 0.00 | 0.00 |
| 4075 | 0 | 0 | 0 | 0.00 | 0.00 | 0.00 |
| 4076 | 0 | 0 | 0 | 0.00 | 0.00 | 0.00 |
| 4077 | 0 | 1 | 0 | 0.00 | 0.00 | 0.01 |
| 4078 | 0 | 0 | 0 | 0.00 | 0.00 | 0.00 |

| <u>Item</u> | <u>Number of Positive FCV</u> | <u>Number of Changes</u> | <u>Number of Imputations</u> | <u>Complete Nonresponse Rate (%)</u> | <u>Characteristic Nonresponse Rate (%)</u> | <u>Change Rate (%)</u> |
|-------------|-------------------------------|--------------------------|------------------------------|--------------------------------------|--|------------------------|
| 4079 | 0 | 0 | 0 | 0.00 | 0.00 | 0.00 |
| 4080 | 0 | 0 | 0 | 0.00 | 0.00 | 0.00 |
| 4081 | 0 | 0 | 0 | 0.00 | 0.00 | 0.00 |
| 4082 | 0 | 1 | 0 | 0.00 | 0.00 | 0.01 |
| 4083 | 0 | 0 | 0 | 0.00 | 0.00 | 0.00 |
| 4084 | 0 | 0 | 0 | 0.00 | 0.00 | 0.00 |
| 4085 | 0 | 0 | 0 | 0.00 | 0.00 | 0.00 |
| 4086 | 0 | 0 | 0 | 0.00 | 0.00 | 0.00 |
| 4087 | 0 | 0 | 0 | 0.00 | 0.00 | 0.00 |
| 4088 | 0 | 0 | 0 | 0.00 | 0.00 | 0.00 |
| 4089 | 0 | 0 | 0 | 0.00 | 0.00 | 0.00 |
| 4090 | 0 | 0 | 0 | 0.00 | 0.00 | 0.00 |
| 4091 | 0 | 0 | 0 | 0.00 | 0.00 | 0.00 |
| 4092 | 0 | 0 | 0 | 0.00 | 0.00 | 0.00 |
| 4093 | 0 | 0 | 0 | 0.00 | 0.00 | 0.00 |
| 4094 | 0 | 0 | 0 | 0.00 | 0.00 | 0.00 |
| 4095 | 0 | 0 | 0 | 0.00 | 0.00 | 0.00 |
| 4096 | 0 | 0 | 0 | 0.00 | 0.00 | 0.00 |
| 4097 | 0 | 0 | 0 | 0.00 | 0.00 | 0.00 |
| 4098 | 0 | 1 | 0 | 0.00 | 0.00 | 0.01 |
| 4099 | 0 | 1 | 0 | 0.00 | 0.00 | 0.01 |
| 4100 | 0 | 0 | 0 | 0.00 | 0.00 | 0.00 |
| 4101 | 0 | 2 | 0 | 0.00 | 0.00 | 0.02 |
| 4102 | 0 | 1 | 0 | 0.00 | 0.00 | 0.01 |
| 4103 | 0 | 0 | 0 | 0.00 | 0.00 | 0.00 |
| 4104 | 0 | 0 | 0 | 0.00 | 0.00 | 0.00 |
| 4105 | 0 | 1 | 0 | 0.00 | 0.00 | 0.01 |
| 4106 | 0 | 3 | 0 | 0.00 | 0.00 | 0.03 |
| 4107 | 0 | 0 | 0 | 0.00 | 0.00 | 0.00 |
| 4108 | 0 | 0 | 0 | 0.00 | 0.00 | 0.00 |
| 4109 | 0 | 2 | 0 | 0.00 | 0.00 | 0.02 |
| 4110 | 0 | 0 | 0 | 0.00 | 0.00 | 0.00 |

| <u>Item</u> | <u>Number of Positive FCV</u> | <u>Number of Changes</u> | <u>Number of Imputations</u> | <u>Complete Nonresponse Rate (%)</u> | <u>Characteristic Nonresponse Rate (%)</u> | <u>Change Rate (%)</u> |
|-------------|-------------------------------|--------------------------|------------------------------|--------------------------------------|--|------------------------|
| 4111 | 0 | 1 | 0 | 0.00 | 0.00 | 0.01 |
| 4112 | 0 | 1 | 0 | 0.00 | 0.00 | 0.01 |
| 4113 | 0 | 2 | 0 | 0.00 | 0.00 | 0.02 |
| 4114 | 0 | 1 | 0 | 0.00 | 0.00 | 0.01 |
| 4115 | 0 | 1 | 0 | 0.00 | 0.00 | 0.01 |
| 4116 | 0 | 1 | 0 | 0.00 | 0.00 | 0.01 |
| 4120 | 0 | 16 | 0 | 0.00 | 0.00 | 0.13 |
| 4121 | 0 | 3 | 0 | 0.00 | 0.00 | 0.03 |
| 4122 | 0 | 2 | 0 | 0.00 | 0.00 | 0.02 |
| 4128 | 0 | 0 | 0 | 0.00 | 0.00 | 0.00 |
| 4190 | 0 | 1 | 0 | 0.00 | 0.00 | 0.01 |
| 4218 | 0 | 0 | 0 | 0.00 | 0.00 | 0.00 |
| 4220 | 0 | 4 | 0 | 0.00 | 0.00 | 0.03 |
| 4288 | 0 | 1 | 0 | 0.00 | 0.00 | 0.01 |
| 4296 | 0 | 0 | 0 | 0.00 | 0.00 | 0.00 |
| 4298 | 0 | 0 | 0 | 0.00 | 0.00 | 0.00 |
| 4299 | 0 | 0 | 0 | 0.00 | 0.00 | 0.00 |
| 4300 | 0 | 0 | 0 | 0.00 | 0.00 | 0.00 |
| 4308 | 0 | 0 | 0 | 0.00 | 0.00 | 0.00 |
| 4316 | 0 | 0 | 0 | 0.00 | 0.00 | 0.00 |
| 4318 | 0 | 0 | 0 | 0.00 | 0.00 | 0.00 |
| 4319 | 0 | 0 | 0 | 0.00 | 0.00 | 0.00 |
| 4320 | 0 | 0 | 0 | 0.00 | 0.00 | 0.00 |
| 4321 | 0 | 0 | 0 | 0.00 | 0.00 | 0.00 |
| 4322 | 0 | 0 | 0 | 0.00 | 0.00 | 0.00 |
| 4323 | 0 | 0 | 0 | 0.00 | 0.00 | 0.00 |
| 4324 | 0 | 1 | 0 | 0.00 | 0.00 | 0.01 |
| 4325 | 0 | 0 | 0 | 0.00 | 0.00 | 0.00 |
| 4326 | 0 | 2 | 0 | 0.00 | 0.00 | 0.02 |
| 4327 | 0 | 1 | 0 | 0.00 | 0.00 | 0.01 |
| 4328 | 0 | 1 | 0 | 0.00 | 0.00 | 0.01 |
| 4397 | 0 | 1 | 0 | 0.00 | 0.00 | 0.01 |

| <u>Item</u> | <u>Number of Positive FCV</u> | <u>Number of Changes</u> | <u>Number of Imputations</u> | <u>Complete Nonresponse Rate (%)</u> | <u>Characteristic Nonresponse Rate (%)</u> | <u>Change Rate (%)</u> |
|-------------|-------------------------------|--------------------------|------------------------------|--------------------------------------|--|------------------------|
| 4402 | 0 | 12 | 0 | 0.00 | 0.00 | 0.10 |
| 4573 | 0 | 0 | 0 | 0.00 | 0.00 | 0.00 |
| 4574 | 0 | 0 | 0 | 0.00 | 0.00 | 0.00 |
| 4576 | 0 | 0 | 0 | 0.00 | 0.00 | 0.00 |
| 4577 | 0 | 0 | 0 | 0.00 | 0.00 | 0.00 |
| 4578 | 0 | 0 | 0 | 0.00 | 0.00 | 0.00 |
| 4579 | 0 | 0 | 0 | 0.00 | 0.00 | 0.00 |
| 4580 | 0 | 2 | 0 | 0.00 | 0.00 | 0.02 |
| 4586 | 0 | 0 | 0 | 0.00 | 0.00 | 0.00 |
| 4587 | 0 | 0 | 0 | 0.00 | 0.00 | 0.00 |
| 4588 | 0 | 1 | 0 | 0.00 | 0.00 | 0.01 |
| 4589 | 0 | 0 | 0 | 0.00 | 0.00 | 0.00 |
| 4591 | 0 | 0 | 0 | 0.00 | 0.00 | 0.00 |
| 4592 | 0 | 0 | 0 | 0.00 | 0.00 | 0.00 |
| 4593 | 0 | 2 | 0 | 0.00 | 0.00 | 0.02 |
| 4594 | 0 | 1 | 0 | 0.00 | 0.00 | 0.01 |
| 4597 | 0 | 1 | 0 | 0.00 | 0.00 | 0.01 |
| 4598 | 0 | 2 | 0 | 0.00 | 0.00 | 0.02 |
| 4599 | 0 | 1 | 0 | 0.00 | 0.00 | 0.01 |
| 4600 | 0 | 1 | 0 | 0.00 | 0.00 | 0.01 |
| 4601 | 0 | 0 | 0 | 0.00 | 0.00 | 0.00 |
| 4602 | 0 | 0 | 0 | 0.00 | 0.00 | 0.00 |
| 4603 | 0 | 0 | 0 | 0.00 | 0.00 | 0.00 |
| 4604 | 0 | 0 | 0 | 0.00 | 0.00 | 0.00 |
| 4605 | 0 | 0 | 0 | 0.00 | 0.00 | 0.00 |
| 4606 | 0 | 0 | 0 | 0.00 | 0.00 | 0.00 |
| 4607 | 0 | 0 | 0 | 0.00 | 0.00 | 0.00 |
| 4608 | 0 | 0 | 0 | 0.00 | 0.00 | 0.00 |
| 4609 | 0 | 0 | 0 | 0.00 | 0.00 | 0.00 |
| 4610 | 0 | 0 | 0 | 0.00 | 0.00 | 0.00 |
| 4611 | 0 | 0 | 0 | 0.00 | 0.00 | 0.00 |
| 4612 | 0 | 0 | 0 | 0.00 | 0.00 | 0.00 |

| <u>Item</u> | <u>Number of Positive FCV</u> | <u>Number of Changes</u> | <u>Number of Imputations</u> | <u>Complete Nonresponse Rate (%)</u> | <u>Characteristic Nonresponse Rate (%)</u> | <u>Change Rate (%)</u> |
|-------------|-------------------------------|--------------------------|------------------------------|--------------------------------------|--|------------------------|
| 4613 | 0 | 0 | 0 | 0.00 | 0.00 | 0.00 |
| 4614 | 0 | 0 | 0 | 0.00 | 0.00 | 0.00 |
| 4615 | 0 | 0 | 0 | 0.00 | 0.00 | 0.00 |
| 4616 | 0 | 0 | 0 | 0.00 | 0.00 | 0.00 |
| 4617 | 0 | 0 | 0 | 0.00 | 0.00 | 0.00 |
| 4621 | 0 | 0 | 0 | 0.00 | 0.00 | 0.00 |
| 4633 | 0 | 0 | 0 | 0.00 | 0.00 | 0.00 |
| 4637 | 0 | 0 | 0 | 0.00 | 0.00 | 0.00 |
| 4641 | 0 | 1 | 0 | 0.00 | 0.00 | 0.01 |
| 4649 | 0 | 0 | 0 | 0.00 | 0.00 | 0.00 |
| 4659 | 0 | 0 | 0 | 0.00 | 0.00 | 0.00 |
| 4660 | 0 | 0 | 0 | 0.00 | 0.00 | 0.00 |
| 4661 | 0 | 0 | 0 | 0.00 | 0.00 | 0.00 |
| 4662 | 0 | 2 | 0 | 0.00 | 0.00 | 0.02 |
| 4663 | 0 | 0 | 0 | 0.00 | 0.00 | 0.00 |
| 4664 | 0 | 0 | 0 | 0.00 | 0.00 | 0.00 |
| 4665 | 0 | 0 | 0 | 0.00 | 0.00 | 0.00 |
| 4666 | 0 | 0 | 0 | 0.00 | 0.00 | 0.00 |
| 4667 | 0 | 0 | 0 | 0.00 | 0.00 | 0.00 |
| 4668 | 0 | 0 | 0 | 0.00 | 0.00 | 0.00 |
| 4669 | 0 | 0 | 0 | 0.00 | 0.00 | 0.00 |
| 4670 | 0 | 0 | 0 | 0.00 | 0.00 | 0.00 |
| 4671 | 0 | 0 | 0 | 0.00 | 0.00 | 0.00 |
| 4672 | 0 | 0 | 0 | 0.00 | 0.00 | 0.00 |
| 4673 | 0 | 0 | 0 | 0.00 | 0.00 | 0.00 |
| 4674 | 0 | 0 | 0 | 0.00 | 0.00 | 0.00 |
| 4675 | 0 | 0 | 0 | 0.00 | 0.00 | 0.00 |
| 4676 | 0 | 0 | 0 | 0.00 | 0.00 | 0.00 |
| 4677 | 0 | 0 | 0 | 0.00 | 0.00 | 0.00 |
| 4678 | 0 | 0 | 0 | 0.00 | 0.00 | 0.00 |
| 4679 | 0 | 0 | 0 | 0.00 | 0.00 | 0.00 |
| 4680 | 0 | 0 | 0 | 0.00 | 0.00 | 0.00 |

| <u>Item</u> | <u>Number of Positive FCV</u> | <u>Number of Changes</u> | <u>Number of Imputations</u> | <u>Complete Nonresponse Rate (%)</u> | <u>Characteristic Nonresponse Rate (%)</u> | <u>Change Rate (%)</u> |
|-------------|-------------------------------|--------------------------|------------------------------|--------------------------------------|--|------------------------|
| 4681 | 0 | 0 | 0 | 0.00 | 0.00 | 0.00 |
| 4682 | 0 | 0 | 0 | 0.00 | 0.00 | 0.00 |
| 4683 | 0 | 0 | 0 | 0.00 | 0.00 | 0.00 |
| 4684 | 0 | 0 | 0 | 0.00 | 0.00 | 0.00 |
| 4685 | 0 | 0 | 0 | 0.00 | 0.00 | 0.00 |
| 4686 | 0 | 0 | 0 | 0.00 | 0.00 | 0.00 |
| 4687 | 0 | 0 | 0 | 0.00 | 0.00 | 0.00 |
| 4688 | 0 | 0 | 0 | 0.00 | 0.00 | 0.00 |
| 4689 | 0 | 0 | 0 | 0.00 | 0.00 | 0.00 |
| 4818 | 0 | 3 | 0 | 0.00 | 0.00 | 0.03 |
| 4832 | 0 | 2 | 0 | 0.00 | 0.00 | 0.02 |
| 4835 | 0 | 2 | 0 | 0.00 | 0.00 | 0.02 |
| 4838 | 0 | 0 | 0 | 0.00 | 0.00 | 0.00 |
| 4840 | 0 | 2 | 0 | 0.00 | 0.00 | 0.02 |
| 4841 | 0 | 0 | 0 | 0.00 | 0.00 | 0.00 |
| 4842 | 0 | 0 | 0 | 0.00 | 0.00 | 0.00 |
| 4843 | 0 | 0 | 0 | 0.00 | 0.00 | 0.00 |
| 4844 | 0 | 0 | 0 | 0.00 | 0.00 | 0.00 |
| 4845 | 0 | 0 | 0 | 0.00 | 0.00 | 0.00 |
| 4846 | 0 | 0 | 0 | 0.00 | 0.00 | 0.00 |
| 4847 | 0 | 0 | 0 | 0.00 | 0.00 | 0.00 |
| 4848 | 0 | 1 | 0 | 0.00 | 0.00 | 0.01 |
| 4849 | 0 | 3 | 0 | 0.00 | 0.00 | 0.03 |
| 4850 | 0 | 0 | 0 | 0.00 | 0.00 | 0.00 |
| 4851 | 0 | 0 | 0 | 0.00 | 0.00 | 0.00 |
| 4852 | 0 | 2 | 0 | 0.00 | 0.00 | 0.02 |
| 4853 | 0 | 4 | 0 | 0.00 | 0.00 | 0.03 |
| 4854 | 0 | 0 | 0 | 0.00 | 0.00 | 0.00 |
| 4855 | 0 | 0 | 0 | 0.00 | 0.00 | 0.00 |
| 4856 | 0 | 0 | 0 | 0.00 | 0.00 | 0.00 |
| 4857 | 0 | 0 | 0 | 0.00 | 0.00 | 0.00 |
| 4858 | 0 | 0 | 0 | 0.00 | 0.00 | 0.00 |

| <u>Item</u> | <u>Number of Positive FCV</u> | <u>Number of Changes</u> | <u>Number of Imputations</u> | <u>Complete Nonresponse Rate (%)</u> | <u>Characteristic Nonresponse Rate (%)</u> | <u>Change Rate (%)</u> |
|-------------|-------------------------------|--------------------------|------------------------------|--------------------------------------|--|------------------------|
| 4859 | 0 | 0 | 0 | 0.00 | 0.00 | 0.00 |
| 4860 | 0 | 0 | 0 | 0.00 | 0.00 | 0.00 |
| 4862 | 0 | 0 | 0 | 0.00 | 0.00 | 0.00 |
| 4863 | 0 | 0 | 0 | 0.00 | 0.00 | 0.00 |
| 4866 | 0 | 0 | 0 | 0.00 | 0.00 | 0.00 |
| 4869 | 0 | 0 | 0 | 0.00 | 0.00 | 0.00 |
| 9 | 1 | 0 | 0 | 0.00 | 0.00 | 0.00 |
| 174 | 1 | 13 | 0 | 0.00 | 0.00 | 0.11 |
| 178 | 1 | 9 | 0 | 0.00 | 0.00 | 0.08 |
| 184 | 1 | 5 | 0 | 0.00 | 0.00 | 0.04 |
| 187 | 1 | 5 | 0 | 0.00 | 0.00 | 0.04 |
| 451 | 1 | 5 | 0 | 0.00 | 0.00 | 0.04 |
| 461 | 1 | 0 | 0 | 0.00 | 0.00 | 0.00 |
| 465 | 1 | 1 | 0 | 0.00 | 0.00 | 0.01 |
| 466 | 1 | 0 | 0 | 0.00 | 0.00 | 0.00 |
| 467 | 1 | 3 | 0 | 0.00 | 0.00 | 0.03 |
| 628 | 1 | 1 | 0 | 0.00 | 0.00 | 0.01 |
| 634 | 1 | 3 | 0 | 0.00 | 0.00 | 0.03 |
| 635 | 1 | 1 | 0 | 0.00 | 0.00 | 0.01 |
| 661 | 1 | 8 | 0 | 0.00 | 0.00 | 0.07 |
| 768 | 1 | 3 | 0 | 0.00 | 0.00 | 0.03 |
| 772 | 1 | 3 | 0 | 0.00 | 0.00 | 0.03 |
| 944 | 1 | 2 | 0 | 0.00 | 0.00 | 0.02 |
| 945 | 1 | 3 | 0 | 0.00 | 0.00 | 0.03 |
| 1381 | 1 | 0 | 0 | 0.00 | 0.00 | 0.00 |
| 1384 | 1 | 0 | 0 | 0.00 | 0.00 | 0.00 |
| 1385 | 1 | 0 | 0 | 0.00 | 0.00 | 0.00 |
| 1386 | 1 | 0 | 0 | 0.00 | 0.00 | 0.00 |
| 1387 | 1 | 0 | 0 | 0.00 | 0.00 | 0.00 |
| 1388 | 1 | 0 | 0 | 0.00 | 0.00 | 0.00 |
| 1396 | 1 | 0 | 0 | 0.00 | 0.00 | 0.00 |
| 1399 | 1 | 0 | 0 | 0.00 | 0.00 | 0.00 |

| <u>Item</u> | <u>Number of Positive FCV</u> | <u>Number of Changes</u> | <u>Number of Imputations</u> | <u>Complete Nonresponse Rate (%)</u> | <u>Characteristic Nonresponse Rate (%)</u> | <u>Change Rate (%)</u> |
|-------------|-------------------------------|--------------------------|------------------------------|--------------------------------------|--|------------------------|
| 1400 | 1 | 1 | 0 | 0.00 | 0.00 | 0.01 |
| 1401 | 1 | 0 | 0 | 0.00 | 0.00 | 0.00 |
| 1402 | 1 | 1 | 0 | 0.00 | 0.00 | 0.01 |
| 1403 | 1 | 0 | 0 | 0.00 | 0.00 | 0.00 |
| 1411 | 1 | 0 | 0 | 0.00 | 0.00 | 0.00 |
| 1414 | 1 | 0 | 0 | 0.00 | 0.00 | 0.00 |
| 1415 | 1 | 0 | 0 | 0.00 | 0.00 | 0.00 |
| 1416 | 1 | 0 | 0 | 0.00 | 0.00 | 0.00 |
| 1417 | 1 | 1 | 0 | 0.00 | 0.00 | 0.01 |
| 1418 | 1 | 0 | 0 | 0.00 | 0.00 | 0.00 |
| 1426 | 1 | 1 | 0 | 0.00 | 0.00 | 0.01 |
| 1429 | 1 | 0 | 0 | 0.00 | 0.00 | 0.00 |
| 1430 | 1 | 0 | 0 | 0.00 | 0.00 | 0.00 |
| 1431 | 1 | 0 | 0 | 0.00 | 0.00 | 0.00 |
| 1432 | 1 | 0 | 0 | 0.00 | 0.00 | 0.00 |
| 1433 | 1 | 92 | 0 | 0.00 | 0.00 | 0.77 |
| 1441 | 1 | 0 | 0 | 0.00 | 0.00 | 0.00 |
| 1444 | 1 | 0 | 0 | 0.00 | 0.00 | 0.00 |
| 1445 | 1 | 0 | 0 | 0.00 | 0.00 | 0.00 |
| 1446 | 1 | 0 | 0 | 0.00 | 0.00 | 0.00 |
| 1447 | 1 | 0 | 0 | 0.00 | 0.00 | 0.00 |
| 1456 | 1 | 0 | 0 | 0.00 | 0.00 | 0.00 |
| 1459 | 1 | 0 | 0 | 0.00 | 0.00 | 0.00 |
| 1460 | 1 | 0 | 0 | 0.00 | 0.00 | 0.00 |
| 1462 | 1 | 0 | 0 | 0.00 | 0.00 | 0.00 |
| 4072 | 1 | 0 | 0 | 0.00 | 0.00 | 0.00 |
| 4074 | 1 | 1 | 0 | 0.00 | 0.00 | 0.01 |
| 4186 | 1 | 0 | 0 | 0.00 | 0.00 | 0.00 |
| 4193 | 1 | 3 | 0 | 0.00 | 0.00 | 0.03 |
| 4194 | 1 | 0 | 0 | 0.00 | 0.00 | 0.00 |
| 4195 | 1 | 2 | 0 | 0.00 | 0.00 | 0.02 |
| 4196 | 1 | 0 | 0 | 0.00 | 0.00 | 0.00 |

| <u>Item</u> | <u>Number of Positive FCV</u> | <u>Number of Changes</u> | <u>Number of Imputations</u> | <u>Complete Nonresponse Rate (%)</u> | <u>Characteristic Nonresponse Rate (%)</u> | <u>Change Rate (%)</u> |
|-------------|-------------------------------|--------------------------|------------------------------|--------------------------------------|--|------------------------|
| 4197 | 1 | 1 | 0 | 0.00 | 0.00 | 0.01 |
| 4215 | 1 | 1 | 0 | 0.00 | 0.00 | 0.01 |
| 4216 | 1 | 0 | 0 | 0.00 | 0.00 | 0.00 |
| 4217 | 1 | 0 | 0 | 0.00 | 0.00 | 0.00 |
| 4286 | 1 | 1 | 0 | 0.00 | 0.00 | 0.01 |
| 4287 | 1 | 1 | 0 | 0.00 | 0.00 | 0.01 |
| 4294 | 1 | 0 | 0 | 0.00 | 0.00 | 0.00 |
| 4295 | 1 | 0 | 0 | 0.00 | 0.00 | 0.00 |
| 4297 | 1 | 0 | 0 | 0.00 | 0.00 | 0.00 |
| 4317 | 1 | 0 | 0 | 0.00 | 0.00 | 0.00 |
| 4394 | 1 | 0 | 0 | 0.00 | 0.00 | 0.00 |
| 4400 | 1 | 8 | 0 | 0.00 | 0.00 | 0.07 |
| 4401 | 1 | 10 | 0 | 0.00 | 0.00 | 0.08 |
| 4403 | 1 | 4 | 0 | 0.00 | 0.00 | 0.03 |
| 4558 | 1 | 7 | 0 | 0.00 | 0.00 | 0.06 |
| 4583 | 1 | 2 | 0 | 0.00 | 0.00 | 0.02 |
| 4625 | 1 | 0 | 0 | 0.00 | 0.00 | 0.00 |
| 4645 | 1 | 0 | 0 | 0.00 | 0.00 | 0.00 |
| 4727 | 1 | 0 | 0 | 0.00 | 0.00 | 0.00 |
| 4747 | 1 | 0 | 0 | 0.00 | 0.00 | 0.00 |
| 4839 | 1 | 0 | 0 | 0.00 | 0.00 | 0.00 |
| 4867 | 1 | 0 | 0 | 0.00 | 0.00 | 0.00 |
| 175 | 2 | 38 | 0 | 0.00 | 0.00 | 0.32 |
| 179 | 2 | 52 | 0 | 0.00 | 0.00 | 0.43 |
| 210 | 2 | 0 | 0 | 0.00 | 0.00 | 0.00 |
| 438 | 2 | 6 | 0 | 0.00 | 0.00 | 0.05 |
| 446 | 2 | 5 | 0 | 0.00 | 0.00 | 0.04 |
| 449 | 2 | 18 | 0 | 0.00 | 0.00 | 0.15 |
| 450 | 2 | 9 | 0 | 0.00 | 0.00 | 0.08 |
| 452 | 2 | 14 | 0 | 0.00 | 0.00 | 0.12 |
| 575 | 2 | 4 | 0 | 0.00 | 0.00 | 0.03 |
| 716 | 2 | 11 | 0 | 0.00 | 0.00 | 0.09 |

| <u>Item</u> | <u>Number of Positive FCV</u> | <u>Number of Changes</u> | <u>Number of Imputations</u> | <u>Complete Nonresponse Rate (%)</u> | <u>Characteristic Nonresponse Rate (%)</u> | <u>Change Rate (%)</u> |
|-------------|-------------------------------|--------------------------|------------------------------|--------------------------------------|--|------------------------|
| 1366 | 2 | 0 | 0 | 0.00 | 0.00 | 0.00 |
| 1369 | 2 | 1 | 0 | 0.00 | 0.00 | 0.01 |
| 1370 | 2 | 0 | 0 | 0.00 | 0.00 | 0.00 |
| 1371 | 2 | 0 | 0 | 0.00 | 0.00 | 0.00 |
| 1372 | 2 | 0 | 0 | 0.00 | 0.00 | 0.00 |
| 1373 | 2 | 0 | 0 | 0.00 | 0.00 | 0.00 |
| 4066 | 2 | 0 | 0 | 0.00 | 0.00 | 0.00 |
| 4070 | 2 | 0 | 0 | 0.00 | 0.00 | 0.00 |
| 4071 | 2 | 0 | 0 | 0.00 | 0.00 | 0.00 |
| 4153 | 2 | 4 | 0 | 0.00 | 0.00 | 0.03 |
| 4269 | 2 | 0 | 0 | 0.00 | 0.00 | 0.00 |
| 4285 | 2 | 1 | 0 | 0.00 | 0.00 | 0.01 |
| 4312 | 2 | 1 | 0 | 0.00 | 0.00 | 0.01 |
| 4355 | 2 | 2 | 0 | 0.00 | 0.00 | 0.02 |
| 4363 | 2 | 1 | 0 | 0.00 | 0.00 | 0.01 |
| 4393 | 2 | 0 | 0 | 0.00 | 0.00 | 0.00 |
| 4396 | 2 | 0 | 0 | 0.00 | 0.00 | 0.00 |
| 4398 | 2 | 0 | 0 | 0.00 | 0.00 | 0.00 |
| 4399 | 2 | 0 | 0 | 0.00 | 0.00 | 0.00 |
| 4582 | 2 | 0 | 0 | 0.00 | 0.00 | 0.00 |
| 4590 | 2 | 0 | 0 | 0.00 | 0.00 | 0.00 |
| 4596 | 2 | 2 | 0 | 0.00 | 0.00 | 0.02 |
| 4837 | 2 | 0 | 0 | 0.00 | 0.00 | 0.00 |
| 1222 | 3 | 17 | 0 | 0.00 | 0.00 | 0.14 |
| 4032 | 3 | 6 | 0 | 0.00 | 0.00 | 0.05 |
| 4055 | 3 | 7 | 0 | 0.00 | 0.00 | 0.06 |
| 4068 | 3 | 0 | 0 | 0.00 | 0.00 | 0.00 |
| 4188 | 3 | 1 | 0 | 0.00 | 0.00 | 0.01 |
| 4191 | 3 | 0 | 0 | 0.00 | 0.00 | 0.00 |
| 4192 | 3 | 2 | 0 | 0.00 | 0.00 | 0.02 |
| 4276 | 3 | 0 | 0 | 0.00 | 0.00 | 0.00 |
| 4293 | 3 | 0 | 0 | 0.00 | 0.00 | 0.00 |

| <u>Item</u> | <u>Number of Positive FCV</u> | <u>Number of Changes</u> | <u>Number of Imputations</u> | <u>Complete Nonresponse Rate (%)</u> | <u>Characteristic Nonresponse Rate (%)</u> | <u>Change Rate (%)</u> |
|-------------|-------------------------------|--------------------------|------------------------------|--------------------------------------|--|------------------------|
| 4359 | 3 | 0 | 0 | 0.00 | 0.00 | 0.00 |
| 4395 | 3 | 0 | 0 | 0.00 | 0.00 | 0.00 |
| 4440 | 3 | 3 | 0 | 0.00 | 0.00 | 0.03 |
| 4487 | 3 | 1 | 0 | 0.00 | 0.00 | 0.01 |
| 4829 | 3 | 5 | 0 | 0.00 | 0.00 | 0.04 |
| 4836 | 3 | 1 | 0 | 0.00 | 0.00 | 0.01 |
| 170 | 4 | 12 | 0 | 0.00 | 0.00 | 0.10 |
| 171 | 4 | 21 | 0 | 0.00 | 0.00 | 0.17 |
| 176 | 4 | 65 | 0 | 0.00 | 0.00 | 0.54 |
| 186 | 4 | 75 | 0 | 0.00 | 0.00 | 0.62 |
| 710 | 4 | 11 | 0 | 0.00 | 0.00 | 0.09 |
| 1358 | 4 | 0 | 0 | 0.00 | 0.00 | 0.00 |
| 4185 | 4 | 4 | 0 | 0.00 | 0.00 | 0.03 |
| 4304 | 4 | 1 | 0 | 0.00 | 0.00 | 0.01 |
| 4362 | 4 | 0 | 0 | 0.00 | 0.00 | 0.00 |
| 4392 | 4 | 0 | 0 | 0.00 | 0.00 | 0.00 |
| 4455 | 4 | 5 | 0 | 0.00 | 0.00 | 0.04 |
| 4490 | 4 | 1 | 0 | 0.00 | 0.00 | 0.01 |
| 162 | 5 | 18 | 0 | 0.00 | 0.00 | 0.15 |
| 230 | 5 | 1 | 0 | 0.00 | 0.00 | 0.01 |
| 1357 | 5 | 0 | 0 | 0.00 | 0.00 | 0.00 |
| 4183 | 5 | 4 | 0 | 0.00 | 0.00 | 0.03 |
| 4187 | 5 | 3 | 0 | 0.00 | 0.00 | 0.03 |
| 4214 | 5 | 1 | 0 | 0.00 | 0.00 | 0.01 |
| 4367 | 5 | 0 | 0 | 0.00 | 0.00 | 0.00 |
| 4557 | 5 | 3 | 0 | 0.00 | 0.00 | 0.03 |
| 4585 | 5 | 0 | 0 | 0.00 | 0.00 | 0.00 |
| 208 | 6 | 0 | 0 | 0.00 | 0.00 | 0.00 |
| 4063 | 6 | 1 | 0 | 0.00 | 0.00 | 0.01 |
| 4064 | 6 | 0 | 0 | 0.00 | 0.00 | 0.00 |
| 4065 | 6 | 0 | 0 | 0.00 | 0.00 | 0.00 |
| 4157 | 6 | 4 | 0 | 0.00 | 0.00 | 0.03 |

| <u>Item</u> | <u>Number of Positive FCV</u> | <u>Number of Changes</u> | <u>Number of Imputations</u> | <u>Complete Nonresponse Rate (%)</u> | <u>Characteristic Nonresponse Rate (%)</u> | <u>Change Rate (%)</u> |
|-------------|-------------------------------|--------------------------|------------------------------|--------------------------------------|--|------------------------|
| 4292 | 6 | 0 | 0 | 0.00 | 0.00 | 0.00 |
| 4358 | 6 | 0 | 0 | 0.00 | 0.00 | 0.00 |
| 4446 | 6 | 9 | 0 | 0.00 | 0.00 | 0.08 |
| 4452 | 6 | 5 | 0 | 0.00 | 0.00 | 0.04 |
| 4834 | 6 | 1 | 0 | 0.00 | 0.00 | 0.01 |
| 222 | 7 | 1 | 0 | 0.00 | 0.00 | 0.01 |
| 751 | 7 | 1 | 0 | 0.00 | 0.00 | 0.01 |
| 4390 | 7 | 3 | 0 | 0.00 | 0.00 | 0.03 |
| 4643 | 7 | 0 | 0 | 0.00 | 0.00 | 0.00 |
| 4644 | 7 | 1 | 0 | 0.00 | 0.00 | 0.01 |
| 742 | 8 | 10 | 0 | 0.00 | 0.00 | 0.08 |
| 206 | 9 | 0 | 0 | 0.00 | 0.00 | 0.00 |
| 213 | 9 | 0 | 0 | 0.00 | 0.00 | 0.00 |
| 4555 | 9 | 46 | 0 | 0.00 | 0.00 | 0.38 |
| 152 | 10 | 9 | 0 | 0.00 | 0.00 | 0.08 |
| 212 | 10 | 1 | 0 | 0.00 | 0.00 | 0.01 |
| 224 | 10 | 4 | 0 | 0.00 | 0.00 | 0.03 |
| 228 | 10 | 1 | 0 | 0.00 | 0.00 | 0.01 |
| 231 | 10 | 5 | 0 | 0.00 | 0.00 | 0.04 |
| 4368 | 10 | 0 | 0 | 0.00 | 0.00 | 0.00 |
| 4448 | 10 | 7 | 0 | 0.00 | 0.00 | 0.06 |
| 4809 | 10 | 14 | 0 | 0.00 | 0.00 | 0.12 |
| 202 | 11 | 9 | 0 | 0.00 | 0.00 | 0.08 |
| 227 | 11 | 1 | 0 | 0.00 | 0.00 | 0.01 |
| 622 | 11 | 12 | 0 | 0.00 | 0.00 | 0.10 |
| 4275 | 11 | 0 | 0 | 0.00 | 0.00 | 0.00 |
| 4354 | 11 | 0 | 0 | 0.00 | 0.00 | 0.00 |
| 4366 | 11 | 0 | 0 | 0.00 | 0.00 | 0.00 |
| 211 | 12 | 0 | 0 | 0.00 | 0.00 | 0.00 |
| 555 | 12 | 4 | 0 | 0.00 | 0.00 | 0.03 |
| 4274 | 12 | 0 | 0 | 0.00 | 0.00 | 0.00 |
| 652 | 13 | 6 | 0 | 0.00 | 0.00 | 0.05 |

| <u>Item</u> | <u>Number of Positive FCV</u> | <u>Number of Changes</u> | <u>Number of Imputations</u> | <u>Complete Nonresponse Rate (%)</u> | <u>Characteristic Nonresponse Rate (%)</u> | <u>Change Rate (%)</u> |
|-------------|-------------------------------|--------------------------|------------------------------|--------------------------------------|--|------------------------|
| 4180 | 13 | 6 | 0 | 0.00 | 0.00 | 0.05 |
| 4290 | 13 | 0 | 0 | 0.00 | 0.00 | 0.00 |
| 4291 | 13 | 0 | 0 | 0.00 | 0.00 | 0.00 |
| 4364 | 13 | 0 | 0 | 0.00 | 0.00 | 0.00 |
| 4026 | 14 | 6 | 0 | 0.00 | 0.00 | 0.05 |
| 4158 | 14 | 4 | 0 | 0.00 | 0.00 | 0.03 |
| 4159 | 14 | 9 | 0 | 0.00 | 0.00 | 0.08 |
| 4442 | 14 | 8 | 0 | 0.00 | 0.00 | 0.07 |
| 4447 | 14 | 16 | 0 | 0.00 | 0.00 | 0.13 |
| 172 | 15 | 35 | 0 | 0.00 | 0.00 | 0.29 |
| 4249 | 16 | 2 | 0 | 0.00 | 0.00 | 0.02 |
| 4388 | 16 | 5 | 0 | 0.00 | 0.00 | 0.04 |
| 226 | 17 | 2 | 0 | 0.00 | 0.00 | 0.02 |
| 4006 | 17 | 3 | 0 | 0.00 | 0.00 | 0.03 |
| 4357 | 17 | 0 | 0 | 0.00 | 0.00 | 0.00 |
| 4476 | 17 | 2 | 0 | 0.00 | 0.00 | 0.02 |
| 205 | 18 | 4 | 0 | 0.00 | 0.00 | 0.03 |
| 4280 | 18 | 1 | 0 | 0.00 | 0.00 | 0.01 |
| 4310 | 18 | 1 | 0 | 0.00 | 0.00 | 0.01 |
| 4311 | 18 | 1 | 0 | 0.00 | 0.00 | 0.01 |
| 4178 | 19 | 6 | 0 | 0.00 | 0.00 | 0.05 |
| 4182 | 19 | 3 | 0 | 0.00 | 0.00 | 0.03 |
| 164 | 20 | 19 | 0 | 0.00 | 0.00 | 0.16 |
| 141 | 21 | 8 | 0 | 0.00 | 0.00 | 0.07 |
| 4443 | 22 | 0 | 0 | 0.00 | 0.00 | 0.00 |
| 4266 | 26 | 2 | 0 | 0.00 | 0.00 | 0.02 |
| 4370 | 27 | 2 | 0 | 0.00 | 0.00 | 0.02 |
| 4240 | 33 | 1 | 0 | 0.00 | 0.00 | 0.01 |
| 533 | 34 | 37 | 0 | 0.00 | 0.00 | 0.31 |
| 4043 | 36 | 12 | 0 | 0.00 | 0.00 | 0.10 |
| 4823 | 36 | 10 | 0 | 0.00 | 0.00 | 0.08 |
| 207 | 38 | 2 | 0 | 0.00 | 0.00 | 0.02 |

| <u>Item</u> | <u>Number of Positive FCV</u> | <u>Number of Changes</u> | <u>Number of Imputations</u> | <u>Complete Nonresponse Rate (%)</u> | <u>Characteristic Nonresponse Rate (%)</u> | <u>Change Rate (%)</u> |
|-------------|-------------------------------|--------------------------|------------------------------|--------------------------------------|--|------------------------|
| 299 | 40 | 3 | 0 | 0.00 | 0.00 | 0.03 |
| 221 | 44 | 0 | 0 | 0.00 | 0.00 | 0.00 |
| 4137 | 44 | 6 | 0 | 0.00 | 0.00 | 0.05 |
| 4360 | 44 | 0 | 0 | 0.00 | 0.00 | 0.00 |
| 4356 | 45 | 1 | 0 | 0.00 | 0.00 | 0.01 |
| 273 | 50 | 1 | 0 | 0.00 | 0.00 | 0.01 |
| 4384 | 54 | 3 | 0 | 0.00 | 0.00 | 0.03 |
| 4433 | 54 | 7 | 0 | 0.00 | 0.00 | 0.06 |
| 366 | 56 | 6 | 0 | 0.00 | 0.00 | 0.05 |
| 364 | 59 | 5 | 0 | 0.00 | 0.00 | 0.04 |
| 365 | 59 | 5 | 0 | 0.00 | 0.00 | 0.04 |
| 367 | 59 | 7 | 0 | 0.00 | 0.00 | 0.06 |
| 4441 | 69 | 0 | 0 | 0.00 | 0.00 | 0.00 |
| 4475 | 77 | 1 | 0 | 0.00 | 0.00 | 0.01 |
| 549 | 149 | 13 | 0 | 0.00 | 0.00 | 0.11 |
| 4207 | 152 | 32 | 0 | 0.00 | 0.00 | 0.27 |
| 4503 | 528 | 25 | 0 | 0.00 | 0.00 | 0.21 |

APPENDIX C: 2006 ARMS III Variable Descriptions by Item Code

| Item Code | Variable Description |
|-----------|--|
| 2 | Supplement Count |
| 3 | Name Change Indicator |
| 4 | Beginning Military Time |
| 5 | Military Ending Time |
| 6 | Screening Box |
| 9 | Optional Office Use |
| 20 | Acres Owned |
| 21 | Acres Cash Rented Fixed |
| 22 | Acres Cash Rented Flexible |
| 23 | Acres Share Rented |
| 24 | Acres Rented for Free |
| 25 | Acres Rented to Others |
| 26 | Total Acres Operated |
| 27 | Acres Grazed on AUM Basis |
| 28 | CRP or WRP Enrolled Acres |
| 30 | Total Cropland Acres |
| 31 | Acres Rejected for Conservation Program Contract |
| 32 | Acres Rejected for CRP |
| 33 | Acres Rejected for WRP |
| 34 | Acres Rejected for EQIP |
| 35 | Acres Rejected for CSP |
| 36 | Government Payment Received for Share Rented Acres |
| 37 | Acres Rented to Others in Gvt Programs |
| 38 | Acres Rented to Others for Energy Structures |
| 39 | Acres Covered Federal Insurance |
| 41 | Acres Organically Produced Crops |
| 42 | Total Cash Rent Received |
| 43 | Dollars Received for Shared Rented Acreage |
| 44 | Cash Rent Paid for Land and Bldgs |
| 45 | Fees Paid for Grazing on Public Land |

| Item Code | Variable Description |
|------------------|--|
| 46 | Fees Paid for Grazing on Private Land |
| 47 | Farm Type Code |
| 48 | Acreage for Govt Farm Programs |
| 49 | Use of Land Admin by Oth Agencies |
| 50 | Gross Receipts - Lvstk Contracts |
| 51 | Contract Lvstk-Value EOY |
| 52 | Contract Lvstk - Production Costs |
| 54 | Number of Landlords Renting to Operation |
| 55 | Acres Rented to Family Members |
| 56 | Acres Rented from Family Members |
| 57 | Acres for Recreational Use by Public |
| 58 | Part of Land in the Conservation Reserve Program |
| 59 | Property Tax Advantage for Public Access |
| 92 | Optional Office Use |
| 93 | Optional Office Use |
| 94 | Heard ARMS Program on RFD-TV? |
| 96 | Records Use Code |
| 97 | Records Type Code |
| 98 | Enumerator ID |
| 99 | Receive Results of the Survey |
| 100 | Enumerator Evaluation Code |
| 105 | Corn for Grain Acres Harvested |
| 106 | Corn for Grain Total Production |
| 107 | Corn for Grain Prod Used on Oper |
| 108 | Landlord Share of Corn Prod |
| 109 | Corn for Silage Acres Harvested |
| 110 | Corn for Silage Total Production |
| 111 | Corn/Silage Prod Used on Oper |
| 112 | Landlord Share of Corn/Sil Prod |
| 113 | Cotton Acres Harvested |
| 114 | Cotton Total Production |
| 116 | Cotton Landlord Share of Prod |
| 117 | Peanuts Acres Harvested |
| 118 | Peanuts Total Production |

| Item Code | Variable Description |
|------------------|---------------------------------|
| 120 | Peanuts Landlord Share of Prod |
| 121 | Potatoes Acres Harvested |
| 122 | Potatoes Total Production |
| 124 | Potatoes Landlord Share of Prod |
| 125 | Rice Acres Harvested |
| 126 | Rice Total Production |
| 128 | Landlord Share of Rice Prod |
| 129 | Sorghum for Grain Harv Acres |
| 130 | Sorghum for Grain Total Prod |
| 131 | Sorghum Grain Prod Used on Oper |
| 132 | Landlord Share Sorghum/Gr Prod |
| 133 | Sorghum for Silage Harv Acres |
| 134 | Sorghum for Silage Total Prod |
| 135 | Sorghum/Sil Prod Used on Oper |
| 136 | Landlord Share Sorghum/Sil Prod |
| 137 | Soybean Acres Harvested |
| 138 | Soybean Total Production |
| 139 | Soybean Prod Used on the Oper |
| 140 | Landlord Share of Soybean Prod |
| 141 | Tobacco Harvested Acres |
| 142 | Tobacco Total Production |
| 144 | Landlord Share of Tobacco Prod |
| 145 | Barley Acres Harvested |
| 146 | Barley Total Production |
| 147 | Barley Prod Used on the Oper |
| 148 | Landlord Share of Barley Prod |
| 149 | Oats Acres Harvested |
| 150 | Oats Total Production |
| 151 | Oats Prod Used on the Oper |
| 152 | Landlord Share of Oats Prod |
| 153 | Wheat Acres Harvested |
| 154 | Wheat Total Production |
| 155 | Wheat Prod Used on the Oper |
| 156 | Landlord Share of Wheat Prod |

| Item Code | Variable Description |
|------------------|---------------------------------------|
| 157 | Alfalfa Acres Harvested |
| 158 | Alfalfa Total Production |
| 159 | Alfalfa Production Used on Oper |
| 160 | Landlord Share of Alfalfa Prod |
| 161 | All Other Hay Acres Harvested |
| 162 | All Other Hay Total Production |
| 163 | Oth Hay Prod Used on Oper |
| 164 | Landlord Share Oth Hay Prod |
| 165 | Canola Acres Harvested |
| 166 | Canola Total Production |
| 167 | Canola Production Used on Oper |
| 168 | Landlord Share Canola Prod |
| 169 | Other Oilseeds Acres Harvested |
| 170 | Other Oilseeds Total Production |
| 172 | Landlord Share Oth Oilseeds Prod |
| 173 | SugarCane/Sugar Beet Ac Harv |
| 174 | SugarCane/Sugar Beet Ac Prod |
| 176 | LL Share SugarCane/Sugar Beet |
| 177 | Beans/Peas/Lentils Acres Harv |
| 178 | Vegetables for Processing Harv |
| 179 | Oth Veg and Melon Harv Acres |
| 180 | Fruit Nut and Berries Ac Harv |
| 181 | Nursery/Greenhouse Ac Harv |
| 182 | All Other Crop Acres Harvested |
| 183 | LL Share beans/veg/ frt/nurs/oth |
| 184 | Landlord Share of Crop Prod |
| 200 | GM/Enhanced Seed Varieties Used? |
| 201 | Corn Planted GM/Enhanced Seed |
| 202 | Corn Planted GM Herbicide Resistant |
| 203 | Corn Planted Non-GM Seed |
| 204 | Corn Planted GM Bt Seed |
| 205 | Corn Planted Stacked Gene Seed |
| 207 | Cotton Planted GM/Enhanced Seed |
| 208 | Cotton Planted GM Herbicide Resistant |

| Item Code | Variable Description |
|------------------|--|
| 209 | Cotton Planted Non-GM Seed |
| 210 | Cotton Planted GM Bt Seed |
| 211 | Cotton Planted Stacked Gene Seed |
| 219 | Soybean Planted GM/Enhanced Seed |
| 220 | Soybean Planted GM Herbicide Resist |
| 221 | Soybean Planted Non-GM Seed |
| 222 | Soybean Planted GM Bt Seed |
| 223 | Soybean Planted Stacked Gene Seed |
| 224 | Plant Tobacco in 2006? |
| 225 | 2006 Flue-cured Tobacco Acres |
| 226 | 2006 Burley Tobacco Acres |
| 227 | 2006 Other Tobacco Acres |
| 231 | Avg Price Rec'd Per 100 lbs of Flue-cured |
| 232 | Avg Price Rec'd Per 100 lbs of Burley |
| 233 | Avg Price Rec'd Per 100 lbs of Other Tobacco |
| 237 | Corn Planted Rootworm Resistant Bt |
| 238 | Biomass Crops Produced for Energy Purposes |
| 257 | Milk Cows Sold/Removed 2006 |
| 258 | Milk Cows Inventory Dec 31 |
| 259 | Milk Cows Owned on Dec 31 |
| 260 | Cattle/Calves Sold/Removed 2006 |
| 261 | Cattle/Calves Inventory Dec 31 |
| 262 | Hogs/Pigs Sold/Removed 2006 |
| 263 | Hogs/Pigs Inventory Dec 31 |
| 264 | Broilers Sold/Removed 2006 |
| 265 | Broilers Inventory Dec 31 |
| 266 | Chicken Eggs Sold/Removed 2006 |
| 268 | Turkeys Sold/Removed 2006 |
| 269 | Turkeys Inventory Dec 31 |
| 270 | Milk Sold/Removed Dec 31 |
| 271 | Any Oth Lvstk/Poultry Arrangements? |
| 272 | Oth Lvstk/Poultry Sold/Removed 2006 |
| 273 | Oth Lvstk/Poultry Inventory Dec 31 |
| 276 | Landlords Share Livestock Production |

| Item Code | Variable Description |
|------------------|---------------------------------|
| 277 | Contract Livestock Code A |
| 278 | Livestock A on Hand Jan 1 |
| 279 | Livestock A/Placed During Year |
| 280 | Prod Costs Paid for Livestock A |
| 281 | Livestock A Sold/Removed |
| 282 | Unsold Livestock A on Dec 31 |
| 283 | Contract Livestock Code B |
| 284 | Livestock B on Hand Jan 1 |
| 285 | Livestock B/Placed During Year |
| 286 | Prod Costs Paid for Livestock B |
| 287 | Livestock A Sold/Removed |
| 288 | Unsold Livestock B on Dec 31 |
| 289 | Contract Livestock Code C |
| 290 | Livestock C on Hand Jan 1 |
| 291 | Livestock C/Placed During Year |
| 292 | Prod Costs Paid for Livestock C |
| 293 | Livestock C Sold/Removed |
| 294 | Unsold Livestock C on Dec 31 |
| 295 | Cattle/Calves Owned Dec 31 |
| 296 | Hogs/Pigs Owned Dec 31 |
| 297 | Broilers Owned Dec 31 |
| 298 | Turkeys Owned Dec 31 |
| 299 | Oth Lvstk/Pltry Owned Dec 31 |
| 300 | Any Marketing Contracts? |
| 301 | MC Commodity A Code |
| 304 | MC-A: Quantity Marketed |
| 305 | MC-A: Unit Code |
| 306 | MC-A: Final Unit Price Rec'd |
| 307 | MC-A: Total Received |
| 316 | MC Commodity B Code |
| 319 | MC-B: Quantity Marketed |
| 320 | MC-B: Unit Code |
| 321 | MC-B: Final Unit Price Rec'd |
| 322 | MC-B: Total Received |

| Item Code | Variable Description |
|------------------|----------------------------------|
| 331 | MC Commodity C Code |
| 334 | MC-C: Quantity Marketed |
| 335 | MC-C: Unit Code |
| 336 | MC-C: Final Unit Price Rec'd |
| 337 | MC-C: Total Received |
| 346 | MC Commodity D Code |
| 349 | MC-D: Quantity Marketed |
| 350 | MC-D: Unit Code |
| 351 | MC-D: Final Unit Price Rec'd |
| 352 | MC-D: Total Received |
| 361 | MC Commodity E Code |
| 364 | MC-E: Quantity Marketed |
| 365 | MC-E: Unit Code |
| 366 | MC-E: Final Unit Price Rec'd |
| 367 | MC-E: Total Received |
| 376 | MC Commodity F Code |
| 379 | MC-F: Quantity Marketed |
| 380 | MC-F: Unit Code |
| 381 | MC-F: Final Unit Price Rec'd |
| 382 | MC-F: Total Received |
| 391 | Rec'd for Mrktng Crop Contracts |
| 392 | Rec'd for Mrktng Lvstk Contracts |
| 400 | Any Production Contracts? |
| 401 | PC Commodity A Code |
| 404 | PC-A: Quantity Marketed |
| 405 | PC-A: Unit Code |
| 406 | PC-A: Final Unit Price Rec'd |
| 407 | PC-A: Total Received |
| 416 | PC Commodity B Code |
| 419 | PC-B: Quantity Marketed |
| 420 | PC-B: Unit Code |
| 421 | PC-B: Final Unit Price Rec'd |
| 422 | PC-B: Total Received |
| 431 | PC Commodity C Code |

| Item Code | Variable Description |
|-----------|---|
| 434 | PC-C: Quantity Marketed |
| 435 | PC-C: Unit Code |
| 436 | PC-C: Final Unit Price Rec'd |
| 437 | PC-C: Total Received |
| 446 | PC Commodity D Code |
| 449 | PC-D: Quantity Marketed |
| 450 | PC-D: Unit Code |
| 451 | PC-D: Final Unit Price Rec'd |
| 452 | PC-D: Total Received |
| 461 | Base Acres Associated w/Direct Payment |
| 462 | LL Receive Gov't Payment on Rented Acres |
| 463 | Acres Associated w/LL Gov't Payment |
| 465 | Income From Outdoor Recreation Activities |
| 466 | Income From Hospitality Service Activities |
| 467 | Income From Guided Farm Tour Activities |
| 468 | Income From Entertainment Service Activities |
| 469 | Income From Other Recreation/Agritourism Activities |
| 470 | Comparison of Farmland Sales to Market Price |
| 471 | Soybean Plant Decisions Affected by Farm Act |
| 472 | Soybean Plant Decisions for Update to Base Acres |
| 473 | Rec'd for Lvstk Prod Contracts |
| 474 | Rec'd for Crop Prod Contracts |
| 476 | Tobacco Buyout Payments |
| 477 | Combined CRP/CREP/WRP Payments |
| 478 | EQIP and CSP Payments |
| 479 | CREP Payments |
| 480 | Jan to Mar Op Farm Hours Without Pay |
| 481 | Apr to Jun Op Farm Hours Without Pay |
| 482 | Jul to Sep Op Farm Hours Without Pay |
| 483 | Oct to Dec Op Farm Hours Without Pay |
| 484 | Jan to Mar Op Farm Hours With Pay |
| 485 | Apr to Jun Op Farm Hours With Pay |
| 486 | Jul to Sep Op Farm Hours With Pay |

| Item Code | Variable Description |
|------------------|--|
| 487 | Oct to Dec Op Farm Hours With Pay |
| 488 | Jan to Mar Op Non Farm Hours With Pay |
| 489 | Apr to Jun Op Non Farm Hours With Pay |
| 490 | Jul to Sep Op Non Farm Hours With Pay |
| 491 | Oct to Dec Op Non Farm Hours With Pay |
| 492 | Jan to Mar Op Other Time Spent |
| 493 | Apr to Jun Op Other Time Spent |
| 494 | Jul to Sep Op Other Time Spent |
| 495 | Oct to Dec Op Other Time Spent |
| 501 | Major Grains Cash Sales |
| 502 | Other Grains & Oilseeds Cash Sales |
| 503 | Tobacco & Cotton Cash Sales |
| 504 | Veggie & Melon Cash Sales |
| 505 | Fruit/Nut/Berries Cash Sales |
| 506 | Nursery/Greenhouse Cash Sales |
| 507 | Other Crops & Hay Cash Sales |
| 508 | Hog and Pigs Cash Sales |
| 509 | Hog Breeding Stock Cash Sales |
| 510 | Milk & Dairy Products Cash Sales |
| 511 | Cattle & Calves Cash Sales |
| 512 | Cattle Breeding Stock Cash Sales |
| 513 | Broilers Cash Sales |
| 514 | Eggs Cash Sales |
| 515 | Turkeys Cash Sales |
| 516 | Other Poultry Cash Sales |
| 517 | Other Animals Cash Sales |
| 518 | Value Placed Under CCC Loan |
| 519 | Amt Repay CCC Loans Curr Yr |
| 520 | Percent of Total for Direct Payments |
| 521 | % of Total Direct Payments for Target Crop |
| 522 | Percent of Total for Counter Cyclical Payments |
| 523 | % of Total Counter Cyclical for Target Crop |
| 524 | Poultry & Eggs Cash Sales |
| 525 | Direct & Counter Cyclical Payments Received |

| Item Code | Variable Description |
|-----------|--|
| 527 | Direct Cash Sales to Customers for Consumption |
| 528 | Loan Deficiency Payments Rec'd |
| 529 | Loan Deficiency Payments etc. Rec'd |
| 530 | Sales of Goods Produced |
| 531 | Marketing Loan Gains Rec'd |
| 532 | Loan Deficiency Payments for Target Crop |
| 533 | Hogs Breeding Stock Gain/Loss on Sales |
| 535 | Breeding Cattle Gain/Loss on Sales |
| 536 | Milk Income Loss Payments |
| 537 | Agriculture Disaster Payments |
| 538 | CRP Payments |
| 539 | WRP Payments |
| 540 | EQIP Payments |
| 541 | Other Federal Agr Prog Payments |
| 542 | Other State/Local Agr Prog Rec'd |
| 543 | Landlord Rec'd in Govt Payments |
| 545 | Other Fed/State Ag Prog Payments |
| 546 | Income: Custom Work for Others |
| 547 | Income: Grazing of Livestock |
| 548 | Income: Recreation |
| 549 | Income: Sales of Forest Product |
| 550 | Income: Sales of Farm Machinery |
| 551 | Income: Other Indemnity Payments |
| 552 | Income: Federal Crop Insurance |
| 553 | Fed Insurance for Target Comdy |
| 554 | Income: Coop Dividends/Refunds |
| 556 | Income: All Other Farm Related |
| 557 | Disaster/Market Loss Payment: Target Comdy |
| 558 | Income: Farm Real Estate Proceeds |
| 559 | Gain/Loss of Farm Real Estate |
| 560 | Current Year CCC Loan Screening |
| 563 | Fed/State/Local Farm Program Payments |
| 565 | Net Value of Commodity Certificates |
| 566 | Conservation Security Payments (CSP) |

| Item Code | Variable Description |
|------------------|--|
| 567 | Sales of Development Rights |
| 568 | Oper Maintenance Exp Lvstk Fac for Broilers |
| 569 | LLs Maintenance Exp Lvstk Fac for Broilers |
| 570 | Conts Maintenance Exp Lvstk Fac for Broilers |
| 571 | Oper Oth Lvstk/Poultry Purch Exp |
| 572 | LLs Oth Lvstk/Poultry Purch Exp |
| 573 | Conts Oth Lvstk/Poultry Purch Exp |
| 574 | Oper Wage Exp for Oth Household |
| 575 | LLs Wage Exp for Oth Household |
| 576 | Conts Wage Exp for Oth Household |
| 577 | Oper General Business Exp |
| 578 | LLs General Business Exp |
| 579 | Conts General Business Exp |
| 580 | Jan-Mar Sp Farm Hours Without Pay |
| 581 | Apr-Jun Sp Farm Hours Without Pay |
| 582 | Jul-Sep Sp Farm Hours Without Pay |
| 583 | Oct-Dec Sp Farm Hours Without Pay |
| 584 | Jan-Mar Sp Farm Hours With Pay |
| 585 | Apr-Jun Sp Farm Hours With Pay |
| 586 | Jul-Sep Sp Farm Hours With Pay |
| 587 | Oct-Dec Sp Farm Hours With Pay |
| 588 | Jan-Mar Sp Non Farm Hours With Pay |
| 589 | Apr-Jun Sp Non Farm Hours With Pay |
| 590 | Jul-Sep Sp Non Farm Hours With Pay |
| 591 | Oct-Dec Sp Non Farm Hours With Pay |
| 592 | Jan-Mar Sp Other Time Spent |
| 593 | Apr-Jun Sp Other Time Spent |
| 594 | Jul-Sep Sp Other Time Spent |
| 595 | Oct-Dec Sp Other Time Spent |
| 596 | Oper Leasing of Lvstk Enterprise |
| 597 | Conts Leasing of Lvstk for Enterprise |
| 598 | LLs Leasing of Lvstk for Enterprise |
| 599 | Amount Paid for Family Health Insurance |
| 600 | Oper Seed Expense |

| Item Code | Variable Description |
|-----------|---------------------------------|
| 601 | LLs Seed Expense |
| 602 | Conts Seed Expense |
| 603 | Opers Seed Exp for Target Cmdty |
| 604 | LLs Seed Exp for Target Cmdty |
| 605 | Conts Seed Exp for Target Cmdty |
| 606 | Opers Fert Expense |
| 607 | LLs Fert Expense |
| 608 | Conts Fert Expense |
| 609 | Opers Fert Exp for Target Cmdty |
| 610 | LLs Fert Exp for Target Cmdty |
| 611 | Conts Fert Exp for Target Cmdty |
| 612 | Opers Chem Expense |
| 613 | LLs Chem Expense |
| 614 | Conts Chem Expense |
| 615 | Opers Chem Exp for Target Cmdty |
| 616 | LLs Chem Exp for Target Cmdty |
| 617 | Conts Chem Exp for Target Cmdty |
| 618 | Opers Chem Exp for Custom Appl |
| 619 | LLs Chem Exp for Custom Appl |
| 620 | Conts Chem Exp for Custom Appl |
| 621 | Opers Breeding Stock Purch Exp |
| 622 | LLs Breeding Stock Purch Exp |
| 623 | Conts Breeding Stock Purch Exp |
| 624 | Opers Livestock Purchase Exp |
| 625 | LLs Livestock Purchase Exp |
| 626 | Conts Livestock Purchase Exp |
| 627 | Opers Poultry Purchase Exp |
| 628 | LLs Poultry Purchase Exp |
| 629 | Conts Poultry Purchase Exp |
| 630 | Opers Oth Lvstk/Pltry Purch Exp |
| 631 | LLs Oth Lvstk/Pltry Purch Exp |
| 632 | Conts Oth Lvstk/Pltry Purch Exp |
| 633 | Opers Leasing Lvstk Exp |
| 634 | LLs Leasing Lvstk Exp |

| Item Code | Variable Description |
|-----------|-------------------------------|
| 635 | Conts Leasing Lvstk Exp |
| 636 | Opers Feed Expense |
| 637 | LLs Feed Expense |
| 638 | Conts Feed Expense |
| 639 | Opers Bedding/Litter Expense |
| 640 | LLs Bedding/Litter Expense |
| 641 | Conts Bedding/Litter Expense |
| 642 | Opers Medical/Vet Expense |
| 643 | LLs Medical/Vet Expense |
| 644 | Conts Medical/Vet Expense |
| 645 | Opers Diesel Fuel Exp |
| 646 | LLs Diesel Fuel Exp |
| 647 | Conts Diesel Fuel Exp |
| 648 | Opers Gasoline Exp |
| 649 | LLs Gasoline Exp |
| 650 | Conts Gasoline Exp |
| 651 | Opers Natural Gas Exp |
| 652 | LLs Natural Gas Exp |
| 653 | Conts Natural Gas Exp |
| 654 | Opers LP Gas Exp |
| 655 | LLs LP Gas Exp |
| 656 | Conts LP Gas Exp |
| 657 | Opers Oil/Lubricant Exp |
| 658 | LLs Oil/Lubricant Exp |
| 659 | Conts Oil/Lubricant Exp |
| 660 | Opers Other Fuel Exp |
| 661 | LLs Other Fuel Exp |
| 662 | Conts Other Fuel Exp |
| 663 | Opers Total Fuel Expense |
| 664 | LLs Total Fuel Expense |
| 665 | Conts Total Fuel Expense |
| 666 | Opers Fuel Exp for Irrigation |
| 667 | LLs Fuel Exp for Irrigation |
| 668 | Conts Fuel Exp for Irrigation |

| Item Code | Variable Description |
|------------------|---------------------------------------|
| 669 | Operes Irr Fuel Exp for Wells |
| 670 | LLs Irr Fuel Exp for Wells |
| 671 | Conts Irr Fuel Exp for Wells |
| 672 | Operes Fuel Exp for Target Cmdty |
| 673 | LLs Fuel Exp for Target Cmdty |
| 674 | Conts Fuel Exp for Target Cmdty |
| 675 | Operes Electricity Exp |
| 676 | LLs Electricity Exp |
| 677 | Conts Electricity Exp |
| 678 | Operes Electricity Exp for Irr |
| 679 | LLs Electricity Exp for Irr |
| 680 | Conts Electricity Exp for Irr |
| 681 | Operes Elec Irr Exp for Target Cmdty |
| 682 | LLs Elec Irr Exp for Target Cmdty |
| 683 | Conts Elec Irr Exp for Target Cmdty |
| 684 | Operes Elec Irr Exp for Wells |
| 685 | LLs Elec Irr Exp for Wells |
| 686 | Conts Elec Irr Exp for Wells |
| 687 | Operes Electricity Exp for Drying |
| 688 | LLs Electricity Exp for Drying |
| 689 | Conts Electricity Exp for Drying |
| 690 | Operes Elec Dry Exp for Target |
| 691 | LLs Elec Dry Exp for Target |
| 692 | Conts Elec Dry Exp for Target |
| 693 | Operes Elec Exp for Lvstk Facilities |
| 694 | LLs Elec Exp for Lvstk Facilities |
| 695 | Conts Elec Exp for Lvstk Facilities |
| 696 | Operes Irrigation Water Exp |
| 697 | LLs Irrigation Water Exp |
| 698 | Conts Irrigation Water Exp |
| 699 | Operes Irr Water Exp for Target |
| 700 | LLs Irrigation Water Exp for Target |
| 701 | Conts Irrigation Water Exp for Target |
| 702 | Operes Farm Supplies Exp |

| Item Code | Variable Description |
|-----------|--|
| 703 | LLs Farm Supplies Exp |
| 704 | Conts Farm Supplies Exp |
| 705 | Oper Mkt Containers Exp |
| 706 | LLs Mkt Containers Exp |
| 707 | Conts Mkt Containers Exp |
| 708 | Oper Repairs Exp |
| 709 | LLs Repairs Exp |
| 710 | Conts Repairs Exp |
| 711 | Oper Repair Exp for Target Cmdty |
| 712 | LLs Repair Exp for Target Cmdty |
| 713 | Conts Repair Exp for Target Cmdty |
| 714 | Oper Maintenance Exp |
| 715 | LLs Maintenance Exp |
| 716 | Conts Maintenance Exp |
| 717 | Oper Maintenance Exp for Lvstk Fac |
| 718 | LLs Maintenance Exp for Lvstk Fac |
| 719 | Conts Maintenance Exp for Lvstk Fac |
| 720 | Oper Maintenance Exp for Irr |
| 721 | LLs Maintenance Exp for Irr |
| 722 | Conts Maintenance Exp for Irr |
| 723 | Oper Maintenance Exp for Target Cmdty |
| 724 | LLs Maintenance Exp for Target Cmdty |
| 725 | Conts Maintenance Exp for Target Cmdty |
| 726 | Oper Home Repair Expense |
| 729 | Oper Insurance Expense |
| 730 | LLs Insurance Expense |
| 731 | Contractors Insurance Expense |
| 732 | Oper Crop Insurance Expense |
| 733 | LLs Crop Insurance Expense |
| 734 | Conts Crop Insurance Expense |
| 735 | Oper Crop Ins Exp for Target Cmdty |
| 736 | LLs Crop Ins Exp for Target Cmdty |
| 737 | Conts Crop Ins Exp for Target Cmdty |
| 738 | Oper Interest Secured for Real Est |

| Item Code | Variable Description |
|------------------|-------------------------------------|
| 739 | LLs Interest Secured for Real Est |
| 741 | Opers Interest Not Secured |
| 742 | LLs Interest Not Secured |
| 744 | Opers Property Tax for Real Estate |
| 745 | LLs Property Tax for Real Estate |
| 746 | Conts Property Tax for Real Estate |
| 747 | Opers Property Tax for Lvst/Equip |
| 748 | LLs Property Tax for Lvst/Equip |
| 749 | Conts Property Tax for Lvst/Equip |
| 750 | Opers Renting/Leasing Expense |
| 751 | LLs Renting/Leasing Expense |
| 753 | Opers Vehicle Reg. Fees |
| 754 | LLs Vehicle Reg. Fees |
| 756 | Depreciation Expense |
| 757 | Depreciation Exp for Breeding Lvstk |
| 758 | Opers Cash Wages Expense |
| 759 | LLs Cash Wages Expense |
| 760 | Contractors Cash Wages Expense |
| 761 | Oper Cash Wage Exp for Target Cmnty |
| 762 | LL Cash Wage Exp for Target Cmnty |
| 763 | Cont Cash Wage Exp for Target Cmnty |
| 764 | Opers Wage Expense for Operator |
| 765 | LLs Wage Expense for Operator |
| 766 | Conts Wage Exp for Operator |
| 767 | Opers Wage Expense for Spouse |
| 768 | LLs Wage Expense for Spouse |
| 769 | Conts Wage Expense for Spouse |
| 770 | Opers Wage Exp for Other Opers |
| 771 | LLs Wage Exp for Other Opers |
| 772 | Conts Wage Exp for Other Opers |
| 773 | Opers Wage Exp for Other Labor |
| 774 | LLs Wage Exp for Other Labor |
| 775 | Conts Wage Exp for Other Labor |
| 776 | Opers Payroll Tax Expense |

| Item Code | Variable Description |
|-----------|---|
| 777 | LLs Payroll Tax Expense |
| 778 | Contractors Payroll Tax Expense |
| 779 | Opers Payroll Tax for Target Cmdy |
| 780 | LLs Payroll Tax for Target Cmdy |
| 781 | Conts Payroll Tax for Target Cmdy |
| 782 | Opers Contract Labor Expense |
| 783 | LLs Contract Labor Expense |
| 784 | Conts Contract Labor Expense |
| 785 | Oper Contract Labor for Target Cmdty |
| 786 | LL Contract Labor for Target Cmdty |
| 787 | Cont Contract Labor for Target Cmdty |
| 788 | Opers Custom Hauling Expense |
| 789 | LLs Custom Hauling Expense |
| 790 | Conts Custom Hauling Expense |
| 791 | Opers Other Custom Expense |
| 792 | LLs Other Custom Expense |
| 793 | Conts Other Custom Expense |
| 794 | Oper Oth Custom Exp for Target Cmdty |
| 795 | LL Oth Custom Exp for Target Cmdty |
| 796 | Cont Oth Custom Exp for Target Cmdty |
| 797 | Cash Value of Comdty Provided to HH Workers |
| 798 | Cash Value of Comdty to NonHH Workers |
| 799 | Value of Prod Used on the Oper |
| 800 | % Products Used that were Lvstk |
| 801 | Professional Managment Fees |
| 802 | Farm Share of All Capital Exp |
| 803 | Real Estate Purchase Exp |
| 804 | Opers General Business Exp |
| 805 | LLs General Business Exp |
| 806 | Conts General Business Exp |
| 807 | Opers Total Improvements Cost |
| 808 | LLs Total Cost of Improvements |
| 809 | Conts Total Improvements Cost |
| 810 | Opers Construction/Remodeling |

| Item Code | Variable Description |
|------------------|--|
| 811 | LLs Construction/Remodeling |
| 812 | Conts Construction/Remodeling |
| 813 | Operes Remodel/Build Home |
| 814 | % Fees Paid for Management of Conservation |
| 815 | Market Value of Entire Farm Business |
| 816 | Total Net Cost of New/Used Cars |
| 817 | % of New/Used Cars Cost for Farm |
| 818 | Net Cost of New/Used Trucks |
| 819 | % New/Used Trucks Cost for Farm |
| 820 | Net Cost of New/Used Tractors |
| 821 | Net Cost Self Propelled Equip |
| 822 | Net Cost Other Farm Equip |
| 823 | Office Equip Placed on Deprec |
| 824 | All Other Capital Expenditures |
| 825 | Operes Total Other Expenditures |
| 826 | LLs Total Other Expenditures |
| 827 | Conts Total Other Expenditures |
| 828 | Oper Hr/Wk First Quarter |
| 829 | Oper Hr/Wk Second Quarter |
| 830 | Oper Hr/Wk Third Quarter |
| 831 | Oper Hr/Wk Fourth Quarter |
| 832 | Spouse Hr/Wk First Quarter |
| 833 | Spouse Hr/Wk Second Quarter |
| 834 | Spouse Hr/Wk Third Quarter |
| 835 | Spouse Hr/Wk Fourth Quarter |
| 836 | Other Oper Hr/Wk First Quarter |
| 837 | Other Oper Hr/Wk Second Quarter |
| 838 | Other Oper Hr/Wk Third Quarter |
| 839 | Other Oper Hr/Wk Fourth Quarter |
| 840 | Unpaid Workers Hr/Wk First Qtr |
| 841 | Unpaid Workers Hr/Wk Second Qtr |
| 842 | Unpaid Workers Hr/Wk Third Qtr |
| 843 | Unpaid Workers Hr/Wk Fourth Qtr |
| 844 | Operes Supplies/Litter Exp |

| Item Code | Variable Description |
|------------------|---|
| 845 | LLs Supplies/Litter Exp |
| 846 | Conts Supplies/Litter Exp |
| 847 | Operes Oth Custom (with Hauling) |
| 848 | LLs Oth Custom (with Hauling) |
| 849 | Conts Oth Custom (with Hauling) |
| 850 | Value of Operators Dwelling |
| 851 | Value of All Other Dwellings |
| 852 | Value of Other Farm Buildings |
| 853 | Value of Orchard/Trees Wood Prod |
| 854 | Value of Land |
| 855 | Value of Land/Bldgs Rented From Oth |
| 856 | Value of Land/Bldgs Rented From Relat |
| 857 | Value of Land/Bldgs Rented To Oth |
| 858 | % Fees Paid for Managment/Planning etc. |
| 859 | Paid Workers Hr/Wk First Qtr |
| 860 | Paid Workers Hr/Wk Second Qtr |
| 861 | Paid Workers Hr/Wk Third Qtr |
| 862 | Paid Workers Hr/Wk Fourth Qtr |
| 863 | Value of Owned Breeding Lvsk Jan 1 |
| 864 | Value of Owned Breeding Lvsk Dec 31 |
| 865 | Operes All Utilities Expense |
| 866 | LLs All Utilities Expense |
| 867 | Conts All Utilities Expense |
| 868 | Operes Mkting & Storage Expense |
| 869 | LLs Mkting & Storage Expense |
| 870 | Conts Mkting & Storage Expense |
| 871 | Value Provided to All Workers |
| 872 | Operes Other Utilities Exp |
| 873 | LLs Other Utilities Exp |
| 874 | Conts Other Utilities Exp |
| 875 | Money Received from Prior Production |
| 876 | Value NON Breeding Lvsk Jan 1 |
| 877 | Value NON Breeding Lvsk Dec 31 |
| 878 | Value Prod Inputs Owned Jan 1 |

| Item Code | Variable Description |
|------------------|---|
| 879 | Value Prod Inputs Owned Dec 31 |
| 880 | Value Prod Inputs Used Jan 1 |
| 881 | Value Prod Inputs Used Dec 31 |
| 882 | Value Trucks/Cars Owned Dec 31 |
| 883 | Value Tractors Owned Dec 31 |
| 884 | Farm Credit/Coop Stock Dec 31 |
| 885 | Owed to the Operation Jan 1 |
| 886 | Owed to the Operation Dec 31 |
| 887 | Other Farm Assets on Dec 31 |
| 888 | Value Owned Crops Jan 1 |
| 889 | Value Owned Crops Dec 31 |
| 890 | Total Value of all Prod/Business Loans |
| 891 | Opers Feed Expense for Broilers |
| 892 | LLs Feed Expense for Broilers |
| 893 | Conts Feed Expense for Broilers |
| 894 | Opers Bedding/Litter Expense for Broilers |
| 895 | LLs Bedding/Litter Expense for Broilers |
| 896 | Conts Bedding/Litter Expense for Broilers |
| 897 | Opers Medical/Vet Expense for Broilers |
| 898 | LLs Medical/Vet Expense for Broilers |
| 899 | Conts Medical/Vet Expense for Broilers |
| 921 | Reporting Unit Code |
| 922 | Record Adjustment Factor |
| 923 | Number of Operations |
| 925 | Partner 1 Stratum |
| 926 | Partner 2 Stratum |
| 927 | Partner 3 Stratum |
| 928 | Partner 4 Stratum |
| 929 | Total Points |
| 930 | Update to June Farm Acres |
| 931 | Did Operator Work Off Farm |
| 932 | Did Spouse Work Off Farm |
| 933 | Weeks Operator Worked Off Farm |
| 934 | Weeks Spouse Worked Off Farm |

| Item Code | Variable Description |
|-----------|--|
| 935 | Hours/Wk Oper Worked Off Farm |
| 936 | Hours/Wk Spouse Worked Off Farm |
| 937 | Value Code: Oper Income from Pensions |
| 938 | Value Code: Spou Income from Pensions |
| 939 | Value Code: Oth House Income from Pensions |
| 940 | Ownership Interest by Blood or Marriage |
| 941 | Operator: Miles From Home to Work |
| 942 | Spouse: Miles From Home to Work |
| 943 | Oper Construction/Remodeling for Broiler Houses |
| 944 | LLs Construction/Remodeling for Broiler Houses |
| 945 | Conts Construction/Remodeling for Broiler Houses |
| 947 | Oper Elec Exp for Broiler Facilities |
| 948 | LLs Elec Exp for Broiler Facilities |
| 949 | Conts Elec Exp for Broiler Facilities |
| 950 | Value Code: Oper Off-Farm Wages |
| 951 | Value Code: Spouse Off-Farm Wages |
| 952 | Value Code: Oth HouseOff-Farm Wages |
| 953 | Value Code: Assets Held in NonRetir Acct |
| 954 | Value Code: Retirement Accounts |
| 955 | Value Code: Oper Oth Income Oth Farm |
| 956 | Value Code: Spouse Oth Income Oth Farm |
| 957 | Value Code: Oth House Oth Income |
| 958 | Value Code: Oper Oth Income Oth Bus |
| 959 | Value Code: Spouse Oth Income Oth Bus |
| 960 | Value Code: Oth House Oth Incom Oth Bus |
| 961 | Value Code: Oper Other Rental Income |
| 962 | Value Code: Spouse Oth Rental Income |
| 963 | Value Code: Oth House Oth Rental Income |
| 964 | Value Code: Oper Dividend |
| 965 | Value Code: Spouse Dividend |
| 966 | Value Code: Oth House Dividend |
| 967 | Value Code: Oper Interest Income |
| 968 | Value Code: Spouse Interest Income |

| Item Code | Variable Description |
|------------------|---|
| 969 | Value Code: Oth House Interest Income |
| 973 | Value Code: Oper Sale of Capital Assets |
| 974 | % of Net Income Received |
| 975 | Corporate Dividends Received |
| 976 | Other Households Share Income |
| 977 | Value Code: Spouse Sale of Capital Assets |
| 978 | Value Code: Oth Sale of Capital Assets |
| 979 | Value Code: Oper Gain/Loss of Cap Assets |
| 980 | Value Code: Spou Gain/Loss Cap Assets |
| 981 | Value Code: Oth Hou Gain/Loss Cap Asset |
| 982 | Value Code: All Vehicles |
| 983 | Value Code: Oth Off Farm Debt Owed |
| 984 | Value Code: Dwelling(s) |
| 985 | Value Code: Real Estate |
| 986 | Value Code: Other Business |
| 987 | Value Code: Other Assets |
| 988 | Value Code: Mortgage(s) Dwelling |
| 989 | Value Code: Other Mortgage(s) |
| 991 | Value Code: Oper Oth Off Farm Income |
| 992 | Value Code: Spou Oth Off Farm Income |
| 993 | Value Code: Oth House Off Farm Income |
| 994 | Value Code: All Non Farm Assets |
| 995 | Hired Manager? |
| 996 | Value Code: Oper Retirement Income |
| 997 | Value Code: Spou Retirement Income |
| 998 | Value Code: Oth House Retiremt Income |
| 999 | Debt Office Use Code |
| 1001 | Lender Code for Loan 1 |
| 1002 | Balance of Loan 1 on Dec 31 |
| 1003 | Interest Rate for Loan 1 |
| 1004 | Loan 1: Loan Type |
| 1005 | Month/Year Loan 1 Obtained |
| 1006 | Schedule of Periodic Payments for Loan 1 |
| 1007 | Purpose Code for Loan 1 |

| Item Code | Variable Description |
|------------------|--|
| 1008 | Payment of Principle of Loan 1 |
| 1009 | Repricing of Floating Rate for Loan 1 |
| 1010 | Lender Code for Loan 2 |
| 1011 | Balance of Loan 2 on Dec 31 |
| 1012 | Interest Rate for Loan 2 |
| 1013 | Loan 2: Loan Type |
| 1014 | Month/Year Loan 2 Obtained |
| 1015 | Schedule of Periodic Payments for Loan 2 |
| 1016 | Purpose Code for Loan 2 |
| 1017 | Payment of Principle of Loan 2 |
| 1018 | Repricing of Floating Rate for Loan 2 |
| 1019 | Lender Code for Loan 3 |
| 1020 | Balance of Loan 3 on Dec 31 |
| 1021 | Interest Rate for Loan 3 |
| 1022 | Loan 3: Loan Type |
| 1023 | Month/Year Loan 3 Obtained |
| 1024 | Schedule of Periodic Payments for Loan 3 |
| 1025 | Purpose Code for Loan 3 |
| 1026 | Payment of Principle of Loan 3 |
| 1027 | Repricing of Floating Rate for Loan 3 |
| 1028 | Lender Code for Loan 4 |
| 1029 | Balance of Loan 4 on Dec 31 |
| 1030 | Interest Rate for Loan 4 |
| 1031 | Loan 4: Loan Type |
| 1032 | Month/Year Loan 4 Obtained |
| 1033 | Schedule of Periodic Payments for Loan 4 |
| 1034 | Purpose Code for Loan 4 |
| 1035 | Payment of Principle of Loan 4 |
| 1036 | Repricing of Floating Rate for Loan 4 |
| 1037 | Lender Code for Loan 5 |
| 1038 | Balance of Loan 5 on Dec 31 |
| 1039 | Interest Rate for Loan 5 |
| 1040 | Loan 5: Loan Type |
| 1041 | Month/Year Loan 5 Obtained |

| Item Code | Variable Description |
|------------------|---|
| 1042 | Schedule of Periodic Payments for Loan 5 |
| 1043 | Purpose Code for Loan 5 |
| 1044 | Payment of Principle of Loan 5 |
| 1045 | Repricing of Floating Rate for Loan 5 |
| 1046 | Number of Additional Loans |
| 1047 | Amt Owed Additional Loans Dec 31 |
| 1048 | Amt Owed Short Term Loans Dec 31 |
| 1049 | Avg Int Rate of Short Term Loan |
| 1050 | % of Short Term Loan for Farm Use |
| 1051 | Amt NON real estate Loans Dec 31 |
| 1052 | Int Rate NON real estate Loan |
| 1053 | % NON real estate Loan for Farm Use |
| 1054 | Amt real estate Loans Dec 31 |
| 1055 | Avg Int Rate of real estate Loan |
| 1056 | % real estate Loan for Farm Use |
| 1057 | Amt Owed Dec 31: Opers Dwelling |
| 1058 | Owe Money Dec 31 |
| 1059 | Payment Schedule |
| 1061 | Jan thru Mar Oth Oper Hours Without Pay |
| 1062 | Apr thru Jun Oth Oper Hours Without Pay |
| 1063 | Jul thru Sep Oth Oper Hours Without Pay |
| 1064 | Oct thru Dec Oth Oper Hours Without Pay |
| 1065 | Jan thru Mar Oth Oper Hours With Pay |
| 1066 | Apr thru Jun Oth Oper Hours With Pay |
| 1067 | Jul thru Sep Oth Oper Hours With Pay |
| 1068 | Oct thru Dec Oth Oper Hours With Pay |
| 1070 | Operator Type of Off Farm Business |
| 1071 | Spouse Type of Off Farm Business |
| 1072 | Operator Type of Off Farm Business from Oth |
| 1073 | Spouse Type of Off Farm Business from Oth |
| 1075 | Number of Employees in Off Farm Business |
| 1076 | Dividends from Firm Producing Ethanol |
| 1077 | Off Farm Job Hours Flexible? |
| 1078 | Opportunity for Overtime Hours |

| Item Code | Variable Description |
|-----------|---|
| 1079 | Off Farm Work Salaried or Hourly? |
| 1080 | Debt Use in 2006 |
| 1081 | Established Line of Credit During 2006 |
| 1082 | Amount Borrowed Against Line of Credit |
| 1091 | Jan to Mar Op Farm Hours on Another Farm |
| 1092 | Apr to Jun Op Farm Hours on Another Farm |
| 1093 | Jul to Sep Op Farm Hours on Another Farm |
| 1094 | Oct to Dec Op Farm Hours on Another Farm |
| 1095 | Jan to Mar Sp Farm Hours on Another Farm |
| 1096 | Apr to Jun Sp Farm Hours on Another Farm |
| 1097 | Jul to Sep Sp Farm Hours on Another Farm |
| 1098 | Oct to Dec Sp Farm Hours on Another Farm |
| 1101 | Value Code: Loans Oth Business |
| 1102 | Value Code: Personal Loans |
| 1103 | Value Code: All Non Farm Debt |
| 1104 | Value Code: Rent Payments |
| 1105 | Value Code: Food Expenses |
| 1106 | Value Code: Household Exp |
| 1107 | Value Code: Non Farm Transportation |
| 1108 | Value Code: Medical/Health Exp |
| 1109 | Value Code: Retirement/Pensions |
| 1110 | Value Code: Charitable Contributions |
| 1111 | Value Code: Household Expenses |
| 1112 | Value Code: Medical Out of Pocket Expenses |
| 1113 | Value Code: Farm Sales Prev Yr |
| 1114 | Value Code: Net Income Prev Yr |
| 1115 | Value Code: Off Farm Income PY |
| 1116 | Value Code: Amt Withdrawn to Pay HH Exp |
| 1117 | Value of Non Farm Debt Secured by Farm Assets |
| 1118 | Value Code: Oth Family Living Exp |
| 1119 | Value Code: Non Farm Share of Vehicle Exp |
| 1120 | Request for Credit/Loan Turned Down |
| 1121 | Reapplied for Credit After Being Turned Down |
| 1122 | Changed Mind About Applying for Credit |

| Item Code | Variable Description |
|------------------|--|
| 1123 | Funds Sufficient No Loans Needed |
| 1124 | Could Not Obtain New/Addl. Credit |
| 1125 | High Transaction Costs |
| 1126 | Risk Associated with Debt |
| 1127 | Value Code: Amt Withdrawn for Oth Investments |
| 1128 | Use of Non Farm Assets to Fund Farm Business |
| 1129 | Use of Non Farm Income for Farm Business |
| 1130 | Oper Hr/Wk First Quarter on Broiler Op |
| 1131 | Oper Hr/Wk Second Quarter on Broiler Op |
| 1132 | Oper Hr/Wk Third Quarter on Broiler Op |
| 1133 | Oper Hr/Wk Fourth Quarter on Broiler Op |
| 1134 | Unpaid Hr/Wk First Quarter on Broiler Op |
| 1135 | Unpaid Hr/Wk Second Quarter on Broiler Op |
| 1136 | Unpaid Hr/Wk Third Quarter on Broiler Op |
| 1137 | Unpaid Hr/Wk Fourth Quarter on Broiler Op |
| 1138 | % Unpaid Hours Worked Under 16 yrs Old |
| 1139 | Full Time Hr/Wk 1st Quarter on Broiler Op |
| 1140 | Full Time Hr/Wk 2nd Quarter on Broiler Op |
| 1141 | Full Time Hr/Wk 3rd Quarter on Broiler Op |
| 1142 | Full Time Hr/Wk 4th Quarter on Broiler Op |
| 1143 | Part Time Hr/Wk 1st Quarter on Broiler Op |
| 1144 | Part Time Hr/Wk 2nd Quarter on Broiler Op |
| 1145 | Part Time Hr/Wk 3rd Quarter on Broiler Op |
| 1146 | Part Time Hr/Wk 4th Quarter on Broiler Op |
| 1147 | Avg Wage Paid to Broiler Full Time Workers |
| 1148 | Frequency of Pay for Broiler FullTime Workers |
| 1149 | Avg Wage Paid to Broiler Part Time Workers |
| 1150 | Frequency of Pay for Broiler Part Time Workers |
| 1200 | # of Individuals Making Decision |
| 1201 | Operations Legal Status |
| 1202 | Limited Liability Company (LLC)? |
| 1203 | Is Spouse Oper2 or Oper3? |
| 1204 | Spouse: Day-to-Day Decisions? |
| 1205 | Does the Operator have a Spouse? |

| Item Code | Variable Description |
|------------------|--|
| 1206 | Age of Spouse |
| 1207 | Operators Major Occupation Code |
| 1208 | Spouses Major Occupation Code |
| 1209 | Farmland Acquisition from Relatives |
| 1210 | Farmland Acquired thru Purchase |
| 1211 | Inherited Farmland |
| 1212 | Farmland Acquired as a Gift |
| 1213 | Operator: Indian/Alaska Native |
| 1214 | Spouse: Indian/Alaska Native |
| 1215 | Operator: Asian |
| 1216 | Spouse: Asian |
| 1217 | Operator: Black/African American |
| 1218 | Spouse: Black/African American |
| 1219 | Operator: Hispanic or Latin |
| 1220 | Spouse: Hispanic or Latin |
| 1221 | Oper: Hawaiian/Pacific Islander |
| 1222 | Spouse: Hawaiian/Pacific Islander |
| 1223 | Operator: White |
| 1224 | Spouse: White |
| 1225 | Spousal Involvement in Operation |
| 1226 | # of Persons Covered by Health Insurance |
| 1227 | Number of Persons in Household |
| 1228 | # of Household Members Under 6 |
| 1229 | # of Household Members 6 to 13 |
| 1230 | # of Household Members 14 to 17 |
| 1231 | Number of Household Members 65+ |
| 1232 | Number of Legal Partners |
| 1233 | Number of Members in Corporate Board |
| 1234 | Number of Operators in Corporate Board |
| 1235 | Farmland Purchase Price |
| 1236 | Miles Near City 10,000 + Population |
| 1237 | Interest Rates for Farmland Purchase |
| 1238 | Oper Home On or Next to Farm |
| 1239 | Farmland Acquisition |

| Item Code | Variable Description |
|------------------|---|
| 1240 | Family Held Corporation? |
| 1241 | Yr Oper 1 Began Operating |
| 1242 | Age of Operator 1 |
| 1243 | Operator 1s Sex Code |
| 1245 | Operation Part of Larger Corporate Farm |
| 1246 | Number of Owners of the Operation |
| 1247 | Number of Owners Part of the Household |
| 1248 | % of Ownership Interest Held |
| 1249 | > than 50% Ownership Interest by Relatives |
| 1252 | Long Term Planning Handled by One Operator? |
| 1253 | Received NonPaid Advice from NRCS |
| 1254 | Received NonPaid Advice from Other Groups |
| 1255 | Use of Internet for Farm Business |
| 1256 | Why wasn't the Internet Used for Farm Business? |
| 1257 | Highest Level of Formal Education of Operator |
| 1258 | Owners Part of the Household? |
| 1259 | Consider Yourself Retired? |
| 1260 | Highest Level of Education of Spouse |
| 1261 | Yr Oper 2 Began Operating |
| 1262 | Age of Operator 2 |
| 1263 | Operator 2s Sex Code |
| 1264 | Health Insurance From Oper Off Farm Work |
| 1265 | Health Insurance From Spouse Off Farm Work |
| 1266 | Health Insurance From Farming Operation |
| 1267 | Health Insurance From Private Insurance |
| 1268 | Health Insurance From Medicare or Public |
| 1269 | Access to Internet thru Dial Up |
| 1270 | Access to Internet thru DSL |
| 1271 | Access to Internet thru Cable |
| 1272 | Access to Internet thru Satellite |
| 1273 | Access to Internet thru Wireless |
| 1274 | Access to Internet thru Other Source |
| 1275 | Cost of Internet Access |
| 1276 | Farm Web Site? |

| Item Code | Variable Description |
|------------------|---|
| 1277 | Sale of Farm Goods via Internet |
| 1281 | Yr Oper 3 Began Operating |
| 1282 | Age Of Operator 3 |
| 1283 | Operator 3s Sex Code |
| 1293 | Harvest Certified Soybeans in 2006 |
| 1294 | # of Years Operation Grown Certified Soybeans |
| 1295 | # of Years it Took to Become Certified |
| 1296 | Amt Paid for 3rd Party Certification |
| 1297 | Most Difficult Aspect of Producing Organic Soybeans |
| 1298 | Minimum Price Needed per Bushel to Continue |
| 1299 | # of Months it Took to Become Certified |
| 1300 | Actions to Reduce Fuel or Fert Expenses |
| 1301 | Fuel: Reduced Inputs Used |
| 1302 | Fert: Reduced Inputs Used |
| 1303 | Fuel: Changed Enterprise Mix |
| 1304 | Fert: Changed Enterprise Mix |
| 1305 | Fert: Conducted Soil Test |
| 1306 | Fuel: Reduced Trips Over Field |
| 1307 | Fert: Adjusted Plant Population |
| 1308 | Fuel: Kept Engines Serviced |
| 1309 | Fuel: Used Precision Technology |
| 1310 | Fert: Used Precision Technology |
| 1311 | Fuel: Used Guidance Swathing Systems |
| 1312 | Fert: Used Guidance Swathing Systems |
| 1313 | Fuel: Other Actions Taken |
| 1314 | Fert: Other Actions Taken |
| 1315 | Capital Exp Incurred Compared to Prior Year |
| 1316 | Sales of Assets to Cover Cash Shortfall |
| 1317 | Delay Replacement of Capital Goods |
| 1325 | Fert: Negotiate Price Discounts |
| 1327 | Fuels: Negotiate Price Discounts |
| 1330 | Fert: % of Price Discount |
| 1332 | Fuels: % of Price Discount |
| 1351 | MC Commodity G Code |

| Item Code | Variable Description |
|------------------|------------------------------|
| 1354 | MC-G: Quantity Marketed |
| 1355 | MC-G: Unit Code |
| 1356 | MC-G: Final Unit Price Rec'd |
| 1357 | MC-G: Total Received |
| 1366 | MC Commodity H Code |
| 1369 | MC-H: Quantity Marketed |
| 1370 | MC-H: Unit Code |
| 1371 | MC-H: Final Unit Price Rec'd |
| 1372 | MC-H: Total Received |
| 1381 | MC Commodity I Code |
| 1384 | MC-I: Quantity Marketed |
| 1385 | MC-I: Unit Code |
| 1386 | MC-I: Final Unit Price Rec'd |
| 1387 | MC-I: Total Received |
| 1396 | MC Commodity J Code |
| 1399 | MC-J: Quantity Marketed |
| 1400 | MC-J: Unit Code |
| 1401 | MC-J: Final Unit Price Rec'd |
| 1402 | MC-J: Total Received |
| 1411 | MC Commodity K Code |
| 1414 | MC-K: Quantity Marketed |
| 1415 | MC-K: Unit Code |
| 1416 | MC-K: Final Unit Price Rec'd |
| 1417 | MC-K: Total Received |
| 1426 | MC Commodity L Code |
| 1429 | MC-L: Quantity Marketed |
| 1430 | MC-L: Unit Code |
| 1431 | MC-L: Final Unit Price Rec'd |
| 1432 | MC-L: Total Received |
| 1441 | PC Commodity E Code |
| 1444 | PC-E: Quantity Marketed |
| 1445 | PC-E: Unit Code |
| 1446 | PC-E: Final Unit Price Rec'd |
| 1447 | PC-E: Total Received |

| Item Code | Variable Description |
|------------------|---|
| 1456 | PC Commodity F Code |
| 1459 | PC-F: Quantity Marketed |
| 1460 | PC-F: Unit Code |
| 1461 | PC-F: Final Unit Price Rec'd |
| 1462 | PC-F: Total Received |
| 1471 | PC Commodity G Code |
| 1474 | PC-G: Quantity Marketed |
| 1475 | PC-G: Unit Code |
| 1476 | PC-G: Final Unit Price Rec'd |
| 1477 | PC-G: Total Received |
| 1486 | PC Commodity H Code |
| 1489 | PC-H: Quantity Marketed |
| 1490 | PC-H: Unit Code |
| 1491 | PC-H: Final Unit Price Rec'd |
| 1492 | PC-H: Total Received |
| 1501 | Acres Harvested as Food Grade |
| 1502 | Yield of Food Grade |
| 1503 | Price Rec'd/Contract Fee for Food Grade |
| 1504 | Type of Contract for Food Grade |
| 1505 | Premium Above Price Rec'd: Food Grade |
| 1506 | Premium Above Contract: Food Grade |
| 1507 | Acres Harvested as IOM |
| 1508 | Yield of IOM |
| 1509 | Price Rec'd/Contract Fee for IOM |
| 1510 | Type of Contract for IOM |
| 1511 | Premium Above Price Rec'd: IOM |
| 1512 | Premium Above Contract: IOM |
| 1513 | Acres Harvested as High Sucrose |
| 1514 | Yield of High Sucrose |
| 1515 | Price Rec'd/Contract Fee for High Sucrose |
| 1516 | Type of Contract for High Sucrose |
| 1517 | Premium Above Price Rec'd: High Sucrose |
| 1518 | Premium Above Contract: High Sucrose |
| 1519 | Acres Harvested as High Protein |

| Item Code | Variable Description |
|------------------|---|
| 1520 | Yield of High Protein |
| 1521 | Price Rec'd/Contract Fee for High Protein |
| 1522 | Type of Contract for High Protein |
| 1523 | Premium Above Price Rec'd: High Protein |
| 1524 | Premium Above Contract: High Protein |
| 1525 | Acres Harvested as Green Veg |
| 1526 | Yield of Green Veg |
| 1527 | Price Rec'd/Contract Fee for Green Veg |
| 1528 | Type of Contract for Green Veg |
| 1529 | Premium Above Price Rec'd: Green Veg |
| 1530 | Premium Above Contract: Green Veg |
| 1531 | Acres Harvested as Oth Soy food |
| 1532 | Yield of Oth Soy food |
| 1533 | Price Rec'd/Contract Fee for Oth Soy food |
| 1534 | Type of Contract for Oth Soy food |
| 1535 | Premium Above Price Rec'd: Oth Soy food |
| 1536 | Premium Above Contract: Oth Soy food |
| 1543 | Acres Harvested as Low Fatty Acid |
| 1544 | Yield of Low Fatty Acid |
| 1545 | Price Rec'd/Contract Fee for Low Fatty Acid |
| 1546 | Type of Contract for Low Fatty Acid |
| 1547 | Premium Above Price Rec'd: Low Fatty Acid |
| 1548 | Premium Above Contract: Low Fatty Acid |
| 1549 | Acres Harvested as Low Linolenic Acid |
| 1550 | Yield of Low Linolenic Acid |
| 1551 | Price Rec'd/Contract Fee for Low Linolenic Acid |
| 1552 | Type of Contract for Low Linolenic Acid |
| 1553 | Premium Above Price Rec'd: Low Linolenic Acid |
| 1554 | Premium Above Contract: Low Linolenic Acid |
| 1555 | Acres Harvested as High Oleic |
| 1556 | Yield of High Oleic |
| 1557 | Price Rec'd/Contract Fee for High Oleic |
| 1558 | Type of Contract for High Oleic |
| 1559 | Premium Above Price Rec'd: High Oleic |

| Item Code | Variable Description |
|------------------|---|
| 1560 | Premium Above Contract: High Oleic |
| 1561 | Acres Harvested as Oth Mod Soyoil |
| 1562 | Yield of Oth Mod Soyoil |
| 1563 | Price Rec'd/Contract Fee for Oth Mod Soyoil |
| 1564 | Type of Contract for Oth Mod Soyoil |
| 1565 | Premium Above Price Rec'd: Oth Mod Soyoil |
| 1566 | Premium Above Contract: Oth Mod Soyoil |
| 1567 | % Purity Level for Non Biotech |
| 1568 | Standard Purity Met? |
| 1569 | Tested IP Seed for Purity |
| 1570 | Planted IP Variety Specified by Buyer |
| 1571 | Used Different Planter/Harvester for IP |
| 1572 | Rotated Crops to Keep Purity of IP |
| 1573 | Cleaned Planter/Harvester Before Use on IP |
| 1574 | Planted/Maintained Buffers for IP |
| 1575 | Kept IP Crop Harvested Separate |
| 1576 | Tested the IP Crop Harvested for Purity |
| 1577 | Delivered IP Crop to Handling Location |
| 1578 | Cleaned Hauling/Drying etc Before Use on IP |
| 1579 | Stored IP Corn in Separate Bins |
| 1580 | Kept Detailed Records on IP Crop |
| 1581 | Participated in a Certified IP Program |
| 1582 | Used Internet for Information About IP Crop |
| 1583 | Delivered Harv IP Crop on Specific Date |
| 1584 | Additional Hours of Labor to Preserve IP Crop |
| 1585 | Additional Costs in Seed Fees for IP Crop |
| 1586 | Additional Costs in Oth Items for IP Crop |
| 1587 | Additional Costs for Harvesting IP Crop |
| 1588 | Additional Costs for Storing IP Crop |
| 1589 | Additional Costs for Transporting IP Crop |
| 1590 | Additional Costs for Testing IP Crop |
| 1591 | Additional Costs for Contracting/Cert IP Crop |
| 1592 | Acres Harvested as Clear Hilum |
| 1593 | Yield of Clear Hilum |

| Item Code | Variable Description |
|------------------|--|
| 1594 | Price Rec'd/Contract Fee for Clear Hilum |
| 1595 | Type of Contract for Clear Hilum |
| 1596 | Premium Above Price Rec'd: Clear Hilum |
| 1597 | Premium Above Contract: Clear Hilum |
| 1598 | Acres Harvested as Vinton |
| 1599 | Yield of Vinton |
| 1600 | Price Rec'd/Contract Fee for Vinton |
| 1601 | Type of Contract for Vinton |
| 1602 | Premium Above Price Rec'd: Vinton |
| 1603 | Premium Above Contract: Vinton |
| 1604 | Acres Harvested as Oth Food Grade |
| 1605 | Yield of Oth Food Grade |
| 1606 | Price Rec'd/Contract Fee for Oth Food Grade |
| 1607 | Type of Contract for Oth Food Grade |
| 1608 | Premium Above Price Rec'd: Oth Food Grade |
| 1609 | Premium Above Contract: Oth Food Grade |
| 1610 | Acres Harvested as Non Food Grade |
| 1611 | Yield of Non Food Grade |
| 1612 | Price Rec'd/Contract Fee for Non Food Grade |
| 1613 | Type of Contract for Non Food Grade |
| 1614 | Premium Above Price Rec'd: Non Food Grade |
| 1615 | Premium Above Contract: Non Food Grade |
| 1616 | Acres Harvested as STS |
| 1617 | Yield of STS |
| 1618 | Price Rec'd/Contract Fee for STS |
| 1619 | Type of Contract for STS |
| 1620 | Premium Above Price Rec'd: STS |
| 1621 | Premium Above Contract: STS |
| 1622 | Acres Harvested as Oth Non Biotech |
| 1623 | Yield of Oth Non Biotech |
| 1624 | Price Rec'd/Contract Fee for Oth Non Biotech |
| 1625 | Type of Contract for Oth Non Biotech |
| 1626 | Premium Above Price Rec'd: Oth Non Biotech |
| 1627 | Premium Above Contract: Oth Non Biotech |

| Item Code | Variable Description |
|-----------|---|
| 1629 | # of Pullets on Hand Jan 1 |
| 1630 | # of Pullets on Hand Dec 31 |
| 1631 | Broiler Production Screening |
| 1632 | Peak Number of Broilers |
| 1633 | # of Years Producing Broilers |
| 1634 | Broiler Production Arrangement |
| 1635 | # of Laying Hens on Hand Jan 1 |
| 1636 | # of Laying Hens on Hand Dec 31 |
| 1637 | # of Roosters on Hand Jan 1 |
| 1638 | # of Roosters on Hand Dec 31 |
| 1639 | # of Broilers < 4.25 lbs on Hand Jan 1 |
| 1640 | # of Broilers < 4.25 lbs on Hand Dec 31 |
| 1641 | # of Broilers > 4.26 and <6.25 lbs on Hand Jan 1 |
| 1642 | # of Broilers > 4.26 and <6.25 lbs on Hand Dec 31 |
| 1643 | # of Broilers > 6.26 and <7.75 lbs on Hand Jan 1 |
| 1644 | # of Broilers > 6.26 and <7.75 lbs on Hand Dec 31 |
| 1645 | # of Broilers > 7.76 lbs on Hand Jan 1 |
| 1646 | # of Broilers > 7.76 lbs on Hand Dec 31 |
| 1647 | Chicks Placed on Operation? |
| 1648 | Live Chick Placements |
| 1649 | % of Placement Chicks Died Prior to Removal |
| 1650 | Avg Length of Growout |
| 1651 | Chicks Purchased? |
| 1652 | # of Chicks Purchased |
| 1653 | Total Amount Spent on Chicks Purchased |
| 1654 | % of Purchased Chicks Died Prior to Removal |
| 1655 | Chicks Hatched? |
| 1656 | # of Live Chick Hatchings |
| 1657 | % of Hatched Chicks Died Prior to Removal |
| 1672 | Other Litter Storage Facilities |
| 1673 | Litter Storage Facility Type 1 |
| 1674 | Number of Type 1 Used |
| 1675 | Total Capacity of Type 1 |

| Item Code | Variable Description |
|------------------|---|
| 1676 | Capacity Unit Code Type 1 |
| 1680 | Litter Storage Facility Type 2 |
| 1681 | Number of Type 2 Used |
| 1682 | Total Capacity of Type 2 |
| 1683 | Capacity Unit Code Type 2 |
| 1687 | Litter Storage Facility Type 3 |
| 1688 | Number of Type 3 Used |
| 1689 | Total Capacity of Type 3 |
| 1690 | Capacity Unit Code Type 3 |
| 1694 | Litter Storage Facility Type 4 |
| 1695 | Number of Type 4 Used |
| 1696 | Total Capacity of Type 4 |
| 1697 | Capacity Unit Code Type 4 |
| 1701 | Acres Broiler Litter was Applied To |
| 1702 | Crop Rec'd Largest Share of Broiler Litter |
| 1703 | Acreage that Rec'd Litter |
| 1704 | Yield of Crop that Rec'd Litter |
| 1705 | Unit Code for Yield of Crop that Rec'd Litter |
| 1706 | Litter Testing for Nitrogen |
| 1707 | Litter Testing for Phosphorus |
| 1708 | Commercial Fert Applied to Acres with Litter |
| 1709 | Adjust Commercial Fert App Rates for Nitrogen |
| 1710 | Adjust Commercial Fert App Rates for Phosphorus |
| 1711 | Poultry Litter Stored in Broiler Facilities? |
| 1712 | Fully Clean Out Any Houses? |
| 1713 | Number of Houses Fully Cleaned Out |
| 1714 | Crust out Any Houses? |
| 1715 | Number of Houses Crusted Out |
| 1716 | % Litter Applied to Fields on Operation |
| 1717 | % Litter Removed from Operation |
| 1718 | % of Other Litter |
| 1719 | Litter Removed from Operation |
| 1720 | % Removed Litter Sold |
| 1721 | Total Dollars Rec'd for Litter |

| Item Code | Variable Description |
|------------------|--|
| 1722 | % of Litter Hauled Off Operation for a Fee |
| 1723 | Total Dollars Rec'd for Hauling Litter |
| 1724 | % of Litter Exchanged for Clean out & Hauling |
| 1725 | % of Litter Exchanged for Oth Services |
| 1726 | Litter Additives to Adjust Nutrient Content |
| 1727 | Microbial Phytase to Reduce Phosphorus |
| 1728 | Adjustments in Schedule of Feed Formulations |
| 1729 | Oth Feed Additives or Formula Adjustments |
| 1730 | Nutrient Management Plan Based on Nutrient 1 |
| 1731 | Certified Nutrient Management Plan |
| 1732 | EQIP Payments Rec'd for Poultry Facilities |
| 1733 | EQIP Payments Rec'd for Litter Handling |
| 1734 | EQIP Payments Rec'd for Nutrient Mangemnt Plan |
| 1735 | EQIP Payments Rec'd for Waste Hauling |
| 1736 | EQIP Payments Rec'd for Waste Application |
| 1737 | EQIP Payments Rec'd for Other Purposes |
| 1738 | EQIP Payments Related to Broiler Production |
| 1739 | Nutrient Management Plan Based on Nutrient 2 |
| 1740 | Irrigation Screening |
| 1741 | Irrigated Crop 1 Code |
| 1742 | Crop 1 Irrigated Acres Harvested |
| 1743 | Crop 1 Irrigated Acreage Yield |
| 1744 | Crop 1 Yield Unit Code |
| 1745 | Crop 1 Irrigation System Code |
| 1746 | Crop 1 Water Applied per Acre |
| 1747 | Crop 1 % Using Surface Water |
| 1748 | Crop 1 % Using Purchased Water |
| 1749 | Irrigated Crop 2 Code |
| 1750 | Crop 2 Irrigated Acres Harvested |
| 1751 | Crop 2 Irrigated Acreage Yield |
| 1752 | Crop 2 Yield Unit Code |
| 1753 | Crop 2 Irrigation System Code |
| 1754 | Crop 2 Water Applied per Acre |
| 1755 | Crop 2 % Using Surface Water |

| Item Code | Variable Description |
|------------------|----------------------------------|
| 1756 | Crop 2 % Using Purchased Water |
| 1757 | Irrigated Crop 3 Code |
| 1758 | Crop 3 Irrigated Acres Harvested |
| 1759 | Crop 3 Irrigated Acreage Yield |
| 1760 | Crop 3 Yield Unit Code |
| 1761 | Crop 3 Irrigation System Code |
| 1762 | Crop 3 Water Applied per Acre |
| 1763 | Crop 3 % Using Surface Water |
| 1764 | Crop 3 % Using Purchased Water |
| 1765 | Irrigated Crop 4 Code |
| 1766 | Crop 4 Irrigated Acres Harvested |
| 1767 | Crop 4 Irrigated Acreage Yield |
| 1768 | Crop 4 Yield Unit Code |
| 1769 | Crop 4 Irrigation System Code |
| 1770 | Crop 4 Water Applied per Acre |
| 1771 | Crop 4 % Using Surface Water |
| 1772 | Crop 4 % Using Purchased Water |
| 1773 | Irrigated Crop 5 Code |
| 1774 | Crop 5 Irrigated Acres Harvested |
| 1775 | Crop 5 Irrigated Acreage Yield |
| 1776 | Crop 5 Yield Unit Code |
| 1777 | Crop 5 Irrigation System Code |
| 1778 | Crop 5 Water Applied per Acre |
| 1779 | Crop 5 % Using Surface Water |
| 1780 | Crop 5 % Using Purchased Water |
| 1782 | Alfalfa Irrigated Acres Harv |
| 1783 | Alfalfa Irrigated Average Yield |
| 1784 | Alfalfa Yield Unit Code |
| 1785 | Alfalfa Irrigation System Code |
| 1786 | Alfalfa Water Applied per Acre |
| 1787 | Alfalfa % Using Surface Water |
| 1788 | Alfalfa % Using Purchased Water |
| 1790 | Oth Hay Irrigated Acres Harv |
| 1791 | Oth Hay Irrigated Average Yield |

| Item Code | Variable Description |
|------------------|--|
| 1792 | Oth Hay Yield Unit Code |
| 1793 | Oth Hay Irrigation System Code |
| 1794 | Oth Hay Water Applied per Acre |
| 1795 | Oth Hay % Using Surface Water |
| 1796 | Oth Hay % Using Purchased Water |
| 1798 | Pasture Irrigated Acres Harv |
| 1801 | Pasture Irrigation System Code |
| 1802 | Pasture Water Applied per Acre |
| 1803 | Pasture % Using Surface Water |
| 1804 | Pasture % Using Purchased Water |
| 1805 | # Irrigation Wells Used |
| 1806 | #Wells with Backflow Devices |
| 1807 | Acres Irr Using Wells w/Backflow |
| 1808 | #Wells w/Measurement Devices |
| 1809 | Acres Irr Using Measurement Dev |
| 1810 | Acres Irr for Apply Chemical Ferts |
| 1811 | Acres Irr for Apply Pesticides |
| 1812 | Acres Irr for Remove Salts |
| 1813 | Acres Irr for Dispose of Lvsk Waste |
| 1814 | Acres Irr for Freeze Protection |
| 1815 | Computer Simulation Models Code |
| 1816 | Computer Simulation Models Acres |
| 1817 | Soil moisture Sensing Devices |
| 1818 | Soil moisture Sensing Devices |
| 1819 | Special Furrowing Techniques |
| 1820 | Special Furrowing Techniques |
| 1821 | Improvements to Irrigation Sys |
| 1822 | Acres Irr Using Improvements |
| 1823 | Rec'd Offer to Purchase Water Right |
| 1824 | Purchasers Intended Use Code |
| 1825 | Years Reduced Irrigation |
| 1826 | Month Crop Harvested |
| 1827 | Target Cmdty Stored Not Under CCC Loan |
| 1828 | % Target Cmdty Stored Not Under CCC |

| Item Code | Variable Description |
|------------------|--|
| 1829 | Cost of Custom Drying for Target Cmdty |
| 1830 | Total Cost of Custom Drying for Target |
| 1831 | Amt of Target Cmdty Sold at Harvest |
| 1832 | % of Target Cmdty Sold at Harvest |
| 1833 | Amt of Target Cmdty Sold Before Dec 31 |
| 1834 | % of Target Cmdty Sold Before Dec 31 |
| 1835 | Amt of Target Cmdty Sold After Dec 31 |
| 1836 | % of Target Cmdty Sold After Dec 31 |
| 1840 | Irrigation Section Completion Code |
| 1855 | Amt of Target Cmdty Fed to Lvstk |
| 1856 | % of Target Cmdty Fed to Lvstk |
| 1857 | Amt of Target Cmdty Stored Under CCC |
| 1858 | % of Target Cmdty Stored Under CCC |
| 1859 | Fuel Type Used to Dry Target Cmdty |
| 1864 | Amount Custom Dried |
| 1865 | % Custom Dried |
| 1870 | Amount Dried Other Than Custom |
| 1871 | % Dried Other Than Custom |
| 1876 | Amount Not Dried |
| 1877 | % Not Dried |
| 1894 | Moisture Removed From Target Cmdty |
| 1896 | Non Paid Hours Used to Dry Target Cmdty |
| 1897 | Full Time Paid Hours Used to Dry |
| 1898 | Part-time Paid Hours Used to Dry |
| 1918 | Avg Price Rec'd for Current Target Cmdty |
| 1919 | Current Yr Target Cmdty Marketed? |
| 1920 | Check off Cost |
| 1921 | Amount Hauled to Mkt by Truckers |
| 1922 | Avg Hauling Charge per Unit |
| 1923 | Avg One Way Distance Hauled |
| 1924 | Amount Stored Off Farm |
| 1925 | Monthly Off Farm Storage Fee per Unit |
| 1926 | Hedge to arrive Contract (HTA) |
| 1927 | % Marketed Thru Farmer Owned Coop |

| Item Code | Variable Description |
|------------------|---|
| 1929 | % of Litter Given Away Free of Charge |
| 1930 | Marketing Section Completion Code |
| 1931 | # Sold: < 4.25 lbs |
| 1932 | Amt Rec'd for Sales: < 4.25 lbs |
| 1933 | # Removed Under Contract: <4.25 lbs |
| 1934 | Avg Weight Sold/Removed: <4.25 lbs |
| 1935 | # Sold: > 4.26 and < 6.25 lbs |
| 1936 | Amt Rec'd for Sales: > 4.26 and 6.25 lbs |
| 1937 | # Removed Under Contract: > 4.26 and 6.25 lbs |
| 1938 | Avg Weight Sold/Removed: > 4.26 and 6.25 lbs |
| 1939 | # Sold: > 6.26 and < 7.75 lbs |
| 1940 | Amt Rec'd for Sales: > 6.26 and 7.75 lbs |
| 1941 | # Removed Under Contract: > 6.26 and 7.75 lbs |
| 1942 | Avg Weight Sold/Removed: > 6.26 and 7.75 lbs |
| 1943 | # Sold: > 7.76 lbs |
| 1944 | Amt Rec'd for Sales: > 7.76 lbs |
| 1945 | # Removed Under Contract: > 7.76 lbs |
| 1946 | Avg Weight Sold/Removed: > 7.76 lbs |
| 1947 | Years with Current Contractor |
| 1948 | Raised Broilers for Another Contractor? |
| 1949 | Number of Other Contractors |
| 1950 | Term of Contract |
| 1951 | Was Short Term Contract Ever Long Term? |
| 1952 | Length of Current Contract |
| 1953 | Duration Code |
| 1954 | Broiler Companies at Start |
| 1955 | Broiler Companies Currently Operating |
| 1956 | Contract Performance Payment Incentives? |
| 1957 | Incentive Based on Oth Growers Performance? |
| 1958 | Fixed Target Set by the Contractor |
| 1959 | Performance Incentive: Death Loss |
| 1960 | Performance Incentive: Feed Efficiency |
| 1961 | Performance Incentive: Cost of Production |
| 1962 | Provisions: Adjustments for Market Price |

| Item Code | Variable Description |
|------------------|--|
| 1963 | Provisions: Catastrophic Payment |
| 1964 | Provisions: Seasonal Adj for Energy Prices |
| 1965 | Provisions: Specified Prices for Energy |
| 1966 | Provisions: Facility Financing |
| 1967 | Sell or Transfer Chickens to Outlets |
| 1968 | Produce Fee Range Broilers |
| 1969 | AI Testing Required |
| 1970 | Premium Rec'd for AI Testing |
| 1971 | Consequences of Not Testing for AI |
| 1972 | Salmonella Testing Required |
| 1973 | Premium Rec'd for Salmonella Testing |
| 1974 | Consequences of Not Testing for Salmonella |
| 1975 | Oth Pathogens Testing Required |
| 1976 | Premium Rec'd for Oth Pathogen Testing |
| 1977 | Consequences of Not Testing for Oth Pathogens |
| 1978 | Program or Improvement Plan Required |
| 1979 | Premium Rec'd for Following Program or Plan |
| 1980 | Consequences of Not Following Program or Plan |
| 1981 | Feed Tested for Salmonella Required |
| 1982 | Premium Rec'd for Feed Salmonella Testing |
| 1983 | Consequences of Not Testing Feed for Salmonella |
| 1984 | Animal Welfare Requirements Followed |
| 1985 | Premium Rec'd for Following Animal Welfare Req |
| 1986 | Consequences of Not Following Animal Welfare Req |
| 1987 | All in/All out Required |
| 1988 | Premium Rec'd for Flocks All in/ All out |
| 1989 | Consequences of Flocks Not All in/All out |
| 1990 | Sanitizing After Each Flock Required |
| 1991 | Premium Rec'd for Sanitizing After Each Flock |
| 1992 | Consequences of Not Sanitizing After Each Flock |
| 1993 | No Antibiotics Required |

| Item Code | Variable Description |
|------------------|---|
| 1994 | Premium Rec'd for Not Using Antibiotics |
| 1995 | Consequences of Using Antibiotics |
| 1996 | Vegetable Feed Sources Required |
| 1997 | Premium Rec'd for Feeding Vegetable Sources |
| 1998 | Consequences of Not Feeding Vegetable Sources |
| 1999 | Certified Organic Broiler Operation |
| 2000 | Data Keyed by NPC Indicator |
| 2001 | Operator Sect Completion Code |
| 2002 | Household Sect Completion Code |
| 2003 | Broiler Screening Sect Completion Code |
| 2004 | Chicks Sect Completion Code |
| 2005 | Sales and Contract Removal Sect Completion Code |
| 2006 | Broiler Feed Sect Completion Code |
| 2007 | Broiler Housing Sect Completion Code |
| 2008 | Poultry Litter Sect Completion Code |
| 2009 | Office Use POID of Contractor |
| 2010 | Office Use FIPS of Contractor |
| 2021 | House 1: Length |
| 2022 | House 2: Length |
| 2023 | House 3: Length |
| 2024 | House 4: Length |
| 2025 | House 5: Length |
| 2026 | House 6: Length |
| 2027 | House 1: Width |
| 2028 | House 2: Width |
| 2029 | House 3: Width |
| 2030 | House 4: Width |
| 2031 | House 5: Width |
| 2032 | House 6: Width |
| 2033 | House 1: Year Built |
| 2034 | House 2: Year Built |
| 2035 | House 3: Year Built |
| 2036 | House 4: Year Built |

| Item Code | Variable Description |
|-----------|---------------------------------|
| 2037 | House 5: Year Built |
| 2038 | House 6: Year Built |
| 2039 | House 1: Rented |
| 2040 | House 2: Rented |
| 2041 | House 3: Rented |
| 2042 | House 4: Rented |
| 2043 | House 5: Rented |
| 2044 | House 6: Rented |
| 2045 | House 1: Owned by Contractor |
| 2046 | House 2: Owned by Contractor |
| 2047 | House 3: Owned by Contractor |
| 2048 | House 4: Owned by Contractor |
| 2049 | House 5: Owned by Contractor |
| 2050 | House 6: Owned by Contractor |
| 2051 | House 1: Side Curtains |
| 2052 | House 2: Side Curtains |
| 2053 | House 3: Side Curtains |
| 2054 | House 4: Side Curtains |
| 2055 | House 5: Side Curtains |
| 2056 | House 6: Side Curtains |
| 2057 | House 1: Solid Walls |
| 2058 | House 2: Solid Walls |
| 2059 | House 3: Solid Walls |
| 2060 | House 4: Solid Walls |
| 2061 | House 5: Solid Walls |
| 2062 | House 6: Solid Walls |
| 2063 | House 1: All Metal Construction |
| 2064 | House 2: All Metal Construction |
| 2065 | House 3: All Metal Construction |
| 2066 | House 4: All Metal Construction |
| 2067 | House 5: All Metal Construction |
| 2068 | House 6: All Metal Construction |
| 2069 | House 1: Evaporative Cooling |
| 2070 | House 2: Evaporative Cooling |

| Item Code | Variable Description |
|------------------|---|
| 2071 | House 3: Evaporative Cooling |
| 2072 | House 4: Evaporative Cooling |
| 2073 | House 5: Evaporative Cooling |
| 2074 | House 6: Evaporative Cooling |
| 2075 | House 1: Tunnel Ventilation |
| 2076 | House 2: Tunnel Ventilation |
| 2077 | House 3: Tunnel Ventilation |
| 2078 | House 4: Tunnel Ventilation |
| 2079 | House 5: Tunnel Ventilation |
| 2080 | House 6: Tunnel Ventilation |
| 2081 | Housing Improvements During Prior Years |
| 2082 | Value Code: Amt Spent on Housing Improvements |
| 2083 | Method of Depositing of Dead Birds |
| 2100 | Feed Purchase Screening |
| 2101 | Purchased Feed Type 1 |
| 2102 | Amount of Purchased Type 1 Fed |
| 2103 | Unit Code for Purchased Feed Type 1 |
| 2104 | % of Feed Type 1 Purchased by Operation |
| 2105 | % of Feed Type 1 Purchased by Contractor |
| 2107 | Type of Storage Facility for Feed Type 1 |
| 2108 | Purchased Feed Type 2 |
| 2109 | Amount of Purchased Type 2 Fed |
| 2110 | Unit Code for Purchased Feed Type 2 |
| 2111 | % of Feed Type 2 Purchased by Operation |
| 2112 | % of Feed Type 2 Purchased by Contractor |
| 2114 | Type of Storage Facility for Feed Type 2 |
| 2115 | Purchased Feed Type 3 |
| 2116 | Amount of Purchased Type 3 Fed |
| 2117 | Unit Code for Purchased Feed Type 3 |
| 2118 | % of Feed Type 3 Purchased by Operation |
| 2119 | % of Feed Type 3 Purchased by Contractor |
| 2121 | Type of Storage Facility for Feed Type 3 |
| 2122 | Purchased Feed Type 4 |
| 2123 | Amount of Purchased Type 4 Fed |

| Item Code | Variable Description |
|------------------|--|
| 2124 | Unit Code for Purchased Feed Type 4 |
| 2125 | % of Feed Type 4 Purchased by Operation |
| 2126 | % of Feed Type 4 Purchased by Contractor |
| 2128 | Type of Storage Facility for Feed Type 4 |
| 2129 | Purchased Feed Type 5 |
| 2130 | Amount of Purchased Type 5 Fed |
| 2131 | Unit Code for Purchased Feed Type 5 |
| 2132 | % of Feed Type 5 Purchased by Operation |
| 2133 | % of Feed Type 5 Purchased by Contractor |
| 2135 | Type of Storage Facility for Feed Type 5 |
| 2136 | Purchased Feed Type 6 |
| 2137 | Amount of Purchased Type 6 Fed |
| 2138 | Unit Code for Purchased Feed Type 6 |
| 2139 | % of Feed Type 6 Purchased by Operation |
| 2140 | % of Feed Type 6 Purchased by Contractor |
| 2142 | Type of Storage Facility for Feed Type 6 |
| 2143 | Purchased Feed Type 7 |
| 2144 | Amount of Purchased Type 7 Fed |
| 2145 | Unit Code for Purchased Feed Type 7 |
| 2146 | % of Feed Type 7 Purchased by Operation |
| 2147 | % of Feed Type 7 Purchased by Contractor |
| 2149 | Type of Storage Facility for Feed Type 7 |
| 2150 | Purchased Feed Type 8 |
| 2151 | Amount of Purchased Type 8 Fed |
| 2152 | Unit Code for Purchased Feed Type 8 |
| 2153 | % of Feed Type 8 Purchased by Operation |
| 2154 | % of Feed Type 8 Purchased by Contractor |
| 2156 | Type of Storage Facility for Feed Type 8 |
| 2157 | Purchased Feed Type 9 |
| 2158 | Amount of Purchased Type 9 Fed |
| 2159 | Unit Code for Purchased Feed Type 9 |
| 2160 | % of Feed Type 9 Purchased by Operation |
| 2161 | % of Feed Type 9 Purchased by Contractor |
| 2163 | Type of Storage Facility for Feed Type 9 |

| Item Code | Variable Description |
|------------------|---|
| 2164 | Homegrown Feed Type 1 |
| 2165 | Amount of Homegrown Type 1 |
| 2166 | Unit Code for Homegrown Feed Type 1 |
| 2167 | Type of Storage for Homegrown Feed Type 1 |
| 2168 | Homegrown Feed Type |
| 2169 | Amount of Homegrown Type 2 |
| 2170 | Unit Code for Homegrown Feed Type 2 |
| 2171 | Type of Storage for Homegrown Feed Type 2 |
| 2172 | Homegrown Feed Type 3 |
| 2173 | Amount of Homegrown Type 3 |
| 2174 | Unit Code for Homegrown Feed Type 3 |
| 2175 | Type of Storage for Homegrown Feed Type 3 |
| 2176 | Homegrown Feed Type 4 |
| 2177 | Amount of Homegrown Type 4 |
| 2178 | Unit Code for Homegrown Feed Type 4 |
| 2179 | Type of Storage for Homegrown Feed Type 4 |
| 2180 | Homegrown Feed Type 5 |
| 2181 | Amount of Homegrown Type 5 |
| 2182 | Unit Code for Homegrown Feed Type 5 |
| 2183 | Type of Storage for Homegrown Feed Type 5 |
| 2184 | Homegrown Feed Type 6 |
| 2185 | Amount of Homegrown Type 6 |
| 2186 | Unit Code for Homegrown Feed Type 6 |
| 2187 | Type of Storage for Homegrown Feed Type 6 |
| 2188 | Homegrown Feed Type 7 |
| 2189 | Amount of Homegrown Type 7 |
| 2190 | Unit Code for Homegrown Feed Type 7 |
| 2191 | Type of Storage for Homegrown Feed Type 7 |
| 2192 | Homegrown Feed Type 8 |
| 2193 | Amount of Homegrown Type 8 |
| 2194 | Unit Code for Homegrown Feed Type 8 |
| 2195 | Type of Storage for Homegrown Feed Type 8 |
| 2196 | Homegrown Feed Type 9 |
| 2197 | Amount of Homegrown Type 9 |

| Item Code | Variable Description |
|------------------|---|
| 2198 | Unit Code for Homegrown Feed Type 9 |
| 2199 | Type of Storage for Homegrown Feed Type 9 |
| 2200 | Harvested Homegrown Feed Screening |
| 2201 | House 7: Length |
| 2202 | House 8: Length |
| 2203 | House 9: Length |
| 2204 | House 10: Length |
| 2205 | House 11: Length |
| 2206 | House 12: Length |
| 2207 | House 7: Width |
| 2208 | House 8: Width |
| 2209 | House 9: Width |
| 2210 | House 10: Width |
| 2211 | House 11: Width |
| 2212 | House 12: Width |
| 2213 | House 7: Year Built |
| 2214 | House 8: Year Built |
| 2215 | House 9: Year Built |
| 2216 | House 10: Year Built |
| 2217 | House 11: Year Built |
| 2218 | House 12: Year Built |
| 2219 | House 7: Rented |
| 2220 | House 8: Rented |
| 2221 | House 9: Rented |
| 2222 | House 10: Rented |
| 2223 | House 11: Rented |
| 2224 | House 12: Rented |
| 2225 | House 7: Owned by Contractor |
| 2226 | House 8: Owned by Contractor |
| 2227 | House 9: Owned by Contractor |
| 2228 | House 10: Owned by Contractor |
| 2229 | House 11: Owned by Contractor |
| 2230 | House 12: Owned by Contractor |
| 2231 | House 7: Side Curtains |

| Item Code | Variable Description |
|------------------|----------------------------------|
| 2232 | House 8: Side Curtains |
| 2233 | House 9: Side Curtains |
| 2234 | House 10: Side Curtains |
| 2235 | House 11: Side Curtains |
| 2236 | House 12: Side Curtains |
| 2237 | House 7: Solid Walls |
| 2238 | House 8: Solid Walls |
| 2239 | House 9: Solid Walls |
| 2240 | House 10: Solid Walls |
| 2241 | House 11: Solid Walls |
| 2242 | House 12: Solid Walls |
| 2243 | House 7: All Metal Construction |
| 2244 | House 8: All Metal Construction |
| 2245 | House 9: All Metal Construction |
| 2246 | House 10: All Metal Construction |
| 2247 | House 11: All Metal Construction |
| 2248 | House 12: All Metal Construction |
| 2249 | House 7: Evaporative Cooling |
| 2250 | House 8: Evaporative Cooling |
| 2251 | House 9: Evaporative Cooling |
| 2252 | House 10: Evaporative Cooling |
| 2253 | House 11: Evaporative Cooling |
| 2254 | House 12: Evaporative Cooling |
| 2255 | House 7: Tunnel Ventilation |
| 2256 | House 8: Tunnel Ventilation |
| 2257 | House 9: Tunnel Ventilation |
| 2258 | House 10: Tunnel Ventilation |
| 2259 | House 11: Tunnel Ventilation |
| 2260 | House 12: Tunnel Ventilation |
| 2261 | House 13: Length |
| 2262 | House 14: Length |
| 2263 | House 15: Length |
| 2264 | House 16: Length |
| 2265 | House 17: Length |

| Item Code | Variable Description |
|------------------|-------------------------------|
| 2266 | House 18: Length |
| 2267 | House 13: Width |
| 2268 | House 14: Width |
| 2269 | House 15: Width |
| 2270 | House 16: Width |
| 2271 | House 17: Width |
| 2272 | House 18: Width |
| 2273 | House 13: Year Built |
| 2274 | House 14: Year Built |
| 2275 | House 15: Year Built |
| 2276 | House 16: Year Built |
| 2277 | House 17: Year Built |
| 2278 | House 18: Year Built |
| 2279 | House 13: Rented |
| 2280 | House 14: Rented |
| 2281 | House 15: Rented |
| 2282 | House 16: Rented |
| 2283 | House 17: Rented |
| 2284 | House 18: Rented |
| 2285 | House 13: Owned by Contractor |
| 2286 | House 14: Owned by Contractor |
| 2287 | House 15: Owned by Contractor |
| 2288 | House 16: Owned by Contractor |
| 2289 | House 17: Owned by Contractor |
| 2290 | House 18: Owned by Contractor |
| 2291 | House 13: Side Curtains |
| 2292 | House 14: Side Curtains |
| 2293 | House 15: Side Curtains |
| 2294 | House 16: Side Curtains |
| 2295 | House 17: Side Curtains |
| 2296 | House 18: Side Curtains |
| 2297 | House 13: Solid Walls |
| 2298 | House 14: Solid Walls |
| 2299 | House 15: Solid Walls |

| Item Code | Variable Description |
|------------------|----------------------------------|
| 2300 | House 16: Solid Walls |
| 2301 | House 17: Solid Walls |
| 2302 | House 18: Solid Walls |
| 2303 | House 13: All Metal Construction |
| 2304 | House 14: All Metal Construction |
| 2305 | House 15: All Metal Construction |
| 2306 | House 16: All Metal Construction |
| 2307 | House 17: All Metal Construction |
| 2308 | House 18: All Metal Construction |
| 2309 | House 13: Evaporative Cooling |
| 2310 | House 14: Evaporative Cooling |
| 2311 | House 15: Evaporative Cooling |
| 2312 | House 16: Evaporative Cooling |
| 2313 | House 17: Evaporative Cooling |
| 2314 | House 18: Evaporative Cooling |
| 2315 | House 13: Tunnel Ventilation |
| 2316 | House 14: Tunnel Ventilation |
| 2317 | House 15: Tunnel Ventilation |
| 2318 | House 16: Tunnel Ventilation |
| 2319 | House 17: Tunnel Ventilation |
| 2320 | House 18: Tunnel Ventilation |
| 9901 | Response Code |
| 9902 | Respondent Code |
| 9903 | Mode Code |
| 9910 | Enumeration Date |

APPENDIX D: 2007 ARMS III Variable Descriptions by Item Code 2007 ARMS III

| Item Code | Variable Description |
|-----------|--|
| 2 | Supplement Count |
| 3 | Name Change Indicator |
| 4 | Beginning Military Time |
| 5 | Military Ending Time |
| 6 | Screening Box |
| 9 | Optional Office Use |
| 20 | Acres Owned |
| 21 | Acres Cash Rented Fixed |
| 22 | Acres Cash Rented Flexible |
| 23 | Acres Share Rented |
| 24 | Acres Rented for Free |
| 25 | Acres Rented to Others |
| 26 | Total Acres Operated |
| 27 | Acres Grazed on AUM Basis |
| 28 | CRP or WRP Enrolled Acres |
| 39 | Acres Covered Federal Insurance |
| 41 | Acres Organically Produced Crops |
| 42 | Total Cash Rent Received |
| 43 | Dollars Received for Shared Rented Acreage |
| 44 | Cash Rent Paid for Land and Bldgs |
| 45 | Fees Paid for Grazing on Public Land |
| 46 | Fees Paid for Grazing on Private Land |
| 47 | Farm Type Code |
| 48 | Acreage for Govt Farm Programs |
| 50 | Gross Receipts - Lvstk Contracts |
| 51 | Contract Lvstk-Value EOY |
| 52 | Contract Lvstk - Production Costs |
| 57 | Acres for Recreational Use by Public |
| 58 | Part of Land in the Conservation Reserve Program |

| Item Code | Variable Description |
|------------------|--|
| 59 | Property Tax Advantage for Public Access |
| 96 | Records Use Code |
| 97 | Records Type Code |
| 98 | Enumerator ID |
| 99 | Receive Results of the Survey |
| 100 | Enumerator Evaluation Code |
| 105 | Corn for Grain Acres Harvested |
| 106 | Corn for Grain Total Production |
| 107 | Corn for Grain Prod Used on Oper |
| 108 | Landlord Share of Corn Prod |
| 109 | Corn for Silage Acres Harvested |
| 110 | Corn for Silage Total Production |
| 111 | Corn/Silage Prod Used on Oper |
| 112 | Landlord Share of Corn/Sil Prod |
| 121 | Specified Vegetable Crop 1 Harvested Acres |
| 122 | Potatoes Total Production |
| 124 | Potatoes Landlord Share of Prod |
| 137 | Soybean Acres Harvested |
| 138 | Soybean Total Production |
| 139 | Soybean Prod Used on the Oper |
| 140 | Landlord Share of Soybean Prod |
| 141 | Burley Tobacco Harvested Acres |
| 142 | Burley Tobacco Total Production |
| 144 | Landlord Share of Burley Tobacco Prod |
| 149 | Oats Acres Harvested |
| 150 | Oats Total Production |
| 151 | Oats Prod Used on the Oper |
| 152 | Landlord Share of Oats Prod |
| 153 | Winter Wheat Acres Harvested |
| 154 | Winter Wheat Total Production |
| 155 | Winter Wheat Prod Used on the Oper |

| Item Code | Variable Description |
|------------------|--|
| 156 | Landlord Share of Wheat Prod |
| 157 | Alfalfa Acres Harvested |
| 158 | Alfalfa Total Production |
| 159 | Alfalfa Production Used on Oper |
| 160 | Landlord Share of Alfalfa Prod |
| 161 | Grass Silage/Haylage/Greenchop from Alfalfa Used on Op |
| 162 | Grass Silage/Haylage/Greenchop from Alfalfa LL Share |
| 163 | Small Grain Hay Used on Operation |
| 164 | Small Grain Hay LL Share |
| 165 | Other Tame Hay Used on Operation |
| 166 | Other Tame Hay LL Share |
| 167 | Wild Hay Used on Operation |
| 168 | Wild Hay LL Share |
| 169 | Grass Silage/Haylage/Grnchop Not from Alfalfa Used on Op |
| 170 | Grass Silage/Haylage/Grnchop Not from Alfalfa LL Share |
| 171 | Woodland Crops LL Share of Market Value |
| 172 | Vegetable and Melon LL Share of Market Value |
| 173 | Fruit and Nut LL Share of Market Value |
| 174 | Berries LL Share of Market Value |
| 175 | Sheep and Lambs LL Share of Market Value |
| 176 | Poultry and Eggs LL Share of Market Value |
| 177 | Hogs and Pigs LL Share of Market Value |
| 178 | Aquaculture LL Share of Market Value |
| 179 | Other Animals and Products LL Share of Market Value |
| 180 | Fruit and Nut Acres Harvested |
| 182 | Specified Vegetable Crop 2 Harvested Acres |
| 183 | Nursery/Greenhouse LL Share of Market Value |
| 184 | Bees and Honey LL Share of Market Value |
| 185 | Landlords Share Milk Production |

| Item Code | Variable Description |
|------------------|--|
| 186 | Equine LL Share of Market Value |
| 187 | Maple Syrup LL Share of Market Value |
| 201 | Layers-table egg types Owned on Dec 31 |
| 202 | Layers-hatching for meat types Owned on Dec 31 |
| 203 | Layers-hatching for table eggs Owned on Dec 31 |
| 204 | Pullets Owned on Dec 31 |
| 205 | Turkeys for Slaughter Owned on Dec 31 |
| 206 | Turkeys Hens for Breeding Owned on Dec 31 |
| 207 | Ducks Owned on Dec 31 |
| 208 | Emus Owned on Dec 31 |
| 209 | Geese Owned on Dec 31 |
| 210 | Ostriches Owned on Dec 31 |
| 211 | Pheasants Owned on Dec 31 |
| 212 | Pigeons or Squab Owned on Dec 31 |
| 213 | Quails Owned on Dec 31 |
| 214 | Breeding Hogs and Pigs Owned on Dec 31 |
| 215 | Other Hogs and Pigs Owned on Dec 31 |
| 217 | Horses and Ponies Not Owned |
| 219 | Horses and Ponies Not Owned Sold |
| 220 | Mules/Burros/Donkeys Owned |
| 221 | Milk Goats Owned |
| 222 | Angora Goats Owned |
| 223 | Meat and Other Goats Owned |
| 224 | Alpacas Owned |
| 225 | Llama Owned |
| 226 | Bison Owned |
| 227 | Deer Owned |
| 228 | Elk Owned |
| 229 | Rabbits or Their Pelts Owned |
| 230 | Mink or Their Pelts Owned |

| Item Code | Variable Description |
|------------------|---|
| 231 | Other Livestock Owned |
| 257 | Milk Cows Sold/Removed 2007 |
| 258 | Milk Cows Inventory Dec 31 |
| 259 | Milk Cows Owned on Dec 31 |
| 260 | Cattle/Calves Sold/Removed 2007 |
| 261 | Cattle/Calves Inventory Dec 31 |
| 262 | Hogs/Pigs Sold/Removed 2007 |
| 263 | Hogs/Pigs Inventory Dec 31 |
| 264 | Broilers Sold/Removed 2007 |
| 265 | Broilers Inventory Dec 31 |
| 266 | Chicken Eggs Sold/Removed 2007 |
| 270 | Milk Sold/Removed Dec 31 |
| 271 | Any Colonies of Bees Used to Pollinate? - Y/N |
| 272 | Oth Lvstk/Pltry Sold/Removed 2007 |
| 273 | Oth Lvstk/Pltry Inventory Dec 31 |
| 276 | Landlords Share Livestock Production |
| 277 | Contract Livestock Code A |
| 278 | Livestock A on Hand Jan 1 |
| 279 | Livestock A/Placed During Year |
| 280 | Prod Costs Paid for Livestock A |
| 281 | Livestock A Sold/Removed |
| 282 | Unsold Livestock A on Dec 31 |
| 283 | Contract Livestock Code B |
| 284 | Livestock B on Hand Jan 1 |
| 285 | Livestock B/Placed During Year |
| 286 | Prod Costs Paid for Livestock B |
| 287 | Livestock A Sold/Removed |
| 288 | Unsold Livestock B on Dec 31 |
| 289 | Contract Livestock Code C |
| 290 | Livestock C on Hand Jan 1 |
| 291 | Livestock C/Placed During Year |

| Item Code | Variable Description |
|-----------|---|
| 292 | Prod Costs Paid for Livestock C |
| 293 | Livestock C Sold/Removed |
| 294 | Unsold Livestock C on Dec 31 |
| 295 | Cattle/Calves Owned Dec 31 |
| 296 | Hogs/Pigs Owned Dec 31 |
| 297 | Broilers Owned Dec 31 |
| 298 | Any Other Operations Grow Livestock for this Operation? |
| 299 | Oth Lvstk/Pltry Owned Dec 31 |
| 300 | Any Marketing Contracts? |
| 301 | MC Commodity A Code |
| 304 | MC-A: Quantity Marketed |
| 305 | MC-A: Unit Code |
| 306 | MC-A: Final Unit Price Rec'd |
| 307 | MC-A: Total Received |
| 308 | MC-A: Marketing Expenses |
| 316 | MC Commodity B Code |
| 319 | MC-B: Quantity Marketed |
| 320 | MC-B: Unit Code |
| 321 | MC-B: Final Unit Price Rec'd |
| 322 | MC-B: Total Received |
| 323 | MC-B: Marketing Expenses |
| 331 | MC Commodity C Code |
| 334 | MC-C: Quantity Marketed |
| 335 | MC-C: Unit Code |
| 336 | MC-C: Final Unit Price Rec'd |
| 337 | MC-C: Total Received |
| 338 | MC-C: Marketing Expenses |
| 346 | MC Commodity D Code |
| 349 | MC-D: Quantity Marketed |
| 350 | MC-D: Unit Code |
| 351 | MC-D: Final Unit Price Rec'd |

| Item Code | Variable Description |
|------------------|---|
| 352 | MC-D: Total Received |
| 353 | MC-D: Marketing Expenses |
| 361 | MC Commodity E Code |
| 364 | MC-E: Quantity Marketed |
| 365 | MC-E: Unit Code |
| 366 | MC-E: Final Unit Price Rec'd |
| 367 | MC-E: Total Received |
| 368 | MC-E: Marketing Expenses |
| 390 | Oper's Custom Work Expense for Thinning/Pruning |
| 391 | LLs Custom Work Expense for Thinning/Pruning |
| 392 | Conts Custom Work Expense for Thinning/Pruning |
| 393 | Oper's Custom Work Expense for Harvest |
| 394 | LLs Custom Work Expense for Harvest |
| 395 | Conts Custom Work Expense for Harvest |
| 396 | Operator's Dwelling Location |
| 400 | Any Production Contracts? |
| 401 | PC Commodity A Code |
| 403 | All Poultry and Eggs Cash Sales |
| 404 | PC-A: Quantity Marketed |
| 405 | PC-A: Unit Code |
| 406 | PC-A: Final Unit Price Rec'd |
| 407 | PC-A: Total Received |
| 408 | PC-A: Marketing Expenses |
| 416 | PC Commodity B Code |
| 419 | PC-B: Quantity Marketed |
| 420 | PC-B: Unit Code |
| 421 | PC-B: Final Unit Price Rec'd |
| 422 | PC-B: Total Received |
| 423 | PC-B: Marketing Expenses |
| 431 | PC Commodity C Code |

| Item Code | Variable Description |
|------------------|--|
| 432 | Income: U Pick/Farmers Market |
| 433 | Value of Apple Trees |
| 434 | PC-C: Quantity Marketed |
| 435 | PC-C: Unit Code |
| 436 | PC-C: Final Unit Price Rec'd |
| 437 | PC-C: Total Received |
| 438 | PC-C: Marketing Expenses |
| 446 | PC Commodity D Code |
| 449 | PC-D: Quantity Marketed |
| 450 | PC-D: Unit Code |
| 451 | PC-D: Final Unit Price Rec'd |
| 452 | PC-D: Total Received |
| 453 | PC-D: Marketing Expenses |
| 461 | PC Commodity E Code |
| 462 | LL Receive Gov't Payment on Rented Acres |
| 464 | PC-E: Quantity Marketed |
| 465 | PC-E: Unit Code |
| 466 | PC-E: Final Unit Price Rec'd |
| 467 | PC-E: Total Received |
| 468 | PC-E: Marketing Expenses |
| 473 | Livestock Code for Chicken Egg Type |
| 474 | Livestock Code for Turkey Type |
| 475 | Livestock Code for Hog Type |
| 476 | Tobacco Buyout Payments |
| 477 | Loan Deficiency Payments Rec'd |
| 478 | FWP Payments |
| 479 | CREP Payments |
| 480 | Jan to Mar Op Farm Hours Without Pay |
| 481 | Apr to Jun Op Farm Hours Without Pay |
| 482 | Jul to Sep Op Farm Hours Without Pay |
| 483 | Oct to Dec Op Farm Hours Without Pay |

| Item Code | Variable Description |
|------------------|--|
| 484 | Jan to Mar Op Farm Hours With Pay |
| 485 | Apr to Jun Op Farm Hours With Pay |
| 486 | Jul to Sep Op Farm Hours With Pay |
| 487 | Oct to Dec Op Farm Hours With Pay |
| 488 | Jan to Mar Op Non Farm Hours With Pay |
| 489 | Apr to Jun Op Non Farm Hours With Pay |
| 490 | Jul to Sep Op Non Farm Hours With Pay |
| 491 | Oct to Dec Op Nonfarm Hours With Pay |
| 492 | Jan to Mar Op Other Time Spent |
| 493 | Apr to Jun Op Other Time Spent |
| 494 | Jul to Sep Op Other Time Spent |
| 495 | Oct to Dec Op Other Time Spent |
| 496 | All Poultry and Eggs Marketing Expenses |
| 497 | Combined CRP/CREP/WRP Payments |
| 498 | EQIP and CSP Payments |
| 499 | Other Federal Agricultural Program Payments |
| 500 | Livestock Sales Subtotal - NUPC |
| 502 | Other Grains & Oilseeds Cash Sales |
| 504 | Vegetable/Melons/Potatoes Sales - NUPC |
| 505 | Fruit and Berry Sales - NUPC |
| 507 | Other Crops and Hay Sales - NUPC |
| 508 | Hog and Pigs Cash Sales |
| 509 | Hog Breeding Stock Cash Sales |
| 510 | Milk & Dairy Products Cash Sales |
| 511 | Cattle & Calves Cash Sales |
| 512 | Cattle Breeding Stock Cash Sales |
| 513 | Broilers Cash Sales |
| 514 | Eggs Cash Sales |
| 515 | Turkeys Cash Sales |
| 516 | Other Poultry Cash Sales |
| 517 | Livestock Marketing Expenses Subtotal - NUPC |

| Item Code | Variable Description |
|------------------|--|
| 518 | Value Placed Under CCC Loan |
| 519 | Amt Repay CCC Loans Curr Yr |
| 520 | Percent of Total for Direct Payments |
| 521 | Corn for Grain/Seed/Silage Mrking Expenses - NUPC |
| 522 | Percent of Total for Counter Cyclical Payments |
| 523 | Wheat Marketing Expenses - NUPC |
| 524 | Soybean Marketing Expenses - NUPC |
| 525 | Direct & Counter Cyclical Payments Received |
| 526 | Sorghum for Grain/Seed/Silage Mrking Expenses - NUPC |
| 527 | Barley Marketing Expenses - NUPC |
| 528 | Rice Marketing Expenses - NUPC |
| 529 | Oat Marketing Expenses - NUPC |
| 530 | Sales of Goods Produced |
| 531 | Marketing Loan Gains Rec'd |
| 532 | Other Grain and Oilseeds Marketing Expenses - NUPC |
| 533 | Hogs Breeding Stock Gain/Loss on Sales |
| 534 | Tobacco Marketing Expenses - NUPC |
| 535 | Breeding Cattle Gain/Loss on Sales |
| 536 | Milk Income Loss Payments |
| 537 | Agriculture Disaster Payments |
| 538 | CRP Payments |
| 539 | WRP Payments |
| 540 | EQIP Payments |
| 541 | Other Federal Agr Prog Payments |
| 542 | Other State/Local Agr Prog Rec'd |
| 543 | Landlord Rec'd in Govt Payments |
| 544 | Cotton and Cottonseed Marketing Expenses - NUPC |
| 545 | Vegetable/Melons/Potatoes Marketing Expenses - NUPC |
| 546 | Income: Custom Work for Others |

| Item Code | Variable Description |
|-----------|---|
| 547 | Income: Grazing of Livestock |
| 548 | Fruit and Berry Marketing Expenses - NUPC |
| 549 | Income: Sales of Forest Product |
| 550 | Income: Sales of Farm Machinery |
| 551 | Income: Other Indemnity Payments |
| 552 | Income: Federal Crop Insurance |
| 553 | Nursery and Greenhouse Marketing Expenses - NUPC |
| 554 | Income: Coop Dividends/Refunds |
| 555 | Cut Christmas Trees/Woody Crops Marketing Expenses - NUPC |
| 556 | Income: All Other Farm Related |
| 557 | Other Crops and Hay Marketing Expenses - NUPC |
| 558 | Income: Farm Real Estate Proceeds |
| 559 | Gain/Loss of Farm Real Estate |
| 560 | Hog and Pigs Marketing Expenses |
| 561 | Hog Breeding Stock Marketing Expenses |
| 562 | Milk & Dairy Products Marketing Expenses |
| 563 | Receive Any Federal or State Government Payments? - Y/N |
| 564 | Cattle & Calves Marketing Expenses |
| 565 | Net Value of Commodity Certificates |
| 566 | Conservation Security Payments |
| 567 | Sales of Development Rights |
| 568 | Cattle Breeding Stock Marketing Expenses |
| 569 | Sheep and Goats Marketing Expenses - NUPC |
| 570 | Horses/Ponies/Mules Marketing Expenses - NUPC |
| 571 | Broilers Marketing Expenses |
| 572 | Eggs Marketing Expenses |
| 573 | Turkeys Marketing Expenses |
| 574 | Opers Wage Exp for Oth Household |
| 575 | LLs Wage Exp for Oth Household |

| Item Code | Variable Description |
|------------------|--|
| 576 | Conts Wage Exp for Oth Household |
| 577 | Other Poultry Marketing Expenses |
| 578 | Aquaculture Marketing Expenses - NUPC |
| 579 | Oth Animals/Products Marketing Expenses - NUPC |
| 580 | Jan-Mar Sp Farm Hours Without Pay |
| 581 | Apr-Jun Sp Farm Hours Without Pay |
| 582 | Jul-Sep Sp Farm Hours Without Pay |
| 583 | Oct-Dec Sp Farm Hours Without Pay |
| 584 | Jan-Mar Sp Farm Hours With Pay |
| 585 | Apr-Jun Sp Farm Hours With Pay |
| 586 | Jul-Sep Sp Farm Hours With Pay |
| 587 | Oct-Dec Sp Farm Hours With Pay |
| 588 | Jan-Mar Sp Non Farm Hours With Pay |
| 589 | Apr-Jun Sp Non Farm Hours With Pay |
| 590 | Jul-Sep Sp Non Farm Hours With Pay |
| 591 | Oct-Dec Sp Non Farm Hours With Pay |
| 592 | Jan-Mar Sp Other Time Spent |
| 593 | Apr-Jun Sp Other Time Spent |
| 594 | Jul-Sep Sp Other Time Spent |
| 595 | Oct-Dec Sp Other Time Spent |
| 596 | Crops/Grain/Fruit/Vegetables Subtotal - NUPC |
| 597 | Crops/Grain/Fruit/Veg Marketing Expenses Subtotal - NUPC |
| 598 | Total Marketing Expenses - NUPC |
| 599 | Amount Paid for Family Health Insurance |
| 600 | Opers Seed Expense |
| 601 | LLs Seed Expense |
| 602 | Conts Seed Expense |
| 603 | Opers Seed Exp for Target Cmdty |
| 604 | LLs Seed Exp for Target Cmdty |
| 605 | Conts Seed Exp for Target Cmdty |

| Item Code | Variable Description |
|------------------|--|
| 606 | Operes Fert Expense |
| 607 | LLs Fert Expense |
| 608 | Conts Fert Expense |
| 609 | Operes Fert Exp for Target Cmdty |
| 610 | LLs Fert Exp for Target Cmdty |
| 611 | Conts Fert Exp for Target Cmdty |
| 612 | Operes Chem Expense |
| 613 | LLs Chem Expense |
| 614 | Conts Chem Expense |
| 615 | Operes Chem Exp for Target Cmdty |
| 616 | LLs Chem Exp for Target Cmdty |
| 617 | Conts Chem Exp for Target Cmdty |
| 618 | Operes Chem Exp for Custom Appl |
| 619 | LLs Chem Exp for Custom Appl |
| 620 | Conts Chem Exp for Custom Appl |
| 621 | Operes Breeding Stock Purch Exp |
| 622 | LLs Breeding Stock Purch Exp |
| 623 | Conts Breeding Stock Purch Exp |
| 624 | Operes Livestock Purchase Exp |
| 625 | LLs Livestock Purchase Exp |
| 626 | Conts Livestock Purchase Exp |
| 627 | Operes Poultry Purchase Exp |
| 628 | LLs Poultry Purchase Exp |
| 629 | Conts Poultry Purchase Exp |
| 630 | Operes Other Breeding Lvstck and Poultry Expense |
| 631 | LLs Other Breeding Lvstck and Poultry Expense |
| 632 | Conts Other Breeding Lvstck and Poultry Expense |
| 633 | Operes Leasing Lvstck Exp |
| 634 | LLs Leasing Lvstck Exp |
| 635 | Conts Leasing Lvstck Exp |

| Item Code | Variable Description |
|------------------|--|
| 636 | Oper Feed Expense |
| 637 | LLs Feed Expense |
| 638 | Conts Feed Expense |
| 639 | Oper Bedding/Litter Expense |
| 640 | LLs Bedding/Litter Expense |
| 641 | Conts Bedding/Litter Expense |
| 642 | Oper Medical/Vet Expense |
| 643 | LLs Medical/Vet Expense |
| 644 | Conts Medical/Vet Expense |
| 645 | Oper Diesel Fuel Exp |
| 646 | LLs Diesel Fuel Exp |
| 647 | Conts Diesel Fuel Exp |
| 648 | Oper Gasoline Exp |
| 649 | LLs Gasoline Exp |
| 650 | Conts Gasoline Exp |
| 651 | Oper Natural Gas Exp |
| 652 | LLs Natural Gas Exp |
| 653 | Conts Natural Gas Exp |
| 654 | Oper LP Gas Exp |
| 655 | LLs LP Gas Exp |
| 656 | Conts LP Gas Exp |
| 657 | Oper Oil/Lubricant Exp |
| 658 | LLs Oil/Lubricant Exp |
| 659 | Conts Oil/Lubricant Exp |
| 660 | Oper Other Fuel Exp |
| 661 | LLs Other Fuel Exp |
| 662 | Conts Other Fuel Exp |
| 663 | Oper Oth Non Breeding Lvstk and Poultry Expense |
| 664 | LLs Oth Non Breeding Lvstk and Poultry Expense |
| 665 | Conts Oth Non Breeding Lvstk and Poultry Expense |

| Item Code | Variable Description |
|------------------|--|
| 666 | Oper Fuel Exp for Irrigation |
| 667 | LLs Fuel Exp for Irrigation |
| 668 | Conts Fuel Exp for Irrigation |
| 669 | Oper Irr Fuel Exp for Wells |
| 670 | LLs Irr Fuel Exp for Wells |
| 671 | Conts Irr Fuel Exp for Wells |
| 672 | Oper Fuel Exp for Target Cmdty |
| 673 | LLs Fuel Exp for Target Cmdty |
| 674 | Conts Fuel Exp for Target Cmdty |
| 675 | Oper Electricity Exp |
| 676 | LLs Electricity Exp |
| 677 | Conts Electricity Exp |
| 678 | Oper Electricity Exp for Irr |
| 679 | LLs Electricity Exp for Irr |
| 680 | Conts Electricity Exp for Irr |
| 681 | Oper Elec Irr Exp for Target Cmdty |
| 682 | LLs Elec Irr Exp for Target Cmdty |
| 683 | Conts Elec Irr Exp for Target Cmdty |
| 684 | Oper Elec Irr Exp for Wells |
| 685 | LLs Elec Irr Exp for Wells |
| 686 | Conts Elec Irr Exp for Wells |
| 687 | Oper Electricity Exp for Drying |
| 688 | LLs Electricity Exp for Drying |
| 689 | Conts Electricity Exp for Drying |
| 690 | Oper Custom Work Expense for Target Commodity |
| 691 | LLs Custom Work Expense for Target Commodity |
| 692 | Conts Custom Work Expense for Target Commodity |
| 693 | Oper Elec Exp for Lvstk Facilities |
| 694 | LLs Elec Exp for Lvstk Facilities |
| 695 | Conts Elec Exp for Lvstk Facilities |

| Item Code | Variable Description |
|------------------|---|
| 696 | Operes Irrigation Water Exp |
| 697 | LLs Irrigation Water Exp |
| 698 | Conts Irrigation Water Exp |
| 699 | Operes Irr Water Exp for Target |
| 700 | LLs Irrigation Water Exp for Target |
| 701 | Conts Irrigation Water Exp for Target |
| 702 | Operes Farm Supplies Exp |
| 703 | LLs Farm Supplies Exp |
| 704 | Conts Farm Supplies Exp |
| 705 | Operes Mkt Containers Exp |
| 706 | LLs Mkt Containers Exp |
| 707 | Conts Mkt Containers Exp |
| 708 | Operes Repairs Exp |
| 709 | LLs Repairs Exp |
| 710 | Conts Repairs Exp |
| 711 | Operes Repair Exp for Target Cmdty |
| 712 | LLs Repair Exp for Target Cmdty |
| 713 | Conts Repair Exp for Target Cmdty |
| 714 | Operes Maintenance Exp |
| 715 | LLs Maintenance Exp |
| 716 | Conts Maintenance Exp |
| 717 | Operes Maintenance Exp for Lvstk Fac |
| 718 | LLs Maintenance Exp for Lvstk Fac |
| 719 | Conts Maintenance Exp for Lvstk Fac |
| 720 | Operes Maintenance Exp for Irr |
| 721 | LLs Maintenance Exp for Irr |
| 722 | Conts Maintenance Exp for Irr |
| 723 | Operes Maintenance Exp for Target Cmdty |
| 724 | LLs Maintenance Exp for Target Cmdty |
| 725 | Conts Maintenance Exp for Target Cmdty |
| 726 | Operes Home Repair Expense |

| Item Code | Variable Description |
|-----------|---|
| 727 | Percent of Direct Payments for Target Commodity |
| 728 | Percent of Counter Cyclical Payments for Target Commodity |
| 729 | Opers Insurance Expense |
| 730 | LLs Insurance Expense |
| 731 | Contractors Insurance Expense |
| 732 | Opers Crop Insurance Expense |
| 733 | LLs Crop Insurance Expense |
| 734 | Conts Crop Insurance Expense |
| 735 | Federal Crop Insurance Indemnity Payments for Apples |
| 735 | Opers Crop Ins Exp for Target Cmdty |
| 736 | LLs Crop Ins Exp for Target Cmdty |
| 737 | Conts Crop Ins Exp for Target Cmdty |
| 738 | Opers Interest Secured for Real Est |
| 739 | LLs Interest Secured for Real Est |
| 740 | Loan Deficiency Payments Rec'd for Target Commodity |
| 741 | Opers Interest Not Secured |
| 742 | LLs Interest Not Secured |
| 743 | Oth Fed Ag Program Payments for Target Commodity |
| 744 | Opers Property Tax for Real Estate |
| 745 | LLs Property Tax for Real Estate |
| 746 | Conts Property Tax for Real Estate |
| 747 | Opers Property Tax for Lvst/Equip |
| 748 | LLs Property Tax for Lvst/Equip |
| 749 | Conts Property Tax for Lvst/Equip |
| 750 | Opers Renting/Leasing Expense |
| 751 | LLs Renting/Leasing Expense |
| 752 | Oth State/Local Agr Prog Rec'd for Target Commodity |
| 753 | Opers Vehicle Reg. Fees |

| Item Code | Variable Description |
|-----------|--|
| 754 | LLs Vehicle Reg. Fees |
| 755 | Federal Crop Insurance Indemnity Payments for Cotton |
| 756 | Depreciation Expense |
| 757 | Depreciation Exp for Breeding Lvstk |
| 758 | Opers Cash Wages Expense |
| 759 | LLs Cash Wages Expense |
| 760 | Contractors Cash Wages Expense |
| 761 | Oper Cash Wage Exp for Target Cmdty |
| 762 | LL Cash Wage Exp for Target Cmdty |
| 763 | Cont Cash Wage Exp for Target Cmdty |
| 764 | Opers Wage Expense for Operator |
| 765 | LLs Wage Expense for Operator |
| 766 | Conts Wage Exp for Operator |
| 767 | Opers Wage Expense for Spouse |
| 768 | LLs Wage Expense for Spouse |
| 769 | Conts Wage Expense for Spouse |
| 770 | Opers Wage Exp for Other Opers |
| 771 | LLs Wage Exp for Other Opers |
| 772 | Conts Wage Exp for Other Opers |
| 773 | Opers Wage Exp for Other Labor |
| 774 | LLs Wage Exp for Other Labor |
| 775 | Conts Wage Exp for Other Labor |
| 776 | Opers Payroll Tax Expense |
| 777 | LLs Payroll Tax Expense |
| 778 | Contractors Payroll Tax Expense |
| 779 | Opers Payroll Tax for Target Cmdy |
| 780 | LLs Payroll Tax for Target Cmdy |
| 781 | Conts Payroll Tax for Target Cmdy |
| 782 | Opers Contract Labor Expense |
| 783 | LLs Contract Labor Expense |
| 784 | Conts Contract Labor Expense |

| Item Code | Variable Description |
|------------------|---|
| 785 | Oper Contract Labor for Target Cmdty |
| 786 | LL Contract Labor for Target Cmdty |
| 787 | Cont Contract Labor for Target Cmdty |
| 788 | Oper Custom Hauling Expense |
| 789 | LLs Custom Hauling Expense |
| 790 | Conts Custom Hauling Expense |
| 791 | Oper Other Custom Expense |
| 792 | LLs Other Custom Expense |
| 793 | Conts Other Custom Expense |
| 794 | Oper Total Custom Work and Hauling Expense |
| 795 | LLs Total Custom Work and Hauling Expense |
| 796 | Conts Total Custom Work and Hauling Expense |
| 797 | Cash Value of Comdty Provided to HH Workers |
| 798 | Cash Value of Comdty to NonHH Workers |
| 799 | Value of Prod Used on the Oper |
| 800 | % Products Used that were Lvstk |
| 801 | Professional Managment Fees |
| 802 | Farm Share of All Capital Exp |
| 803 | Real Estate Purchase Exp |
| 804 | Oper General Business Exp |
| 805 | LLs General Business Exp |
| 806 | Conts General Business Exp |
| 807 | Oper Total Improvements Cost |
| 808 | LLs Total Cost of Improvements |
| 809 | Conts Total Improvements Cost |
| 810 | Oper Construction/Remodeling |
| 811 | LLs Construction/Remodeling |
| 812 | Conts Construction/Remodeling |
| 813 | Oper Remodel/Build Home |
| 814 | % Fees Paid for Management of Conservation |
| 815 | Net Cost of Specialized Apple Equipment |

| Item Code | Variable Description |
|------------------|----------------------------------|
| 816 | Total Net Cost of New/Used Cars |
| 817 | % of New/Used Cars Cost for Farm |
| 818 | Net Cost of New/Used Trucks |
| 819 | % New/Used Trucks Cost for Farm |
| 820 | Net Cost of New/Used Tractors |
| 821 | Net Cost Self Propelled Equip |
| 822 | Net Cost Other Farm Equip |
| 823 | Office Equip Placed on Deprec |
| 824 | All Other Capital Expenditures |
| 825 | Opers Total Other Expenditures |
| 826 | LLs Total Other Expenditures |
| 827 | Conts Total Other Expenditures |
| 828 | Oper Hr/Wk First Quarter |
| 829 | Oper Hr/Wk Second Quarter |
| 830 | Oper Hr/Wk Third Quarter |
| 831 | Oper Hr/Wk Fourth Quarter |
| 832 | Spouse Hr/Wk First Quarter |
| 833 | Spouse Hr/Wk Second Quarter |
| 834 | Spouse Hr/Wk Third Quarter |
| 835 | Spouse Hr/Wk Fourth Quarter |
| 836 | Other Oper Hr/Wk First Quarter |
| 837 | Other Oper Hr/Wk Second Quarter |
| 838 | Other Oper Hr/Wk Third Quarter |
| 839 | Other Oper Hr/Wk Fourth Quarter |
| 840 | Unpaid Workers Hr/Wk First Qtr |
| 841 | Unpaid Workers Hr/Wk Second Qtr |
| 842 | Unpaid Workers Hr/Wk Third Qtr |
| 843 | Unpaid Workers Hr/Wk Fourth Qtr |
| 844 | Opers Supplies/Litter Exp |
| 845 | LLs Supplies/Litter Exp |
| 846 | Conts Supplies/Litter Exp |

| Item Code | Variable Description |
|------------------|--|
| 847 | Operes Oth Custom (with Hauling) |
| 848 | LLs Oth Custom (with Hauling) |
| 849 | Conts Oth Custom (with Hauling) |
| 850 | Value of Operators Dwelling |
| 851 | Value of All Other Dwellings |
| 852 | Value of Other Farm Buildings |
| 853 | Value of Orchard/Trees Wood Prod |
| 854 | Value of Land |
| 855 | Value of Land/Bldgs Rented From Oth |
| 856 | Number of Migrant Workers on Operation |
| 857 | Value of Land/Bldgs Rented To Oth |
| 858 | % Fees Paid for Managment/Planning etc. |
| 859 | Paid Workers Hr/Wk First Qtr |
| 860 | Paid Workers Hr/Wk Second Qtr |
| 861 | Paid Workers Hr/Wk Third Qtr |
| 862 | Paid Workers Hr/Wk Fourth Qtr |
| 863 | Value of Owned Breeding Lvsk Jan 1 |
| 864 | Value of Owned Breeding Lvsk Dec 31 |
| 865 | Value of Hired Labor Dwellings Owed by Operation |
| 866 | Number of Hired Labor Dwellings Owned by Operation |
| 867 | Number of All Other Dwellings Owned by Operation |
| 868 | Operes Mkting & Storage Expense |
| 869 | LLs Mkting & Storage Expense |
| 870 | Conts Mkting & Storage Expense |
| 871 | Number of Unpaid Workers |
| 872 | Operes Other Utilities Exp |
| 873 | LLs Other Utilities Exp |
| 874 | Conts Other Utilities Exp |
| 875 | Money Received from Prior Production |
| 876 | Value NON Breeding Lvsk Jan 1 |

| Item Code | Variable Description |
|------------------|---|
| 877 | Value NON Breeding Lvsk Dec 31 |
| 878 | Value Prod Inputs Owned Jan 1 |
| 879 | Value Prod Inputs Owned Dec 31 |
| 880 | Value Prod Inputs Used Jan 1 |
| 881 | Value Prod Inputs Used Dec 31 |
| 882 | Value Trucks/Cars Owned Dec 31 |
| 883 | Value Tractors Owned Dec 31 |
| 884 | Farm Credit/Coop Stock Dec 31 |
| 885 | Owed to the Operation Jan 1 |
| 886 | Owed to the Operation Dec 31 |
| 887 | Other Farm Assets on Dec 31 |
| 888 | Value Owned Crops Jan 1 |
| 889 | Value Owned Crops Dec 31 |
| 890 | Total Value of all Prod/Business Loans |
| 891 | Opers Utilities Purchased for Farm Exp |
| 892 | LLs Utilities Purchased for Farm Exp |
| 893 | Conts Utilities Purchased for Farm Exp |
| 894 | Opers Apple Drying Expense |
| 895 | LLs Apple Drying Expense |
| 896 | Conts Apple Drying Expense |
| 897 | Oper Migrant Labor for Target Commodity |
| 898 | LL Migrant Labor for Target Commodity |
| 899 | Cont Migrant Labor for Target Commodity |
| 921 | Reporting Unit Code |
| 922 | Record Adjustment Factor |
| 923 | Number of Operations |
| 924 | Random Operation Selection |
| 925 | Partner 1 Stratum |
| 926 | Partner 2 Stratum |
| 927 | Partner 3 Stratum |
| 928 | Partner 4 Stratum |

| Item Code | Variable Description |
|------------------|--|
| 929 | Total Points |
| 930 | Update to June Farm Acres |
| 939 | Value Code: Oth House Income from Pensions |
| 941 | Operator: Miles From Home to Work |
| 942 | Spouse: Miles From Home to Work |
| 943 | Oper Leasing Bees for Pollination Exp |
| 944 | LLs Leasing Bees for Pollination Exp |
| 945 | Conts Leasing Bees for Pollination Exp |
| 948 | Value of Owned Apples Jan 1 |
| 949 | Value of Owned Apples Dec 31 |
| 950 | Value Code: Oper Off-Farm Wages |
| 951 | Value Code: Spouse Off-Farm Wages |
| 952 | Value Code: Oth HouseOff-Farm Wages |
| 953 | Value Code: Assets Held in NonRetir Acct |
| 954 | Value Code: Retirement Accounts |
| 955 | Value Code: Oper Oth Income Oth Farm |
| 956 | Value Code: Spouse Oth Income Oth Farm |
| 957 | Value Code: Oth House Oth Income |
| 958 | Value Code: Oper Oth Income Oth Bus |
| 959 | Value Code: Spouse Oth Income Oth Bus |
| 960 | Value Code: Oth House Oth Incom Oth Bus |
| 963 | Value Code: Oth House Oth Rental Income |
| 966 | Value Code: Oth House Dividend |
| 969 | Value Code: Oth House Interest Income |
| 974 | % of Net Income Received |
| 975 | Corporate Dividends Received |
| 976 | Other Households Share Income |
| 978 | Value Code: Oth Sale of Capital Assets |
| 981 | Value Code: Oth Hou Gain/Loss Cap Asset |
| 982 | Value Code: All Vehicles |
| 983 | Value Code: Oth Off Farm Debt Owed |

| Item Code | Variable Description |
|------------------|--|
| 984 | Value Code: Dwelling(s) |
| 985 | Value Code: Real Estate |
| 986 | Value Code: Other Business |
| 987 | Value Code: Other Assets |
| 988 | Value Code: Mortgage(s) Dwelling |
| 989 | Value Code: Other Mortgage(s) |
| 993 | Value Code: Oth House Off Farm Income |
| 994 | Value Code: All Non Farm Assets |
| 998 | Value Code: Oth House Retiremt Income |
| 999 | Debt Office Use Code |
| 1001 | Lender Code for Loan 1 |
| 1002 | Balance of Loan 1 on Dec 31 |
| 1003 | Interest Rate for Loan 1 |
| 1004 | Loan 1: Loan Type |
| 1005 | Month/Year Loan 1 will be Repaid |
| 1006 | Loan 1: Year Loan was Obtained |
| 1007 | Loan 1: Primary Purpose of Loan |
| 1008 | Loan 1: Original Term of the Loan - Years and Months |
| 1009 | Repricing of Floating Rate for Loan 1 |
| 1010 | Lender Code for Loan 2 |
| 1011 | Balance of Loan 2 on Dec 31 |
| 1012 | Interest Rate for Loan 2 |
| 1013 | Loan 2: Loan Type |
| 1014 | Month/Year Loan 2 will be Repaid |
| 1015 | Loan 2: Year Loan was Obtained |
| 1016 | Loan 2: Primary Purpose of Loan |
| 1017 | Loan 2: Original Term of the Loan - Years and Months |
| 1018 | Repricing of Floating Rate for Loan 2 |
| 1019 | Lender Code for Loan 3 |
| 1020 | Balance of Loan 3 on Dec 31 |

| Item Code | Variable Description |
|------------------|--|
| 1021 | Interest Rate for Loan 3 |
| 1022 | Loan 3: Loan Type |
| 1023 | Month/Year Loan 3 will be Repaid |
| 1024 | Loan 3: Year Loan was Obtained |
| 1025 | Loan 3: Primary Purpose of Loan |
| 1026 | Loan 3: Original Term of the Loan - Years and Months |
| 1027 | Repricing of Floating Rate for Loan 3 |
| 1028 | Lender Code for Loan 4 |
| 1029 | Balance of Loan 4 on Dec 31 |
| 1030 | Interest Rate for Loan 4 |
| 1031 | Loan 4: Loan Type |
| 1032 | Month/Year Loan 4 will be Repaid |
| 1033 | Loan 4: Year Loan was Obtained |
| 1034 | Loan 4: Primary Purpose of Loan |
| 1035 | Loan 4: Original Term of the Loan - Years and Months |
| 1036 | Repricing of Floating Rate for Loan 4 |
| 1037 | Loan 1: Percent for Operating Expenses |
| 1038 | Loan 1: Type of Interest Rate |
| 1039 | Loan 2: Percent for Operating Expenses |
| 1040 | Loan 2: Type of Interest Rate |
| 1041 | Loan 2: Payment Schedule |
| 1042 | Loan 3: Percent for Operating Expenses |
| 1043 | Loan 3: Type of Interest Rate |
| 1044 | Loan 3: Payment Schedule |
| 1045 | Loan 4: Percent for Operating Expenses |
| 1046 | Number of Additional Loans |
| 1047 | Amt Owed Additional Loans Dec 31 |
| 1048 | Amt Owed Short Term Loans Dec 31 |
| 1049 | Avg Int Rate of Short Term Loan |
| 1050 | % of Short Term Loan for Farm Use |

| Item Code | Variable Description |
|------------------|--|
| 1051 | Amt NON real estate Loans Dec 31 |
| 1052 | Int Rate NON real estate Loan |
| 1053 | % NON real estate Loan for Farm Use |
| 1054 | Amt real estate Loans Dec 31 |
| 1055 | Avg Int Rate of real estate Loan |
| 1056 | % real estate Loan for Farm Use |
| 1057 | Amt Owed Dec 31: Opers Dwelling |
| 1058 | Owe Money Dec 31 |
| 1059 | Loan 1: Payment Schedule |
| 1061 | Jan thru Mar Oth Oper Hours Without Pay |
| 1062 | Apr thru Jun Oth Oper Hours Without Pay |
| 1063 | Jul thru Sep Oth Oper Hours Without Pay |
| 1064 | Oct thru Dec Oth Oper Hours Without Pay |
| 1065 | Jan thru Mar Oth Oper Hours With Pay |
| 1066 | Apr thru Jun Oth Oper Hours With Pay |
| 1067 | Jul thru Sep Oth Oper Hours With Pay |
| 1068 | Oct thru Dec Oth Oper Hours With Pay |
| 1070 | Operator Type of Off Farm Business |
| 1071 | Spouse Type of Off Farm Business |
| 1072 | Operator Type of Off Farm Business from Oth |
| 1073 | Spouse Type of Off Farm Business from Oth |
| 1074 | Operator # of Employees at Off Farm Business |
| 1075 | Spouse # of Employees at Off Farm Business |
| 1076 | Loan 4: Type of Interest Rate |
| 1077 | Loan 4: Payment Schedule |
| 1078 | Any Additional Farm Loans? -- Y/N |
| 1080 | Debt Use in 2007 |
| 1081 | Established Line of Credit During 2007 |
| 1082 | Amount Borrowed Against Line of Credit |
| 1091 | Jan to Mar Op Farm Hours on Another Farm |
| 1092 | Apr to Jun Op Farm Hours on Another Farm |

| Item Code | Variable Description |
|------------------|---|
| 1093 | Jul to Sep Op Farm Hours on Another Farm |
| 1094 | Oct to Dec Op Farm Hours on Another Farm |
| 1095 | Jan to Mar Sp Farm Hours on Another Farm |
| 1096 | Apr to Jun Sp Farm Hours on Another Farm |
| 1097 | Jul to Sep Sp Farm Hours on Another Farm |
| 1098 | Oct to Dec Sp Farm Hours on Another Farm |
| 1101 | Value Code: Loans Oth Business |
| 1102 | Value Code: Personal Loans |
| 1103 | Value Code: All Non Farm Debt |
| 1104 | Value Code: Rent Payments |
| 1105 | Value Code: Food Expenses |
| 1106 | Value Code: Household Exp |
| 1107 | Value Code: Non Farm Transportation |
| 1108 | Value Code: Medical/Health Exp |
| 1109 | Value Code: Retirement/Pensions |
| 1110 | Value Code: Charitable Contributions |
| 1111 | Value Code: Household Expenses |
| 1112 | Value Code: Medical Out of Pocket Expenses |
| 1113 | Value Code: Farm Sales Prev Yr |
| 1114 | Value Code: Net Income Prev Yr |
| 1115 | Value Code: Off Farm Income PY |
| 1117 | Value of Non Farm Debt Secured by Farm Assets |
| 1118 | Value Code: Oth Family Living Exp |
| 1119 | Value Code: Non Farm Share of Vehicle Exp |
| 1120 | Request for Credit/Loan Turned Down |
| 1121 | Reapplied for Credit After Being Turned Down |
| 1122 | Changed Mind About Applying for Credit |
| 1123 | No Loan Because Had Sufficient Funds |
| 1124 | No Loan Because Could Not Obtain |
| 1125 | No Loan Because of High Transaction Fees |
| 1126 | No Loan Because of Risk Associated |

| Item Code | Variable Description |
|------------------|--|
| 1127 | Value Code: Amt Withdrawn for Oth Investments |
| 1128 | Use of Non Farm Assets to Fund Farm Business |
| 1200 | # of Individuals Making Decision |
| 1201 | Operator's Spouse Major Occupation |
| 1202 | Limited Liability Company LLC Operation Indicator |
| 1203 | Is Spouse Oper2 or Oper3? |
| 1204 | Partnership Registered Under State Law? Y/N |
| 1205 | C Corporation Under State Law? Y/N |
| 1206 | Age of Spouse |
| 1207 | Operators Major Occupation Code |
| 1208 | Spouses Major Occupation Code |
| 1209 | Operator's Spouse Make Decisions? Y/N |
| 1213 | Operator: Indian/Alaska Native |
| 1214 | Operator 2 Race-- American Indian or Alaska Native |
| 1215 | Operator: Asian |
| 1216 | Operator 2 Race-- Mainland Only: Asian |
| 1217 | Operator: Black/African American |
| 1218 | Operator 2 Race-- Black |
| 1219 | Principal Operator--Spanish Origin |
| 1220 | Operator 2--Spanish Origin |
| 1221 | Oper: Hawaiian/Pacific Islander |
| 1222 | Operator 2 Race-- Mainland Only: Native Hawaiian or Pacific Islander |
| 1223 | Operator: White |
| 1224 | Operator 2 Race-- White |
| 1225 | More than 10 Stockholders Under State Law? Y/N |
| 1226 | # of Persons > 65 Covered by Health Insurance |
| 1227 | Number of Persons in Household |
| 1228 | # of Household Members Under 6 |
| 1229 | # of Household Members 6 to 13 |

| Item Code | Variable Description |
|-----------|--|
| 1230 | # of Household Members 14 to 17 |
| 1231 | Number of Household Members 65+ |
| 1232 | Number of Legal Partners |
| 1233 | Number of Members in Corporate Board |
| 1234 | Number of Operators in Corporate Board |
| 1235 | S Corporation Under State Law? Y/N |
| 1236 | Miles Near City 10,000 + Population |
| 1237 | C Corporation Members on Corporate Board |
| 1238 | Oper Home On or Next to Farm |
| 1239 | C Corporation Op Members on Corporate Board |
| 1240 | Type of Organization |
| 1241 | Yr Oper 1 Began Operating |
| 1242 | Age of Operator 1 |
| 1243 | Operator 1s Sex Code |
| 1244 | Family-held Corporation Under State Law? Y/N |
| 1245 | Operation Part of Larger Corporate Farm |
| 1246 | Number of Owners of the Operation |
| 1247 | Number of Owners Part of the Household |
| 1248 | % of Ownership Interest Held |
| 1249 | > than 50% Ownership Interest by Relatives |
| 1250 | Distance from Home to Buy Machinery |
| 1251 | Distance from Home to Obtain Credit |
| 1252 | Distance from Home to Oth Farm Related Purchases |
| 1253 | Received NonPaid Advice from NRCS |
| 1254 | Received NonPaid Advice from Other Groups |
| 1255 | Use of Internet for Farm Business |
| 1256 | Market Products to Generate Fuel? - Y/N |
| 1257 | Highest Level of Formal Education of Operator 1 |
| 1258 | Use Ethanol Co-Products for Lvstk Feed? - Y/N |
| 1259 | Retirement Status - Operator 1 |
| 1260 | Highest Level of Formal Education of Operator 2 |

| Item Code | Variable Description |
|------------------|---|
| 1261 | Yr Oper 2 Began Operating |
| 1262 | Age of Operator 2 |
| 1263 | Operator 2s Sex Code |
| 1264 | # Persons > 65: Health Insurance From Oper Off Farm Work |
| 1265 | # of Persons > 65: Health Insurance From Sp Off Farm Work |
| 1266 | # of Persons > 65: Health Insurance From Farming Operation |
| 1267 | # of Persons > 65: Health Insurance From Private Insurance |
| 1268 | # of Persons > 65: Health Insurance From Medicare or Public |
| 1269 | Highest Level of Formal Education of Spouse |
| 1270 | # of Persons < 65 Covered by Health Insurance |
| 1271 | # Persons < 65: Health Insurance From Oper Off Farm Work |
| 1272 | # of Persons < 65: Health Insurance From Sp Off Farm Work |
| 1273 | # of Persons < 65: Health Insurance From Farming Operation |
| 1274 | # of Persons < 65: Health Insurance From Private Insurance |
| 1275 | # of Persons < 65: Health Insurance From Medicare or Public |
| 1281 | Yr Oper 3 Began Operating |
| 1282 | Age Of Operator 3 |
| 1283 | Operator 3s Sex Code |
| 1284 | Spouse: Indian/Alaska Native |
| 1285 | Spouse: Asian |
| 1286 | Spouse: Black/African American |
| 1287 | Spouse: Hawaiian/Pacific Islander |
| 1288 | Spouse: White |
| 1289 | Spouse: Hispanic or Latin |
| 1351 | MC Commodity G Code |
| 1354 | MC-G: Quantity Marketed |

| Item Code | Variable Description |
|------------------|------------------------------|
| 1355 | MC-G: Unit Code |
| 1356 | MC-G: Final Unit Price Rec'd |
| 1357 | MC-G: Total Received |
| 1358 | MC-G: Marketing Expenses |
| 1366 | MC Commodity H Code |
| 1369 | MC-H: Quantity Marketed |
| 1370 | MC-H: Unit Code |
| 1371 | MC-H: Final Unit Price Rec'd |
| 1372 | MC-H: Total Received |
| 1373 | MC-H: Marketing Expenses |
| 1381 | MC Commodity I Code |
| 1384 | MC-I: Quantity Marketed |
| 1385 | MC-I: Unit Code |
| 1386 | MC-I: Final Unit Price Rec'd |
| 1387 | MC-I: Total Received |
| 1388 | MC-I: Marketing Expenses |
| 1396 | MC Commodity J Code |
| 1399 | MC-J: Quantity Marketed |
| 1400 | MC-J: Unit Code |
| 1401 | MC-J: Final Unit Price Rec'd |
| 1402 | MC-J: Total Received |
| 1403 | MC-J: Marketing Expenses |
| 1411 | MC Commodity K Code |
| 1414 | MC-K: Quantity Marketed |
| 1415 | MC-K: Unit Code |
| 1416 | MC-K: Final Unit Price Rec'd |
| 1417 | MC-K: Total Received |
| 1418 | MC-K: Marketing Expenses |
| 1426 | MC Commodity L Code |
| 1429 | MC-L: Quantity Marketed |
| 1430 | MC-L: Unit Code |

| Item Code | Variable Description |
|------------------|------------------------------|
| 1431 | MC-L: Final Unit Price Rec'd |
| 1432 | MC-L: Total Received |
| 1433 | MC-L: Marketing Expenses |
| 1441 | PC Commodity F Code |
| 1444 | PC-F: Quantity Marketed |
| 1445 | PC-F: Unit Code |
| 1446 | PC-F: Final Unit Price Rec'd |
| 1447 | PC-F: Total Received |
| 1448 | PC-F: Marketing Expenses |
| 1456 | PC Commodity G Code |
| 1459 | PC-G: Quantity Marketed |
| 1460 | PC-G: Unit Code |
| 1461 | PC-G: Final Unit Price Rec'd |
| 1462 | PC-G: Total Received |
| 1463 | PC-G: Marketing Expenses |
| 1471 | PC Commodity H Code |
| 1474 | PC-H: Quantity Marketed |
| 1475 | PC-H: Unit Code |
| 1476 | PC-H: Final Unit Price Rec'd |
| 1477 | PC-H: Total Received |
| 1478 | PC-H: Marketing Expenses |
| 1486 | PC Commodity I Code |
| 1489 | PC-I: Quantity Marketed |
| 1490 | PC-I: Unit Code |
| 1491 | PC-I: Final Unit Price Rec'd |
| 1492 | PC-I: Total Received |
| 1493 | PC-I: Marketing Expenses |
| 1501 | Apple Variety Code 1 |
| 1514 | Apple Variety Code 2 |
| 1527 | Apple Variety Code 3 |
| 1540 | Apple Variety Code 4 |

| Item Code | Variable Description |
|------------------|---|
| 1553 | Apple Variety Code 5 |
| 1566 | Apple Variety Code 6 |
| 1579 | Apple Variety Code 7 |
| 1592 | Apple Variety Code 8 |
| 1605 | Apple Variety Code 9 |
| 1618 | Apple Variety Code 10 |
| 1502 | Apple Variety 1 Harvested Acres |
| 1515 | Apple Variety 2 Harvested Acres |
| 1528 | Apple Variety 3 Harvested Acres |
| 1541 | Apple Variety 4 Harvested Acres |
| 1554 | Apple Variety 5 Harvested Acres |
| 1567 | Apple Variety 6 Harvested Acres |
| 1580 | Apple Variety 7 Harvested Acres |
| 1593 | Apple Variety 8 Harvested Acres |
| 1606 | Apple Variety 9 Harvested Acres |
| 1619 | Apple Variety 10 Harvested Acres |
| 1503 | Apple Variety 1 Certified Organic? |
| 1516 | Apple Variety 2 Certified Organic? |
| 1529 | Apple Variety 3 Certified Organic? |
| 1542 | Apple Variety 4 Certified Organic? |
| 1555 | Apple Variety 5 Certified Organic? |
| 1568 | Apple Variety 6 Certified Organic? |
| 1581 | Apple Variety 7 Certified Organic? |
| 1594 | Apple Variety 8 Certified Organic? |
| 1607 | Apple Variety 9 Certified Organic? |
| 1620 | Apple Variety 10 Certified Organic? |
| 1504 | Apple Variety 1 Fresh Market Units Sold |
| 1517 | Apple Variety 2 Fresh Market Units Sold |
| 1530 | Apple Variety 3 Fresh Market Units Sold |
| 1543 | Apple Variety 4 Fresh Market Units Sold |
| 1556 | Apple Variety 5 Fresh Market Units Sold |

| Item Code | Variable Description |
|------------------|--|
| 1569 | Apple Variety 6 Fresh Market Units Sold |
| 1582 | Apple Variety 7 Fresh Market Units Sold |
| 1595 | Apple Variety 8 Fresh Market Units Sold |
| 1608 | Apple Variety 9 Fresh Market Units Sold |
| 1621 | Apple Variety 10 Fresh Market Units Sold |
| 1505 | Apple Variety 1 Fresh Market Sold Unit Code |
| 1518 | Apple Variety 2 Fresh Market Sold Unit Code |
| 1531 | Apple Variety 3 Fresh Market Sold Unit Code |
| 1544 | Apple Variety 4 Fresh Market Sold Unit Code |
| 1557 | Apple Variety 5 Fresh Market Sold Unit Code |
| 1570 | Apple Variety 6 Fresh Market Sold Unit Code |
| 1583 | Apple Variety 7 Fresh Market Sold Unit Code |
| 1596 | Apple Variety 8 Fresh Market Sold Unit Code |
| 1609 | Apple Variety 9 Fresh Market Sold Unit Code |
| 1622 | Apple Variety 10 Fresh Market Sold Unit Code |
| 1506 | Apple Variety 1 Fresh Market Price Rec'd |
| 1519 | Apple Variety 2 Fresh Market Price Rec'd |
| 1532 | Apple Variety 3 Fresh Market Price Rec'd |
| 1545 | Apple Variety 4 Fresh Market Price Rec'd |
| 1558 | Apple Variety 5 Fresh Market Price Rec'd |
| 1571 | Apple Variety 6 Fresh Market Price Rec'd |
| 1584 | Apple Variety 7 Fresh Market Price Rec'd |
| 1597 | Apple Variety 8 Fresh Market Price Rec'd |
| 1610 | Apple Variety 9 Fresh Market Price Rec'd |
| 1623 | Apple Variety 10 Fresh Market Price Rec'd |
| 1507 | Apple Variety 1 Peelers Units Sold |
| 1520 | Apple Variety 2 Peelers Units Sold |
| 1533 | Apple Variety 3 Peelers Units Sold |
| 1546 | Apple Variety 4 Peelers Units Sold |
| 1559 | Apple Variety 5 Peelers Units Sold |
| 1572 | Apple Variety 6 Peelers Units Sold |

| Item Code | Variable Description |
|------------------|---|
| 1585 | Apple Variety 7 Peelers Units Sold |
| 1598 | Apple Variety 8 Peelers Units Sold |
| 1611 | Apple Variety 9 Peelers Units Sold |
| 1624 | Apple Variety 10 Peelers Units Sold |
| 1508 | Apple Variety 1 Peelers Sold Unit Code |
| 1521 | Apple Variety 2 Peelers Sold Unit Code |
| 1534 | Apple Variety 3 Peelers Sold Unit Code |
| 1547 | Apple Variety 4 Peelers Sold Unit Code |
| 1560 | Apple Variety 5 Peelers Sold Unit Code |
| 1573 | Apple Variety 6 Peelers Sold Unit Code |
| 1586 | Apple Variety 7 Peelers Sold Unit Code |
| 1599 | Apple Variety 8 Peelers Sold Unit Code |
| 1612 | Apple Variety 9 Peelers Sold Unit Code |
| 1625 | Apple Variety 10 Peelers Sold Unit Code |
| 1509 | Apple Variety 1 Peelers Price Rec'd |
| 1522 | Apple Variety 2 Peelers Price Rec'd |
| 1535 | Apple Variety 3 Peelers Price Rec'd |
| 1548 | Apple Variety 4 Peelers Price Rec'd |
| 1561 | Apple Variety 5 Peelers Price Rec'd |
| 1574 | Apple Variety 6 Peelers Price Rec'd |
| 1587 | Apple Variety 7 Peelers Price Rec'd |
| 1600 | Apple Variety 8 Peelers Price Rec'd |
| 1613 | Apple Variety 9 Peelers Price Rec'd |
| 1626 | Apple Variety 10 Peelers Price Rec'd |
| 1510 | Apple Variety 1 Juice Market Units Sold |
| 1523 | Apple Variety 2 Juice Market Units Sold |
| 1536 | Apple Variety 3 Juice Market Units Sold |
| 1549 | Apple Variety 4 Juice Market Units Sold |
| 1562 | Apple Variety 5 Juice Market Units Sold |
| 1575 | Apple Variety 6 Juice Market Units Sold |
| 1588 | Apple Variety 7 Juice Market Units Sold |

| Item Code | Variable Description |
|------------------|--|
| 1601 | Apple Variety 8 Juice Market Units Sold |
| 1614 | Apple Variety 9 Juice Market Units Sold |
| 1627 | Apple Variety 10 Juice Market Units Sold |
| 1511 | Apple Variety 1 Juice Market Sold Unit Code |
| 1524 | Apple Variety 2 Juice Market Sold Unit Code |
| 1537 | Apple Variety 3 Juice Market Sold Unit Code |
| 1550 | Apple Variety 4 Juice Market Sold Unit Code |
| 1563 | Apple Variety 5 Juice Market Sold Unit Code |
| 1576 | Apple Variety 6 Juice Market Sold Unit Code |
| 1589 | Apple Variety 7 Juice Market Sold Unit Code |
| 1602 | Apple Variety 8 Juice Market Sold Unit Code |
| 1615 | Apple Variety 9 Juice Market Sold Unit Code |
| 1628 | Apple Variety 10 Juice Market Sold Unit Code |
| 1512 | Apple Variety 1 Juice Market Price Rec'd |
| 1525 | Apple Variety 2 Juice Market Price Rec'd |
| 1538 | Apple Variety 3 Juice Market Price Rec'd |
| 1551 | Apple Variety 4 Juice Market Price Rec'd |
| 1564 | Apple Variety 5 Juice Market Price Rec'd |
| 1577 | Apple Variety 6 Juice Market Price Rec'd |
| 1590 | Apple Variety 7 Juice Market Price Rec'd |
| 1603 | Apple Variety 8 Juice Market Price Rec'd |
| 1616 | Apple Variety 9 Juice Market Price Rec'd |
| 1629 | Apple Variety 10 Juice Market Price Rec'd |
| 1513 | Apple Variety 1 Produced/Sold Under Contract? - Y/N |
| 1526 | Apple Variety 2 Produced/Sold Under Contract? - Y/N |
| 1539 | Apple Variety 3 Produced/Sold Under Contract? - Y/N |
| 1552 | Apple Variety 4 Produced/Sold Under Contract? - Y/N |
| 1565 | Apple Variety 5 Produced/Sold Under Contract? - Y/N |
| 1578 | Apple Variety 6 Produced/Sold Under Contract? |

| Item Code | Variable Description |
|-----------|---|
| | - Y/N |
| 1591 | Apple Variety 7 Produced/Sold Under Contract? - Y/N |
| 1604 | Apple Variety 8 Produced/Sold Under Contract? - Y/N |
| 1617 | Apple Variety 9 Produced/Sold Under Contract? - Y/N |
| 1630 | Apple Variety 10 Produced/Sold Under Contract? - Y/N |
| 1658 | On-Farm/Roadside Sales: Certified Organic? - Y/N |
| 1659 | On-Farm/Roadside Sales: Fresh Market Units Sold |
| 1660 | On-Farm/Roadside Sales: Fresh Market Sold Unit Code |
| 1661 | On-Farm/Roadside Sales: Fresh Market Units Price Rec'd |
| 1662 | On-Farm/Roadside Sales: Processing Units Sold |
| 1663 | On-Farm/Roadside Sales: Processing Sold Unit Code |
| 1664 | On-Farm/Roadside Sales: Processing Units Price Rec'd |
| 1665 | U-Pick: Certified Organic? - Y/N |
| 1666 | U-Pick: Fresh Market Units Sold |
| 1667 | U-Pick: Fresh Market Sold Unit Code |
| 1668 | U-Pick: Fresh Market Units Price Rec'd |
| 1669 | U-Pick: Processing Units Sold |
| 1670 | U-Pick: Processing Sold Unit Code |
| 1671 | U-Pick: Processing Units Price Rec'd |
| 1672 | Farmer's Market: Certified Organic? - Y/N |
| 1673 | Farmer's Market: Fresh Market Units Sold |
| 1674 | Farmer's Market: Fresh Market Sold Unit Code |
| 1675 | Farmer's Market: Fresh Market Units Price Rec'd |
| 1676 | Farmer's Market: Processing Units Sold |
| 1677 | Farmer's Market: Processing Sold Unit Code |

| Item Code | Variable Description |
|------------------|---|
| 1678 | Farmer's Market: Processing Units Price Rec'd |
| 1679 | Subscription Farming: Certified Organic? - Y/N |
| 1680 | Subscription Farming: Fresh Market Units Sold |
| 1681 | Subscription Farming: Fresh Market Sold Unit Code |
| 1682 | Subscription Farming: Fresh Market Units Price Rec'd |
| 1683 | Subscription Farming: Processing Units Sold |
| 1684 | Subscription Farming: Processing Sold Unit Code |
| 1685 | Subscription Farming: Processing Units Price Rec'd |
| 1631 | Any Certified Organic Apples Harvested? - Y/N |
| 1632 | Obtained Organic Certification as a Producer? - Y/N |
| 1633 | Obtained Organic Certification as a Handler? - Y/N |
| 1634 | Amount Paid for Third Party Organic Certification |
| 1635 | # of Years Operation Has Grown Certified Organic Apples |
| 1636 | # of Months to Become Certified Organic |
| 1637 | #of Years to Become Certified Organic |
| 1648 | Percent of Certified Apple Crop Sold as Conventional |
| 1655 | Any Value-Added Organic Products Sold? - Y/N |
| 1638 | Difficult Aspects: Cost of Fertility Inputs |
| 1686 | Difficult Aspects: Cost of Pest Management Inputs |
| 1639 | Difficult Aspects: Sourcing Inputs |
| 1640 | Difficult Aspects: Achieving Desired Yields |
| 1641 | Difficult Aspects: Lack of Production Information |
| 1642 | Difficult Aspects: Lack of Marketing Information |
| 1643 | Difficult Aspects: Insufficient Price |
| 1644 | Difficult Aspects: Finding a Market |
| 1645 | Difficult Aspects: Pollination |

| Item Code | Variable Description |
|------------------|---|
| 1646 | Difficult Aspects: Access to Credit |
| 1647 | Difficult Aspects: Availability of Labor |
| 1649 | Marketing Channel: Direct to Consumers |
| 1650 | Marketing Channel: Direct to Natural Food Store Retailers |
| 1651 | Marketing Channel: Direct to Grocery Stores |
| 1652 | Marketing Channel: Direct to Processor |
| 1653 | Marketing Channel: Direct to Broker/Packer/Shipper |
| 1654 | Marketing Channel: Direct to Any Other Market |
| 1740 | Irrigation Screening |
| 1741 | Irrigated Crop 1 Code |
| 1742 | Crop 1 Irrigated Acres Harvested |
| 1743 | Crop 1 Irrigated Acreage Yield |
| 1744 | Crop 1 Yield Unit Code |
| 1745 | Crop 1 Irrigation System Code |
| 1746 | Crop 1 Water Applied per Acre |
| 1747 | Crop 1 % Using Surface Water |
| 1748 | Crop 1 % Using Purchased Water |
| 1749 | Irrigated Crop 2 Code |
| 1750 | Crop 2 Irrigated Acres Harvested |
| 1751 | Crop 2 Irrigated Acreage Yield |
| 1752 | Crop 2 Yield Unit Code |
| 1753 | Crop 2 Irrigation System Code |
| 1754 | Crop 2 Water Applied per Acre |
| 1755 | Crop 2 % Using Surface Water |
| 1756 | Crop 2 % Using Purchased Water |
| 1757 | Irrigated Crop 3 Code |
| 1758 | Crop 3 Irrigated Acres Harvested |
| 1759 | Crop 3 Irrigated Acreage Yield |
| 1760 | Crop 3 Yield Unit Code |
| 1761 | Crop 3 Irrigation System Code |

| Item Code | Variable Description |
|------------------|----------------------------------|
| 1762 | Crop 3 Water Applied per Acre |
| 1763 | Crop 3 % Using Surface Water |
| 1764 | Crop 3 % Using Purchased Water |
| 1765 | Irrigated Crop 4 Code |
| 1766 | Crop 4 Irrigated Acres Harvested |
| 1767 | Crop 4 Irrigated Acreage Yield |
| 1768 | Crop 4 Yield Unit Code |
| 1769 | Crop 4 Irrigation System Code |
| 1770 | Crop 4 Water Applied per Acre |
| 1771 | Crop 4 % Using Surface Water |
| 1772 | Crop 4 % Using Purchased Water |
| 1773 | Irrigated Crop 5 Code |
| 1774 | Crop 5 Irrigated Acres Harvested |
| 1775 | Crop 5 Irrigated Acreage Yield |
| 1776 | Crop 5 Yield Unit Code |
| 1777 | Crop 5 Irrigation System Code |
| 1778 | Crop 5 Water Applied per Acre |
| 1779 | Crop 5 % Using Surface Water |
| 1780 | Crop 5 % Using Purchased Water |
| 1782 | Alfalfa Irrigated Acres Harv |
| 1783 | Alfalfa Irrigated Average Yield |
| 1784 | Alfalfa Yield Unit Code |
| 1785 | Alfalfa Irrigation System Code |
| 1786 | Alfalfa Water Applied per Acre |
| 1787 | Alfalfa % Using Surface Water |
| 1788 | Alfalfa % Using Purchased Water |
| 1790 | Oth Hay Irrigated Acres Harv |
| 1791 | Oth Hay Irrigated Average Yield |
| 1792 | Oth Hay Yield Unit Code |
| 1793 | Oth Hay Irrigation System Code |
| 1794 | Oth Hay Water Applied per Acre |

| Item Code | Variable Description |
|------------------|--|
| 1795 | Oth Hay % Using Surface Water |
| 1796 | Oth Hay % Using Purchased Water |
| 1798 | Pasture Irrigated Acres Harv |
| 1801 | Pasture Irrigation System Code |
| 1802 | Pasture Water Applied per Acre |
| 1803 | Pasture % Using Surface Water |
| 1804 | Pasture % Using Purchased Water |
| 1805 | # Irrigation Wells Used |
| 1806 | #Wells with Backflow Devices |
| 1807 | Acres Irr Using Wells w/Backflow |
| 1808 | #Wells w/Measurement Devices |
| 1809 | Acres Irr Using Measurement Dev |
| 1810 | Acres Irr for Apply Chemical Ferts |
| 1811 | Acres Irr for Apply Pesticides |
| 1812 | Acres Irr for Remove Salts |
| 1813 | Acres Irr for Dispose of Lvsk Waste |
| 1814 | Acres Irr for Freeze Protection |
| 1815 | Computer Simulation Models Code |
| 1816 | Computer Simulation Models Acres |
| 1817 | Soil moisture Sensing Devices |
| 1818 | Soil moisture Sensing Devices |
| 1819 | Special Furrowing Techniques |
| 1820 | Special Furrowing Techniques |
| 1821 | Improvements to Irrigation Sys |
| 1822 | Acres Irr Using Improvements |
| 1823 | Rec'd Offer to Purchase Water Right |
| 1824 | Purchasers Intended Use Code |
| 1825 | Years Reduced Irrigation |
| 1827 | Method of Payment for Cost of Ginning |
| 1828 | Cash Payment Per Pound for Ginning |
| 1829 | Total Credit Received for Cottonseed Per CWT |

| Item Code | Variable Description |
|------------------|---|
| 1830 | Compress/Bag/Tie Charges Per Bale |
| 1840 | Irrigation Section Completion Code |
| 1847 | Acres Irr Using Wells w/Backflow for Apples |
| 1848 | Acres Irr for Freeze Protection for Apples |
| 1849 | Acres of Apples Harvested |
| 1850 | Acres of Certified Organic Apples Harvested |
| 1851 | Quantity of Apples Harvested |
| 1852 | Quantity of Apples Harvested Unit Code |
| 1853 | Quantity of Apples Harvested for Fresh Market |
| 1854 | Quantity of Apples Harv for Fresh Market Unit Code |
| 1855 | Quantity of Apples Harvested for Processing |
| 1856 | Quantity of Apples Harv for Processing Unit Code |
| 1858 | Beginning Month of Apple Harvest |
| 1859 | Average Weight of Cotton Bales Sold |
| 1860 | Ending Month of Apple Harvest |
| 1865 | % of Conventional Apples Harv for Fresh Market |
| 1866 | % of Organic Apples Harv for Fresh Market |
| 1871 | % of Conventional Apples Harv for Processing |
| 1872 | % of Organic Apples Harv for Processing |
| 1877 | % of Conventional Apples Not Harvested |
| 1878 | % of Organic Apples Not Harvested |
| 1832 | Conventional: % Sold for Fresh Market |
| 1833 | Organic: % Sold for Fresh Market |
| 1834 | Conventional: % Sold for Processing |
| 1835 | Organic: % Sold for Processing |
| 1836 | Conventional: % Sold for Fresh Market Before Dec 31 |
| 1837 | Organic: % Sold for Fresh Market Before Dec 31 |
| 1838 | Conventional: % Sold for Processing Before Dec 31 |
| 1839 | Organic: % Sold for Processing Before Dec 31 |

| Item Code | Variable Description |
|-----------|--|
| 1841 | Conventional: % Sold for Fresh Market After Dec 31 |
| 1842 | Organic: % Sold for Fresh Market After Dec 31 |
| 1843 | Conventional: % Sold for Processing After Dec 31 |
| 1844 | Organic: % Sold for Processing After Dec 31 |
| 1845 | Conventional: % Sold Undetermined |
| 1846 | Organic: % Sold Undetermined |
| 1919 | Any Apple Crop Sold? - Y/N |
| 1921 | Apples Hauled to Market by Truckers |
| 1926 | Apples Hauled to Market by Truckers Unit Code |
| 1922 | Avg Hauling Charge Paid for Apples |
| 1927 | Avg Hauling Charge Paid for Apples Unit Code |
| 1923 | Avg Distance from Apple Storage to Market |
| 1924 | Amount of Apples Stored Off-Farm |
| 1928 | Amount of Apples Stored Off-Farm Unit Code |
| 1925 | Storage Charge Per Unit of Apples Stored Off-Farm |
| 1929 | Storage Charge of Apples Stored Off-Farm Unit Code |
| 1657 | Were Apples Marketed Other than Direct? - Y/N |
| 1859 | Average Weight of Cotton Bales Sold |
| 1930 | Marketing Section Completion Code |
| 2000 | Data Keyed by NPC Indicator |
| 1933 | Operator Characteristics Section Completion Code |
| 1934 | Type of Organization Section Completion Code |
| 1935 | Household Information Section Completion Code |
| 4001 | Owned Land Rented to Others |
| 4002 | Acres in Principal County |
| 4003 | Acres in County #2 |
| 4004 | Acres in County #3 |
| 4005 | Acres in County #4 |

| Item Code | Variable Description |
|-----------|--|
| 4006 | Acres in County #5 |
| 4007 | Cropland Harvested, Acres |
| 4008 | Cropland on Which All Crops Failed, Acres |
| 4009 | Cropland in Summer Fallow, Acres |
| 4010 | Cropland Idle or Used for Cover Crops, Acres |
| 4011 | Permanent Pasture and Rangeland (Name Change Only from Other Pasture), Acres |
| 4012 | Woodland Pastured, Acres |
| 4013 | Cropland Used for Pasture, Acres |
| 4014 | Woodland Not Pastured, Acres |
| 4015 | All Other Land, Acres |
| 4016 | Total Acres |
| 4017 | Any Land Irrigated - Y/N |
| 4018 | Irrigated Harvested Land, Acres |
| 4019 | Irrigated Pastureland or Rangeland, Acres |
| 4020 | Any Field Crops? - Y/N |
| 4021 | Corn for Grain Code |
| 4022 | Field Corn for Grain Irrigated Acres |
| 4023 | Corn for Silage Code |
| 4024 | Field Corn for Silage Irrigated Acres |
| 4025 | Oats for Grain or Seed Code |
| 4026 | Oats Irrigated Acres |
| 4027 | Soybean Code |
| 4028 | Soybeans Irrigated Acres |
| 4029 | Winter Wheat for Grain or Seed Code |
| 4030 | Winter Wheat Irrigated Acres |
| 4031 | Burley Tobacco Code |
| 4032 | Burley Tobacco Irrigated Acres |
| 4033 | Specified Field Crop 1 Code |
| 4034 | Specified Field Crop 1 Acres Harvested |
| 4035 | Specified Field Crop 1 Total Production |
| 4036 | Specified Field Crop 1 Acres Irrigated |

| Item Code | Variable Description |
|------------------|---|
| 4037 | Specified Field Crop 1 Op Share |
| 4038 | Specified Field Crop 1 LL Share |
| 4039 | Specified Field Crop 2 Code |
| 4040 | Specified Field Crop 2 Acres Harvested |
| 4041 | Specified Field Crop 2 Total Production |
| 4042 | Specified Field Crop 2 Acres Irrigated |
| 4043 | Specified Field Crop 2 Op Share |
| 4044 | Specified Field Crop 2 LL Share |
| 4045 | Specified Field Crop 3 Code |
| 4046 | Specified Field Crop 3 Acres Harvested |
| 4047 | Specified Field Crop 3 Total Production |
| 4048 | Specified Field Crop 3 Acres Irrigated |
| 4049 | Specified Field Crop 3 Op Share |
| 4050 | Specified Field Crop 3 LL Share |
| 4051 | Specified Field Crop 4 Code |
| 4052 | Specified Field Crop 4 Acres Harvested |
| 4053 | Specified Field Crop 4 Total Production |
| 4054 | Specified Field Crop 4 Acres Irrigated |
| 4055 | Specified Field Crop 4 Op Share |
| 4056 | Specified Field Crop 4 LL Share |
| 4057 | Specified Field Crop 5 Code |
| 4058 | Specified Field Crop 5 Acres Harvested |
| 4059 | Specified Field Crop 5 Total Production |
| 4060 | Specified Field Crop 5 Acres Irrigated |
| 4061 | Specified Field Crop 5 Op Share |
| 4062 | Specified Field Crop 5 LL Share |
| 4063 | Specified Field Crop 6 Code |
| 4064 | Specified Field Crop 6 Acres Harvested |
| 4065 | Specified Field Crop 6 Total Production |
| 4066 | Specified Field Crop 6 Acres Irrigated |
| 4067 | Specified Field Crop 6 Op Share |

| Item Code | Variable Description |
|------------------|--|
| 4068 | Specified Field Crop 6 LL Share |
| 4069 | Specified Field Crop 7 Code |
| 4070 | Specified Field Crop 7 Acres Harvested |
| 4071 | Specified Field Crop 7 Total Production |
| 4072 | Specified Field Crop 7 Acres Irrigated |
| 4073 | Specified Field Crop 7 Op Share |
| 4074 | Specified Field Crop 7 LL Share |
| 4075 | Specified Field Crop 8 Code |
| 4076 | Specified Field Crop 8 Acres Harvested |
| 4077 | Specified Field Crop 8 Total Production |
| 4078 | Specified Field Crop 8 Acres Irrigated |
| 4079 | Specified Field Crop 8 Op Share |
| 4080 | Specified Field Crop 8 LL Share |
| 4081 | Specified Field Crop 9 Code |
| 4082 | Specified Field Crop 9 Acres Harvested |
| 4083 | Specified Field Crop 9 Total Production |
| 4084 | Specified Field Crop 9 Acres Irrigated |
| 4085 | Specified Field Crop 9 Op Share |
| 4086 | Specified Field Crop 9 LL Share |
| 4087 | Specified Field Crop 10 Code |
| 4088 | Specified Field Crop 10 Acres Harvested |
| 4089 | Specified Field Crop 10 Total Production |
| 4090 | Specified Field Crop 10 Acres Irrigated |
| 4091 | Specified Field Crop 10 Op Share |
| 4092 | Specified Field Crop 10 LL Share |
| 4093 | Specified Field Crop 11 Code |
| 4094 | Specified Field Crop 11 Acres Harvested |
| 4095 | Specified Field Crop 11 Total Production |
| 4096 | Specified Field Crop 11 Acres Irrigated |
| 4097 | Specified Field Crop 11 Op Share |
| 4098 | Specified Field Crop 11 LL Share |

| Item Code | Variable Description |
|------------------|---|
| 4099 | Specified Field Crop 12 Code |
| 4100 | Specified Field Crop 12 Acres Harvested |
| 4101 | Specified Field Crop 12 Total Production |
| 4102 | Specified Field Crop 12 Acres Irrigated |
| 4103 | Specified Field Crop 12 Op Share |
| 4104 | Specified Field Crop 12 LL Share |
| 4105 | Specified Field Crop 13 Code |
| 4106 | Specified Field Crop 13 Acres Harvested |
| 4107 | Specified Field Crop 13 Total Production |
| 4108 | Specified Field Crop 13 Acres Irrigated |
| 4109 | Specified Field Crop 13 Op Share |
| 4110 | Specified Field Crop 13 LL Share |
| 4111 | Specified Field Crop 14 Code |
| 4112 | Specified Field Crop 14 Acres Harvested |
| 4113 | Specified Field Crop 14 Total Production |
| 4114 | Specified Field Crop 14 Acres Irrigated |
| 4115 | Specified Field Crop 14 Op Share |
| 4116 | Specified Field Crop 14 LL Share |
| 4117 | Specified Field Crop 15 Code |
| 4118 | Specified Field Crop 15 Acres Harvested |
| 4119 | Specified Field Crop 15 Total Production |
| 4120 | Specified Field Crop 15 Acres Irrigated |
| 4121 | Specified Field Crop 15 Op Share |
| 4122 | Specified Field Crop 15 LL Share |
| 4129 | Any Grain or Oilseed Storage?--Y/N |
| 4130 | Grain or Oilseed Storage, Bushels |
| 4131 | Any hay or forage crops? - Y/N |
| 4132 | Acres from Which All Hay & Forage was Harvested |
| 4133 | Acres from Which All Hay & Forage was Harvested Irrigated |
| 4134 | Alfalfa Hay Irrigated |

| Item Code | Variable Description |
|-----------|---|
| 4135 | Grass Silage/Haylage/Greenchop Harvested from Alfalfa |
| 4136 | Grass Silage/Haylage/Greenchop Produced from Alfalfa |
| 4137 | Grass Silage/Haylage/Greenchop Irrigated from Alfalfa |
| 4138 | Small Grain Hay Harvested |
| 4139 | Small Grain Hay Harvested |
| 4140 | Small Grain Hay Irrigated |
| 4141 | Other Tame Hay Harvested |
| 4142 | Other Tame Hay Harvested |
| 4143 | Other Tame Hay Irrigated |
| 4144 | Wild Hay Harvested |
| 4145 | Wild Hay Harvested |
| 4146 | Wild Hay Irrigated |
| 4147 | Grass Silage/Haylage/Greenchop Harv Not from Alfalfa |
| 4148 | Grass Silage/Haylage/Greenchop Prod Not from Alfalfa |
| 4149 | Grass Silage/Haylage/Greenchop Irrigated Not from Alfalfa |
| 4150 | Any Woodland Crops? - Y/N |
| 4151 | Cut Christmas Trees in Production |
| 4152 | Cut Christmas Trees Harvested |
| 4153 | Cut Christmas Trees Irrigated |
| 4154 | Christmas Trees Cut |
| 4155 | Short Rotation Woody Crops in Production |
| 4156 | Short Rotation Woody Crops Harvested |
| 4157 | Short Rotation Woody Crops Irrigated |
| 4158 | Maple Syrup Produced |
| 4159 | Maple Syrup Taps |
| 4160 | Any Nursery and Greenhouse Crops for Sale? - Y/N |
| 4161 | Horticultural Specialties Irrigated Under Protection |

| Item Code | Variable Description |
|------------------|---|
| 4162 | Horticultural Specialties Irrigated in the Open |
| 4163 | Specified Nursery Crop 1 Code |
| 4164 | Specified Nursery Crop 1 Acres Harvested |
| 4165 | Specified Nursery Crop 1 Under Protection |
| 4166 | Specified Nursery Crop 1 Acres in the Open |
| 4167 | Specified Nursery Crop 1 Value of Sales |
| 4168 | Specified Nursery Crop 2 Code |
| 4169 | Specified Nursery Crop 2 Acres Harvested |
| 4170 | Specified Nursery Crop 2 Under Protection |
| 4171 | Specified Nursery Crop 2 Acres in the Open |
| 4172 | Specified Nursery Crop 2 Value of Sales |
| 4173 | Specified Nursery Crop 3 Code |
| 4174 | Specified Nursery Crop 3 Acres Harvested |
| 4175 | Specified Nursery Crop 3 Under Protection |
| 4176 | Specified Nursery Crop 3 Acres in the Open |
| 4177 | Specified Nursery Crop 3 Value of Sales |
| 4178 | Specified Nursery Crop 4 Code |
| 4179 | Specified Nursery Crop 4 Acres Harvested |
| 4180 | Specified Nursery Crop 4 Under Protection |
| 4181 | Specified Nursery Crop 4 Acres in the Open |
| 4182 | Specified Nursery Crop 4 Value of Sales |
| 4183 | Specified Nursery Crop 5 Code |
| 4184 | Specified Nursery Crop 5 Acres Harvested |
| 4185 | Specified Nursery Crop 5 Under Protection |
| 4186 | Specified Nursery Crop 5 Acres in the Open |
| 4187 | Specified Nursery Crop 5 Value of Sales |
| 4188 | Specified Nursery Crop 6 Code |
| 4189 | Specified Nursery Crop 6 Acres Harvested |
| 4190 | Specified Nursery Crop 6 Under Protection |
| 4191 | Specified Nursery Crop 6 Acres in the Open |
| 4192 | Specified Nursery Crop 6 Value of Sales |

| Item Code | Variable Description |
|------------------|--|
| 4193 | Specified Nursery Crop 7 Code |
| 4194 | Specified Nursery Crop 7 Acres Harvested |
| 4195 | Specified Nursery Crop 7 Under Protection |
| 4196 | Specified Nursery Crop 7 Acres in the Open |
| 4197 | Specified Nursery Crop 7 Value of Sales |
| 4198 | Any Vegetables/Melons? - Y/N |
| 4199 | Land Used for Vegetables Harvested |
| 4200 | Land Used for Vegetables Irrigated |
| 4201 | Specified Vegetable Crop 1 Code |
| 4202 | Specified Vegetable Crop 1 Harv for Fresh Market |
| 4203 | Specified Vegetable Crop 1 Harv for Processing |
| 4204 | Specified Vegetable Crop 2 Code |
| 4205 | Specified Vegetable Crop 2 Harv for Fresh Market |
| 4206 | Specified Vegetable Crop 2 Harv for Processing |
| 4207 | Specified Vegetable Crop 3 Code |
| 4208 | Specified Vegetable Crop 3 Harvested Acres |
| 4209 | Specified Vegetable Crop 3 Harv for Fresh Market |
| 4210 | Specified Vegetable Crop 3 Harv for Processing |
| 4211 | Specified Vegetable Crop 4 Code |
| 4212 | Specified Vegetable Crop 4 Harvested Acres |
| 4213 | Specified Vegetable Crop 4 Harv for Fresh Market |
| 4214 | Specified Vegetable Crop 4 Harv for Processing |
| 4223 | Any Fruit or Nut Trees? - Y/N |
| 4224 | Total Fruit and Nut Acres |
| 4225 | Fruit and Nut Acres Irrigated |
| 4226 | Apple Crop Code |
| 4227 | Total Apple Acres |
| 4228 | Apples Bearing Acres |
| 4229 | Apples Nonbearing Acres |

| Item Code | Variable Description |
|------------------|---|
| 4230 | Dry Grapes Crop Code |
| 4231 | Dry Grapes Total Acres |
| 4232 | Dry Grapes Bearing Acres |
| 4233 | Dry Grapes NonBearing Acres |
| 4234 | Fresh Grapes Crop Code |
| 4235 | Fresh Grapes Total Acres |
| 4236 | Fresh Grapes Bearing Acres |
| 4237 | Fresh Grapes NonBearing Acres |
| 4238 | Clingstone Peach Crop Code |
| 4239 | Clingstone Peach Total Acres |
| 4240 | Clingstone Peach Bearing Acres |
| 4241 | Clingstone Peach NonBearing Acres |
| 4242 | Freestone Peach Crop Code |
| 4243 | Freestone Peach Total Acres |
| 4244 | Freestone Peach Bearing Acres |
| 4245 | Freestone Peach NonBearing Acres |
| 4246 | Valencia Orange Crop Code |
| 4247 | Valencia Orange Total Acres |
| 4248 | Valencia Orange Bearing Acres |
| 4249 | Valencia Orange NonBearing Acres |
| 4250 | Other than Valencia Orange Crop Code |
| 4251 | Other than Valencia Orange Total Acres |
| 4252 | Other than Valencia Orange Bearing Acres |
| 4253 | Other than Valencia Orange NonBearing Acres |
| 4254 | Specified Fruit and Nut Crop 1 Code |
| 4255 | Specified Fruit and Nut Crop 1 Total Acres |
| 4256 | Specified Fruit and Nut Crop 1 Bearing Acres |
| 4257 | Specified Fruit and Nut Crop 1 NonBearing Acres |
| 4258 | Specified Fruit and Nut Crop 2 Code |
| 4259 | Specified Fruit and Nut Crop 2 Total Acres |
| 4260 | Specified Fruit and Nut Crop 2 Bearing Acres |

| Item Code | Variable Description |
|-----------|---|
| 4261 | Specified Fruit and Nut Crop 2 NonBearing Acres |
| 4262 | Specified Fruit and Nut Crop 3 Code |
| 4263 | Specified Fruit and Nut Crop 3 Total Acres |
| 4264 | Specified Fruit and Nut Crop 3 Bearing Acres |
| 4265 | Specified Fruit and Nut Crop 3 NonBearing Acres |
| 4266 | Specified Fruit and Nut Crop 4 Code |
| 4267 | Specified Fruit and Nut Crop 4 Total Acres |
| 4268 | Specified Fruit and Nut Crop 4 Bearing Acres |
| 4269 | Specified Fruit and Nut Crop 4 NonBearing Acres |
| 4270 | Any Berries Harvested for Sale? Y/N |
| 4271 | Berries Total Acres |
| 4272 | Berries Irrigated Acres |
| 4273 | Blackberry and Dewberry Code |
| 4274 | Blackberry and Dewberry Acres |
| 4275 | Blackberry and Dewberry Harvested Acres |
| 4276 | Blackberry and Dewberry Acres Not Harvested |
| 4277 | Tame Blueberry Code |
| 4278 | Tame Blueberry Acres |
| 4279 | Tame Blueberry Harvested Acres |
| 4280 | Tame Blueberry Acres Not Harvested |
| 4281 | Wild Blueberry Code |
| 4282 | Wild Blueberry Acres |
| 4283 | Wild Blueberry Harvested Acres |
| 4284 | Wild Blueberry Acres Not Harvested |
| 4285 | Boysenberry Code |
| 4286 | Boysenberry Acres |
| 4287 | Boysenberry Harvested Acres |
| 4288 | Boysenberry Acres Not Harvested |
| 4289 | Cranberry Code |
| 4290 | Cranberry Acres |

| Item Code | Variable Description |
|------------------|---|
| 4291 | Cranberry Harvested Acres |
| 4292 | Cranberry Acres Not Harvested |
| 4293 | Currant Code |
| 4294 | Currant Acres |
| 4295 | Currant Harvested Acres |
| 4296 | Currant Acres Not Harvested |
| 4297 | Loganberry Code |
| 4298 | Loganberry Acres |
| 4299 | Loganberry Harvested Acres |
| 4300 | Loganberry Acres Not Harvested |
| 4301 | Strawberry Code |
| 4302 | Strawberry Acres |
| 4303 | Strawberry Harvested Acres |
| 4304 | Strawberry Acres Not Harvested |
| 4305 | Black Raspberry Crop Code |
| 4306 | Black Raspberries Total Acres |
| 4307 | Black Raspberry Acres Harvested |
| 4308 | Black Raspberry Acres Not Harvested |
| 4309 | Red Raspberry Crop Code |
| 4310 | Red Raspberries Total Acres |
| 4311 | Red Raspberries Acres Harvested |
| 4312 | Red Raspberries Acres Not Harvested |
| 4313 | Specified Other Berries Crop 1 Code |
| 4314 | Specified Other Berries Crop 1 Acres |
| 4315 | Specified Other Berries Crop 1 Harv Acres |
| 4316 | Specified Other Berries Crop 1 Not Harv Acres |
| 4317 | Specified Other Berries Crop 2 Code |
| 4318 | Specified Other Berries Crop 2 Acres |
| 4319 | Specified Other Berries Crop 2 Harv Acres |
| 4320 | Specified Other Berries Crop 2 Not Harv Acres |
| 4321 | Specified Other Berries Crop 3 Code |

| Item Code | Variable Description |
|-----------|---|
| 4322 | Specified Other Berries Crop 3 Acres |
| 4323 | Specified Other Berries Crop 3 Harv Acres |
| 4324 | Specified Other Berries Crop 3 Not Harv Acres |
| 4325 | Specified Other Berries Crop 4 Code |
| 4326 | Specified Other Berries Crop 4 Acres |
| 4327 | Specified Other Berries Crop 4 Harv Acres |
| 4328 | Specified Other Berries Crop 4 Not Harv Acres |
| 4329 | Any Cattle? - Y/N |
| 4330 | Beef Cow Inventory on Dec 31 |
| 4331 | Beef Cows Owned on Dec 31 |
| 4332 | Other Cattle Inventory on Dec 31 |
| 4333 | Other Cattle Owned on Dec 31 |
| 4334 | Calves under 500 Pounds Sold/Removed in 2007 |
| 4335 | Cattle over 500 Pounds Sold/Removed in 2007 |
| 4336 | Cattle on Feed--Inventory on Dec 31 |
| 4337 | Fattened Cattle Sold |
| 4338 | Any Sheep Owned? - Y/N |
| 4339 | Sheep and Lamb Owned Inventory on Dec 31 |
| 4340 | Sheep and Lambs Sold |
| 4341 | Wool Shorn |
| 4342 | Ewe Owned Inventory |
| 4343 | Any Poultry? - Y/N |
| 4344 | Layers- table egg types Inventory on Dec 31 |
| 4345 | Layers- table egg types Number Sold |
| 4346 | Layers- hatching for meat types Inventory on Dec 31 |
| 4347 | Layers- hatching for meat types Number Sold |
| 4348 | Layers- hatching for table eggs Inventory on Dec 31 |
| 4349 | Layers- hatching for table eggs Number Sold |
| 4350 | Pullet Inventory on Dec 31 |
| 4351 | Pullet Number Sold |

| Item Code | Variable Description |
|------------------|---|
| 4352 | Turkeys for Slaughter Inventory on Dec 31 |
| 4353 | Turkeys for Slaughter Number Sold |
| 4354 | Turkeys Hens for Breeding Inventory on Dec 31 |
| 4355 | Turkeys Hens for Breeding Number Sold |
| 4356 | Duck Inventory on Dec 31 |
| 4357 | Ducks Sold |
| 4358 | Emus Inventory on Dec 31 |
| 4359 | Emus Sold |
| 4360 | Goose Inventory on Dec 31 |
| 4361 | Geese Sold |
| 4362 | Ostriches Inventory on Dec 31 |
| 4363 | Ostriches Sold |
| 4364 | Pheasant Inventory on Dec 31 |
| 4365 | Pheasants Sold |
| 4366 | Pigeon or Squab Inventory on Dec 31 |
| 4367 | Pigeons or Squab Sold |
| 4368 | Quail Inventory on Dec 31 |
| 4369 | Quails Sold |
| 4370 | Poultry Hatched |
| 4371 | Any Hogs and Pigs? - Y/N |
| 4372 | Breeding Hog and Pig Inventory |
| 4373 | Other Hog and Pig Inventory |
| 4374 | Type of Hog Operation |
| 4380 | Type of Hog Producer |
| 4383 | Aquaculture? - Y/N |
| 4384 | Specified Aquaculture Code 1 |
| 4385 | Specified Aquaculture Code 1 Pounds Sold |
| 4386 | Specified Aquaculture Code 1 Number Sold |
| 4387 | Specified Aquaculture Code 1 Value of Sales |
| 4388 | Specified Aquaculture Code 2 |
| 4389 | Specified Aquaculture Code 2 Pounds Sold |

| Item Code | Variable Description |
|------------------|---|
| 4390 | Specified Aquaculture Code 2 Number Sold |
| 4391 | Specified Aquaculture Code 2 Value of Sales |
| 4392 | Specified Aquaculture Code 3 |
| 4393 | Specified Aquaculture Code 3 Pounds Sold |
| 4394 | Specified Aquaculture Code 3 Number Sold |
| 4395 | Specified Aquaculture Code 3 Value of Sales |
| 4396 | Specified Aquaculture Code 4 |
| 4397 | Specified Aquaculture Code 4 Pounds Sold |
| 4398 | Specified Aquaculture Code 4 Number Sold |
| 4399 | Specified Aquaculture Code 4 Value of Sales |
| 4400 | Specified Aquaculture Code 5 |
| 4401 | Specified Aquaculture Code 5 Pounds Sold |
| 4402 | Specified Aquaculture Code 5 Number Sold |
| 4403 | Specified Aquaculture Code 5 Value of Sales |
| 4404 | Any Colonies of Bees? - Y/N |
| 4405 | Colony of Bees Inventory on Dec 31 |
| 4406 | Colonies of Bees Sold |
| 4407 | Honey Produced |
| 4408 | Specified Crop 1 Pollinated by Bees |
| 4409 | Specified Crop 1 Acres Pollinated by Bees |
| 4410 | # of Colonies Owned Used on Specified Crop 1 |
| 4411 | # of Colonies Rented Used on Specified Crop 1 |
| 4412 | Specified Crop 2 Pollinated by Bees |
| 4413 | Specified Crop 2 Acres Pollinated by Bees |
| 4414 | # of Colonies Owned Used on Specified Crop 2 |
| 4415 | # of Colonies Rented Used on Specified Crop 2 |
| 4416 | Specified Crop 3 Pollinated by Bees |
| 4417 | Specified Crop 3 Acres Pollinated by Bees |
| 4418 | # of Colonies Owned Used on Specified Crop 3 |
| 4419 | # of Colonies Rented Used on Specified Crop 3 |
| 4428 | Any Other Livestock? - Y/N |

| Item Code | Variable Description |
|------------------|--|
| 4429 | Horse and Pony Inventory |
| 4430 | Horses and Ponies Sold |
| 4431 | Mule/Burro/Donkey Inventory |
| 4432 | Mules/Burros/Donkeys Sold |
| 4433 | Milk Goat Inventory |
| 4434 | Milk Goats Sold |
| 4435 | Angora Goat Inventory |
| 4436 | Angora Goats Sold |
| 4437 | Meat and Other Goat Inventory |
| 4438 | Meat and Other Goats Sold |
| 4439 | Alpacas Inventory |
| 4440 | Alpacas Sold |
| 4441 | Llama Inventory |
| 4442 | Llama Sold |
| 4443 | Bison Inventory |
| 4444 | Bison Sold |
| 4445 | Deer Inventory |
| 4446 | Deer Sold |
| 4447 | Elk Inventory |
| 4448 | Elk Sold |
| 4449 | Rabbit Inventory |
| 4450 | Rabbits or Their Pelts Sold |
| 4451 | Mink Inventory |
| 4452 | Mink or Their Pelts Sold |
| 4453 | Other Livestock Inventory |
| 4454 | Other Livestock Sold |
| 4455 | Mohair Clipped |
| 4456 | Other Livestock Products |
| 4457 | Other Livestock Products Unit Specified - indicator |
| 4458 | Wheat Sales - NUPC |
| 4459 | Soybean Sales - NUPC |

| Item Code | Variable Description |
|------------------|--|
| 4460 | Sorghum for Grain/Seed/Silage Sales - NUPC |
| 4461 | Barley Sales - NUPC |
| 4462 | Rice Sales - NUPC |
| 4463 | Oat Sales - NUPC |
| 4464 | Cotton and Cottonseed Sales - NUPC |
| 4465 | Cut Christmas Trees and Woody Crops Sales - NUPC |
| 4466 | Sheep and Goats Sales - NUPC |
| 4467 | Horses/Ponies/Mules Sales - NUPC |
| 4468 | Aquaculture Sales - NUPC |
| 4469 | Total Sales--NUPC |
| 4470 | Any Direct Sales? - Y/N |
| 4471 | Gross Value of Direct Sales |
| 4472 | Certified Organic? - Y/N |
| 4473 | Organic Cropland Harvested |
| 4474 | Organic Pastureland |
| 4475 | Sales for Organic Crops |
| 4476 | Organic Livestock Sales |
| 4477 | Organic Livestock Products Sales |
| 4478 | Acres Being Converted to Organic |
| 4479 | Receive Any CCC Loans? - Y/N |
| 4480 | Income from Recreational Services |
| 4481 | Rental Rate per Colony for Specified Crop 1 |
| 4482 | Rental Rate per Colony for Specified Crop 2 |
| 4483 | Rental Rate per Colony for Specified Crop 3 |
| 4486 | Organic Products? - Y/N |
| 4487 | Conts Interest Secured for Real Est |
| 4488 | Conts Interest Not Secured |
| 4489 | Contractor's Cash Rent Paid for Land & Buildings |
| 4490 | Conts Renting/Leasing Expense |
| 4491 | Hired Workers less than 150 Days |

| Item Code | Variable Description |
|-----------|---|
| 4492 | Hired Workers 150 Days or More |
| 4493 | Any Migrant Workers? - Y/N |
| 4494 | Trucks (Including Pickups) |
| 4495 | Tractors less than 40 H P |
| 4496 | Tractors 40 H P to 99 H P |
| 4497 | Tractors 100 H P or More |
| 4498 | Total Grain and Bean Combines |
| 4499 | Total Cotton Pickers and Strippers |
| 4500 | Total Forage Harvesters |
| 4501 | Total Hay Balers |
| 4502 | New Trucks (Including Pickups) |
| 4503 | New Tractors less than 40 H P |
| 4504 | New Tractors 40 H P to 99 H P |
| 4505 | New tractors 100 H P or More |
| 4506 | New Grain and Bean Combines |
| 4507 | New Cotton Pickers and Strippers |
| 4508 | New Forage Harvesters |
| 4509 | New Hay Balers |
| 4510 | Any Fertilizer or Chemicals? - Y/N |
| 4511 | Cropland Fertilized |
| 4512 | Pastureland Fertilized |
| 4513 | Acres on Which Manure Was Applied |
| 4514 | Land Treated for Insects on Hay or Other Crops |
| 4515 | Land Treated for Weeds in Crops and Pasture |
| 4516 | Land Treated for Nematodes in Crops |
| 4517 | Land Treated for Diseases in Crops and Orchards |
| 4518 | Crops on Which Chemicals for Defoliation Applied |
| 4519 | Any Cropland or Livestock on the Reservation? Y/N |
| 4520 | Type of Land Used in Reservation |
| 4521 | Acres on the Reservation |

| Item Code | Variable Description |
|------------------|---|
| 4522 | Cropland on the Reservation |
| 4523 | Any Livestock on the Reservation? - Y/N |
| 4524 | Percent of Livestock on the Reservation |
| 4525 | High Speed Internet Access? - Y/N |
| 4526 | More than 5000 Gallons of Water Used? - Y/N |
| 4527 | Receive water from Bureau of Reclamation? - Y/N |
| 4528 | Produce Agricultural products for fuel? - Y/N |
| 4529 | Use conservation methods? - Y/N |
| 4530 | Practice Management Intensive Grazing? - Y/N |
| 4531 | Graze any livestock on an AUM Basis? - Y/N |
| 4532 | Produce and Sell Value Added Products? - Y/N |
| 4533 | Market through CSA Arrangement? - Y/N |
| 4534 | Raise or Sell Veal Calves? - Y/N |
| 4535 | Raise or Sell Hair Sheep or Crosses? - Y/N |
| 4536 | Have a Barn Built Before 1960? - Y/N |
| 4537 | Number of Women Operators |
| 4538 | Principal Operator Days Worked Off Farm |
| 4539 | Principal Operator--Residence on Place |
| 4540 | Year Op 1 Began Operating Target Op |
| 4541 | Retirement Status - Operator 2 |
| 4542 | Operator 2-- Days Worked Off Farm |
| 4543 | Operator 2--Residence on Place |
| 4544 | Year Op 2 Began Operating Target Op |
| 4546 | Operator 3--Principal Occupation |
| 4547 | Retirement Status - Operator 3 |
| 4548 | Operator 3 Days Worked Off Farm |
| 4549 | Operator 3--Residence on Place |
| 4550 | Year Op 3 Began Operating Target Op |
| 4551 | Principal Operator--Hired Manager? Y/N |
| 4552 | Operator 2--Number of Persons Living in Household |

| Item Code | Variable Description |
|-----------|--|
| 4553 | Operator 2--Is Hired Manager? Y/N |
| 4554 | Operator 3--Spanish Origin |
| 4555 | Operator 3 Race-- American Indian or Alaska Native |
| 4556 | Operator 3 Race-- Mainland Only: Asian |
| 4557 | Operator 3 Race-- Black |
| 4558 | Operator 3 Race-- Mainland Only: Native Hawaiian or Pacific Islander |
| 4559 | Operator 3 Race-- White |
| 4560 | Highest Level of Formal Education of Operator 3 |
| 4561 | Operator 3--Number of Persons Living in Household |
| 4562 | Operator 3--Is Hired Manager? Y/N |
| 4563 | Household Income of Principal Operator |
| 4564 | Principal Operator--Percent of Income from the Operation |
| 4565 | Possible Duplicate - Y/N? |
| 4566 | Any Other Farm - Y/N? |
| 4567 | Received Form for Other Farm - Y/N? |
| 4568 | Included Other Farm on this Form - Y/N? |
| 4569 | Corn for Grain/Seed/Silage Sales - NUPC |
| 4570 | Tobacco Sales - NUPC |
| 4571 | Nursery and Greenhouse Sales - NUPC |
| 4572 | Other Animals and Other Animal Product Sales - NUPC |
| 4573 | Specified Nursery Crop 8 Code |
| 4574 | Specified Nursery Crop 8 Acres Harvested |
| 4575 | Specified Nursery Crop 8 Under Protection |
| 4576 | Specified Nursery Crop 8 Acres in the Open |
| 4577 | Specified Nursery Crop 8 Value of Sales |
| 4578 | Specified Nursery Crop 9 Code |
| 4579 | Specified Nursery Crop 9 Acres Harvested |
| 4580 | Specified Nursery Crop 9 Under Protection |
| 4581 | Specified Nursery Crop 9 Acres in the Open |

| Item Code | Variable Description |
|------------------|---|
| 4582 | Specified Nursery Crop 9 Value of Sales |
| 4583 | Specified Nursery Crop 10 Code |
| 4584 | Specified Nursery Crop 10 Acres Harvested |
| 4585 | Specified Nursery Crop 10 Under Protection |
| 4586 | Specified Nursery Crop 10 Acres in the Open |
| 4587 | Specified Nursery Crop 10 Value of Sales |
| 4588 | Specified Nursery Crop 11 Code |
| 4589 | Specified Nursery Crop 11 Acres Harvested |
| 4590 | Specified Nursery Crop 11 Under Protection |
| 4591 | Specified Nursery Crop 11 Acres in the Open |
| 4592 | Specified Nursery Crop 11 Value of Sales |
| 4593 | Specified Nursery Crop 12 Code |
| 4594 | Specified Nursery Crop 12 Acres Harvested |
| 4595 | Specified Nursery Crop 12 Under Protection |
| 4596 | Specified Nursery Crop 12 Acres in the Open |
| 4597 | Specified Nursery Crop 12 Value of Sales |
| 4598 | Specified Nursery Crop 13 Code |
| 4599 | Specified Nursery Crop 13 Acres Harvested |
| 4600 | Specified Nursery Crop 13 Under Protection |
| 4601 | Specified Nursery Crop 13 Acres in the Open |
| 4602 | Specified Nursery Crop 13 Value of Sales |
| 4603 | Specified Nursery Crop 14 Code |
| 4604 | Specified Nursery Crop 14 Acres Harvested |
| 4605 | Specified Nursery Crop 14 Under Protection |
| 4606 | Specified Nursery Crop 14 Acres in the Open |
| 4607 | Specified Nursery Crop 14 Value of Sales |
| 4608 | Specified Nursery Crop 15 Code |
| 4609 | Specified Nursery Crop 15 Acres Harvested |
| 4610 | Specified Nursery Crop 15 Under Protection |
| 4611 | Specified Nursery Crop 15 Acres in the Open |
| 4612 | Specified Nursery Crop 15 Value of Sales |

| Item Code | Variable Description |
|------------------|---|
| 4613 | Specified Nursery Crop 16 Code |
| 4614 | Specified Nursery Crop 16 Acres Harvested |
| 4615 | Specified Nursery Crop 16 Under Protection |
| 4616 | Specified Nursery Crop 16 Acres in the Open |
| 4617 | Specified Nursery Crop 16 Value of Sales |
| 4618 | Specified Vegetable Crop 5 Code |
| 4619 | Specified Vegetable Crop 5 Harvested Acres |
| 4620 | Specified Vegetable Crop 5 Harv for Fresh Market |
| 4621 | Specified Vegetable Crop 5 Harv for Processing |
| 4622 | Specified Vegetable Crop 6 Code |
| 4623 | Specified Vegetable Crop 6 Harvested Acres |
| 4624 | Specified Vegetable Crop 6 Harv for Fresh Market |
| 4625 | Specified Vegetable Crop 6 Harv for Processing |
| 4626 | Specified Vegetable Crop 7 Code |
| 4627 | Specified Vegetable Crop 7 Harvested Acres |
| 4628 | Specified Vegetable Crop 7 Harv for Fresh Market |
| 4629 | Specified Vegetable Crop 7 Harv for Processing |
| 4630 | Specified Vegetable Crop 8 Code |
| 4631 | Specified Vegetable Crop 8 Harvested Acres |
| 4632 | Specified Vegetable Crop 8 Harv for Fresh Market |
| 4633 | Specified Vegetable Crop 8 Harv for Processing |
| 4634 | Specified Vegetable Crop 9 Code |
| 4635 | Specified Vegetable Crop 9 Harvested Acres |
| 4636 | Specified Vegetable Crop 9 Harv for Fresh Market |
| 4637 | Specified Vegetable Crop 9 Harv for Processing |
| 4638 | Specified Vegetable Crop 10 Code |
| 4639 | Specified Vegetable Crop 10 Harvested Acres |
| 4640 | Specified Vegetable Crop 10 Harv for Fresh Market |

| Item Code | Variable Description |
|-----------|---|
| 4641 | Specified Vegetable Crop 10 Harv for Processing |
| 4642 | Specified Vegetable Crop 11 Code |
| 4643 | Specified Vegetable Crop 11 Harvested Acres |
| 4644 | Specified Vegetable Crop 11 Harv for Fresh Market |
| 4645 | Specified Vegetable Crop 11 Harv for Processing |
| 4646 | Specified Vegetable Crop 12 Code |
| 4647 | Specified Vegetable Crop 12 Harvested Acres |
| 4648 | Specified Vegetable Crop 12 Harv for Fresh Market |
| 4649 | Specified Vegetable Crop 12 Harv for Processing |
| 4650 | Specified Fruit and Nut Crop 5 Code |
| 4651 | Specified Fruit and Nut Crop 5 Total Acres |
| 4652 | Specified Fruit and Nut Crop 5 Bearing Acres |
| 4653 | Specified Fruit and Nut Crop 5 NonBearing Acres |
| 4654 | Specified Fruit and Nut Crop 6 Code |
| 4655 | Specified Fruit and Nut Crop 6 Total Acres |
| 4656 | Specified Fruit and Nut Crop 6 Bearing Acres |
| 4657 | Specified Fruit and Nut Crop 6 NonBearing Acres |
| 4658 | Specified Fruit and Nut Crop 7 Code |
| 4659 | Specified Fruit and Nut Crop 7 Total Acres |
| 4660 | Specified Fruit and Nut Crop 7 Bearing Acres |
| 4661 | Specified Fruit and Nut Crop 7 NonBearing Acres |
| 4662 | Specified Fruit and Nut Crop 8 Code |
| 4663 | Specified Fruit and Nut Crop 8 Total Acres |
| 4664 | Specified Fruit and Nut Crop 8 Bearing Acres |
| 4665 | Specified Fruit and Nut Crop 8 NonBearing Acres |
| 4666 | Specified Fruit and Nut Crop 9 Code |
| 4667 | Specified Fruit and Nut Crop 9 Total Acres |

| Item Code | Variable Description |
|------------------|--|
| 4668 | Specified Fruit and Nut Crop 9 Bearing Acres |
| 4669 | Specified Fruit and Nut Crop 9 NonBearing Acres |
| 4670 | Specified Fruit and Nut Crop 10 Code |
| 4671 | Specified Fruit and Nut Crop 10 Total Acres |
| 4672 | Specified Fruit and Nut Crop 10 Bearing Acres |
| 4673 | Specified Fruit and Nut Crop 10 NonBearing Acres |
| 4674 | Specified Fruit and Nut Crop 11 Code |
| 4675 | Specified Fruit and Nut Crop 11 Total Acres |
| 4676 | Specified Fruit and Nut Crop 11 Bearing Acres |
| 4677 | Specified Fruit and Nut Crop 11 NonBearing Acres |
| 4678 | Specified Fruit and Nut Crop 12 Code |
| 4679 | Specified Fruit and Nut Crop 12 Total Acres |
| 4680 | Specified Fruit and Nut Crop 12 Bearing Acres |
| 4681 | Specified Fruit and Nut Crop 12 NonBearing Acres |
| 4682 | Specified Fruit and Nut Crop 13 Code |
| 4683 | Specified Fruit and Nut Crop 13 Total Acres |
| 4684 | Specified Fruit and Nut Crop 13 Bearing Acres |
| 4685 | Specified Fruit and Nut Crop 13 NonBearing Acres |
| 4686 | Specified Fruit and Nut Crop 14 Code |
| 4687 | Specified Fruit and Nut Crop 14 Total Acres |
| 4688 | Specified Fruit and Nut Crop 14 Bearing Acres |
| 4689 | Specified Fruit and Nut Crop 14 NonBearing Acres |
| 4690 | Income from Straw and Other Crop Residue |
| 4701 | Specified Crop 4 Pollinated by Bees |
| 4702 | Specified Crop 4 Acres Pollinated by Bees |
| 4703 | # of Colonies Owned Used on Specified Crop 4 |
| 4704 | # of Colonies Rented Used on Specified Crop 4 |
| 4705 | Rental Rate per Colony for Specified Crop 4 |

| Item Code | Variable Description |
|------------------|--|
| 4706 | Specified Crop 5 Pollinated by Bees |
| 4707 | Specified Crop 5 Acres Pollinated by Bees |
| 4708 | # of Colonies Owned Used on Specified Crop 5 |
| 4709 | # of Colonies Rented Used on Specified Crop 5 |
| 4710 | Rental Rate per Colony for Specified Crop 5 |
| 4711 | Specified Crop 6 Pollinated by Bees |
| 4712 | Specified Crop 6 Acres Pollinated by Bees |
| 4713 | # of Colonies Owned Used on Specified Crop 6 |
| 4714 | # of Colonies Rented Used on Specified Crop 6 |
| 4715 | Rental Rate per Colony for Specified Crop 6 |
| 4716 | Specified Crop 7 Pollinated by Bees |
| 4717 | Specified Crop 7 Acres Pollinated by Bees |
| 4721 | Specified Crop 8 Pollinated by Bees |
| 4718 | # of Colonies Owned Used on Specified Crop 7 |
| 4719 | # of Colonies Rented Used on Specified Crop 7 |
| 4720 | Rental Rate per Colony for Specified Crop 7 |
| 4722 | Specified Crop 8 Acres Pollinated by Bees |
| 4723 | # of Colonies Owned Used on Specified Crop 8 |
| 4724 | # of Colonies Rented Used on Specified Crop 8 |
| 4725 | Rental Rate per Colony for Specified Crop 8 |
| 4726 | Specified Crop 9 Pollinated by Bees |
| 4727 | Specified Crop 9 Acres Pollinated by Bees |
| 4728 | # of Colonies Owned Used on Specified Crop 9 |
| 4729 | # of Colonies Rented Used on Specified Crop 9 |
| 4730 | Rental Rate per Colony for Specified Crop 9 |
| 4731 | Specified Crop 10 Pollinated by Bees |
| 4732 | Specified Crop 10 Acres Pollinated by Bees |
| 4733 | # of Colonies Owned Used on Specified Crop 10 |
| 4734 | # of Colonies Rented Used on Specified Crop 10 |
| 4735 | Rental Rate per Colony for Specified Crop 10 |
| 4736 | Specified Crop 11 Pollinated by Bees |

| Item Code | Variable Description |
|------------------|--|
| 4737 | Specified Crop 11 Acres Pollinated by Bees |
| 4738 | # of Colonies Owned Used on Specified Crop 11 |
| 4739 | # of Colonies Rented Used on Specified Crop 11 |
| 4740 | Rental Rate per Colony for Specified Crop 11 |
| 4741 | Specified Crop 12 Pollinated by Bees |
| 4742 | Specified Crop 12 Acres Pollinated by Bees |
| 4743 | # of Colonies Owned Used on Specified Crop 12 |
| 4744 | # of Colonies Rented Used on Specified Crop 12 |
| 4745 | Rental Rate per Colony for Specified Crop 12 |
| 4746 | Specified Crop 13 Pollinated by Bees |
| 4747 | Specified Crop 13 Acres Pollinated by Bees |
| 4748 | # of Colonies Owned Used on Specified Crop 13 |
| 4749 | # of Colonies Rented Used on Specified Crop 13 |
| 4750 | Rental Rate per Colony for Specified Crop 13 |
| 4751 | Specified Crop 14 Pollinated by Bees |
| 4752 | Specified Crop 14 Acres Pollinated by Bees |
| 4753 | # of Colonies Owned Used on Specified Crop 14 |
| 4754 | # of Colonies Rented Used on Specified Crop 14 |
| 4755 | Rental Rate per Colony for Specified Crop 14 |
| 4756 | Specified Crop 15 Pollinated by Bees |
| 4757 | Specified Crop 15 Acres Pollinated by Bees |
| 4758 | # of Colonies Owned Used on Specified Crop 15 |
| 4759 | # of Colonies Rented Used on Specified Crop 15 |
| 4760 | Rental Rate per Colony for Specified Crop 15 |
| 4761 | Specified Crop 16 Pollinated by Bees |
| 4762 | Specified Crop 16 Acres Pollinated by Bees |
| 4763 | # of Colonies Owned Used on Specified Crop 16 |
| 4764 | # of Colonies Rented Used on Specified Crop 16 |
| 4765 | Rental Rate per Colony for Specified Crop 16 |
| 4766 | Specified Crop 17 Pollinated by Bees |
| 4767 | Specified Crop 17 Acres Pollinated by Bees |

| Item Code | Variable Description |
|------------------|--|
| 4768 | # of Colonies Owned Used on Specified Crop 17 |
| 4769 | # of Colonies Rented Used on Specified Crop 17 |
| 4770 | Rental Rate per Colony for Specified Crop 17 |
| 4771 | Specified Crop 18 Pollinated by Bees |
| 4772 | Specified Crop 18 Acres Pollinated by Bees |
| 4773 | # of Colonies Owned Used on Specified Crop 18 |
| 4774 | # of Colonies Rented Used on Specified Crop 18 |
| 4775 | Rental Rate per Colony for Specified Crop 18 |
| 4776 | Specified Crop 19 Pollinated by Bees |
| 4777 | Specified Crop 19 Acres Pollinated by Bees |
| 4778 | # of Colonies Owned Used on Specified Crop 19 |
| 4779 | # of Colonies Rented Used on Specified Crop 19 |
| 4780 | Rental Rate per Colony for Specified Crop 19 |
| 4781 | Specified Crop 20 Pollinated by Bees |
| 4782 | Specified Crop 20 Acres Pollinated by Bees |
| 4783 | # of Colonies Owned Used on Specified Crop 20 |
| 4784 | # of Colonies Rented Used on Specified Crop 20 |
| 4785 | Rental Rate per Colony for Specified Crop 20 |
| 4786 | Specified Crop 21 Pollinated by Bees |
| 4787 | Specified Crop 21 Acres Pollinated by Bees |
| 4788 | # of Colonies Owned Used on Specified Crop 21 |
| 4789 | # of Colonies Rented Used on Specified Crop 21 |
| 4790 | Rental Rate per Colony for Specified Crop 21 |
| 4791 | Value of All Leased Machinery and Implements |
| 4801 | Corn for Grain Total Production Unit |
| 4802 | Corn for Grain Prod Used on Oper Unit |
| 4803 | Landlord Share of Corn for Grain Prod Unit |
| 4804 | Corn for Silage Total Production Unit |
| 4805 | Corn for Silage Prod Used on Oper Unit |
| 4806 | Landlord Share of Corn for Silage Prod Unit |
| 4807 | Oats for Grain Total Production Unit |

| Item Code | Variable Description |
|------------------|--|
| 4808 | Oats for Grain Prod Used on Oper Unit |
| 4809 | Landlord Share of Oats for Grain Unit |
| 4810 | Soybean Total Production Unit |
| 4811 | Soybean Prod Used on Oper Unit |
| 4812 | Landlord Share of Soybean Prod Unit |
| 4813 | Winter Wheat Total Production Unit |
| 4814 | Winter Wheat Prod Used on Oper Unit |
| 4815 | Landlord Share of Winter Wheat Prod Unit |
| 4816 | Burley Tobacco Total Production Unit |
| 4818 | Landlord Share of Burley Tobacco Prod Unit |
| 4819 | Specified Field Crop 1 Total Production Unit |
| 4820 | Specified Field Crop 1 Op Share Unit |
| 4821 | Specified Field Crop 1 LL Share Unit |
| 4822 | Specified Field Crop 2 Total Production Unit |
| 4823 | Specified Field Crop 2 Op Share Unit |
| 4824 | Specified Field Crop 2 LL Share Unit |
| 4825 | Specified Field Crop 3 Total Production Unit |
| 4826 | Specified Field Crop 3 Op Share Unit |
| 4827 | Specified Field Crop 3 LL Share Unit |
| 4828 | Specified Field Crop 4 Total Production Unit |
| 4829 | Specified Field Crop 4 Op Share Unit |
| 4830 | Specified Field Crop 4 LL Share Unit |
| 4831 | Specified Field Crop 5 Total Production Unit |
| 4832 | Specified Field Crop 5 Op Share Unit |
| 4833 | Specified Field Crop 5 LL Share Unit |
| 4834 | Specified Field Crop 6 Total Production Unit |
| 4835 | Specified Field Crop 6 Op Share Unit |
| 4836 | Specified Field Crop 6 LL Share Unit |
| 4837 | Specified Field Crop 7 Total Production Unit |
| 4838 | Specified Field Crop 7 Op Share Unit |
| 4839 | Specified Field Crop 7 LL Share Unit |

| Item Code | Variable Description |
|------------------|---|
| 4840 | Specified Field Crop 8 Total Production Unit |
| 4841 | Specified Field Crop 8 Op Share Unit |
| 4842 | Specified Field Crop 8 LL Share Unit |
| 4843 | Specified Field Crop 9 Total Production Unit |
| 4844 | Specified Field Crop 9 Op Share Unit |
| 4845 | Specified Field Crop 9 LL Share Unit |
| 4846 | Specified Field Crop 10 Total Production Unit |
| 4847 | Specified Field Crop 10 Op Share Unit |
| 4848 | Specified Field Crop 10 LL Share Unit |
| 4849 | Specified Field Crop 11 Total Production Unit |
| 4850 | Specified Field Crop 11 Op Share Unit |
| 4851 | Specified Field Crop 11 LL Share Unit |
| 4852 | Specified Field Crop 12 Total Production Unit |
| 4853 | Specified Field Crop 12 Op Share Unit |
| 4854 | Specified Field Crop 12 LL Share Unit |
| 4855 | Specified Field Crop 13 Total Production Unit |
| 4856 | Specified Field Crop 13 Op Share Unit |
| 4857 | Specified Field Crop 13 LL Share Unit |
| 4858 | Specified Field Crop 14 Total Production Unit |
| 4859 | Specified Field Crop 14 Op Share Unit |
| 4860 | Specified Field Crop 14 LL Share Unit |
| 4861 | Specified Field Crop 15 Total Production Unit |
| 4862 | Specified Field Crop 15 Op Share Unit |
| 4863 | Specified Field Crop 15 LL Share Unit |
| 9901 | Response Code |
| 9902 | Respondent Code |
| 9903 | Mode Code |
| 9910 | Enumeration Date |
| 4123 | Flue-cured Tobacco Code |
| 4124 | Flue-cured Tobacco Harvested Acres |
| 4125 | Flue-cured Tobacco Total Production |

| Item Code | Variable Description |
|-----------|--|
| 4864 | Flue-cured Tobacco Total Production Unit |
| 4126 | Flue-cured Tobacco Irrigated Acres |
| 4128 | Landlord Share of Flue-cured Tobacco Prod |
| 4866 | Landlord Share of Flue-cured Tobacco Prod Unit |
| 4215 | Other Tobacco Code |
| 4216 | Other Tobacco Harvested Acres |
| 4217 | Other Tobacco Total Production |
| 4867 | Other Tobacco Total Production Unit |
| 4218 | Other Tobacco Irrigated Acres |
| 4220 | Landlord Share of Other Tobacco Prod |
| 4869 | Landlord Share of Other Tobacco Prod Unit |
| 919 | Selected POID |