



OPCW

Conference of the States Parties

Tenth Session
7 – 11 November 2005

C-10/4
8 November 2005
Original: ENGLISH

REPORT OF THE OPCW

ON THE IMPLEMENTATION OF
THE CONVENTION ON THE PROHIBITION OF THE
DEVELOPMENT, PRODUCTION, STOCKPILING
AND USE OF CHEMICAL WEAPONS
AND ON THEIR DESTRUCTION

IN 2004



C-10/4
page ii

(blank page)

TABLE OF CONTENTS

INTRODUCTION AND OVERVIEW	1
1. VERIFICATION ACTIVITIES	4
CHEMICAL DEMILITARISATION.....	6
OVERVIEW OF INSPECTION ACTIVITIES.....	8
TECHNICAL SUPPORT FOR VERIFICATION ACTIVITIES.....	10
OTHER ACTIVITIES	10
2. INTERNATIONAL COOPERATION, ASSISTANCE, AND PROTECTION, AND IMPLEMENTATION SUPPORT	11
INTERNATIONAL COOPERATION.....	11
ASSISTANCE AND PROTECTION.....	12
IMPLEMENTATION SUPPORT	14
3. POLICY-MAKING ORGANS	16
ACTIVITIES OF THE CONFERENCE OF THE STATES PARTIES.....	16
ACTIVITIES OF THE EXECUTIVE COUNCIL	16
ACTIVITIES OF SUBSIDIARY BODIES	17
4. EXTERNAL RELATIONS.....	18
OUTREACH ACTIVITIES.....	18
MEDIA AND PUBLIC AFFAIRS	19
HEADQUARTERS AGREEMENT.....	19
5. EXECUTIVE MANAGEMENT AND ADMINISTRATION	20
ADMINISTRATIVE AND BUDGETARY MATTERS	20
INTERNAL OVERSIGHT	21
LEGAL ACTIVITIES	21
CONFIDENTIALITY AND SECURITY	22
HEALTH AND SAFETY	22

TABLE OF ANNEXES

ANNEX 1	STATES PARTIES TO THE CHEMICAL WEAPONS CONVENTION AS AT 31 DECEMBER 2004	23
ANNEX 2	LIST OF CHEMICAL AGENTS DECLARED AND DESTROYED AS AT 31 DECEMBER 2004	25
ANNEX 3	NUMBER OF STATES PARTIES THAT HAD DECLARED RIOT-CONTROL AGENTS, BY TYPE OF AGENT, AS AT 31 DECEMBER 2004.....	27
ANNEX 4	DECLARED AND INSPECTABLE SCHEDULE 2 FACILITIES AS AT 31 DECEMBER 2004.....	28
ANNEX 5	DECLARED AND INSPECTABLE SCHEDULE 3 FACILITIES AS AT 31 DECEMBER 2004.....	29
ANNEX 6	DECLARED AND INSPECTABLE DOC/PSF FACILITIES AS AT 31 DECEMBER 2004.....	30
ANNEX 7	LIST OF DESIGNATED OPCW LABORATORIES AS AT 31 DECEMBER 2004.....	32
ANNEX 8	SUBMISSIONS RECEIVED BY THE TECHNICAL SECRETARIAT FROM STATES PARTIES REGARDING THEIR NATIONAL PROTECTION PROGRAMMES IN ACCORDANCE WITH ARTICLE X, PARAGRAPH 4 OF THE CHEMICAL WEAPONS CONVENTION AS AT 31 DECEMBER 2004	35
ANNEX 9	ASSISTANCE MEASURES ELECTED BY STATES PARTIES UNDER ARTICLE X, PARAGRAPH 7, OF THE CHEMICAL WEAPONS CONVENTION	37
ANNEX 10	THE FINANCIAL SITUATION OF THE OPCW AS AT 31 DECEMBER 2004.....	39
ANNEX 11	INTERNATIONAL AGREEMENTS AND LEGAL INSTRUMENTS REGISTERED BY THE TECHNICAL SECRETARIAT FROM 1 JANUARY TO 31 DECEMBER 2004.....	42

INTRODUCTION AND OVERVIEW

In the course of 2004, the Organisation for the Prohibition of Chemical Weapons (OPCW) continued its vigorous efforts to accomplish the many tasks relevant to its mission. Verification activities increased, demanding a more focussed and efficient approach from the Inspectorate. Outreach efforts to promote the Chemical Weapons Convention (hereinafter “the Convention”) were expanded, and membership in the OPCW grew from 158 to 167 States Parties. At the same time, increased efforts were made, through international cooperation and assistance programmes and projects, to assist individual Member States in their implementation of the Convention. Below are some of the significant accomplishments of the reporting period.

Significant accomplishments in 2004

1. The accession of the Libyan Arab Jamahiriya to the Convention during the reporting period gave renewed relevance and purpose to both the Convention and the OPCW. The process of disarmament taking place in the Libyan Arab Jamahiriya confirms the validity of multilateral organisations and their essential contribution to creating and preserving international peace and security.
2. The accession by the Libyan Arab Jamahiriya also prompted the Executive Council (hereinafter “the Council”) to recommend to States Parties the adoption of a change to the Verification Annex to the Convention (hereinafter “the Verification Annex”) permitting any State Party that joins the Convention six years or more after its entry into force to submit a request to convert a chemical weapons production facility (CWPF) for purposes not prohibited under the Convention. This change was approved by the States Parties and entered into force on 31 January 2005.

Outreach and partnerships

3. The OPCW continued to strengthen its ties to, and work closely with, the United Nations (UN) and other international and regional organisations in order to sustain and reinforce the efforts the international community made in pursuit of disarmament and non-proliferation.
4. The adoption of UN Security Council Resolution 1540 (2004) during the reporting period further defined the OPCW’s contribution to the historic fight against the global threat posed by terrorism. The OPCW cooperated closely with the Committee established by the Security Council pursuant to Resolution 1540, as well as with the Counterterrorism Committee established by SCR 1373 (2001), and initiated contact with the Executive Directorate of that Committee. The Council’s own open-ended working group on terrorism also continued its discussions on the OPCW’s contribution to anti-terrorist efforts. Pursuant to the Council’s 2001 decision on these efforts, and mindful of the related UN Security Council resolutions, the Technical Secretariat (hereinafter “the Secretariat”) maintained its contacts with international, regional, and subregional, organisations involved in counter-terrorism, in order to identify how, in accordance with their respective mandates, they could share information and expertise, and coordinate programme activities.

5. During the reporting period, the Secretariat and States Parties continued their efforts on a number of fronts to foster the full, effective, and non-discriminatory implementation of the Convention by all States Parties, in accordance with the plan of action regarding the implementation of Article VII obligations, which the Conference had adopted at its Eighth Session in October 2003. Activities included technical-assistance visits, legislative-drafting sessions, regional and subregional workshops, and special briefings. The Secretariat also submitted a number of progress reports on the plan of action to the Council and the Conference. By the end of the reporting period much remained to be done, and efforts by all sides were expected to intensify in the lead-up to the Tenth Session of the Conference in November 2005—the deadline in the plan of action for completion of the measures it calls for.
6. Additionally, in November 2004 the European Union (EU) approved a Joint Action to extend its support for the activities of the OPCW within the overall framework of the EU Strategy against Proliferation of Weapons of Mass Destruction. Through this decision, the EU will provide around EUR 1.8 million to support OPCW activities concerned with universal adherence to the Convention, national implementation by States Parties, and international cooperation in the peaceful uses of chemistry.

Progress towards universal adherence

7. Good progress towards universal adherence to the Convention—a core objective of the OPCW—continued during the period under review, with 9 new States Parties joining the Convention in 2004, thus bringing the number of States Parties to 167 by the end of the year. New States Parties included 6 signatory States—Chad, Madagascar, Marshall Islands, Rwanda, Saint Kitts and Nevis, and Sierra Leone—and 3 non-signatory States: Libyan Arab Jamahiriya, Tuvalu, and Solomon Islands.

Progress in chemical weapons disarmament and non-proliferation

8. The period under review witnessed notable progress towards achieving 2 other core objectives of the OPCW, chemical weapons disarmament and non-proliferation. During the year under review, 331 inspections were conducted at 225 sites in 56 States Parties. All mandated inspection activities were achieved: The destruction of chemical weapons proceeded in accordance with the requirements of the Convention, as did inspections of chemical-industry and other inspectable facilities under Article VI of the Convention.

International cooperation, assistance, and protection

9. Steady progress towards meeting other OPCW core objectives relating to international cooperation, assistance, and protection continued in 2004. Additionally, implementation-support activities by the Secretariat, together with assistance provided by Member States, furthered the objectives of the plan of action regarding the implementation of Article VII obligations.

Executive management and administration

10. The year under review witnessed an important structural change in the way the OPCW Programme and Budget was prepared, submitted, and adopted, as a result of the stepwise introduction of results-based budgeting (RBB). While further refinements and adjustments will undoubtedly be required, RBB will enhance programme delivery, and help the Secretariat to provide more and better-focussed information to Member States, in 2005 and beyond.

1. VERIFICATION ACTIVITIES

Initial declarations

- 1.1 By 31 December 2004, 156, or 93%, of the 167 States Parties had submitted their initial declarations to the Secretariat. The other 11 were Afghanistan, Cape Verde, Madagascar, Marshall Islands, Mozambique, Saint Vincent and the Grenadines, Sierra Leone, Solomon Islands, Timor-Leste, Tonga, and Tuvalu.

Declarations under Article III

- 1.2 By the end of 2004, 6 States Parties—Albania, India, Libyan Arab Jamahiriya, Russian Federation, United States of America, and a State Party—had between them declared approximately 71,400 metric tonnes of Category 1 and 2 chemical weapons contained in about 8,260,000 munitions and containers, and 416,300 items of Category 3 chemical weapons. Information on the chemical-warfare agents declared and destroyed as at 31 December 2004 is provided in Annex 2.

Declarations of riot-control agents

- 1.3 During the reporting period, the Secretariat received 6 new declarations of riot-control agents. Thus, by the end of the year, 109 States Parties had declared such agents: 94 had declared CS/CB agents; 62, the CN type; and 30, other types. Information on the riot-control agents declared as at 31 December 2004 is provided in Annex 3.

Declarations under Article VI

- 1.4 By the end of 2004, 5,575 facilities around the world remained within the scope of the Convention's Article VI verification regime. The following table lists, by type, the number of facilities that had been declared by then.

FACILITIES, BY TYPE, DECLARED AS AT 31 DECEMBER 2004

Type of Facility	Number of States Parties That Had Made Declarations ¹	Number of Facilities Declared	Number of Facilities and States Parties Subject to Inspection
Schedule 1	21	27	27/21
Schedule 2	36	433	155/22
Schedule 3	34	508	425/34
OCPF ²	73	4,607	4,427/71

- 1.5 As at 31 December 2004, States Parties had made the following declarations:
- (a) Twenty-one had declared 27 Schedule 1 facilities subject to systematic verification: 8 single small-scale facilities, 17 other facilities for protective

¹ Includes annual declarations on anticipated activities and annual declarations on past activities.

² Other chemical production facility

purposes, and 2 other facilities for medical, pharmaceutical, and research purposes.

- (b) Thirty-six had declared 433 Schedule 2 plant sites in their annual declarations of activities for the previous 3 years or in their annual declarations on anticipated activities for 2005. Of these plant sites, 155 in 22 States Parties were above the verification threshold.
- (c) Thirty-four had declared 508 Schedule 3 plant sites in their annual declarations of past activities for 2003 or annual declarations of anticipated activities for 2005. Of these plant sites, 425 in 34 States Parties were above the verification threshold.
- (d) Seventy-three had declared 4,607 plant sites producing discrete organic chemicals (DOCs). Of these plant sites, 4,427 in 71 States Parties were above the verification threshold.

1.6 Details on declared and inspectable facilities are provided in Annexes 4, 5, and 6.

Transfers of scheduled chemicals

- 1.7 During the reporting period, the Secretariat received notifications regarding 50 transfers of Schedule 1 chemicals involving 9 States Parties. Of these 9, 4 were listed as sending and 5 as receiving States Parties.
- 1.8 In their annual declarations on past activities for 2003, 37 States Parties declared an approximate total of 450 annual aggregate transfers of Schedule 2 chemicals to or from other States Parties. Transfers of Schedule 2 chemicals to States not Party have been prohibited since 29 April 2000—and indeed declarations for 2003 indicate that no such transfers took place that year.
- 1.9 In addition, 104 States Parties declared a total of some 1,300 annual aggregate transfers of Schedule 3 chemicals to or from other States Parties. Nine States Parties exported 6 Schedule 3 chemicals to 3 States not Party. One of these chemicals, thionyl chloride, accounted for 57% of the 2,500 metric tonnes of Schedule 3 chemicals declared to have been exported to States not Party.

The declaration-assistance project

- 1.10 The declaration-assistance project, also known as the Article VI project, has continued to prove its usefulness in helping more States Parties to identify facilities declarable under Article VI and then to make the corresponding declarations. In 2004, 11 States Parties made such declarations for the first time, and others that had already made declarations identified additional facilities or plant sites to be declared.

Assistance to States Parties in the implementation of Article VII obligations

- 1.11 In 2004, the Verification and Inspectorate Divisions supported the plan of action regarding the implementation of Article VII obligations, which had been approved by the Conference at its Eighth Session. Both Divisions were represented on the Secretariat task force that coordinates support, along with States Parties, for the plan of action.

CHEMICAL DEMILITARISATION

Destruction of chemical weapons

- 1.12 In 2004, the Secretariat verified the destruction of approximately 2,418.327 metric tonnes of chemical-warfare agent and 3,607 Category 3 chemical weapons. No Category 2 chemical weapons were destroyed in 2004.
- 1.13 During the reporting period, nine CWDFs destroyed Category 1 chemical weapons. Five of these operated continuously (one in the Russian Federation and four in the United States of America); four, non-continuously (three in the United States of America and one in a State Party). In addition, Category 3 chemical weapons were destroyed at the Al-Jufra CWDF in the Libyan Arab Jamahiriya.
- 1.14 Notwithstanding the overall progress achieved in destroying chemical weapons, operational difficulties in the case of Albania, and accession to the Convention by the Libyan Arab Jamahiriya after the first 2 intermediate deadlines for the destruction of Category 1 chemical weapons had passed, forced both States Parties to request extensions of the deadlines for completion of destruction of their declared Category 1 chemical weapons stockpiles. At its Ninth Session, the Conference granted each of these States Parties, in principle, an extension of the intermediate deadlines for destruction of 1%, 20%, and 45% of its Category 1 chemical weapons stockpiles, on the understanding that such extensions shall not modify its obligation to destroy all of its Category 1 chemical weapons stockpiles not later than 10 years after the entry into force of the Convention. Each State Party was required to submit to the Council detailed information supplementing the general plan for the destruction of its Category 1 chemical weapons stockpiles, including the proposal of specific dates for the extended deadlines, to be established by the Council and reported by its Chairman to the Conference at its Tenth Session.
- 1.15 The above extensions follow those that the Conference at its Eighth Session had granted to the Russian Federation, the United States of America, and a State Party.
- 1.16 The progress that each State Party that had declared possession of chemical weapons had made by the end of the reporting period in the destruction of its declared chemical weapons stockpiles can be summarised as follows:

India

- 1.17 Destruction operations at India's first CWDF were completed in November 2003, by which time India had destroyed 476.545 metric tonnes of Category 1 chemical weapons, or 45.14% of its declared Category 1 stockpile, thus meeting in advance the phase-3 destruction deadline set by the Convention. By the end of 2004, India had

also destroyed 1.705 metric tonnes of toxic waste that it had declared as Category 1 chemical weapons, all of its declared Category 2 chemical weapons, and all 1,558 of its Category 3 chemical weapons.

The Libyan Arab Jamahiriya

- 1.18 As at 31 December 2004 the Libyan Arab Jamahiriya had destroyed all 3,563 of its Category 3 chemical weapons.

The Russian Federation

- 1.19 As at 31 December 2004 the Russian Federation had destroyed 778.567 metric tonnes, or 1.94 %, of its Category 1 chemical weapons.

The United States of America

- 1.20 As at 31 December 2004 the United States of America had destroyed 8,810.966 metric tonnes, or 31.73%, of its Category 1 chemical weapons.

A State Party

- 1.21 As at 31 December 2004, this State Party had destroyed 302.716 metric tonnes, or approximately 50%, of its Category 1 chemical weapons, thus meeting ahead of time the phase 3 intermediate destruction deadline set by the Convention. The State Party had already destroyed all of its declared Category 3 stockpiles by 31 December 2002.

Chemical weapons storage facilities

- 1.22 In 2004, 38 inspections were carried out at 29 chemical weapons storage facilities in 6 States Parties. Two of these were initial inspections; the remainder, systematic.

Chemical weapons production facilities

- 1.23 Between the entry into force of the Convention and 31 December 2004, 12 States Parties declared 64 CWPFs. Of these, 35 were certified as destroyed (4 in 2004); 13, as converted (3 in 2004). The latter remain subject to systematic verification. Of the remaining 16, 7 had yet to be destroyed, while the conversion of the remaining 9 had yet to be completed or certified as completed.
- 1.24 By the end of the reporting period, 10 States Parties had reduced their production capacity to below the required level before the deadlines imposed by the Convention and by a related decision of the Conference (C-I/DEC.29, dated 16 May 1997). Residual production capacity had been reduced to 0 in 48 of the 64 declared CWPFs.
- 1.25 In October 2004 the Council recommended to all States Parties the adoption, in accordance with the procedure specified in subparagraph 5(d) of Article XV of the Convention, of a proposal by the Libyan Arab Jamahiriya to change Part V of the Verification Annex that would allow a State that joins the Convention 6 years or more after its entry into force to submit a request to convert a CWPF for purposes not prohibited under the Convention. No State Party objected to the proposal, and it thus entered into force 90 days after States Parties had received the recommendation.

Old and abandoned chemical weapons

- 1.26 As at 31 December 2004, 11 States Parties had declared old chemical weapons (OCWs) at 43 sites or facilities (21 of which were still inspectable); 3 had declared abandoned chemical weapons (ACWs) at a total of 15 sites on their territory; and 1 had declared ACWs on the territory of another State Party.
- 1.27 The quantities declared were as follows: 45,200 OCWs produced before 1925, and 65,200 produced between 1925 and 1946; and 1,269 metric tonnes of adamsite and approximately 37,500 munitions declared as ACWs.
- 1.28 In 2004, six OCW inspections were carried out in six States Parties. Although a number of verification-related issues still needed to be resolved at the end of the reporting period, and despite new discoveries, steady progress was being made in the destruction of declared OCWs. In addition, two ACW inspections were conducted in one State Party in 2004, where progress was being made by the two States Parties concerned.

OVERVIEW OF INSPECTION ACTIVITIES

- 1.29 In 2004, 331 inspections were conducted at 225 sites in 56 States Parties. A summary of inspections carried out in 2004 is provided below.
- 1.30 In view of past delays in destruction activities, and following a decision adopted by the Conference at its Eighth Session, the calculation of costs for CWDF inspections budgeted for 2004, including those for human resources, assumed an 18.5% reduction against the declared programme.

INSPECTIONS COMPLETED IN 2004

Type of Facility	No. of Inspections Completed	No. of Facilities or Sites Inspected	No. of Inspector Days ³
Chemical weapons-related inspections			
CWDF	100	12	13,879
CWPF	29	22	604
CWSF	44	33	929
ACW	2	2	80
OCW	6	6	111
DHCW ⁴	0	0	0
Totals	181	75	15,603
Article VI inspections			
Schedule 1	16	16	274
Schedule 2	42	42	763
Schedule 3	22	22	346
OCPF	70	70	1,072
Totals	150	150	2,455

³ The number of days spent on an inspection multiplied by the number of inspectors assigned to it.

⁴ Destruction of hazardous chemical weapons

Type of Facility	No. of Inspections Completed	No. of Facilities or Sites Inspected	No. of Inspector Days³
Combined totals	331	225	18,058

- 1.31 Of the 331 inspections conducted in 2004, 54.68% were chemical weapons-related, and 45.32% were conducted under Article VI.

Inspections of chemical weapons-related facilities

- 1.32 It is clear from the statistics on inspections of chemical weapons-related facilities that the verification of destruction takes up a substantial portion of the resources used by the Secretariat in its verification activities. In 2004, the Secretariat conducted 100 CWDF inspections, which accounted for more than half of all inspections of chemical weapons that year, 76.86% of all inspector days, and 88.95% of inspector days spent on chemical weapons-related activities.

Optimisation of verification activities at chemical weapons destruction facilities

- 1.33 During the reporting period the Secretariat continued its efforts to optimise the verification of destruction. It worked closely with States Parties that have declared possession of chemical weapons stockpiles to identify, in the face of anticipated resource constraints, the key steps in the destruction process, the core verification activities associated with them, the feasibility of a number of more-streamlined and more-cost-effective verification measures, and the potential impact these would have on the inspection mandate.

Article VI inspections

- 1.34 In 2004 the number of issues still outstanding from industry inspections continued the decline of previous years. Indeed, only two files remained open from the period under review, and that was because the State Parties in question had yet to submit amendments to their initial declarations.

Challenge inspections and investigations of alleged use

- 1.35 During the period under review, the OPCW maintained its readiness to conduct challenge inspections should it be requested to do so. Secretariat staff also participated in two training exercises on challenge inspections in 2004—one in September in the United Kingdom of Great Britain and Northern Ireland, the other in November in Switzerland.

TECHNICAL SUPPORT FOR VERIFICATION ACTIVITIES

Official OPCW Proficiency Tests

- 1.36 During the reporting period the OPCW Laboratory completed the Fourteenth Official OPCW Proficiency Test; organised, conducted, evaluated, and reported on the Fifteenth, and organised and conducted the Sixteenth, whose evaluation was expected to be completed early in 2005.
- 1.37 Annex 7 to this report lists the OPCW-designated laboratories and shows the status of each.

OPCW Central Analytical Database

- 1.38 In 2004 the OPCW continued to expand the OPCW Central Analytical Database (OCAD). The following table shows, by analytical technique, the number of analytical data in the OCAD as at the end of each year from 1999 to 2004, and the analytical data contributed in 2004.

CONTENTS OF THE OCAD

Data Type	Number of Analytical Data in the OCAD As at the End of:					
	1999	2000	2001	2002	2003 ⁵	2004 ⁶
MS	900	1169	1495	2138	2824	3372 (126)
IR	329	422	670	670	713	811 (31)
NMR	966	1058	1255	1305	1391	1389 (0)
GC(RI)	175	805	2011	2598	3482	4244 (93)

OTHER ACTIVITIES

Verification information system

- 1.39 In 2004, as the Verification Information System (VIS) Enhancement Project approached its operational phase, the Verification Division was tasked by the Director-General to take the lead in this essential area, which has as one of its immediate objectives the creation of a relational database management system (RDBMS) for Article VI verification-related information. The goals of the RDBMS are to improve the handling of the information available to the Secretariat, the processing of data declared by States Parties, and the planning of inspections.

5 Four mass spectra that had previously been omitted were included in the OCAD in 2003.

6 The number of data contributed in 2004 is given in parentheses.

2. INTERNATIONAL COOPERATION, ASSISTANCE, AND PROTECTION, AND IMPLEMENTATION SUPPORT

INTERNATIONAL COOPERATION

- 2.1 The OPCW's international-cooperation programmes stem from the provisions of Article XI of the Convention that relate to the economic and technological development of States Parties. During the period under review, these programmes focussed on strengthening economic and technological development through capacity-building, and on facilitating exchanges of chemicals, equipment, and scientific and technical information on the development and uses of chemistry for purposes not prohibited under the Convention.

Associate Programme

- 2.2 This 10-week Programme facilitates capacity-building and national implementation of the Convention in the chemical industry. It also aims to promote good practices in chemical manufacturing and safety, and to enlarge the pool of human resources from which the National Authorities and the OPCW can draw in the future. In 2004 the 24 technically qualified individuals took part in the Programme, one each from a Member State whose economy is either developing or in transition. The governments of Japan and the United Kingdom of Great Britain and Northern Ireland made voluntary financial contributions that met part of the costs of the Programme. The National Authorities and the chemical-industry associations of Belgium, France, Italy, Japan, Netherlands, Spain, Sweden, and Switzerland; the European Chemical Industry Council (CEFIC); the World Customs Organisation, and several Netherlands organisations also cooperated in organising various components of the Programme. The participation of the chemical industry in the Programme was crucial to its continuing success.

Course on analytical-skills development

- 2.3 A new two-week course on the development of analytical skills was conducted in June and July at the ChemTech Department, Technical University, Delft, in the Netherlands. Twenty applicants, each from a different Member State, took the course, whose main objectives were to provide training in the analysis of chemicals related to national implementation of the Convention, to enhance national capacities in areas relating to analytical chemistry, to facilitate the adoption of good laboratory practices, and to broaden the pool of human resources from which the National Authorities and the Secretariat can draw in future. The government of the Netherlands made a substantial voluntary contribution towards the costs of running the course.

Conference Support Programme

- 2.4 This Programme facilitates the exchange of scientific and technical information on the development and application of chemistry for purposes not prohibited under the Convention. In 2004, 26 conferences and workshops, and participants from 79 Member States, were supported under the Programme. The events supported included a thematic workshop on synergies for capacity-building under international agreements, which took place in March and April in Geneva, and a workshop on the analysis of chemicals related to the Convention, which was organised by the

Secretariat and the Finnish Institute for Verification of the Chemical Weapons Convention (VERIFIN) and held in September in Helsinki, Finland.

Internship Support Programme

- 2.5 The main objective of this Programme is to help scientists and engineers from Member States whose economies are either developing or in transition to gain experience by working for a limited period in an advanced laboratory or research facility in another Member State. The OPCW offered an internship at the OPCW Laboratory, designed to foster the development of analytical skills. Another internship was offered by the Spiez Laboratory, Switzerland. Nine interns from Member States in Africa, Asia, and Latin America received support under the Programme.

Programme for Support of Research Projects

- 2.6 Under this Programme, support is extended to small-scale research projects in countries whose economies are either developing or in transition, to promote the development of scientific and technical knowledge in chemistry for purposes not prohibited under the Convention. Thirty-nine projects were supported in Africa, Asia, Eastern Europe, and Latin America. Four were funded solely by the OPCW, and the remaining 35 were funded jointly by the OPCW and the International Foundation for Science.

Laboratory Support Programme

- 2.7 This Programme extends support to analytical laboratories in countries whose economies are either developing or in transition, so as to strengthen their capacities for chemical analysis and monitoring. In 2004, support was extended to four laboratories in Ethiopia, India, Mauritius, and Senegal.

Equipment Exchange Programme

- 2.8 This Programme facilitates the transfer of used but still-functional equipment from institutions in industrialised States Parties that are ready to donate it to publicly funded laboratories and research or academic institutions in countries whose economies are either developing or in transition.

ASSISTANCE AND PROTECTION

- 2.9 The Convention's provisions on assistance and protection recognise that States Parties have the right and the need to maintain a capacity to protect themselves against chemical weapons, to participate in international activities in this field, and to receive expert advice and assistance from the OPCW. The possibility that terrorists might use chemical weapons has underscored the importance of these provisions. The OPCW can provide expert advice and training to Member States on methods of improving their national capacities to protect against the use, or threat of use, of chemical weapons. Assistance-and-protection programmes aim to strengthen these national capacities, to coordinate the international response to the use of chemical weapons, and to strengthen the Secretariat's capacity to manage that response and coordinate and deliver assistance to the requesting State Party or Parties.

Strengthening national capacities

- 2.10 During the reporting period, the security situation in the Middle East prompted Member States in the region to request advice under paragraph 5 of Article X as well as training programmes for their civil-defence agencies. During the year under review, the Secretariat continued long-term projects for three Member States by providing training to response teams in order to build awareness of chemical weapons and to develop national civil-defence capabilities. These projects were conducted in Oman, Qatar, and Saudi Arabia.
- 2.11 In the year under review the Secretariat continued to implement a three-year project on regional capacity-building for the Member States in the Central Asian region--Afghanistan, Azerbaijan, Kazakhstan, Kyrgyzstan, Tajikistan, and Uzbekistan—with support from the governments of Norway and Switzerland. Under this project, one national and three regional courses were held in the target region. The Secretariat also held protection courses and exercises in Southeast Asia, the Baltic States, Latin American and the Caribbean, and Eastern Europe, as well as annual protection courses in Czech Republic, Iran (Islamic Republic of), Serbia and Montenegro, Slovakia, and Switzerland.
- 2.12 In 1999, the OPCW established a Protection Network, composed of experts who are highly qualified in protection against chemical weapons, and who can generate ideas on the development of its data bank on protection, serve as lecturers in protection-related training courses, and provide expert advice on request. In 2004, members of the Network continued to support these programmes as resource persons and lecturers, and a meeting of the Network was held in Vienna, Austria, in March 2004.
- 2.13 The number of declarations made in accordance with paragraph 4 of Article X remained low. By the end of the reporting period, only 52 Member States, or 31%, had submitted information on national programmes related to protective purposes (see Annex 8). The Conference at its Ninth Session approved a single form to be used for these submissions. The Secretariat stands ready to offer assistance through the Protection Network to any Member State that requests advice in preparing its national data.

Coordinating and mobilising the international-response mechanism

- 2.14 The Annual Assistance Coordination Workshop, held in Bulgaria in October 2004, focussed on national and international capacity-building, and reviewed submissions on protection programmes under paragraph 4 as well as offers of assistance under paragraph 7 of Article X. By the end of the year, only 60 Member States, or 36%, had met their obligations under Article X, paragraph 7 (see Annex 9).

Strengthening the Secretariat's capacity to manage the international response to the use of chemical weapons

- 2.15 The Assistance Coordination and Assessment Team (ACAT) participated in an exercise in Starum, Norway, in September 2004, which was coordinated by the UN Office for the Co-ordination of Humanitarian Affairs and the International Humanitarian Partnership. The objectives of the exercise, which was conducted under field conditions, were to afford international organisations the opportunity to plan and conduct humanitarian operations in simulated emergency situations, and to improve inter-agency cooperation.
- 2.16 During the reporting period preparations began for Joint Assistance 2005 (Assistex 2), an exercise on the delivery of assistance to be held in Lviv, Ukraine, from 10 to 13 October 2005. The Euro-Atlantic Disaster Response Coordination Centre has decided to help organise the exercise.

IMPLEMENTATION SUPPORT

- 2.17 During the reporting period, the Secretariat provided practical support to States Parties on the implementation of the Convention at the national level and in various forms, ranging from holding training courses for national authority personnel to organising awareness seminars and thematic workshops on implementation-related issues, providing expert advice on specific areas of interest to requesting States Parties, to promoting the exchange of experiences among National Authorities, and supporting regional and subregional meetings of National Authorities. The OPCW Network of Legal Experts continued to be used, wherever possible, to satisfy requests from States Parties for legislative assistance.
- 2.18 The implementation-support activities carried out by the Secretariat, together with the assistance provided by individual Member States, furthered the objectives of the plan of action adopted by the Conference regarding the implementation of Article VII obligations.

Technical workshops

- 2.19 The third technical meeting on the transfers regime took place in Buenos Aires, Argentina, in September 2004, and was attended by participants from 49 States Parties. The meeting focussed on transfers of scheduled chemicals through free-trade zones and free ports, on how customs services handle scheduled chemicals, and on what impact these procedures have on the implementation of the Convention's transfers regime.

Training courses

- 2.20 In July 20 experts from all regional groups received advanced training at OPCW headquarters for National Authority personnel who are responsible for national implementation of the Convention. The training focussed on a few important areas such as drafting implementing legislation, reporting imports and exports of scheduled chemicals, identifying declarable industry sites, and escorting industrial inspections.

- 2.21 Twenty-one national training courses on the practical implementation of the Convention were conducted in Bosnia and Herzegovina (February), El Salvador (February), Fiji (June), Ghana (August), Guatemala (July), Indonesia (April), Kyrgyzstan (November), Libyan Arab Jamahiriya (May), Malaysia (June), Nicaragua (February), Panama (July), Peru (March), Qatar (May), Saudi Arabia (September), The former Yugoslav Republic of Macedonia (January), Trinidad and Tobago (December), Uganda (September), United Arab Emirates (April), Uruguay (September), Uzbekistan (November), and Viet Nam (March).

Regional and subregional meetings

- 2.22 Regional meetings of National Authorities took place in Bolivia (March), China (September), Romania (May), and Zimbabwe (October). Kazakhstan, Nicaragua, and Senegal hosted subregional workshops on the practical aspects of implementing the Convention in October, July, and February, respectively.

Sixth annual meeting of National Authorities

- 2.23 This year the pre-Conference annual meeting was devoted to the role of parliaments in the implementation of the Convention. Over 200 participants from 90 States Parties and 2 States not Party participated in the meeting, which took place in The Hague (the Netherlands) in November. In addition, 35 parliamentarians from States Parties and a representative of the Inter-Parliamentary Union took part. The meeting focussed on the legislative requirements associated with the full and effective implementation of the Convention. It included regional discussions on implementation matters, and over 150 bilateral consultations took place between the Secretariat and individual National Authorities.

Regional workshops on implementation and universality

- 2.24 Three regional workshops on implementation matters were held in Ethiopia (April), Malta (May), and Saint Kitts and Nevis (November). In addition, two workshops were held, in January and June, for those African States Parties and States not Party that have diplomatic representations in Brussels (Belgium). A similar workshop was held in September for the Permanent Representations to the OPCW based in London (United Kingdom of Great Britain and Northern Ireland).

3. POLICY-MAKING ORGANS

ACTIVITIES OF THE CONFERENCE OF THE STATES PARTIES

Ninth Regular Session

- 3.1 At its Ninth Session, held from 29 November to 2 December 2004, the Conference, *inter alia*:
- (a) approved a decision on further action regarding the implementation of Article VII obligations;
 - (b) at the recommendation of the Council, approved a decision on the submission of information regarding national programmes related to protective purposes pursuant to Article X of the Convention;
 - (c) approved requests by Albania and the Libyan Arab Jamahiriya for the extension of their respective intermediate deadlines for the destruction of Category 1 chemical weapons; and
 - (d) adopted the OPCW Programme and Budget for 2005.

ACTIVITIES OF THE EXECUTIVE COUNCIL

- 3.2 Throughout the year the Council considered reports by the Secretariat on the status of implementation of the Convention, including as regards verification activities and Articles X and XI.
- 3.3 The Council also:
- (a) recommended that Member States approve a change to the Convention regarding conditions for the conversion of CWPFs for purposes not prohibited under the Convention;
 - (b) reviewed progress in, and adopted decisions on, the destruction of chemical weapons and the destruction or conversion of CWPFs;
 - (c) monitored the progress made in implementing the plan of action regarding the implementation of Article VII obligations, and forwarded recommendations on further implementation-related action to the Conference;
 - (d) reviewed the effectiveness of verification activities and their optimisation;
 - (e) took a number of decisions related to chemical-industry and financial matters;
 - (f) monitored the implementation of the action plan for the universality of the Convention; and
 - (g) approved facility agreements between the OPCW and a number of States Parties.

ACTIVITIES OF SUBSIDIARY BODIES

- 3.4 The Commission for the Settlement of Disputes Related to Confidentiality held its Sixth Meeting in November and, *inter alia*, reviewed its operating procedures and the proposed amendments to the OPCW Policy on Confidentiality.
- 3.5 In February the Scientific Advisory Board (SAB) completed its Sixth Session, at which, *inter alia*, it decided to establish temporary working groups to advise the OPCW on biomedical samples and on education and outreach, and to reactivate the temporary working group on sampling and analysis.
- 3.6 The Advisory Body on Administrative and Financial Matters held its Sixteenth Session in June and its Seventeenth in September. At these it made recommendations in a number of areas, including the Medium-Term Plan for 2005 to 2007 and the OPCW Programme and Budget.

4. EXTERNAL RELATIONS

OUTREACH ACTIVITIES

- 4.1 During the year under review, the OPCW further expanded and strengthened its external contacts to promote the Convention and its universality, and to encourage those States Parties that had not fully complied with it to do so as soon as possible. In addition to the contacts it maintained with States Parties and States not Party, it also further expanded its contacts with international and non-governmental organisations in pursuance of its mandate under the Convention.
- 4.2 Under the action plan for the universality of the Convention, the States Parties and the Secretariat worked together to achieve the universality of the Convention. A number of States Parties provided support and assistance with both regional events and bilateral visits, contributed to universality-related activities, and undertook various efforts to encourage States not Party to join the Convention.
- 4.3 Nine new States Parties joined the Convention during the period under review, thereby increasing the number of States Parties from 158 to 167. This rate of increase was similar to that achieved the previous year. New States Parties included 6 signatory States—Chad, Madagascar, Marshall Islands, Rwanda, Saint Kitts and Nevis, and Sierra Leone—and 3 non-signatory States: Libyan Arab Jamahiriya, Solomon Islands, and Tuvalu. By the end of the reporting period there were 27 States not Party, including 16 signatory and 11 non-signatory States.
- 4.4 Regional and subregional universality workshops held in 2004 in Ethiopia (for Africa), Malta (for the Mediterranean and the Middle East), Fiji (for the Pacific Islands Forum Member States), and Saint Kitts and Nevis (for Central America and the Caribbean) contributed significantly to universality efforts. In addition, States not Party attended regional and subregional meetings and workshops for National Authorities in various States Parties: in Senegal and Zimbabwe, for National Authorities in Africa; in Bolivia, for those in Latin America and the Caribbean; in Nicaragua, for those in Central America, and in China, for those in Asia.
- 4.5 The year under review was also marked by an increased emphasis on targeted bilateral assistance to States not Party in underrepresented regions. Visits were made to Angola, Antigua and Barbuda, Bahamas, Cambodia, Democratic Republic of Congo, Solomon Islands, and Vanuatu. Algeria, France, Japan, Mauritius, and United Kingdom of Great Britain and Northern Ireland assisted with, and participated in, the visits to Angola, Cambodia, and Democratic Republic of Congo.
- 4.6 Contact with those missions to the OPCW that are based in Brussels continued during the reporting period, through regular briefings in Brussels which were also attended by representatives of States not Party. In addition, the Secretariat organised induction workshops in The Hague for new personnel from missions to the OPCW, including those based in Brussels; and at these, too, States not Party were represented.
- 4.7 As in previous years, the support of Member States was critical to the execution of the varied tasks of the OPCW. Thus, the furtherance of relations with States Parties was accorded a high priority in 2004. The Director-General visited 16 States Parties: Argentina, Belgium, Bulgaria, China, Germany, India, Italy, Libyan Arab Jamahiriya,

Malta, Republic of Korea, Romania, Singapore, Sweden, United Kingdom of Great Britain and Northern Ireland, United States of America, and Uruguay. The Secretariat also hosted several high-level visits by officials from Member States.

- 4.8 The year under review also saw increased cooperation between the OPCW and regional and other international organisations. Thus the Director-General attended meetings or sessions of a number of important international bodies: the Assembly of Heads of State and Government of the African Union, the UN, and the Organisation of American States. He also met with the Secretary-General of the League of Arab States and delivered both his annual statement on the OPCW's work to the First Committee of the UN General Assembly, and his biennial report to the UN General Assembly.

MEDIA AND PUBLIC AFFAIRS

- 4.9 At both the regional and international levels, the Convention's contribution to collective security and the OPCW's role in ensuring the full implementation of the Convention received a considerably higher degree of recognition than before from the media, as well as from publications produced by non-governmental organisations. This heightened awareness stemmed in large part from concerted multilateral efforts to prevent the proliferation of chemical weapons and to provide an effective response to the threat of chemical terrorism. Through the timely distribution of information, the Member States and the Secretariat ensured that regional OPCW events were more widely reported than in the past.
- 4.10 Global awareness and understanding of both the purpose of the Convention and the OPCW's mandate and activities were significantly increased with the accession of the Libyan Arab Jamahiriya and its subsequent implementation of the Convention.
- 4.11 In support of the mission to increase awareness of the Convention, the catalogue of OPCW publications available in all official languages was significantly expanded in 2004. Member States also undertook to translate these publications into their national languages. Information appearing on the OPCW's Web site and on those of Member States was systematically improved and broadened during the year under review, while a new OPCW Web site was readied for launch in 2005.

HEADQUARTERS AGREEMENT

- 4.12 Relations between the OPCW and the Host Country, including as regards the implementation of the Headquarters Agreement and the resolution of issues associated with it, were constructive throughout the reporting period.

5. EXECUTIVE MANAGEMENT AND ADMINISTRATION

ADMINISTRATIVE AND BUDGETARY MATTERS

Human resources

- 5.1 Implementing the OPCW policy on tenure further increased the workload for the Human Resources Branch (HRB) during the period under review, especially as regards recruitment, the administration of entitlements, and the development of new directives. The HRB developed a draft human-resources plan to cope with the high turnover of staff. Similarly, in consultation with management, the HRB designed a human-resources-management strategy to maintain an effective management system. It also took steps to improve recruitment, performance management, and post management.

Budgetary matters

- 5.2 Following the decision in 2003 to introduce results-based budgeting (RBB) in a stepwise fashion, the Secretariat used the RBB approach to prepare the 2005 Programme and Budget, which was approved by the Conference at its Ninth Session. A number of challenges for financial management arose in the year under review as regards financial resources for the year and wider improvements to the OPCW's financial-management framework. Low income-collection rates had an impact on the full implementation of activities within the Secretariat. Even after providing for savings of EUR 1,400,000 thanks to a range of efficiency measures for the year, the OPCW's expenditure for 2004 amounted to EUR 64,840,000—some EUR 8,314,000 less than had been budgeted for. Disbursements of EUR 61,787,000 for the year were restricted within income collections of EUR 64,090,000 for the year. Of the 89% of assessed annual contributions received from Member States during the year, fully 20% were received only in the final months, and this impinged on planning. Remaining expenditure obligations of EUR 3,052,000 for 2004, which were carried forward, will have to be met through late payments by Member States.

Information services

- 5.3 The OPCW made substantial improvements to its information-technology and communications infrastructure during the reporting period. These improvements enabled easier access to information originating within the Secretariat, to Internet services, and to business applications. New information-security measures increased the security of the electronic communications used by the Secretariat and improved and refined procedures to protect Member States' declarations data. The Secretariat also made significant progress in automating the payroll, processing industry declarations, and managing a number of technology initiatives.

Procurement and services

- 5.4 In 2004, the value of goods and services procured was EUR 4,925,262. Contracts were awarded to businesses in 11 countries, and approximately 80% of purchases were made in the Netherlands.

Staff training

- 5.5 The Secretariat's training strategy was being revised at the end of the reporting period. The introduction of the OPCW tenure policy and of RBB required that the Secretariat fill performance gaps through training and education and thus enhance the OPCW's performance capacity.
- 5.6 In addition to established training programmes such as the refresher courses for inspectors and mandated training for technical certifications, the Secretariat also focussed on the training of information-systems specialists.

INTERNAL OVERSIGHT

- 5.7 During the period under review, the Office of Internal Oversight (OIO) issued five reports in the following areas: inventory management, recruitment and appointment procedures, the implementation of the confidentiality regime, the disposal and destruction of confidential material in the Secretariat, and post-inspection activities in relation to the implementation of the confidentiality regime. The resignations of the Internal Auditor and the Senior Audit Clerk during the reporting period impinged on the full implementation of the OIO's work programme. The Secretariat made significant progress in implementing the OIO's recommendations.
- 5.8 In November the Dutch Accreditation Council (RvA) conducted an in-depth audit of the Secretariat's Quality Management System (QMS). The audit pointed out a number of minor instances of non-conformity with accreditation standards. The Secretariat quickly rectified these, and its accreditation will be renewed for four more years, starting from April 2005. The Quality Assurance Manager carried out all planned QMS tasks, *inter alia* conducting four audits that covered the full scope of accredited activities, providing assistance to the Declarations Branch in developing its own QMS, and providing training and advice to various programme managers.

LEGAL ACTIVITIES

- 5.9 In pursuance of the plan of action regarding the implementation of Article VII obligations, the Office of the Legal Adviser participated in 12 training courses, workshops, and events related to national implementing legislation. It also commented on 15 drafts of legislation and conducted 20 technical-assistance visits to States Parties. The Secretariat invited States Parties to inform it about their requirements for legal technical assistance and their plans to assist other States Parties in drafting national implementing legislation. In addition the Secretariat negotiated several privileges-and-immunities agreements with States Parties, and concluded 2 agreements. The Office of the Legal Adviser also provided advice on the implementation of the Headquarters Agreement, reviewed commercial contracts for the procurement of goods and services, and provided advice on the application of internal OPCW rules, regulations, and directives.

CONFIDENTIALITY AND SECURITY

- 5.10 In 2004, the Office of Confidentiality and Security (OCS) completed its first full year of consolidated operations, with all confidentiality, information-security, and physical-security resources operating together to ensure that all OPCW requirements are met regarding the confidentiality regime, as well as the security of all delegates, Secretariat staff members, and visitors to the OPCW. The close coordination facilitated by this structure enabled significant advances in all related areas. The Information Security Section made considerable progress towards implementing the ISO 17799 information-security-management standard, thus contributing significantly to the success of the December 2004 external information-security audit. The Confidentiality Section took much-needed steps towards the development of a policy on the long-term handling of confidential documents, while the Physical Security Section instituted a number of policy-level and infrastructural changes to enable the Secretariat to continue meeting the security needs of OPCW facilities and personnel.

HEALTH AND SAFETY

- 5.11 The OPCW's favourable health-and-safety record for inspections continued during the reporting period, and indeed was marked by a significant milestone in July: the achievement of 100,000 working days free of lost-time accidents, including at OPCW headquarters. The overall reported sick-leave percentage for the Secretariat was 2.03 (as against 2.3 in 2003). The annual health-and-safety inspection revealed generally satisfactory compliance with the OPCW's health-and-safety standards, with improvements noted in all areas that had been the subject of attention in 2003. The OPCW Laboratory received the best overall health-and-safety rating of all Secretariat workplaces that were inspected.

Annex 1

STATES PARTIES TO THE CHEMICAL WEAPONS CONVENTION AS AT 31 DECEMBER 2004⁷

- | | | |
|----------------------------|--------------------------------------|-----------------------------------------|
| 1. Afghanistan | 47. Finland | 91. Micronesia (Federated States of) |
| 2. Albania | 48. France | 92. Monaco |
| 3. Algeria | 49. Gabon | 93. Mongolia |
| 4. Andorra | 50. Gambia | 94. Morocco |
| 5. Argentina | 51. Georgia | 95. Mozambique |
| 6. Armenia | 52. Germany | 96. Namibia |
| 7. Australia | 53. Ghana | 97. Nauru |
| 8. Austria | 54. Greece | 98. Nepal |
| 9. Azerbaijan | 55. Guatemala | 99. Netherlands |
| 10. Bahrain | 56. Guinea | 100. New Zealand |
| 11. Bangladesh | 57. Guyana | 101. Nicaragua |
| 12. Belarus | 58. Holy See | 102. Niger |
| 13. Belgium | 59. Hungary | 103. Nigeria |
| 14. Belize | 60. Iceland | 104. Norway |
| 15. Benin | 61. India | 105. Oman |
| 16. Bolivia | 62. Indonesia | 106. Pakistan |
| 17. Bosnia and Herzegovina | 63. Iran (Islamic Republic of) | 107. Palau |
| 18. Botswana | 64. Ireland | 108. Panama |
| 19. Brazil | 65. Italy | 109. Papua New Guinea |
| 20. Brunei Darussalam | 66. Jamaica | 110. Paraguay |
| 21. Bulgaria | 67. Japan | 111. Peru |
| 22. Burkina Faso | 68. Jordan | 112. Philippines |
| 23. Burundi | 69. Kazakhstan | 113. Poland |
| 24. Cameroon | 70. Kenya | 114. Portugal |
| 25. Canada | 71. Kiribati | 115. Qatar |
| 26. Cape Verde | 72. Kuwait | 116. Republic of Korea |
| 27. Chad | 73. Kyrgyzstan | 117. Republic of Moldova |
| 28. Chile | 74. Lao People's Democratic Republic | 118. Romania |
| 29. China | 75. Latvia | 119. Russian Federation |
| 30. Colombia | 76. Lesotho | 120. Rwanda |
| 31. Cook Islands | 77. Libyan Arab Jamahiriya | 121. Saint Kitts and Nevis |
| 32. Costa Rica | 78. Liechtenstein | 122. Saint Lucia |
| 33. Côte d'Ivoire | 79. Lithuania | 123. Saint Vincent and the Grenadines |
| 34. Croatia | 80. Luxembourg | 124. Samoa |
| 35. Cuba | 81. Madagascar | 125. San Marino |
| 36. Cyprus | 82. Malawi | 126. Sao Tome and Principe |
| 37. Czech Republic | 83. Malaysia | 127. Saudi Arabia |
| 38. Denmark | 84. Maldives | 128. Senegal |
| 39. Dominica | 85. Mali | 129. Serbia and Montenegro ⁸ |
| 40. Ecuador | 86. Malta | 130. Seychelles |
| 41. El Salvador | 87. Marshall Islands | 131. Sierra Leone |
| 42. Equatorial Guinea | 88. Mauritania | 132. Singapore |
| 43. Eritrea | 89. Mauritius | 133. Slovakia |
| 44. Estonia | 90. Mexico | 134. Slovenia |
| 45. Ethiopia | | |
| 46. Fiji | | |

⁷ States not Party: As at 31 December 2004, 16 signatory States had not yet ratified the Convention: Bahamas, Bhutan, Cambodia, Central African Republic, Comoros, Congo, Democratic Republic of the Congo, Djibouti, Dominican Republic, Grenada, Guinea-Bissau, Haiti, Honduras, Israel, Liberia and Myanmar. In addition, as at that date, 11 States had neither signed nor acceded to the Convention: Angola, Antigua and Barbuda, Barbados, Democratic People's Republic of Korea, Egypt, Iraq, Lebanon, Niue, Somalia, Syrian Arab Republic, and Vanuatu.

⁸ As of 4 February 2003, the Federal Republic of Yugoslavia has changed its name to "Serbia and Montenegro".

- 135.Solomon Islands
- 136.South Africa
- 137.Spain
- 138.Sri Lanka
- 139.Sudan
- 140.Suriname
- 141.Swaziland
- 142.Sweden
- 143.Switzerland
- 144.Tajikistan
- 145.Thailand
- 146.The former Yugoslav
Republic of Macedonia
- 147.Timor-Leste
- 148.Togo
- 149.Tonga
- 150.Trinidad and Tobago
- 151.Tunisia
- 152.Turkey
- 153.Turkmenistan
- 154.Tuvalu
- 155.Uganda
- 156.Ukraine
- 157.United Arab Emirates
- 158.United Kingdom of Great
Britain and Northern
Ireland
- 159.United Republic of
Tanzania
- 160.United States of America
- 161.Uruguay
- 162.Uzbekistan
- 163.Venezuela
- 164.Viet Nam
- 165.Yemen
- 166.Zambia
- 167.Zimbabwe

Annex 2

LIST OF CHEMICAL AGENTS DECLARED AND DESTROYED AS AT 31 DECEMBER 2004

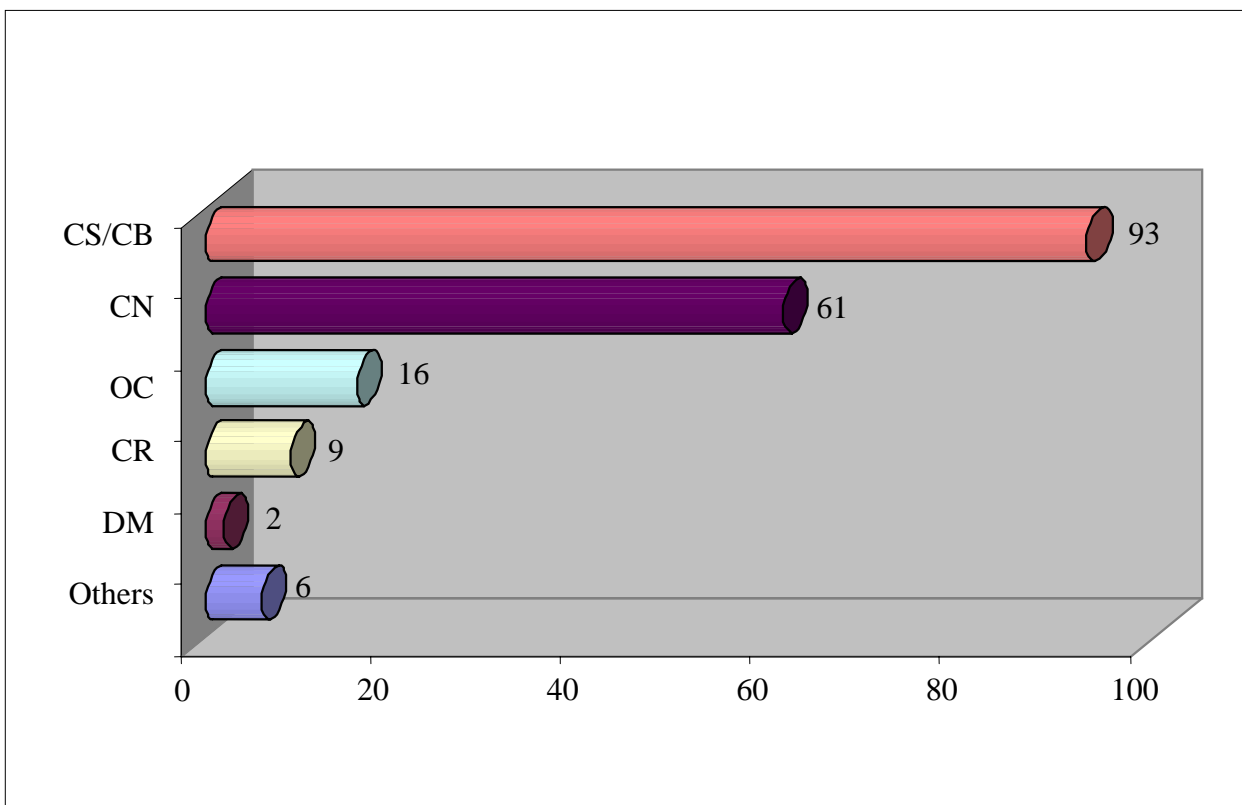
IUPAC ⁹ Name for Chemical	Common Name of Chemical	Convention Schedule	Quantity Declared (MTs)	Quantity Destroyed (MTs)
Category 1				
O-isopropyl methylphosphonofluoridate	GB (sarin)	Sch.1: A (1)	15,047.039	5,652.199
O-pinacolyl methylphosphonofluoridate; (O-(1,2,2-trimethylpropyl)-methylphosphonofluoridate)	GD (soman)	Sch.1: A (1)	9,174.819	0.015
O-ethyl N,N-dimethyl Phosphoramidocyanidate	GA (tabun)	Sch.1: A (2)	2.283	0.379
O-ethyl S-2-diisopropylaminoethyl methyl phosphonothiolate	VX	Sch.1: A (3)	4,032.224	1,435.232
O-isobutyl-S-[2-(diethylamino) ethyl] methylthiophosphonate	VX	Sch.1 : A (3)	15,557.937	
O-ethyl S-2-(dimethylamino)ethyl methylphosphonothiolate	EA 1699	Sch.1: A (3)	0.002	
bis(2-chloroethyl) sulfide	Sulfur mustard, mustard gas, H, HD, mustard gas in oil product	Sch.1: A (4)	13,885.109	2,361.466
mixture of bis (2-chloroethyl) sulfide and 2-chlorovinyl dichloroarsine	Mixture of mustard gas and lewisite	Sch.1: A (4) Sch.1: A (5)	273.259	
mixture of bis (2-chloroethyl) sulfide and 2-chlorovinyl dichloroarsine in 1,2-dichloroethane	Mixture of mustard gas and lewisite in dichloroethane	Sch.1: A (4) Sch.1: A (5)	71.392	
mixture of bis (2-chloroethyl) sulfide and 2-chlorovinyl dichloroarsine	Mixture of distilled mustard and lewisite	Sch.1: A (4) Sch.1: A (5)	0.400	
2-chlorovinyl dichloroarsine	Lewisite, L	Sch.1: A (5)	6,745.615	156.225
methylphosphonyl difluoride	DF	Sch.1: B (9)	443.967	150.623
O-ethyl O-2-diisopropylaminoethyl methylphosphonite	QL	Sch.1: B (10)	46.185	0.477

⁹ International Union of Pure and Applied Chemistry

IUPAC ⁹ Name for Chemical	Common Name of Chemical	Convention Schedule	Quantity Declared (MTs)	Quantity Destroyed (MTs)
mixture of 60% bis (2-chloroethyl) sulfide and 40% bis(2-chloroethylthioethyl) ether	HT	Sch.1: A (4)	3,535.536	0.174
Mixture of 72% isopropyl alcohol and 28% isopropylamine	OPA	non-scheduled	730.545	610.220
unknown	Unknown		4.645	0.080
	Toxic waste (degraded sulfur mustard)		1.705	1.705
Total Category 1			69,552.668	10,368.794
Category 2				
Diphenylaminochloroarsine	Adamsite	Non-scheduled	0.327	
2-Chloro-1-phenyl ethanone	CN	Non-scheduled	1.037	
2-chloro-ethane -1-ol	2-chloroethanol	Non-scheduled	300.667	300.667
bis(2-hydroxyethyl) sulfide	Thiodiglycol	Sch.2 : B (13)	50.96	50.96
carbonyl dichloride	Phosgene	Sch.3 : A (1)	10.616	10.616
2-propanol	Isopropanol	Non-scheduled	114.103	
phosphorous trichloride	Phosphorous trichloride	Sch.3: B (6)	170.300	
3,3-Dimethylbutan-2-ol	Pinacolyl alcohol	Sch.2: B (14)	19.257	
thionyl dichloride	Thionyl chloride	Sch.3: B(14)	364.980	
sodium monosulfide	Sodium sulfide	Non-scheduled	231	
sodium fluoride	Sodium fluoride	Non-scheduled	298.600	
N,N-dibutyl-1-butanamine	Tributylamine	Non-scheduled	240.012	
2-chloroethanol	2-chloroethanol	Non-scheduled	18.235	
Total Category 2			1820.094	362.243

Annex 3

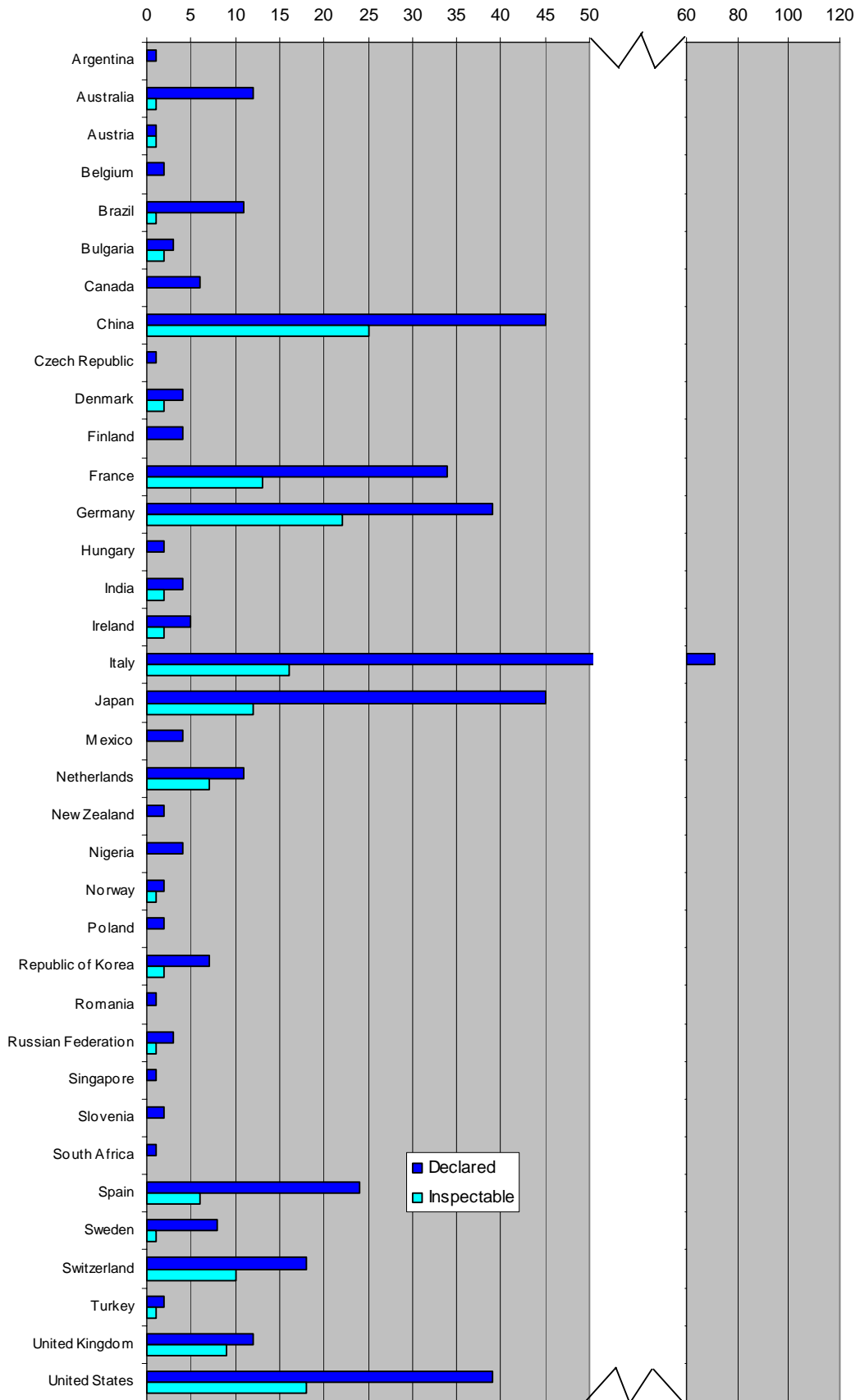
NUMBER OF STATES PARTIES THAT HAD DECLARED RIOT-CONTROL AGENTS, BY TYPE OF AGENT¹⁰, AS AT 31 DECEMBER 2004



¹⁰ In this chart, "Others" includes ethylbromoacetate, MPA, pelargonic acid vanillylamid, pepper spray, phenyl chloride, and a mixture of OC and CS.

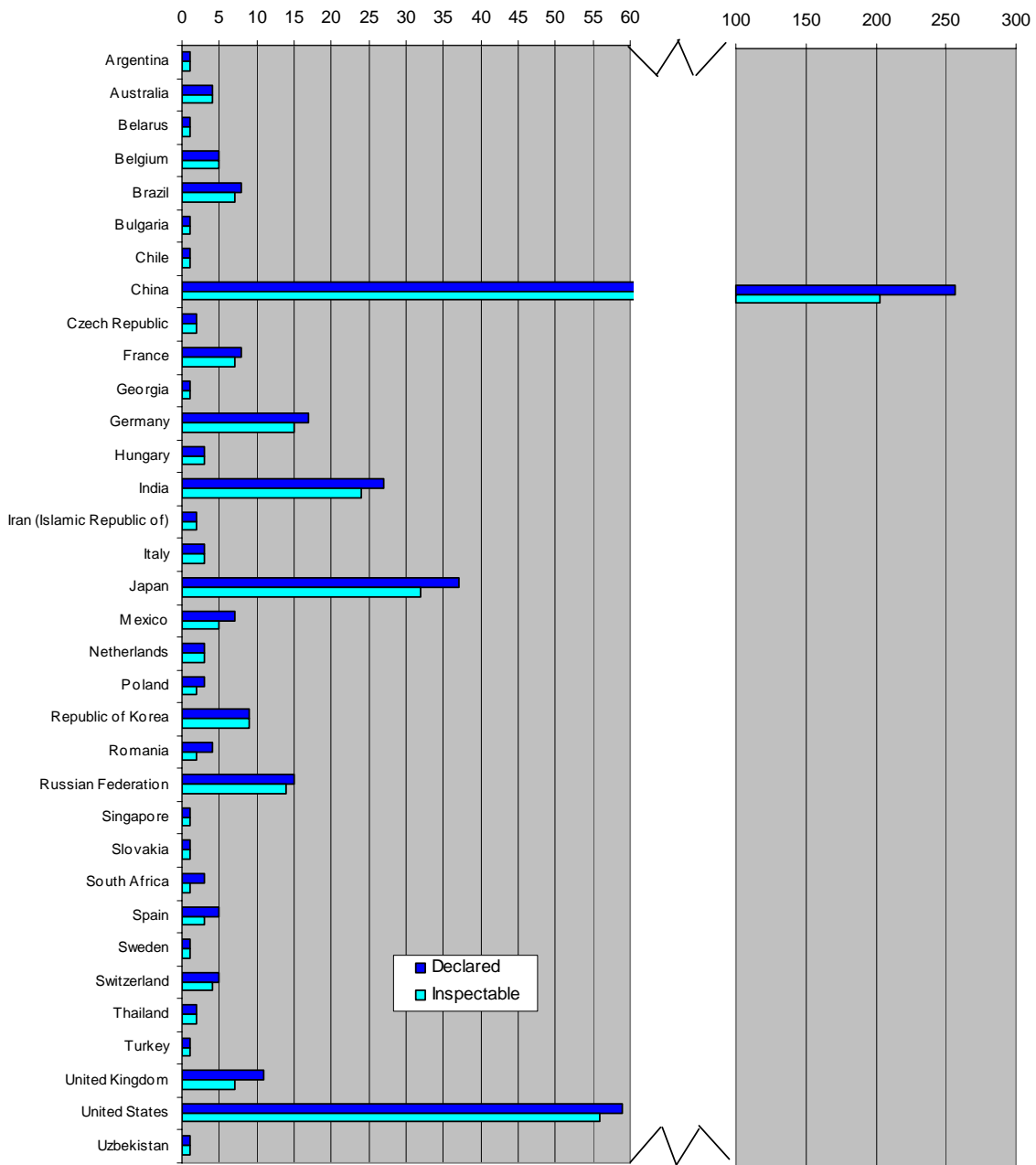
Annex 4

**DECLARED AND INSPECTABLE SCHEDULE 2 FACILITIES AS AT
31 DECEMBER 2004**



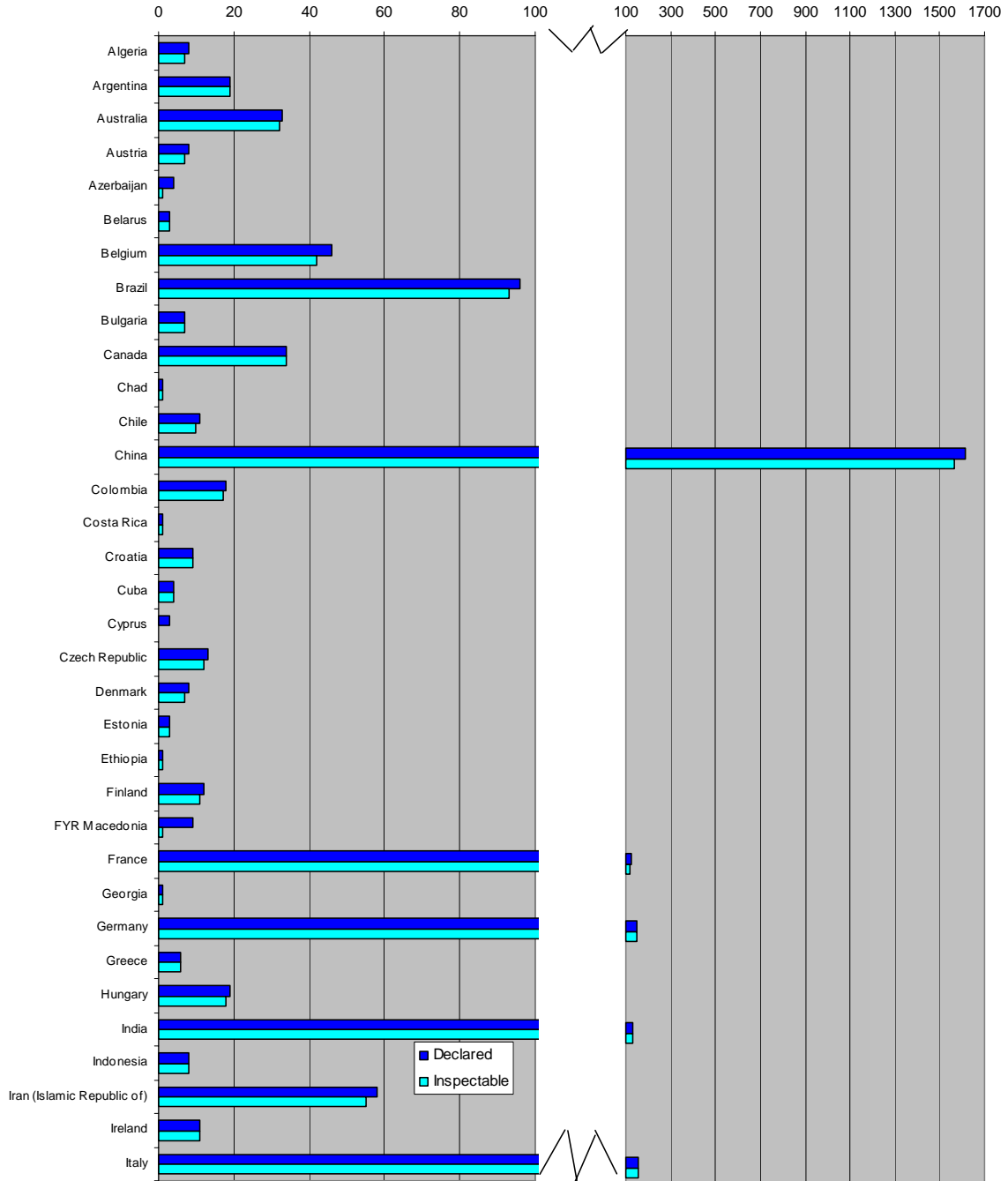
Annex 5

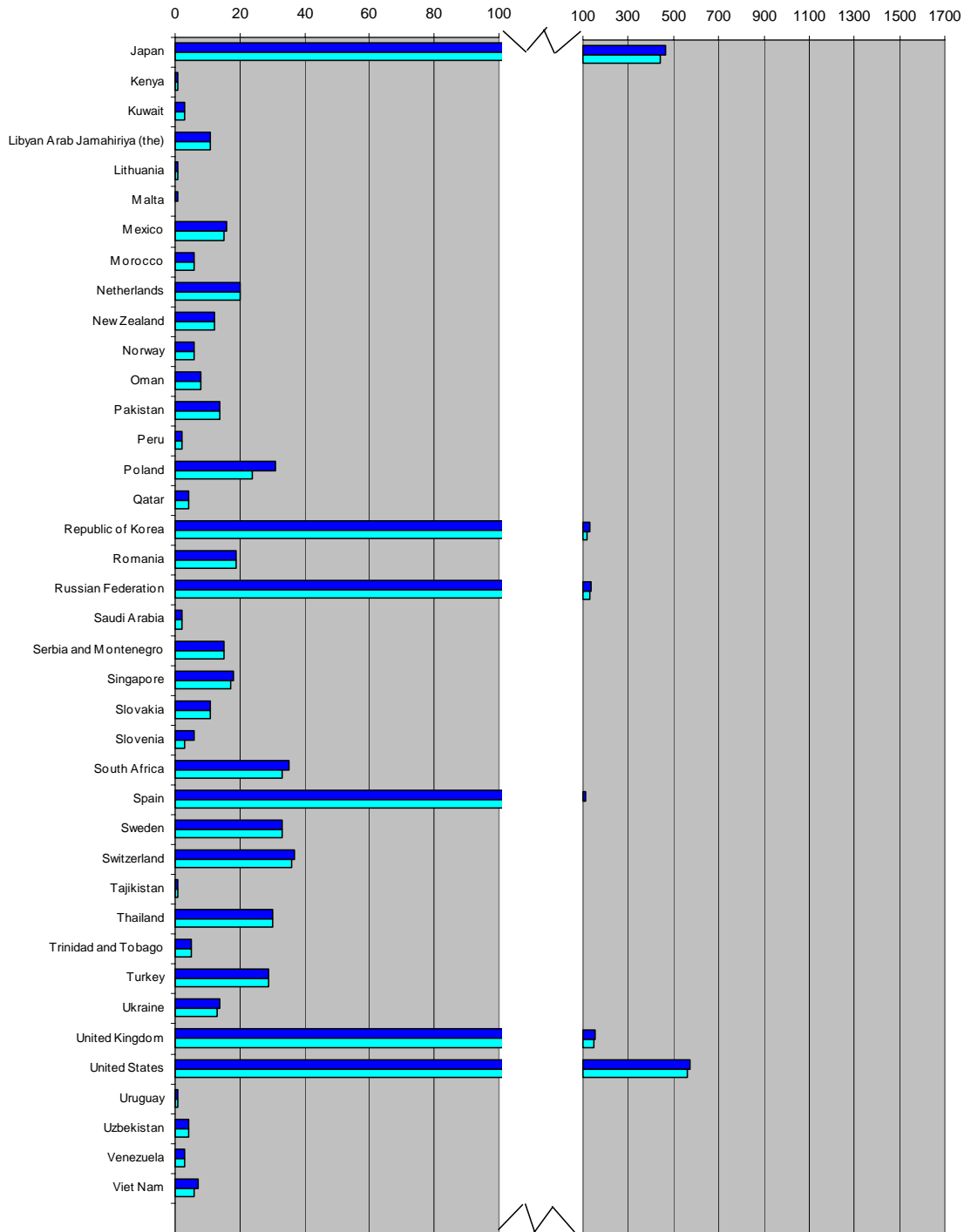
**DECLARED AND INSPECTABLE SCHEDULE 3 FACILITIES AS AT
31 DECEMBER 2004**



Annex 6

DECLARED AND INSPECTABLE DOC/PSF FACILITIES AS AT
31 DECEMBER 2004





Annex 7

LIST OF DESIGNATED OPCW LABORATORIES AS AT 31 DECEMBER 2004¹¹

No.	States Party	Laboratory Name and Address	Laboratory Contact	Date of Designation
1.	Belgium	DLD (Departement Laboratoria van Defensie) Kwartier Majoor Housiau Martelarenstraat 181 B-1800 Vilvoorde (Peutie) Belgium	Mr. Mark Kemps Tel: +32 2 755 5837 Fax: +32 2 755 5997	12-May-2004
2.	China	The Laboratory of Analytical Chemistry Research Institute of Chemical Defence PO BOX 1043 Yangfaug Town Changping District Beijing 102205	Mr. Liu Jingquan Tel: +86 10 6976 0259 Fax: +86 10 6976 0254	17-Nov-1998
3.	Czech Republic*	Research Institute for Organic Syntheses, Centre of Ecology, Toxicology and Analytics, Analytical Department Rybitví 296 532 18 Pardubice	Dr. Ivan Kolb Tel: +420 46 682 2145 Fax: +420 46 682 2978	29-Jun-1999
4.	Finland	Finnish Institute for Verification of the Chemical Weapons Convention (VERIFIN) P.O. Box 55 A.I.Virtasen aukio 1 FIN-00014 University of Helsinki	Mr. Martin Söderström Tel: +358 9 191 50442 Fax: +358 9 19150437	17-Nov-1998
5.	France	DGA - Centre d'Etudes du Bouchet (CEB) 5 rue Lavoisier PO Box 3 91710 Vert le Petit	Mr. Bruno Bellier Tel: +33 1 69 90 84 21 Fax: +33 1 64 93 52 66	29-Jun-1999
6.	Germany	Wehrwissenschaftliches Institut für Schutztechnologien – ABC-Schutz P.O. Box 1142 (Humboldtstrasse 1) 29633 Munster	Dr. Stefan Kremer Tel: +49 51 92 13 6433 Fax: +49 51 92 13 6355	29-Jun-1999
7.	Netherlands	TNO Prins Maurits Laboratory Lange Kleiweg 137 2288 GJ Rijswijk	Mr. Eric Wils Tel: +31 (0)15 284 3494 Fax: +31 (0)15 2843963	17-Nov-1998

¹¹ An asterisk next to the name of a laboratory means that its status as an OPCW designated laboratory remained suspended as at the end of the reporting period because of unsuccessful performance in a recent Official OPCW Proficiency Test. These laboratories will not be considered for receipt of samples taken for off-site analysis until they perform satisfactorily in future OPCW Proficiency Tests.

No.	States Party	Laboratory Name and Address	Laboratory Contact	Date of Designation
8.	Republic of Korea	Chemical Analysis Laboratory, CB Department, Agency for Defence Development 179-1 Su-Nam Dong Yuseong, Taejon 305-600	Dr. Il-Hyun Kim Tel: +82 42 821 4670 Fax: +82 42 821 2391	17-Nov-1998
9.	Poland*	Laboratory for Chemical Weapons Convention Verification, Military Institute of Chemistry and Radiometry al. Antoniego Chrusciela 105 00-910 Warsaw	Mr. Andrzej Chalas Tel: +48 22 516 9931 Fax: +48 22 673 51 80	29-Jun-1999
10.	Russian Federation	The Laboratory for the Chemical and Analytical Control of Military University for the Radioactive, Chemical and Biological Protection Brigadirsky pereulok, 13 107005 Moscow	Dr. I. Rybalchenko Tel: +7 095 296 08 14 Fax: +7 095 247 58 57	4-Aug-2000
11.	Singapore	Verification Laboratory Centre for Chemical Defence (CCD) DSO National Laboratories Block 6, 11 Stockport Road Singapore 117605	Ms. Sng Mui Tiang Tel: +65 6871 2901 Fax: +65 6872 6219	14-Apr-2003
12.	South Africa	Protechnik Laboratories (Pty) Ltd 103 Combretum Crescent Highveld Technopark Centurion, Gauteng South Africa	Mr. Francois van Straten Tel No : +27 12 665 0231 Fax: +27 12 665 0240	8-Sep-2004
13.	Spain	Fábrica Nacional "La Marañosa", Carretera San Martin de la Vega. Km. 10.5 San Martin de la Vega Madrid 28330 Spain	Mr. D. Ramón Aguilar Ulló Tel: +34 31 8098591 Fax: +34 91 894 7082	8-Sep-2004
14.	Sweden*	Swedish Defence Research Agency (FOI), Division of NBC-Defence Cementvägen 20 SE-901 82 UMEÅ	Dr. Crister Åstot Tel: +46 90 10 67 11 Fax: +46 90 10 68 03	17-Nov-1998

No.	States Party	Laboratory Name and Address	Laboratory Contact	Date of Designation
15.	Switzerland	Spiez Laboratory CH 3700 Spiez Switzerland	Dr. Peter Siegenthaler Tel: +41 33 228 17 13 Fax: +41 33 228 14 02	17-Nov-1998
16.	United Kingdom of Great Britain and Northern Ireland	Defence Science and Technology Laboratory, Porton Down Salisbury Wiltshire SP4 0JQ	Mr. Colin Pottage Tel: +44 1980 61 3397 Fax: +44 1980 61 3822	29-Jun-1999
17.	United States of America	Edgewood Chemical and Biological Forensic Analytical Center AMSSB-RRT-CF, Bldg. E5100 5183 Blackhawk Road Aberdeen Proving Ground, MD 21010-5424, Edgewood	Dr. Dennis J. Reutter Tel: +1 410 436 2840 Fax: +1 410 436 3384	17-Nov-1998
18.	United States of America	University of California Lawrence Livermore National Laboratory Mail Stop L-175 7000 East Avenue Livermore, CA 94550-9234	Mr. Armando Alcaraz Tel: +1 925 423 5187 Fax: +1 925 423 6434	14-Apr-2003

Annex 8

**SUBMISSIONS RECEIVED BY THE TECHNICAL SECRETARIAT FROM STATES
PARTIES REGARDING THEIR NATIONAL PROTECTION PROGRAMMES
IN ACCORDANCE WITH ARTICLE X, PARAGRAPH 4
OF THE CHEMICAL WEAPONS CONVENTION¹²
AS AT 31 DECEMBER 2004**

State Party	1997	1998	1999	2000	2001	2002	2003	2004
1. Albania		✓ Oct						
2. Algeria					✓ Jan			
3. Argentina								✓ Sep
4. Armenia							✓ Feb	
5. Australia			✓ Sep	✓ Aug	✓ Nov	✓ Sep	✓ June	✓ July
6. Austria ¹³	✓ Jan	✓ Jan	✓ Jan	✓ Jan	✓ Jan	✓ Jan	✓ Jan	
7. Azerbaijan							✓ Feb	
8. Belarus		x Mar	x Jan	x Mar	x Mar	x Oct	x Mar	x May
9. Belgium				✓ Feb		✓ Sep	✓ Apr ✓ Oct	✓ Oct
10. Bosnia and Herzegovina								x May
11. Brazil							x Mar	
12. Bulgaria						✓ Apr	✓ Apr	✓ Apr
13. Canada		✓ Dec		✓ Feb	✓ May	✓ June	✓ Jan	
14. Chile	x May	x Mar	x Mar					
15. China						✓ Sep	✓ Aug	✓ Nov
16. Croatia				✓ May		✓ Aug		
17. Czech Republic		✓ Mar	✓ Feb		✓ Feb	✓ Mar	✓ Mar	✓ Oct
18. Denmark			✓ Jun				✓ Feb	
19. Ethiopia			✓ Jan				✓ Feb	
20. Finland			✓ Mar	✓ Mar	✓ Apr			✓ Feb
21. France	✓ Nov	✓ Dec		✓ Mar				✓ Dec
22. Germany				✓ Feb	✓ Jan		✓ Jan	✓ Mar
23. India							✓ Oct	✓ Oct
24. Italy						✓ Jul	✓ May	✓ May
25. Iran, Islamic Republic of							✓ Sep	✓ Oct
26. Japan					✓ Sep	✓ Dec	✓ Dec	
27. Kazakhstan								✓ Mar
28. Latvia						x Nov		

¹² A tick indicates that the State Party in question had a national protection programme in place for the year in question; an x, that the submission reported that no programme was in place for that year; and the month(s), when the Secretariat received the declaration or declarations.

¹³ Austria's submission of January 2003 covers the period from 1997 to 2003.

State Party	1997	1998	1999	2000	2001	2002	2003	2004
29. Liechtenstein					x Mar	x Mar	x Jan	x Feb
30. Lithuania		✓ Dec						
31. Malta								✓ Mar
32. Mauritius								✓ Nov
33. Morocco							x Apr	
34. Netherlands					✓ Sep			
35. Norway				✓ Apr	✓ Apr	✓ Apr		✓ Mar
36. Panama							x Mar	x Mar
37. Philippines						✓ Aug		
38. Portugal							✓ Apr	
39. Republic of Korea					✓ Nov		✓ Jan ✓ Nov	
40. Romania		✓ Oct	✓ Oct	✓ Oct	✓ Nov		✓ Feb ✓ Oct	✓ Dec
41. Saudi Arabia						✓ Nov		
42. Serbia and Montenegro					✓ Dec			✓ Dec
43. Singapore								✓ Aug
44. Slovakia						✓ Feb		
45. Slovenia					✓ Apr		✓ Apr	
46. South Africa ¹⁴	✓ Nov	✓ Nov	✓ Nov	✓ Nov	✓ Nov	✓ Nov	✓ Nov	
47. Spain			✓ Aug	✓ Sep	✓ Dec		✓ May	✓ Dec
48. Sweden		✓ May	✓ Mar		✓ Mar	✓ Dec	✓ Dec	✓ Dec
49. Switzerland		✓ Sep	✓ Apr	✓ Mar	✓ Apr	✓ Mar	✓ Mar	✓ Mar
50. Turkey						✓ Oct		
51. Ukraine				✓ May		✓ Oct	✓ July	
52. United Kingdom of Great Britain and Northern Ireland	✓ May	✓ Mar	✓ Mar	✓ Mar	✓ Mar	✓ Mar	✓ Apr	✓ Apr
53. United States of America			✓ Aug		✓ Sep	✓ Sep		✓ Mar
54. Zimbabwe			✓ Nov					
Number of protection programmes	4	11	12	15	20	20	29	18
Number of declarations	5	13	14	16	22	23	34	22

¹⁴ South Africa's submission of November 2002 covers the period from 1997 to 2003.

Annex 9

**ASSISTANCE MEASURES ELECTED BY STATES PARTIES UNDER ARTICLE X,
PARAGRAPH 7, OF THE CHEMICAL WEAPONS CONVENTION**

	State Party	Submission Date	Type of Measure Selected		
			Voluntary Fund	Bilateral Agreement	Unilateral Offer
1.	Albania	May 2002	✓		
2.	Armenia	Mar 2003			✓
3.	Australia	Oct 1997			✓
4.	Austria	Oct 1997			✓
5.	Belarus	May 1997			✓
6.	Belgium	Dec 1997	✓		
7.	Bulgaria	Jan 1998			✓
8.	Canada	Sep 1997	✓		
9.	Chile	May 1997	✓		
10.	China	Sept 1999			✓
11.	Croatia	Jul 1999			✓
12.	Cuba	Nov 1997			✓
13.	Czech Republic	Oct 1997			✓
14.	Denmark	Jan 1998	✓		
15.	Estonia	Oct 2001	✓		
16.	Ethiopia	Jun 2002	✓		
17.	Finland	Dec 1997	✓		
18.	France	Oct 1997			✓
19.	Georgia	Oct 2000			✓
20.	Germany	Oct 1997			✓
21.	Greece	Jun 2000 Jun 2003	✓ ✓		
22.	Hungary	Dec 1998	✓		
23.	India	Nov 1997			✓
24.	Iran (Islamic Republic of)	Jun 1998		✓	✓
25.	Ireland	Jan 1998	✓		
26.	Italy	Oct 1997	✓		
27.	Japan	Mar 1999	✓		
28.	Kenya	Dec 2003	✓		
29.	Kuwait	Jun 1999	✓		
30.	Latvia	Jun 1999			✓
31.	Liechtenstein	Jan 2001	✓		
32.	Lithuania	Jun 1999	✓		✓
33.	Luxembourg	Nov 1997	✓		
34.	Malta	Dec 2000	✓		
35.	Moldova	Jan 2001			✓
36.	Mongolia	Jan 1998			✓

	State Party	Submission Date	Type of Measure Selected		
			Voluntary Fund	Bilateral Agreement	Unilateral Offer
37.	Netherlands	July 1997 Nov 2001	✓ ✓		
38.	New Zealand	Jun 1997	✓		
39.	Norway	Nov 1997	✓		
40.	Oman	Mar 1998	✓		
41.	Pakistan	Aug 1998 Feb 2004	✓ ✓		✓
42.	Peru	Apr 1998	✓		
43.	Poland	Oct 1997	✓		✓
44.	Portugal	Mar 1999			✓
45.	Republic of Korea	Dec 1997 Oct 1998	✓ ✓		
46.	Romania	Oct 1997			✓
47.	Russian Federation	Sept 1999			✓
48.	Singapore	Dec 1997			✓
49.	Slovakia	Nov 1997			✓
50.	Slovenia	Jul 1998	✓		✓
51.	South Africa	Nov 1997			✓
52.	Spain	Nov 1997 Sept 2003			✓ ✓
53.	Sweden	Oct 1997	✓		✓
54.	Switzerland	Oct 1997	✓		✓
55.	Thailand	Mar 2004	✓		
56.	Turkey	Apr 1998	✓		
57.	Ukraine	Jan 2000			✓
58.	United Kingdom of Great Britain and Northern Ireland	Oct 1997 Dec 2001	✓		✓
59.	United States of America	Oct 1997			✓
60.	Zimbabwe	Jan 2001	✓		
	TOTAL	60	34	1	33

Annex 10

THE FINANCIAL SITUATION OF THE OPCW AS AT 31 DECEMBER 2004

Statement I	Statement of Income and Expenditure and Changes in Reserves and Fund Balances										
	Schedule/ Note	General Fund		Working Capital Fund (Notes 27,28)		Special Accounts (Statement V)		Trust Funds (Statement VII)		TOTAL	
		2004	2003	2004	2003	2004	2003	2004	2003	2004	2003
INCOME											
Assessed contributions	S1,N3	68,653,390	64,026,741	-	-	-	-	-	-	68,653,390	64,026,741
Voluntary contributions		-	185,820	-	-	-	-	556,998	983,507	556,998	1,169,327
Other/miscellaneous income											
Assessed contributions: new Member States	N4	87,947	207,808	-	-	-	-	-	-	87,947	207,808
Interest income	N5	439,170	480,280	-	-	74,218	38,235	64,844	82,054	578,232	600,569
Currency exchange adjustments		-	-	-	-	-	-	264	-	264	-
Other/miscellaneous	N6	5,061,941	4,347,541	-	-	250,000	-	13	-	5,311,954	4,347,541
TOTAL INCOME		74,242,448	69,248,190	-	-	324,218	38,235	622,119	1,065,561	75,188,785	70,351,986
EXPENDITURE		64,839,653	62,715,184	-	-	858,662	885,710	1,436,238	1,385,054	67,134,553	64,985,948
EXCESS/(SHORTFALL) OF INCOME OVER EXPENDITURE		9,402,795	6,533,006	-	-	(534,444)	(847,475)	(814,119)	(319,493)	8,054,232	5,366,038
Prior period adjustments		(10,225)	12,061	-	-	299,612	-	285,007	161	574,394	12,222
NET EXCESS/(SHORTFALL) OF INCOME OVER EXPENDITURE		9,392,570	6,545,067	-	-	(234,832)	(847,475)	(529,112)	(319,332)	8,628,626	5,378,260
Savings on obligations from prior periods		1,142,962	543,840	-	-	-	-	-	-	1,142,962	543,840
Transfers to/from other funds	N7	2,100,320	(3,405,968)	-	-	(2,100,320)	3,405,968	-	-	-	-
Credits to Member States	N8	(5,146,476)	(27,114)	-	-	-	-	-	-	(5,146,476)	(27,114)
Increase in Working Capital Fund		-	-	5,057,094	15,461	-	-	-	-	5,057,094	15,461
Reserves and fund balances, beginning of period		11,165,782	7,509,957	4,842,906	4,827,445	4,010,775	1,452,282	3,225,807	3,545,139	23,245,270	17,334,823
RESERVES AND FUND BALANCES, END OF PERIOD		18,655,158	11,165,782	9,900,000	4,842,906	1,675,623	4,010,775	2,696,695	3,225,807	32,927,476	23,245,270

Statement II	Statement of Assets, Liabilities and Reserves and Fund Balances										
	Schedule/ Notes	General Fund		Working Capital Fund (Notes 27, 28)		Special Accounts (Statement VI)		Trust Funds (Statement VIII)		TOTAL	
		2004	2003	2004	2003	2004	2003	2004	2003	2004	2003
ASSETS											
Cash and term deposits	N9	9,515,608	4,634,458	9,973,816	4,914,533	1,847,814	4,872,418	4,561,677	3,818,793	25,898,915	18,240,202
Accounts receivable						-	-			-	-
Assessed contributions receivable from Member States	S1, N10	11,236,557	5,913,813	-	-	-	-	-	-	11,236,557	5,913,813
Voluntary contributions receivable		-	-	-	-	-	-	175,000	350,324	175,000	350,324
Other contributions receivable	N11	50,000	-	-	-	-	-	-	-	50,000	-
Advances receivable		-	-	259,960	24,747	-	-	350,000	-	609,960	24,747
Inter-fund balances	N12	498,285	866,803	-	-	-	-	257,693	42,194	755,978	908,997
Inter-entity balances		-	21,278	-	-	-	-	-	-	-	21,278
Other	N13	3,848,338	3,149,644	10,927	-	4,379	10,709	13,606	15,082	3,877,250	3,175,435
Other assets	N14	2,545,304	1,838,536	-	-	-	-	-	-	2,545,304	1,838,536
TOTAL ASSETS		27,694,092	16,424,532	10,244,703	4,939,280	1,852,193	4,883,127	5,357,976	4,226,393	45,148,964	30,473,332
LIABILITIES											
Contributions or payments received in advance	N15	2,861,281	839,295	-	-	-	-	2,382,400	466,788	5,243,681	1,306,083
Unliquidated obligations	N16	3,052,374	2,612,805	-	-	122,163	316,517	179,520	319,204	3,354,057	3,248,526
Accounts payable											
Inter-fund balances	N17	257,693	42,194	344,703	96,374	54,407	555,835	99,175	214,594	755,978	908,997
Inter-entity balances	N18	4,032	-	-	-	-	-	-	-	4,032	-
Other	N19	2,813,554	1,764,456	-	-	-	-	186	-	2,813,740	1,764,456
Other liabilities	N11	50,000	-	-	-	-	-	-	-	50,000	-
TOTAL LIABILITIES		9,038,934	5,258,750	344,703	96,374	176,570	872,352	2,661,281	1,000,586	12,221,488	7,228,062
RESERVES AND FUND BALANCES											
Fund balances	N26	18,655,158	11,165,782	9,900,000	4,842,906	1,675,623	4,010,775	2,696,695	3,225,807	32,927,476	23,245,270
TOTAL RESERVES AND FUND BALANCES		18,655,158	11,165,782	9,900,000	4,842,906	1,675,623	4,010,775	2,696,695	3,225,807	32,927,476	23,245,270
TOTAL LIABILITIES, RESERVES AND FUND BALANCES		27,694,092	16,424,532	10,244,703	4,939,280	1,852,193	4,883,127	5,357,976	4,226,393	45,148,964	30,473,332

Statement III	General Fund						
Statement of Appropriation for the Period Ending 31 December 2004							
Programme	Appropriation			Expenditure			Balance
	Approved Budget	Transfers	Allotment	Obligations	Disbursements	Expenditure	
1	2	3	4	5	6	7(5+6)	8(4-7)
Programme 1. Verification	8,308,361	0	8,308,361	139,255	7,077,089	7,216,344	1,092,017
Programme 2. Inspection Management and Operations	28,406,966	0	28,406,966	702,840	23,477,872	24,180,712	4,226,254
Total Verification Costs	36,715,327	0	36,715,327	842,095	30,554,961	31,397,056	5,318,271
Programme 3. International Cooperation and Assistance	4,593,711	0	4,593,711	215,368	4,162,723	4,378,091	215,620
Programme 4. Policy-Making Organs and Subsidiary Bodies	5,075,847	(161,500)	4,914,347	190,074	3,884,641	4,074,715	839,632
Programme 5. External Relations	1,876,639	0	1,876,639	31,577	1,527,152	1,558,729	317,910
Programme 6. Executive Management	6,362,200	0	6,362,200	151,731	5,565,032	5,716,763	645,437
Programme 7. Administration	7,863,566	0	7,863,566	185,386	6,855,716	7,041,102	822,464
Programme 8. Common Services Not Distributed to Programmes	10,666,100	161,500	10,827,600	1,436,143	9,237,054	10,673,197	154,403
Total Administrative and Other Costs	36,438,063	0	36,438,063	2,210,279	31,232,318	33,442,597	2,995,466
TOTAL REGULAR BUDGET	73,153,390	0	73,153,390	3,052,374	61,787,279	64,839,653	8,313,737

Annex 11

INTERNATIONAL AGREEMENTS AND LEGAL INSTRUMENTS REGISTERED BY THE TECHNICAL SECRETARIAT FROM 1 JANUARY TO 31 DECEMBER 2004

OPCW Registra- tion Number	Subject of Agreement or Instrument ¹⁵	Parties	Dates		Publications Containing the Text
			Signature	Entry into Force	
IAR 84	Article VIII(50) privileges and immunities agreement	OPCW Slovakia	12-02-04	13-10-04	Annex to C-8/DEC.11
IAR 85	Facility agreement	OPCW Albania	12-02-04	12-02-04	Annex to EC-34/DEC.2
IAR 86	Article VIII(50) privileges and immunities agreement	OPCW Cyprus	22-3-04	[not yet in force]	Annex to C-8/DEC.10
IAR 90	Article VIII(50) privileges and immunities agreement	OPCW Bosnia and Herzegovina	03-05-04	[not yet in force]	Annex to C-8/DEC.8
IAR 92	Facility agreement	OPCW Sweden	26-05-04	26-05-04	Annex to EC-31/DEC.1
IAR 93	Facility agreement	OPCW Slovakia	12-05-04	12-05-04	Annex to EC-36/DEC.15
IAR 94	Facility arrangement	OPCW Belgium	08-06-04	08-06-04	Annex to EC-36/DEC.11
IAR 95	Facility agreement	OPCW Spain	15-06-04	15-06-04	Annex to EC-36/DEC.14
IAR 96	Facility agreement	OPCW Australia	20-07-04	20-07-04	Annex to EC-37/DEC.10
IAR 98	Facility arrangement	OPCW Italy	03-11-04	03-11-04	Annex to EC-38/DEC. 4
IAR 99	Facility arrangement	OPCW Italy	03-11-04	03-11-04	Annex to EC-38/DEC. 8
IAR 100	Facility arrangement	OPCW Italy	03-11-04	03-11-04	Annex to EC-38/DEC. 9

¹⁵ The legal basis for privileges and immunities agreements is Article VIII, subparagraph 34(a), and Article VIII, paragraph 50, which requires them for all States Parties.

OPCW Registra- tion Number	Subject of Agreement or Instrument ¹⁵	Parties	Dates		Publications Containing the Text
			Signature	Entry into Force	
IAR 101	Facility arrangement	OPCW Italy	03-11-04	03-11-04	Annex to EC-38/DEC. 7
IAR 102	Facility arrangement	OPCW Italy	03-11-04	03-11-04	Annex to EC-38/DEC. 6
IAR 103	Facility arrangement	OPCW Italy	03-11-04	03-11-04	Annex to EC-38/DEC. 5
IAR 104	Article VIII(50) privileges and immunities agreement	OPCW Malta	23-11-04	Not yet in force	Annex to EC-37/DEC.6
IAR105	Facility agreement	OPCW Singapore	30-11-04	30-11-04	Annex to EC-37/DEC.7

--- 0 ---