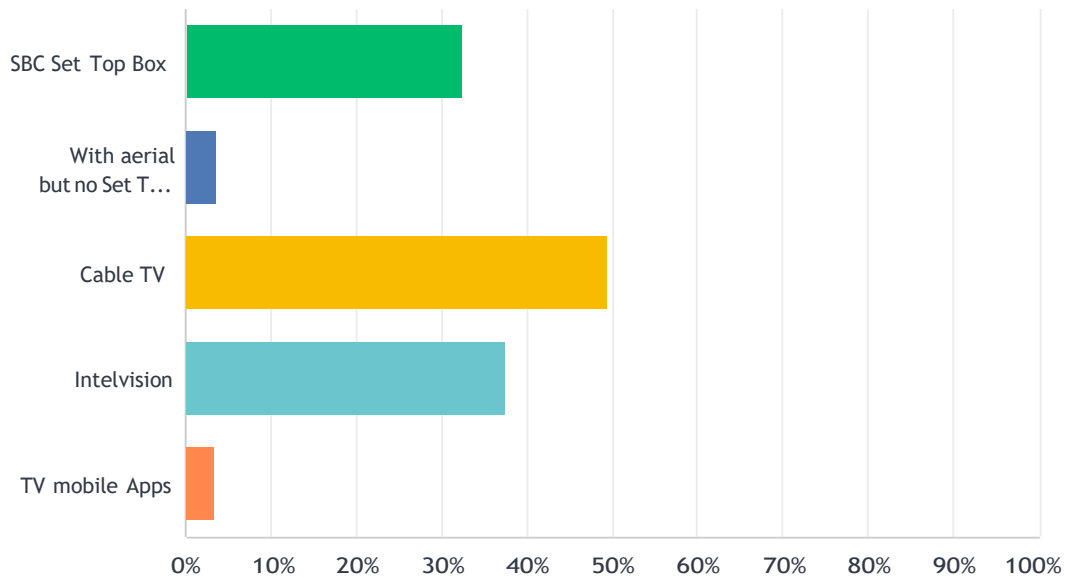


## Q1 I watch SBC TV via (tick all applicable)

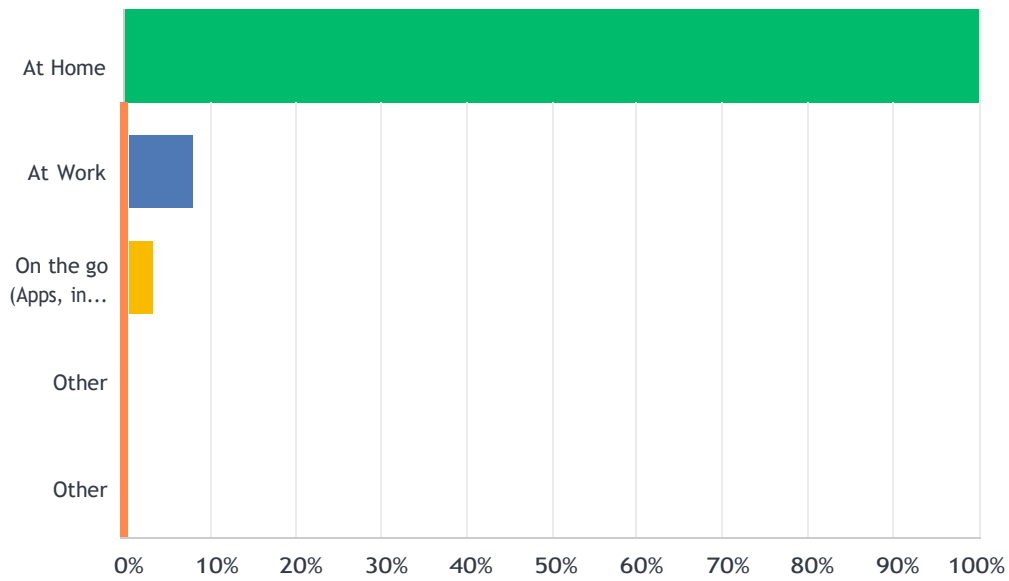
Answered: 1,838 Skipped: 43



ANSWER CHOICES	RESPONSES	
SBC Set Top Box	32.48%	597
With aerial but no Set Top Box	3.54%	65
Cable TV	49.40%	908
Intelvision	37.49%	689
TV mobile Apps	3.43%	63
Total Respondents: 1,838		

## Q2 I watch SBC TV mostly

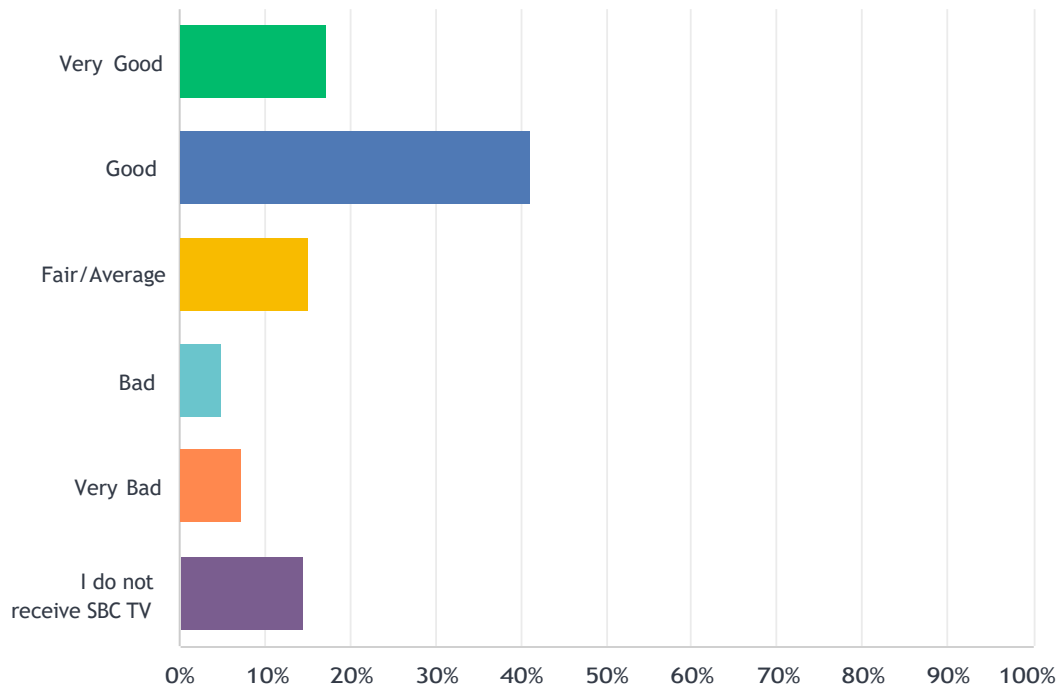
Answered: 1,818 Skipped: 63



ANSWER CHOICES	RESPONSES	
At Home	95.16%	1,730
At Work	7.65%	139
On the go (Apps, in buses, restaurants, public places, etc)	3.08%	56
Other	0.94%	17
Other	1.05%	19
Total Respondents: 1,818		

### Q3 The SBC DTT reception, (via aerial or set top box) in my home is

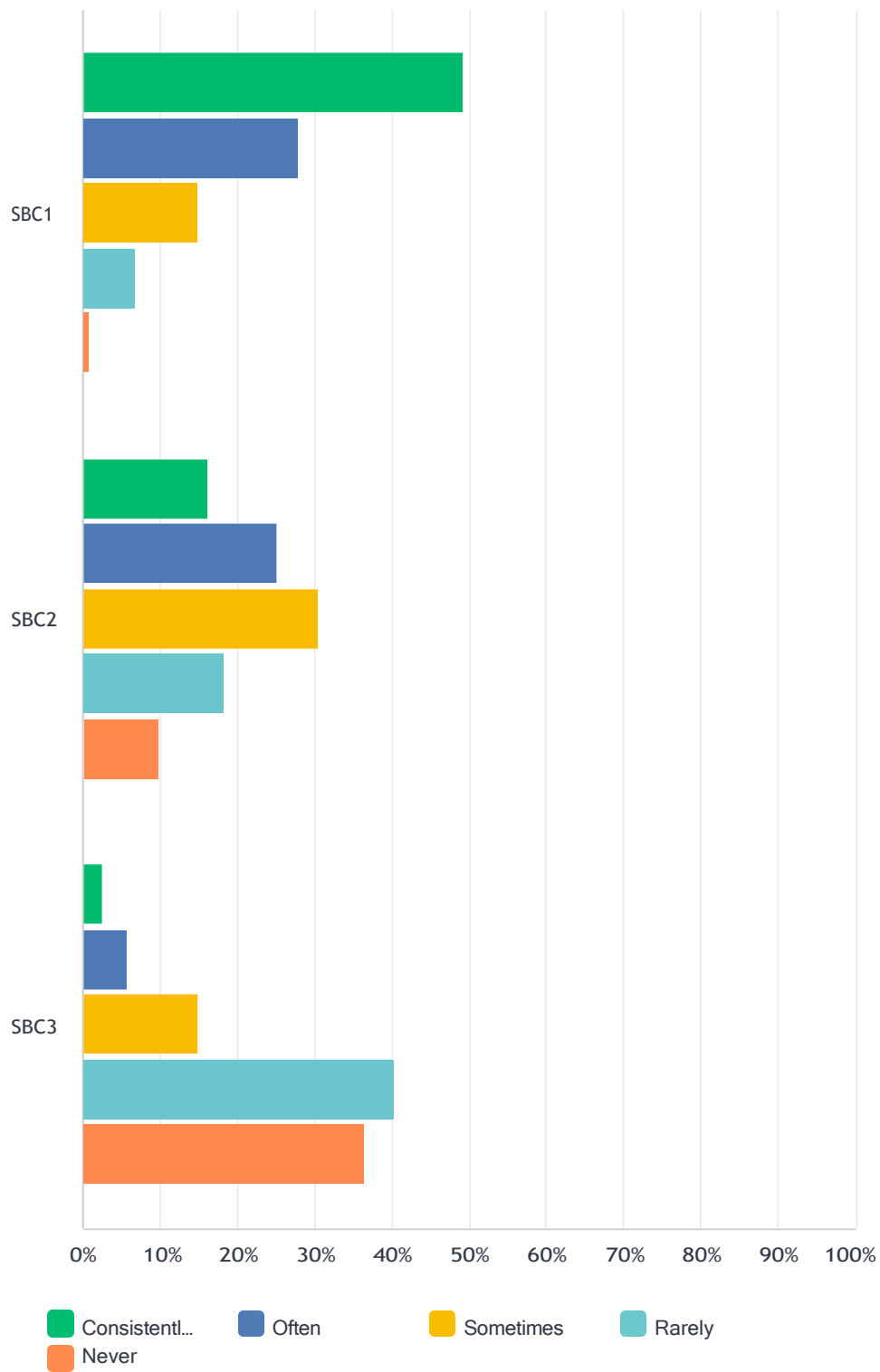
Answered: 1,707 Skipped: 174



ANSWER CHOICES	RESPONSES	
Very Good	17.16%	293
Good	41.07%	701
Fair/Average	15.06%	257
Bad	4.86%	83
Very Bad	7.32%	125
I do not receive SBC TV	14.53%	248
<b>TOTAL</b>		<b>1,707</b>

## Q4 I watch

Answered: 1,816 Skipped: 65

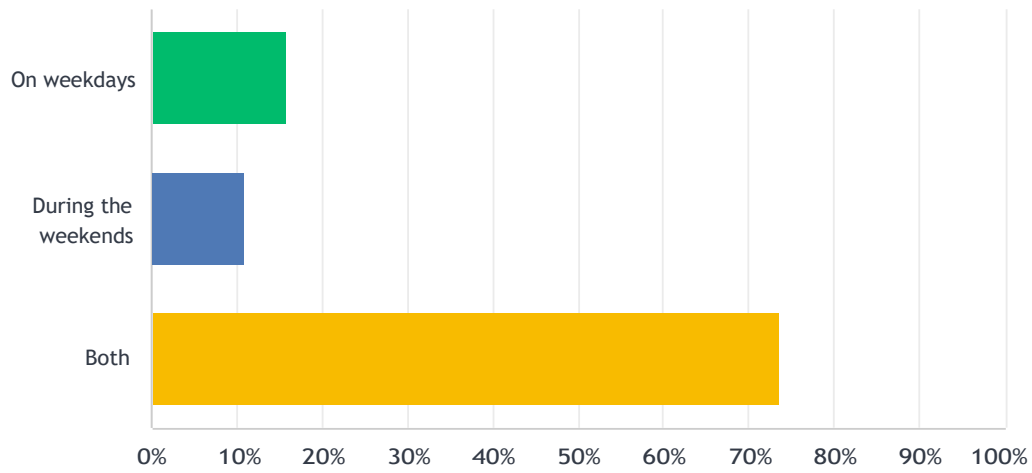


SBC Audience Survey 2023

	CONSISTENTLY/CONSTANTLY	OFTEN	SOMETIMES	RARELY	NEVER	TOTAL	WEIGHTED AVERAGE
SBC1	49.31% 891	27.89% 504	15.00% 271	6.92% 125	0.89% 16	1,807	1.82
SBC2	16.23% 274	25.06% 423	30.51% 515	18.31% 309	9.89% 167	1,688	2.81
SBC3	2.59% 37	5.75% 82	15.00% 214	40.29% 575	36.37% 519	1,427	4.02

## Q5 I generally prefer to watch SBC

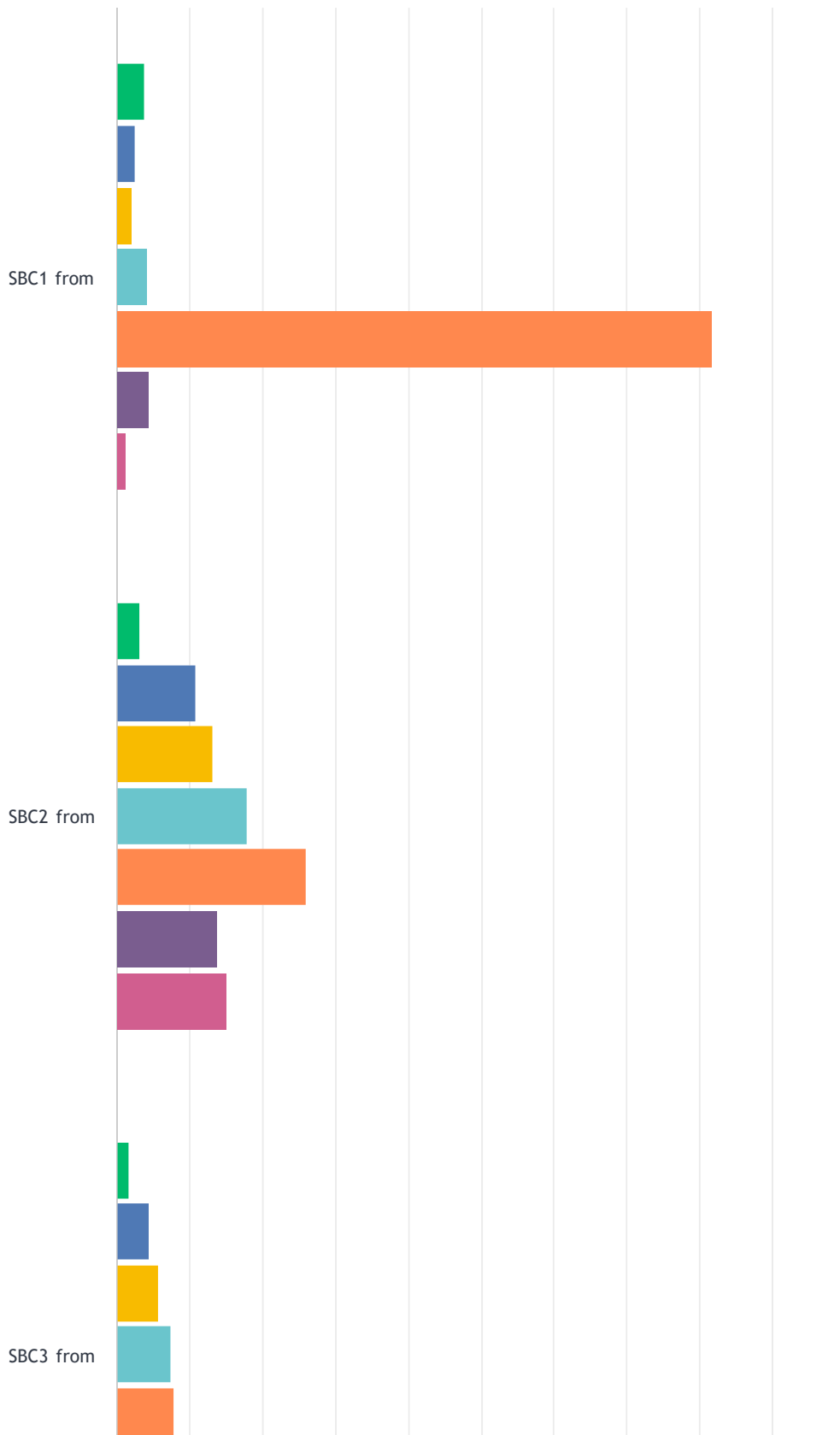
Answered: 1,748 Skipped: 133



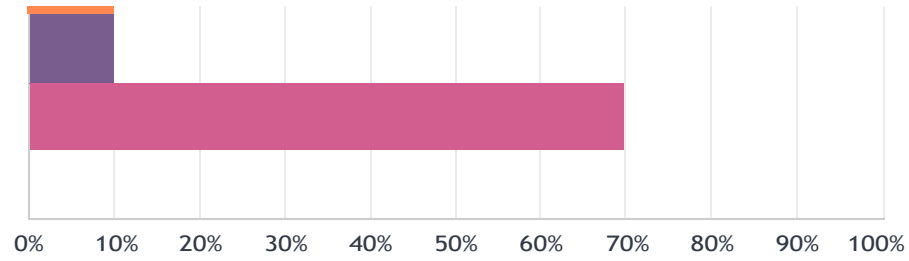
ANSWER CHOICES	RESPONSES	
On weekdays	15.68%	274
During the weekends	10.81%	189
Both	73.51%	1,285
<b>TOTAL</b>		<b>1,748</b>

## Q6 I prefer to watch (Time)

Answered: 1,782 Skipped: 99



### SBC Audience Survey 2023

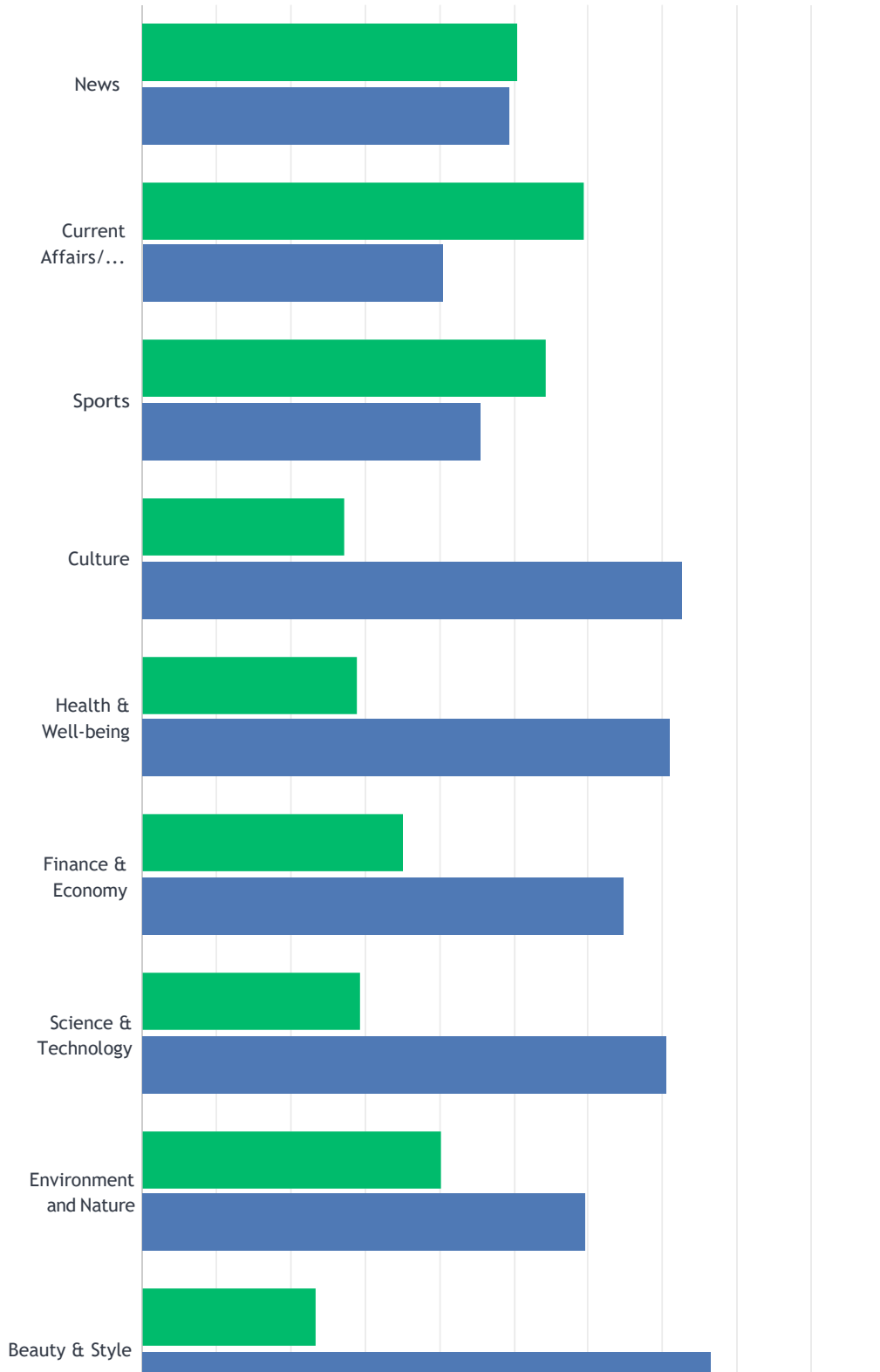


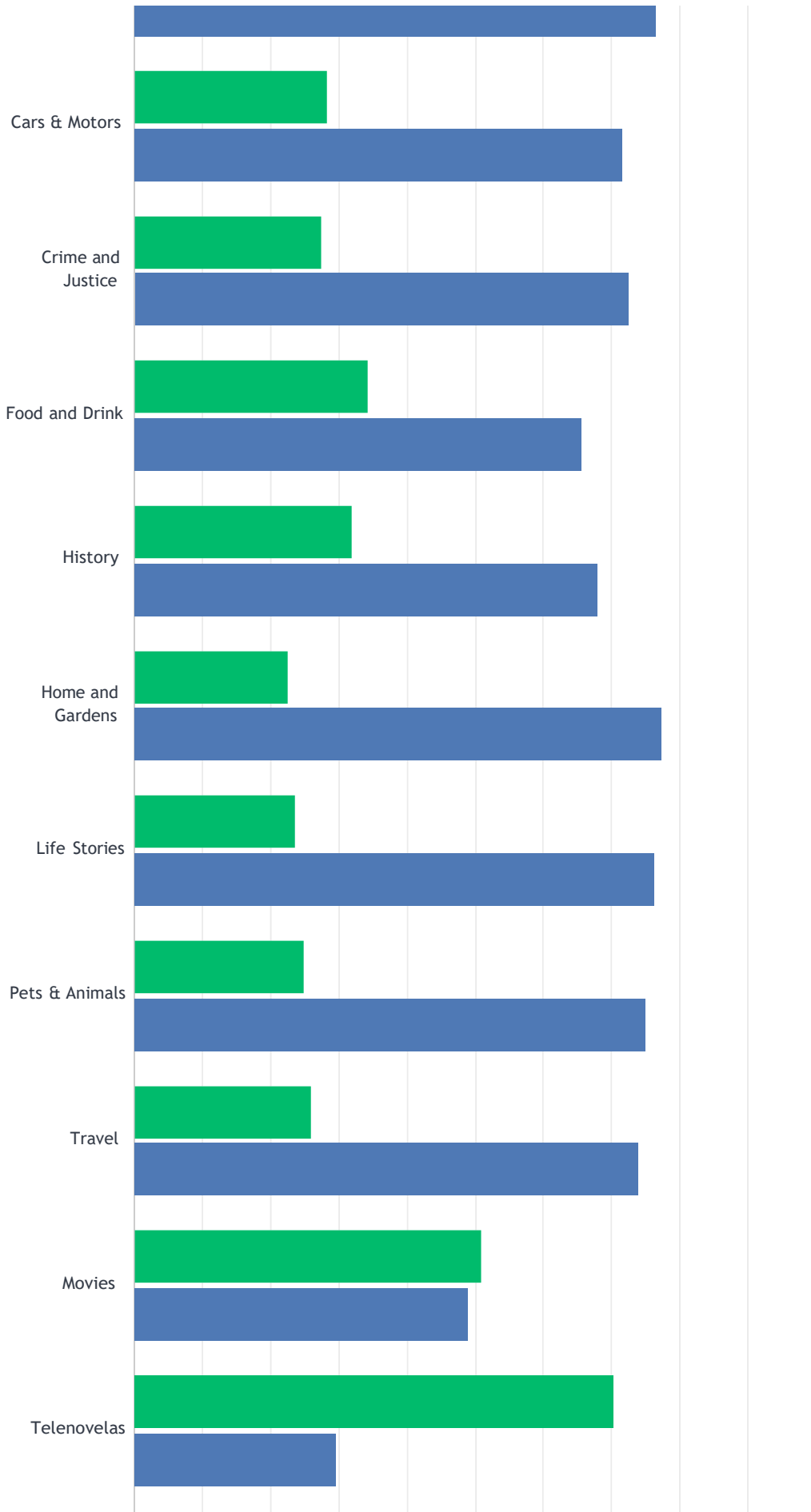
	6 A.M - 8 A.M	8A.M - 12NOON	12 NOON - 4P.M	4 P.M - 7 P.M	7 P.M - 9 P.M	AFTER 9 P.M	NEVER	TOTAL	WEIGHTED AVERAGE
SBC1 from	3.78% 67	2.54% 45	2.03% 36	4.23% 75	81.65% 1,446	4.40% 78	1.36% 24	1,771	4.76
SBC2 from	3.13% 46	10.97% 161	13.22% 194	17.85% 262	25.95% 381	13.76% 202	15.12% 222	1,468	4.54
SBC3 from	1.80% 20	4.41% 49	5.76% 64	7.56% 84	7.83% 87	10.98% 122	61.66% 685	1,111	5.95

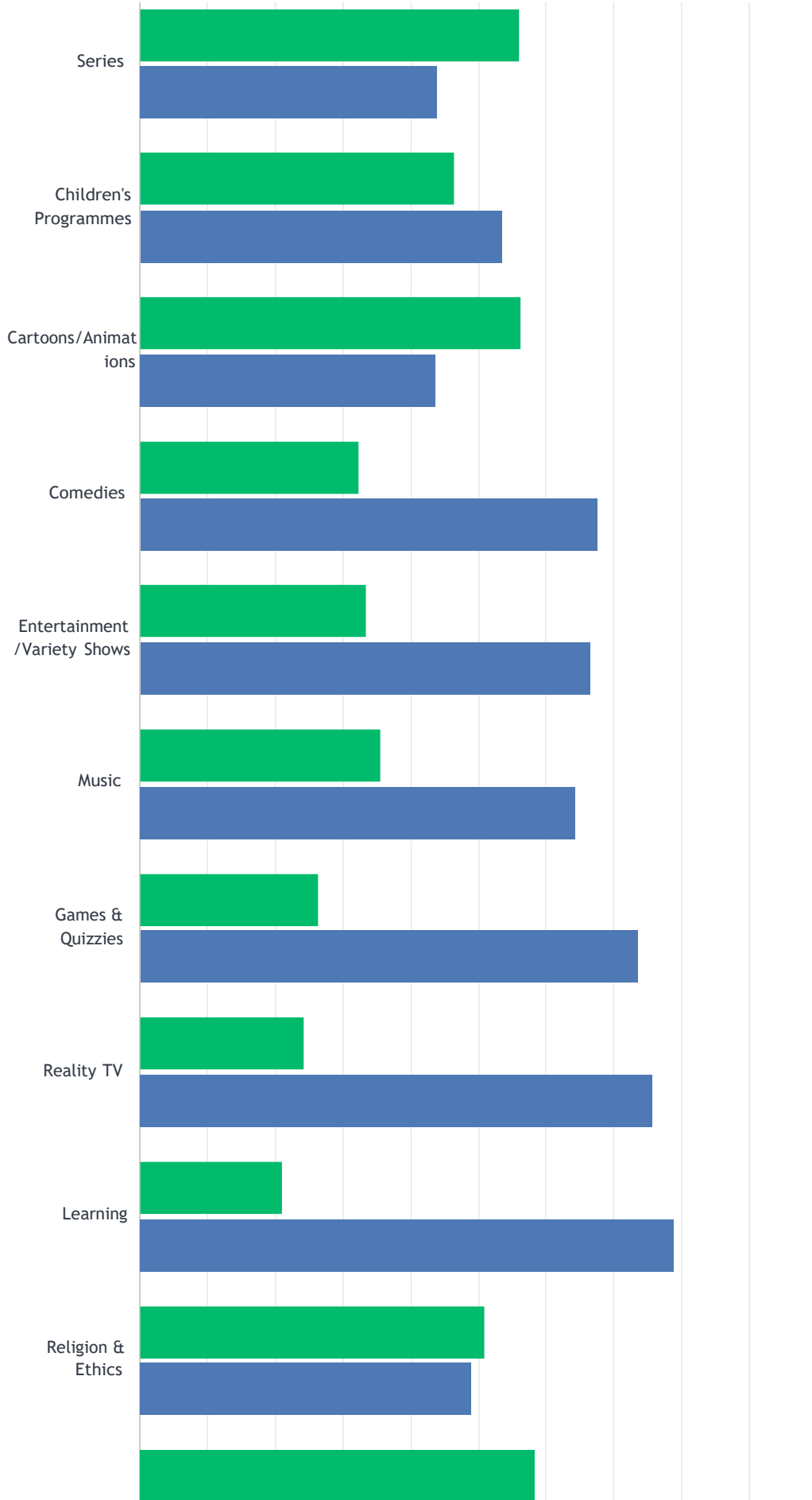


# Q7 Tick 3 Genres of Local Programmes that SBC TV are showing enough of and 3 genres of Local Programmes that SBC TV are NOT showing enough of

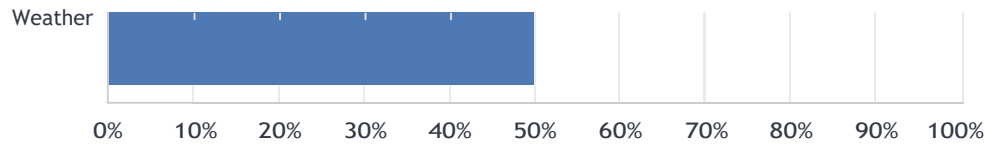
Answered: 1,789 Skipped: 92







# SBC Audience Survey 2023



Showing en...  Not showin...

SBC Audience Survey 2023

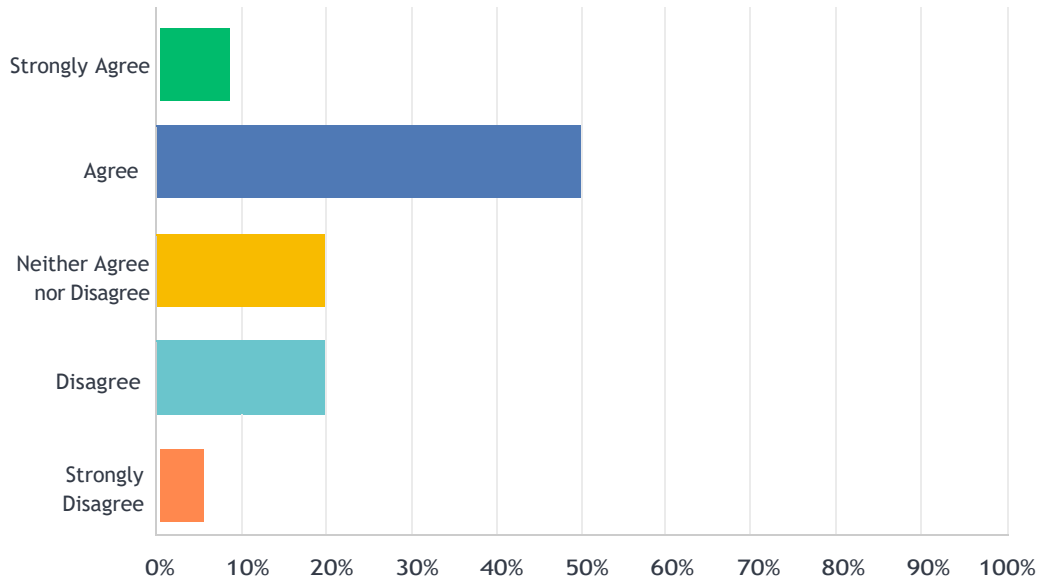
	SHOWING ENOUGH OF	NOT SHOWING ENOUGH	TOTAL	WEIGHTED AVERAGE
News	50.43% 820	49.57% 806	1,626	1.50
Current Affairs/ Politics	59.48% 577	40.52% 393	970	1.41
Sports	54.44% 803	45.56% 672	1,475	1.46
Culture	27.26% 311	72.74% 830	1,141	1.73
Health & Well-being	29.00% 319	71.00% 781	1,100	1.71
Finance & Economy	35.23% 304	64.77% 559	863	1.65
Science & Technology	29.50% 246	70.50% 588	834	1.71
Environment and Nature	40.27% 445	59.73% 660	1,105	1.60
Beauty & Style	23.52% 211	76.48% 686	897	1.76
Cars & Motors	28.32% 222	71.68% 562	784	1.72
Crime and Justice	27.41% 250	72.59% 662	912	1.73
Food and Drink	34.34% 342	65.66% 654	996	1.66
History	31.88% 270	68.12% 577	847	1.68
Home and Gardens	22.67% 192	77.33% 655	847	1.77
Life Stories	23.76% 211	76.24% 677	888	1.76
Pets & Animals	24.94% 197	75.06% 593	790	1.75
Travel	26.09% 227	73.91% 643	870	1.74
Movies	50.99% 620	49.01% 596	1,216	1.49
Telenovelas	70.33% 889	29.67% 375	1,264	1.30
Series	56.16% 597	43.84% 466	1,063	1.44
Children's Programmes	46.52% 481	53.48% 553	1,034	1.53
Cartoons/Animations	56.19% 567	43.81% 442	1,009	1.44
Comedies	32.32% 276	67.68% 578	854	1.68
Entertainment /Variety Shows	33.41%	66.59%		

SBC Audience Survey 2023

	281	560	841	1.67
Music	35.63% 315	64.37% 569	884	1.64
Games & Quizzies	26.37% 207	73.63% 578	785	1.74
Reality TV	24.33% 190	75.67% 591	781	1.76
Learning	21.05% 164	78.95% 615	779	1.79
Religion & Ethics	51.04% 417	48.96% 400	817	1.49
Weather	58.40% 473	41.60% 337	810	1.42

## Q8 SBC TV broadcasts enough Local Programmes

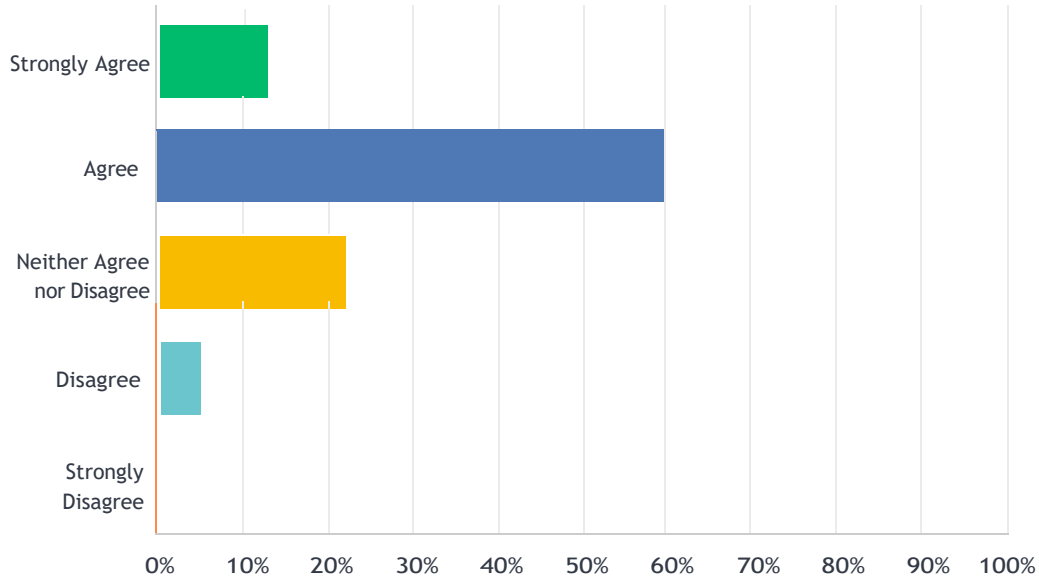
Answered: 1,731 Skipped: 150



ANSWER CHOICES	RESPONSES	
Strongly Agree	8.32%	144
Agree	49.45%	856
Neither Agree nor Disagree	18.89%	327
Disagree	18.02%	312
Strongly Disagree	5.31%	92
<b>TOTAL</b>		<b>1,731</b>

## Q9 The Local Programmes shown on SBC TV are good and interesting to watch

Answered: 1,745 Skipped: 136

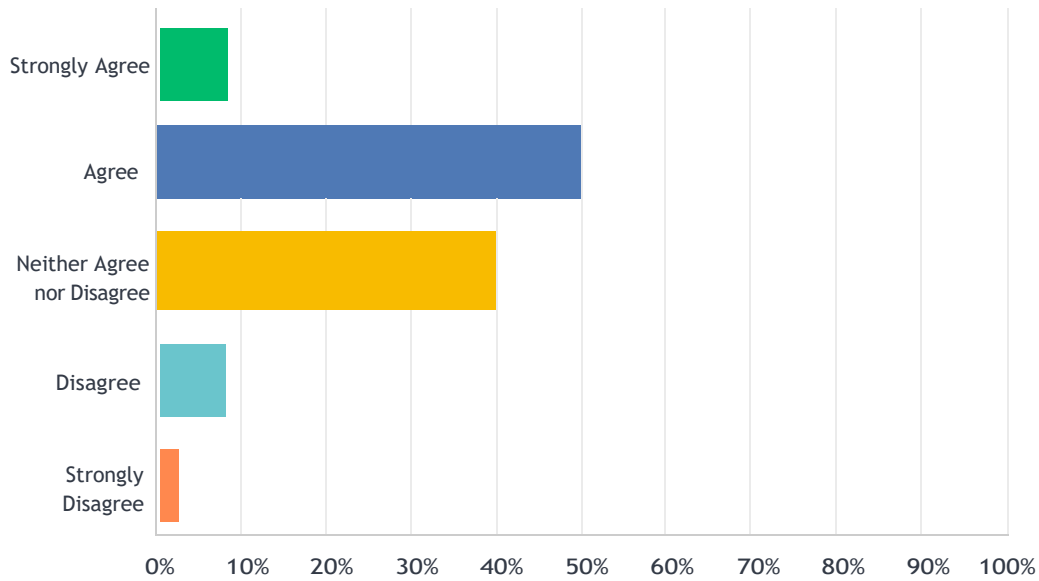


ANSWER CHOICES	RESPONSES	
Strongly Agree	12.89%	225
Agree	58.68%	1,024
Neither Agree nor Disagree	22.01%	384
Disagree	4.81%	84
Strongly Disagree	1.60%	28
<b>TOTAL</b>		<b>1,745</b>



## Q11 The International Programmes shown on TV are good and interesting to watch

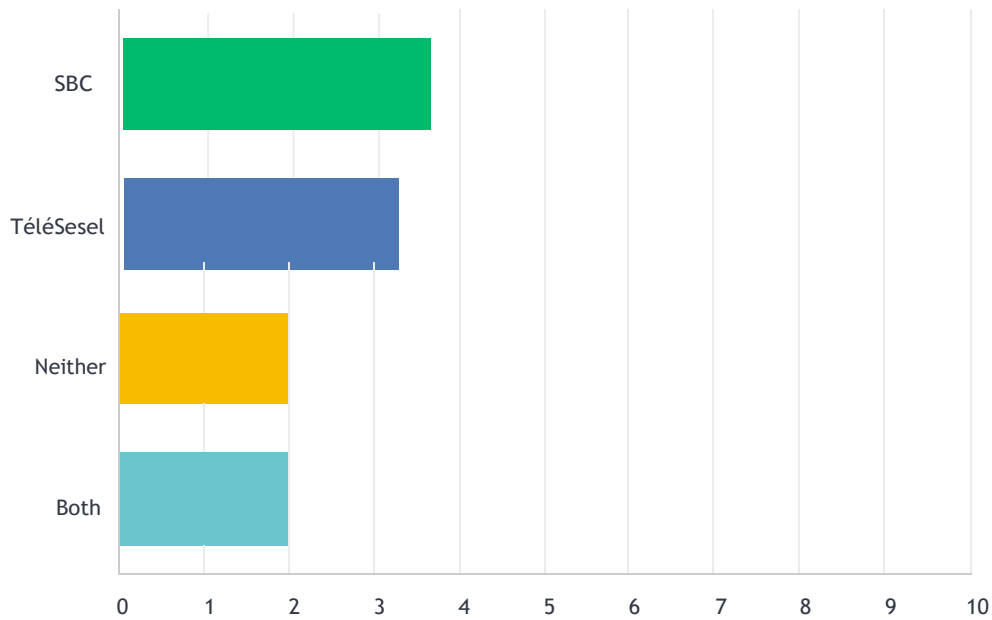
Answered: 1,723 Skipped: 158



ANSWER CHOICES	RESPONSES	
Strongly Agree	8.07%	139
Agree	49.74%	857
Neither Agree nor Disagree	32.04%	552
Disagree	7.84%	135
Strongly Disagree	2.32%	40
<b>TOTAL</b>		<b>1,723</b>

### Q12 Which is your favourite Local TV Service? List in order of preference.

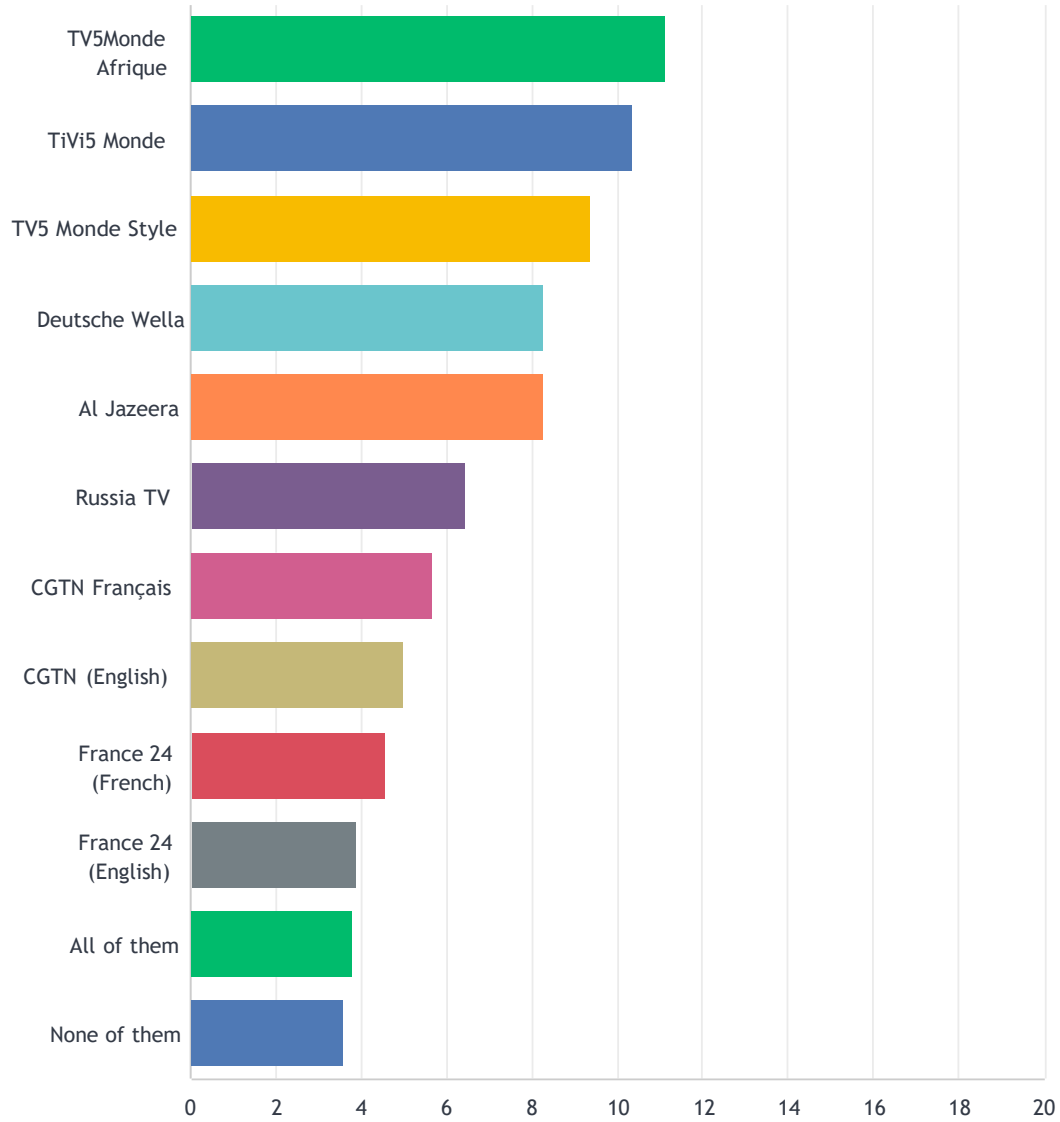
Answered: 1,730 Skipped: 151



	1	2	3	4	TOTAL	SCORE
SBC	65.85% 962	32.17% 470	1.16% 17	0.82% 12	1,461	3.63
TéléSesel	36.43% 451	53.31% 660	9.21% 114	1.05% 13	1,238	3.25
Neither	7.86% 60	3.54% 27	68.55% 523	20.05% 153	763	1.99
Both	22.90% 194	2.72% 23	8.74% 74	65.64% 556	847	1.83

### Q13 Rank the foreign channels on the SBC DTT service from most to least preferred

Answered: 1,519 Skipped: 362

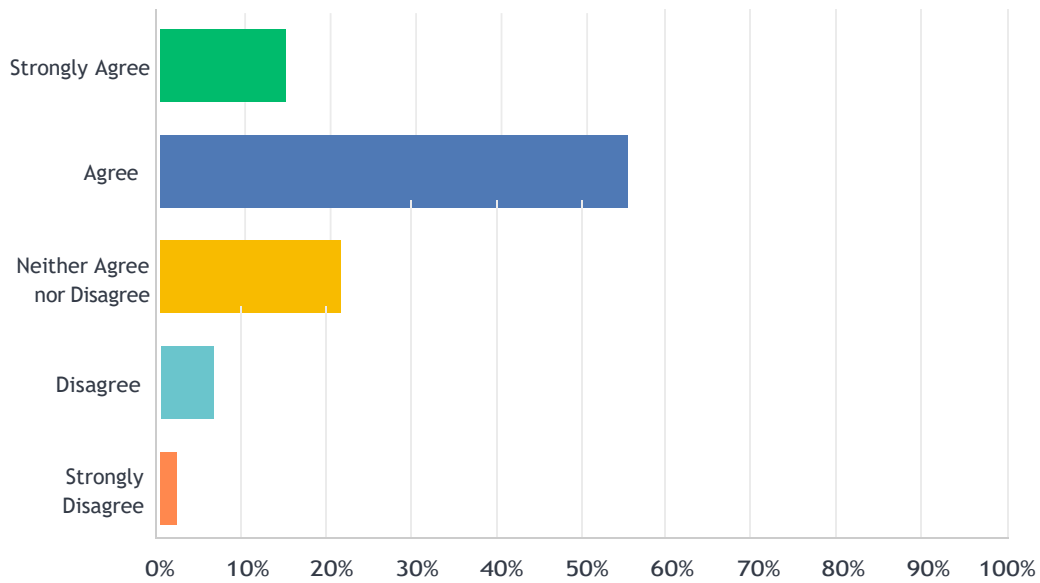


SBC Audience Survey 2023

	1	2	3	4	5	6	7	8	9	10	11	
TV5Monde Afrique	63.78% 766	19.90% 239	6.66% 80	2.50% 30	2.16% 26	1.25% 15	1.17% 14	0.08% 1	0.75% 9	0.17% 2	0.67% 8	
TiVi5 Monde	6.48% 79	58.69% 716	21.23% 259	5.74% 70	2.54% 31	1.72% 21	1.07% 13	1.23% 15	0.66% 8	0.33% 4	0.25% 3	
TV5 Monde Style	1.52% 18	5.57% 66	55.53% 658	21.69% 257	8.19% 97	3.63% 43	1.60% 19	0.84% 10	0.51% 6	0.42% 5	0.08% 1	
Deutsche Wella	1.02% 12	2.29% 27	4.83% 57	53.22% 628	19.58% 231	7.97% 94	4.15% 49	2.37% 28	1.44% 17	1.86% 22	0.76% 9	
Al Jazeera	12.37% 155	5.83% 73	4.07% 51	4.07% 51	43.89% 550	18.99% 238	5.67% 71	2.23% 28	1.44% 18	0.80% 10	0.32% 4	
Russia TV	1.02% 12	1.10% 13	1.02% 12	2.72% 32	6.29% 74	47.07% 554	21.24% 250	9.60% 113	5.18% 61	2.80% 33	1.02% 12	
CGTN Français	0.93% 11	1.18% 14	0.85% 10	2.28% 27	3.30% 39	7.02% 83	43.11% 510	24.34% 288	9.64% 114	4.23% 50	2.37% 28	
CGTN (English)	0.93% 11	1.78% 21	1.78% 21	2.37% 28	2.46% 29	2.97% 35	10.00% 118	40.25% 475	23.81% 281	7.97% 94	4.32% 51	
France 24 (French)	1.65% 20	2.98% 36	2.32% 28	2.65% 32	3.80% 46	3.39% 41	3.72% 45	8.19% 99	37.80% 457	22.99% 278	7.11% 86	
France 24 (English)	1.76% 21	2.09% 25	3.34% 40	1.92% 23	2.84% 34	2.76% 33	3.85% 46	4.52% 54	8.61% 103	40.47% 484	22.74% 272	
All of them	12.24% 146	1.42% 17	0.75% 9	0.42% 5	1.09% 13	1.09% 13	2.43% 29	3.52% 42	4.86% 58	11.06% 132	43.76% 522	1
None of them	17.44% 230	0.76% 10	0.15% 2	1.06% 14	1.14% 15	0.76% 10	0.76% 10	1.52% 20	2.65% 35	3.49% 46	11.68% 154	5

## Q14 I believe SBC TV has improved over the past 12 months

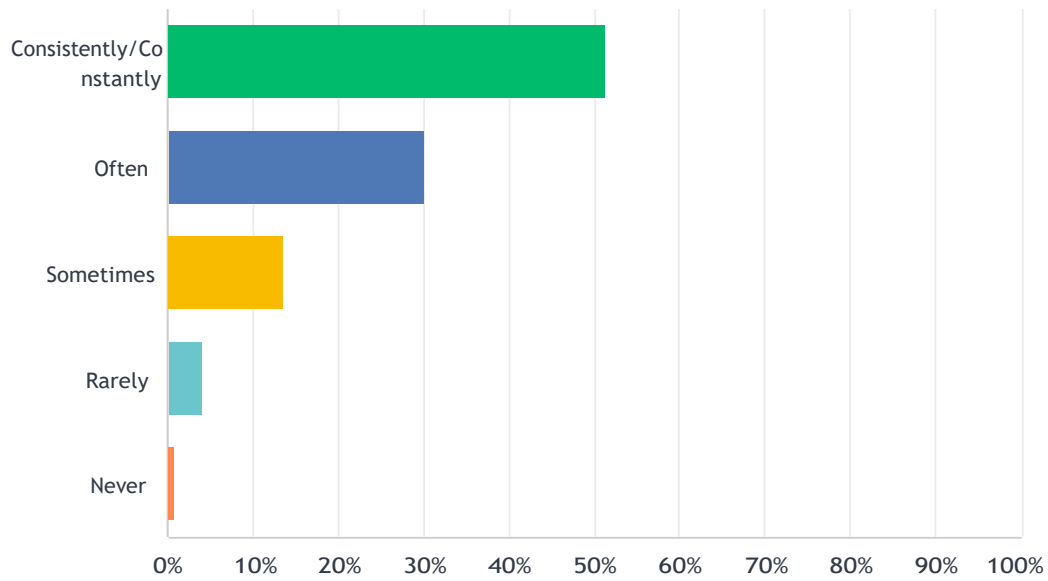
Answered: 1,743 Skipped: 138



ANSWER CHOICES	RESPONSES	
Strongly Agree	14.92%	260
Agree	55.08%	960
Neither Agree nor Disagree	21.40%	373
Disagree	6.48%	113
Strongly Disagree	2.12%	37
<b>TOTAL</b>		<b>1,743</b>

## Q16 I watch the SBC News

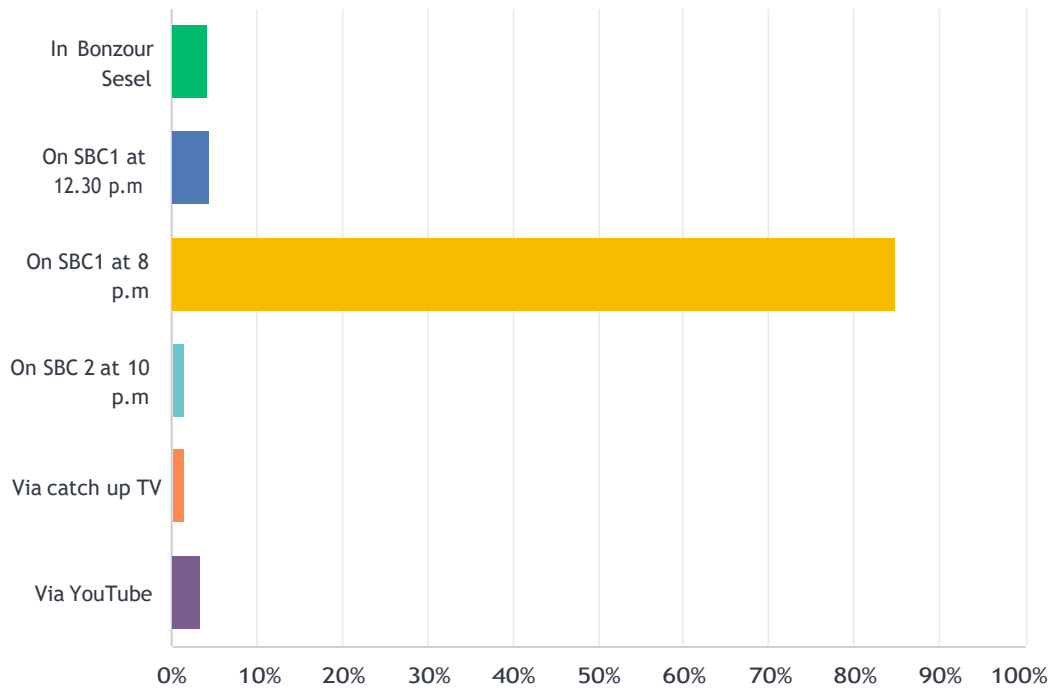
Answered: 1,688 Skipped: 193



ANSWER CHOICES	RESPONSES	
Consistently/Constantly	51.42%	868
Often	29.98%	506
Sometimes	13.68%	231
Rarely	4.03%	68
Never	0.89%	15
<b>TOTAL</b>		<b>1,688</b>

## Q17 I prefer to watch the TV News

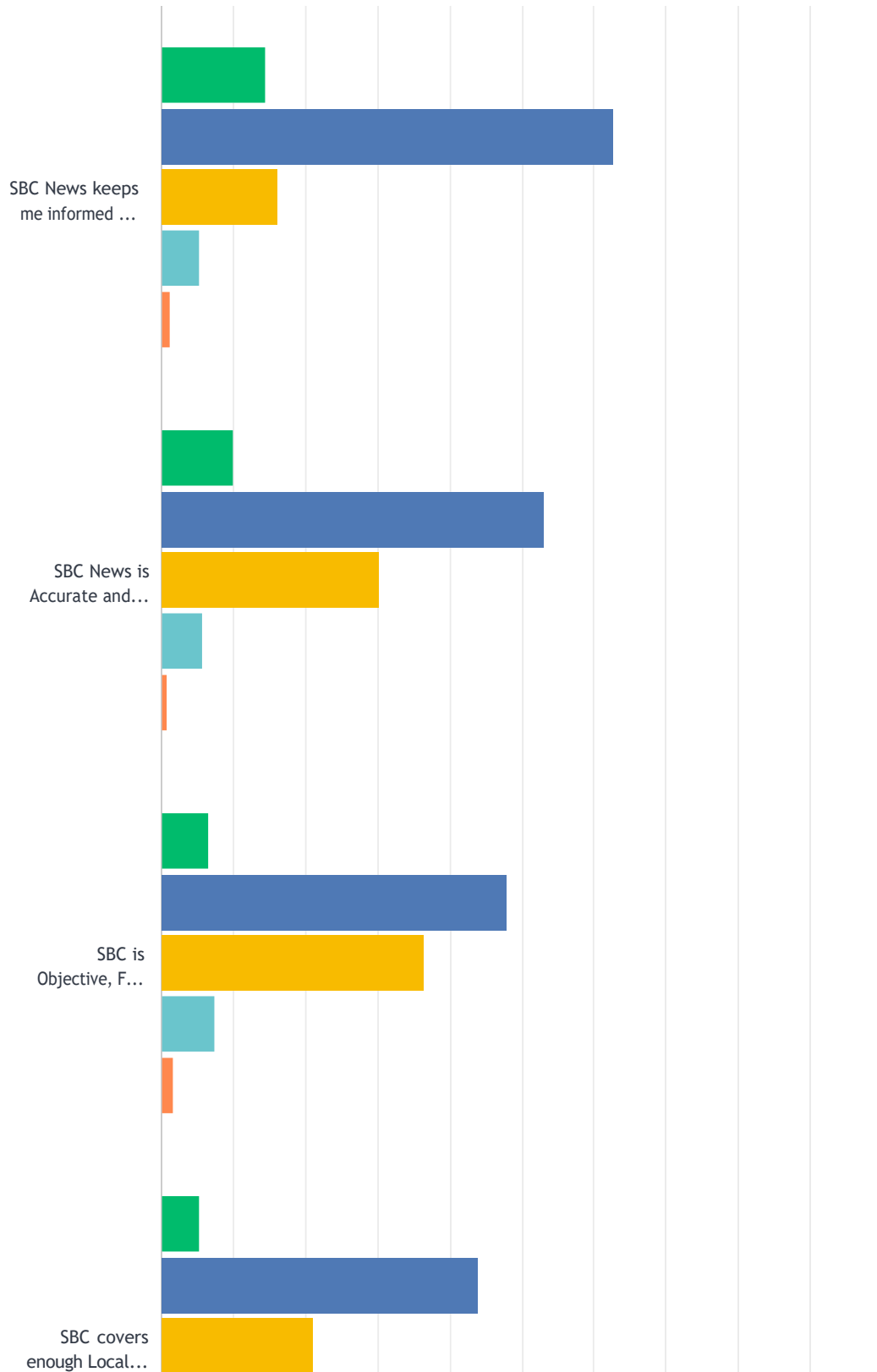
Answered: 1,678 Skipped: 203



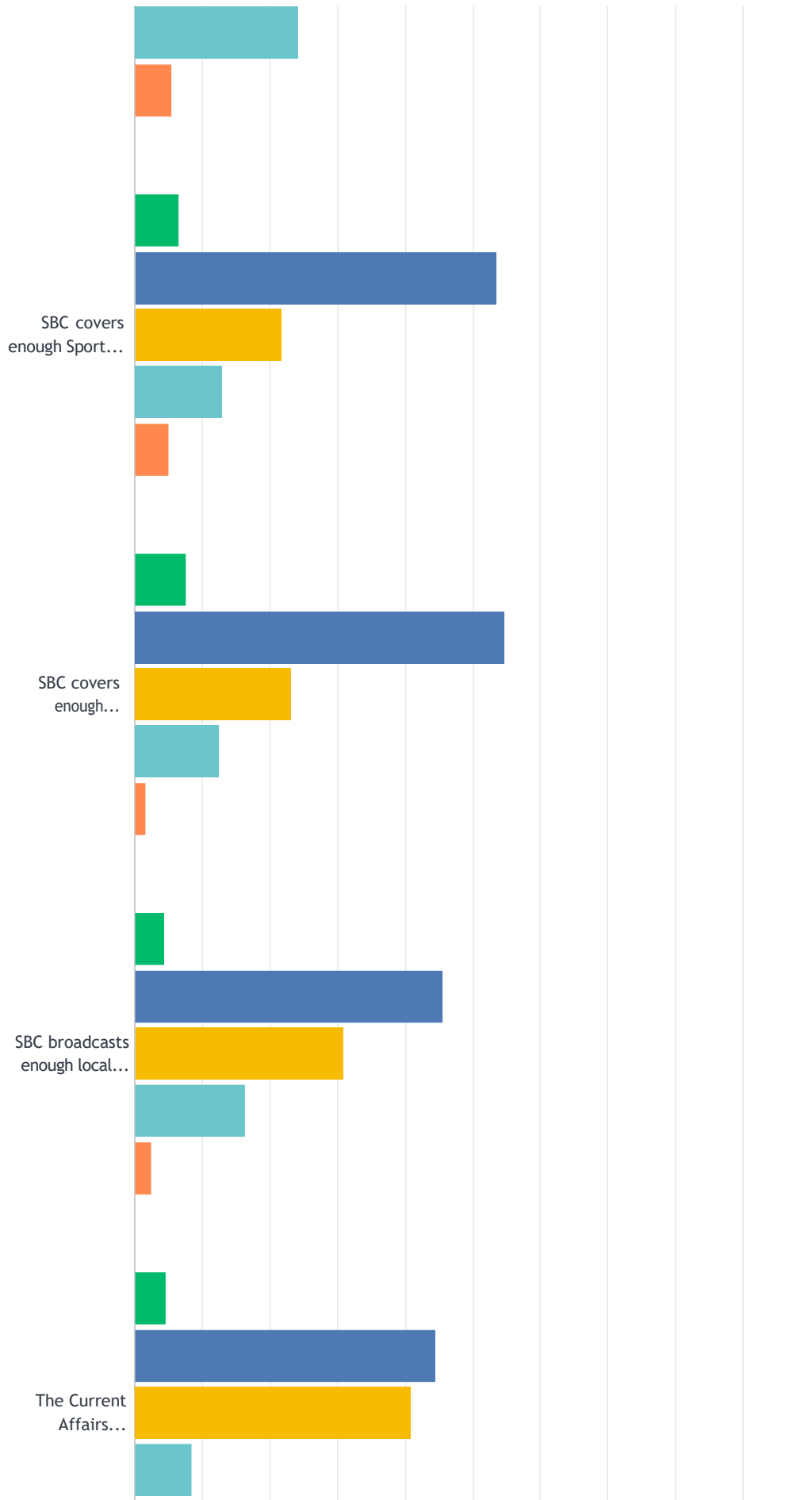
ANSWER CHOICES	RESPONSES	
In Bonzour Sesel	4.29%	72
On SBC1 at 12.30 p.m	4.41%	74
On SBC1 at 8 p.m	84.86%	1,424
On SBC 2 at 10 p.m	1.49%	25
Via catch up TV	1.55%	26
Via YouTube	3.40%	57
<b>TOTAL</b>		<b>1,678</b>

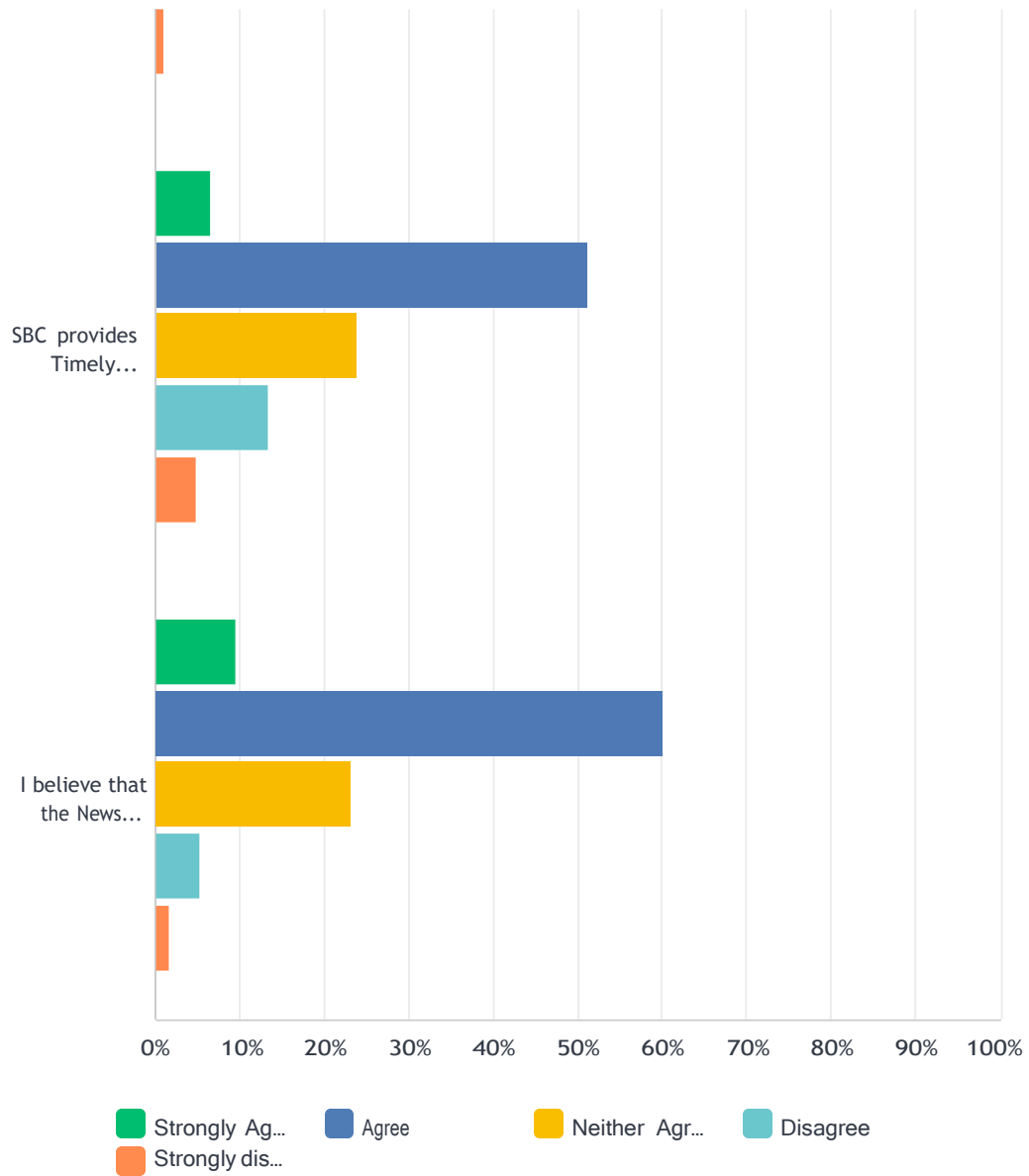
# Q18 Please choose the degree to which you feel the following descriptions align with SBC News and Current Affairs programmes

Answered: 1,711 Skipped: 170







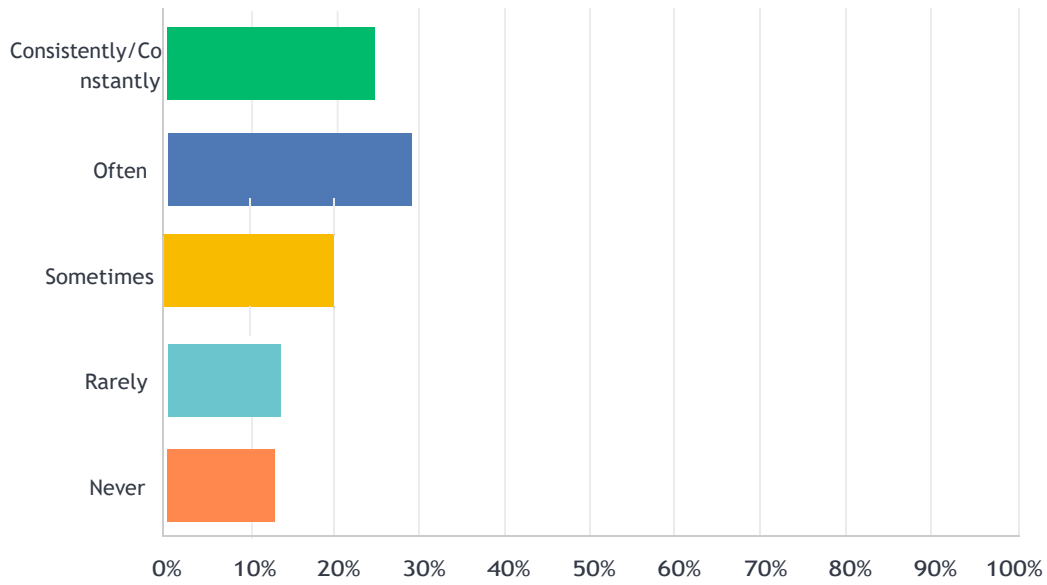


SBC Audience Survey 2023

	<b>STRONGLY AGREE</b>	<b>AGREE</b>	<b>NEITHER AGREE NOR DISAGREE</b>	<b>DISAGREE</b>	<b>STRONGLY DISAGREE</b>	<b>TOTAL</b>	<b>WEIGHTED AVERAGE</b>
SBC News keeps me informed of what is happening in the Country	14.52% 247	62.79% 1,068	16.23% 276	5.29% 90	1.18% 20	1,701	2.16
SBC News is Accurate and Factual	10.13% 170	53.01% 890	30.20% 507	5.84% 98	0.83% 14	1,679	2.34
SBC is Objective, Fair and Balanced in its News and Current Affairs Reporting and Coverage	6.54% 107	47.92% 784	36.37% 595	7.52% 123	1.65% 27	1,636	2.50
SBC covers enough Local News	5.23% 86	43.86% 721	21.17% 348	24.21% 398	5.54% 91	1,644	2.81
SBC covers enough Sports News	6.65% 108	53.42% 867	21.81% 354	13.06% 212	5.05% 82	1,623	2.56
SBC covers enough International news	7.70% 123	54.76% 875	23.28% 372	12.52% 200	1.75% 28	1,598	2.46
SBC broadcasts enough local Current Affairs Programmes	4.45% 69	45.65% 708	30.88% 479	16.44% 255	2.58% 40	1,551	2.67
The Current Affairs Programmes are Compelling and Relevant	4.72% 73	44.63% 690	41.01% 634	8.54% 132	1.10% 17	1,546	2.57
SBC provides Timely information and reports on national events	6.62% 103	51.16% 796	23.97% 373	13.37% 208	4.88% 76	1,556	2.59
I believe that the News bulletins have improved over the past 12 months	9.67% 154	60.11% 957	23.18% 369	5.40% 86	1.63% 26	1,592	2.29

## Q20 I listen to Radyo Sesel

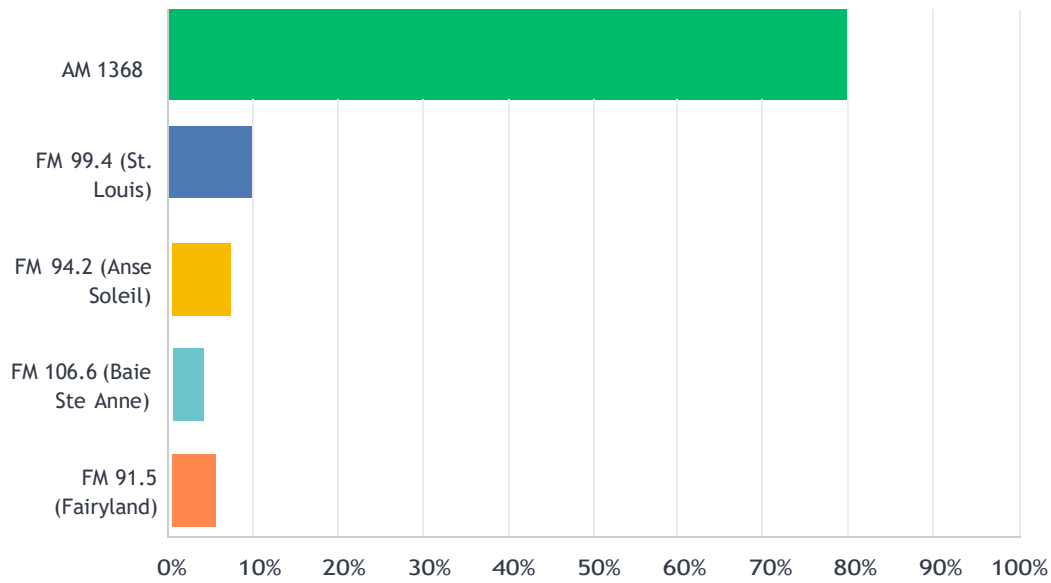
Answered: 1,658 Skipped: 223



ANSWER CHOICES	RESPONSES	
Consistently/Constantly	24.61%	408
Often	28.77%	477
Sometimes	20.39%	338
Rarely	13.45%	223
Never	12.79%	212
<b>TOTAL</b>		<b>1,658</b>

## Q21 I listen to Radyo Sesel on (frequency)

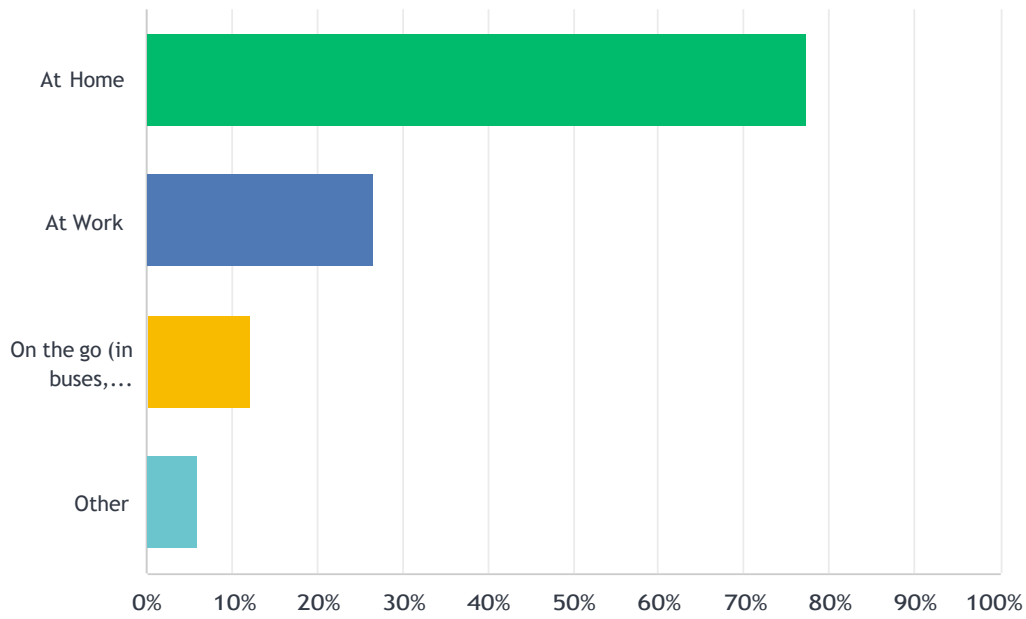
Answered: 1,401 Skipped: 480



ANSWER CHOICES	RESPONSES	
AM 1368	74.38%	1,042
FM 99.4 (St. Louis)	9.42%	132
FM 94.2 (Anse Soleil)	7.00%	98
FM 106.6 (Baie Ste Anne)	3.78%	53
FM 91.5 (Fairyland)	5.42%	76
<b>TOTAL</b>		<b>1,401</b>

## Q22 I listen to Radyo Sesel (location)

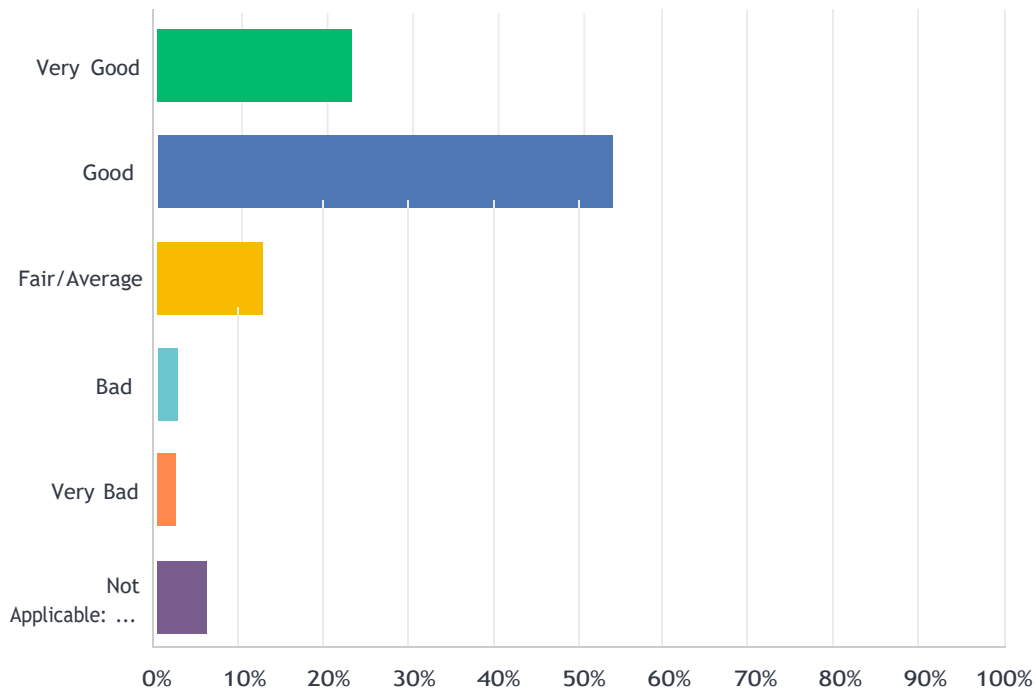
Answered: 1,462 Skipped: 419



ANSWER CHOICES	RESPONSES	
At Home	77.36%	1,131
At Work	26.74%	391
On the go (in buses, restaurants, public places, etc)	12.18%	178
Other	5.95%	87
Total Respondents: 1,462		

## Q23 The Radyo Sesel reception in my home is

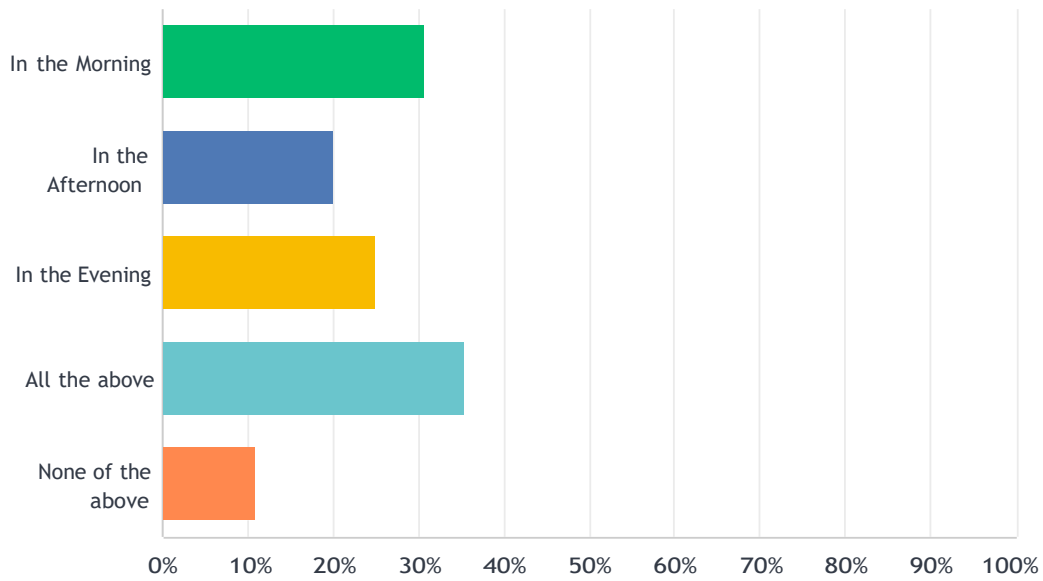
Answered: 1,468 Skipped: 413



ANSWER CHOICES	RESPONSES	
Very Good	23.02%	338
Good	53.61%	787
Fair/Average	12.67%	186
Bad	2.45%	36
Very Bad	2.25%	33
Not Applicable: I do not receive Radyo Sesel via a Radio Set	5.99%	88
<b>TOTAL</b>		<b>1,468</b>

## Q24 During the day I listen to Radyo Sesel

Answered: 1,457 Skipped: 424

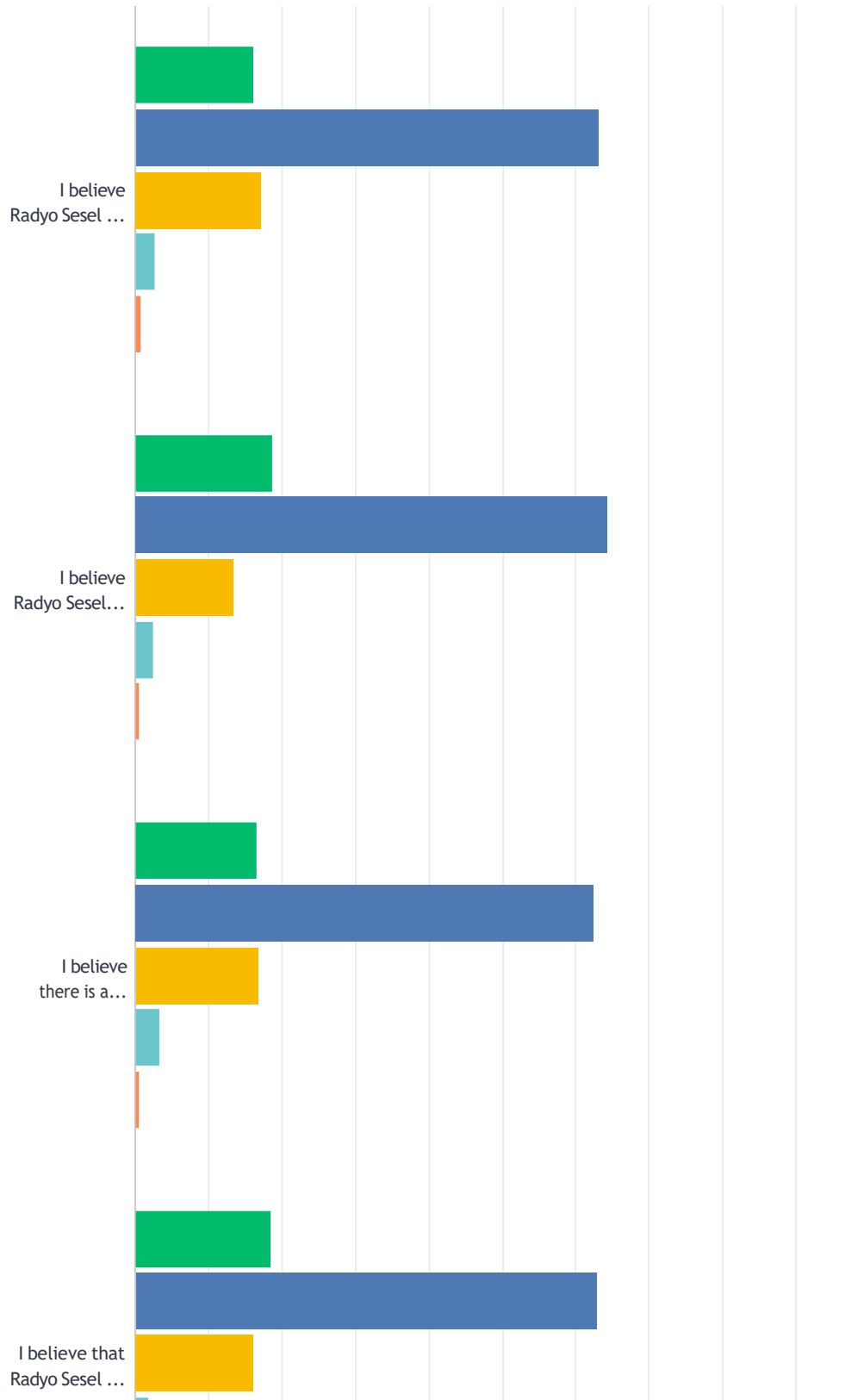


ANSWER CHOICES	RESPONSES	
In the Morning	30.75%	448
In the Afternoon	20.11%	293
In the Evening	25.05%	365
All the above	35.35%	515
None of the above	10.78%	157
Total Respondents: 1,457		

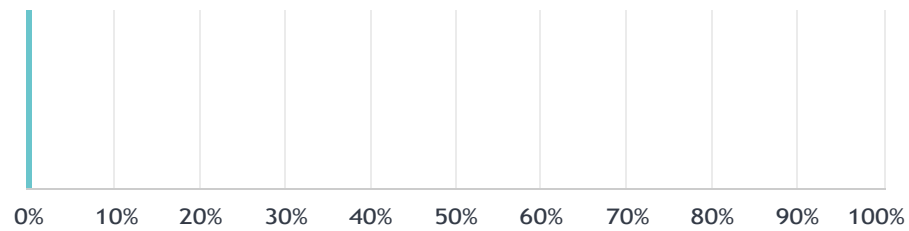


## Q26 Please choose the degree to which you feel the following descriptions align with Radyo Sesel

Answered: 1,441 Skipped: 440



### SBC Audience Survey 2023

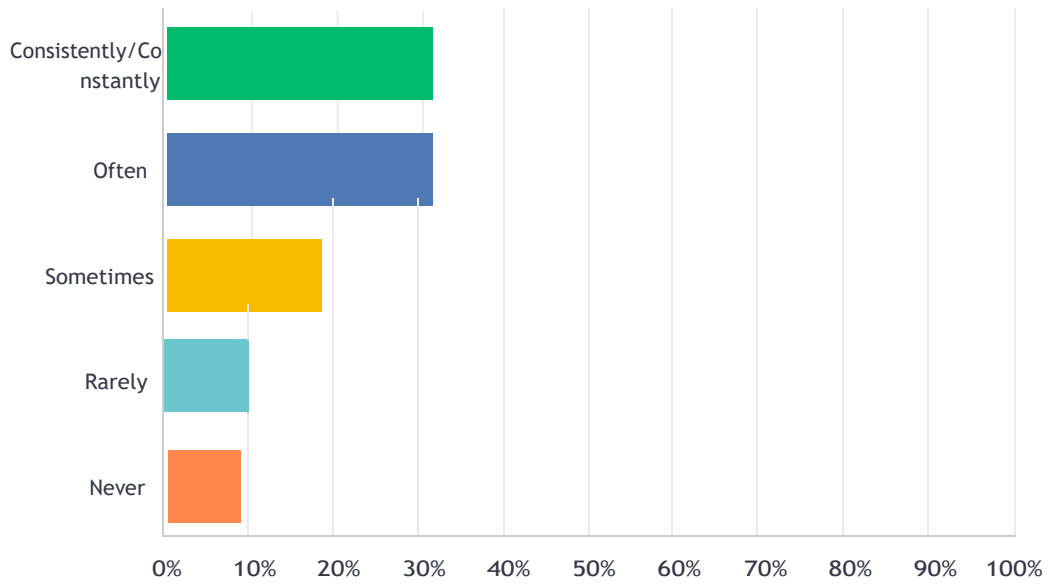


■ Strongly Ag...   
 ■ Agree   
 ■ Neither Agr...   
 ■ Disagree  
■ Strongly Di...

	STRONGLY AGREE	AGREE	NEITHER AGREE NOR DISAGREE	DISAGREE	STRONGLY DISAGREE	TOTAL	WEIGHTED AVERAGE
I believe Radyo Sesel has a good variety of Programmes	16.18% 229	63.04% 892	17.24% 244	2.76% 39	0.78% 11	1,415	2.09
I believe Radyo Sesel plays a good variety of different genres of music	18.84% 269	64.50% 921	13.45% 192	2.66% 38	0.56% 8	1,428	2.02
I believe there is a balance between local and Foreign music on Radyo Sesel	16.65% 235	62.58% 883	16.80% 237	3.40% 48	0.57% 8	1,411	2.09
I believe that Radyo Sesel has improved over the past 12 months	18.48% 256	62.82% 870	16.17% 224	1.88% 26	0.65% 9	1,385	2.03

## Q28 I listen to Paradise FM

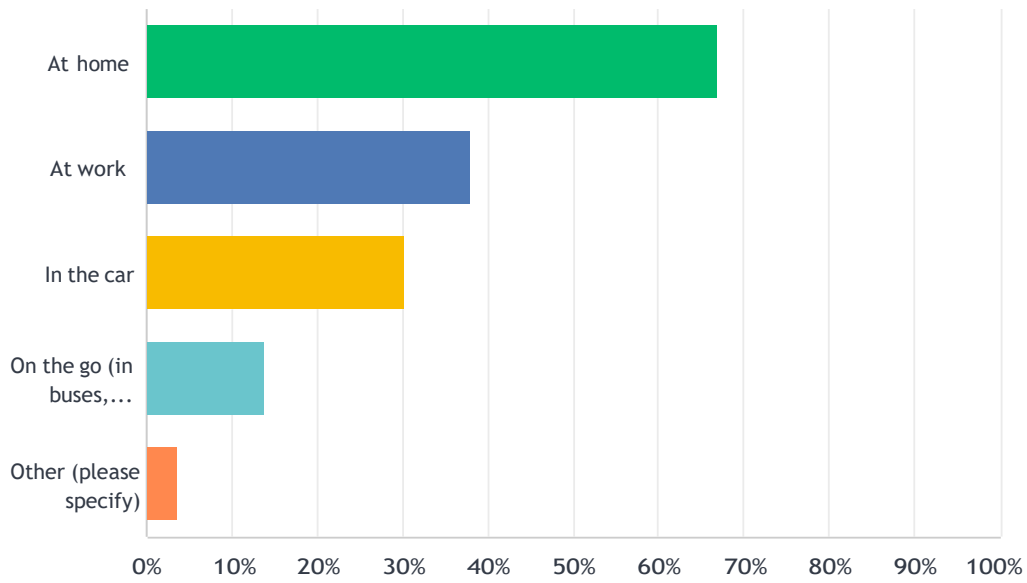
Answered: 1,639 Skipped: 242



ANSWER CHOICES	RESPONSES	
Consistently/Constantly	31.24%	512
Often	31.30%	513
Sometimes	18.24%	299
Rarely	10.37%	170
Never	8.85%	145
<b>TOTAL</b>		<b>1,639</b>

## Q29 I listen to Paradise FM

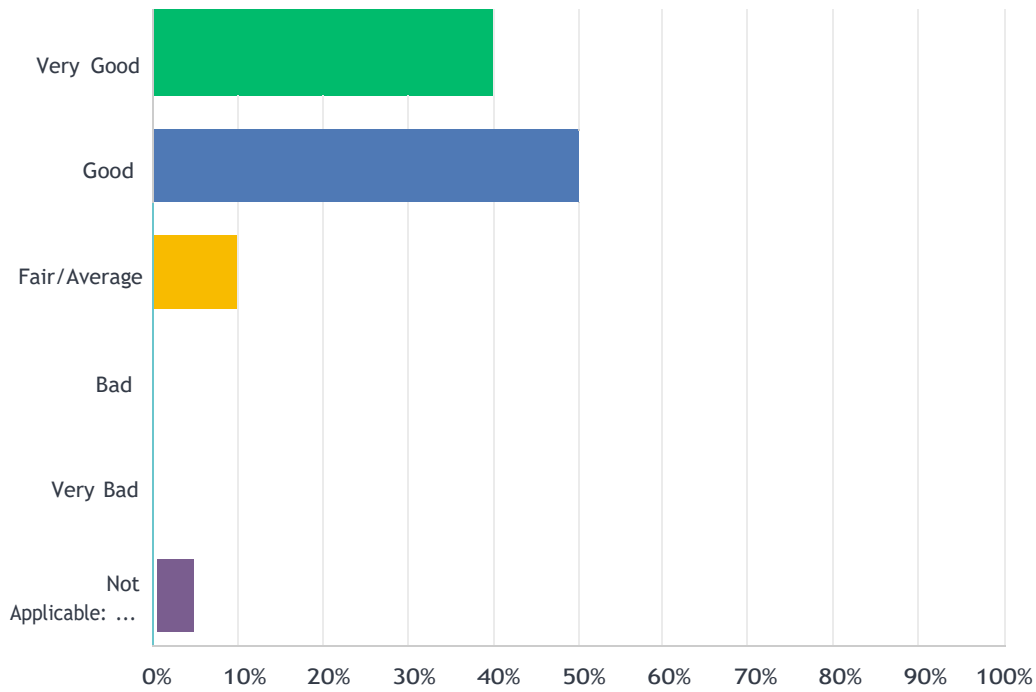
Answered: 1,507 Skipped: 374



ANSWER CHOICES	RESPONSES	
At home	67.02%	1,010
At work	37.96%	572
In the car	30.33%	457
On the go (in buses, restaurants, public places)	13.93%	210
Other (please specify)	3.58%	54
Total Respondents: 1,507		

### Q30 The Paradise FM reception in my home is

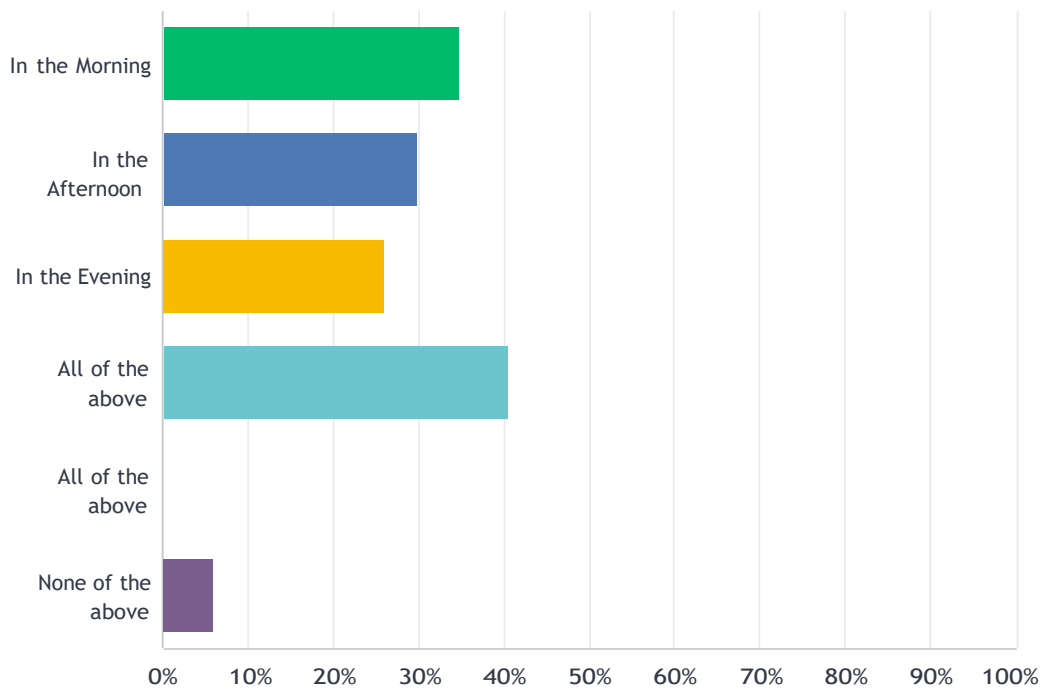
Answered: 1,466 Skipped: 415



ANSWER CHOICES	RESPONSES	
Very Good	32.20%	472
Good	50.68%	743
Fair/Average	9.14%	134
Bad	1.91%	28
Very Bad	1.50%	22
Not Applicable: I do not receive Radyo Sesel via a Radio Set	4.57%	67
<b>TOTAL</b>		<b>1,466</b>

## Q31 During the day I listen to Paradise FM

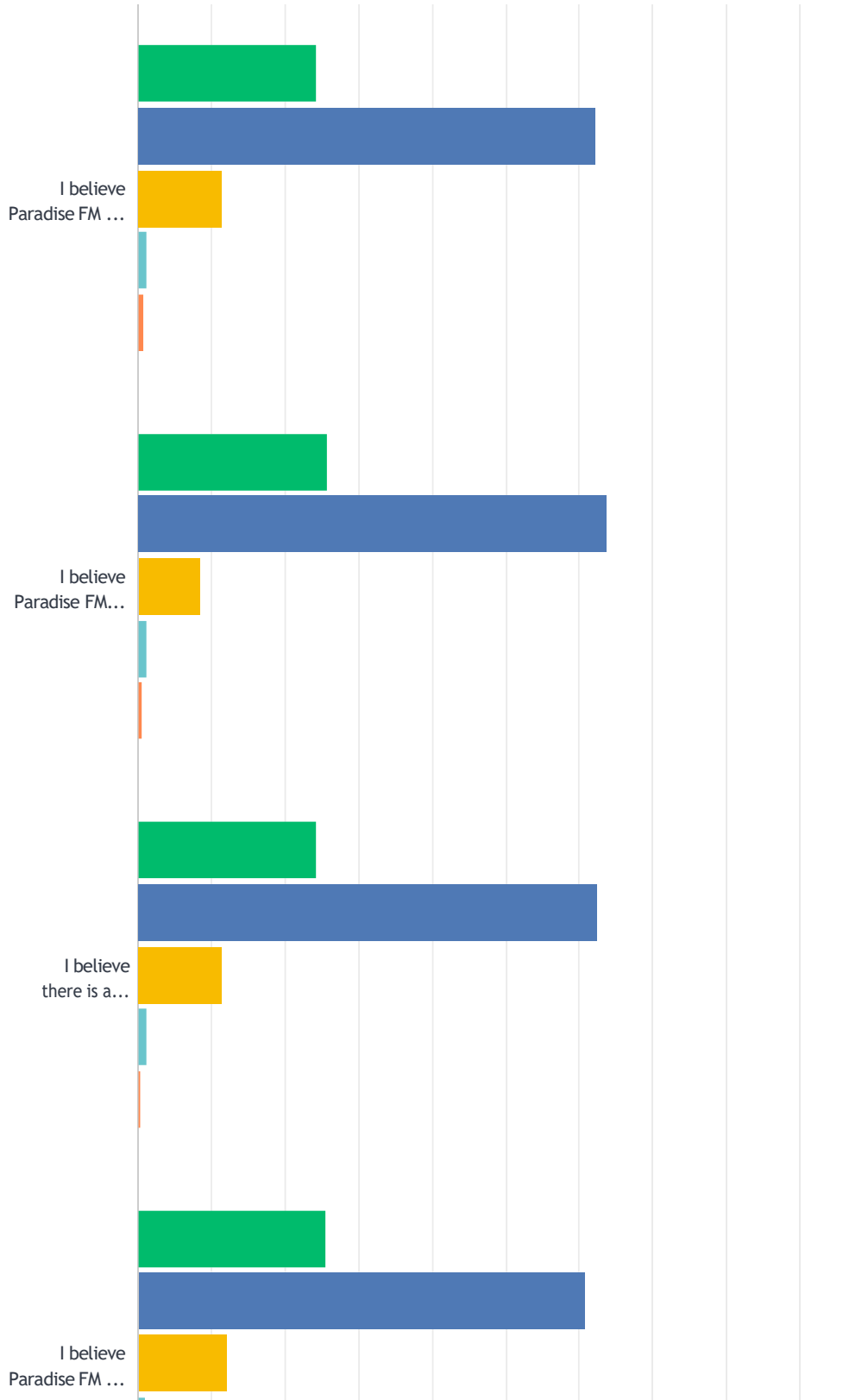
Answered: 1,471 Skipped: 410



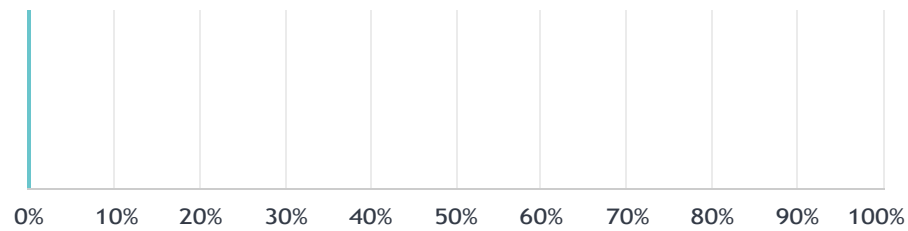
ANSWER CHOICES	RESPONSES	
In the Morning	34.81%	512
In the Afternoon	29.91%	440
In the Evening	26.04%	383
All of the above	40.52%	596
All of the above	0.00%	0
None of the above	5.98%	88
Total Respondents: 1,471		

### Q33 Please choose the degree to which you feel the following descriptions align with Paradise FM

Answered: 1,476 Skipped: 405



### SBC Audience Survey 2023



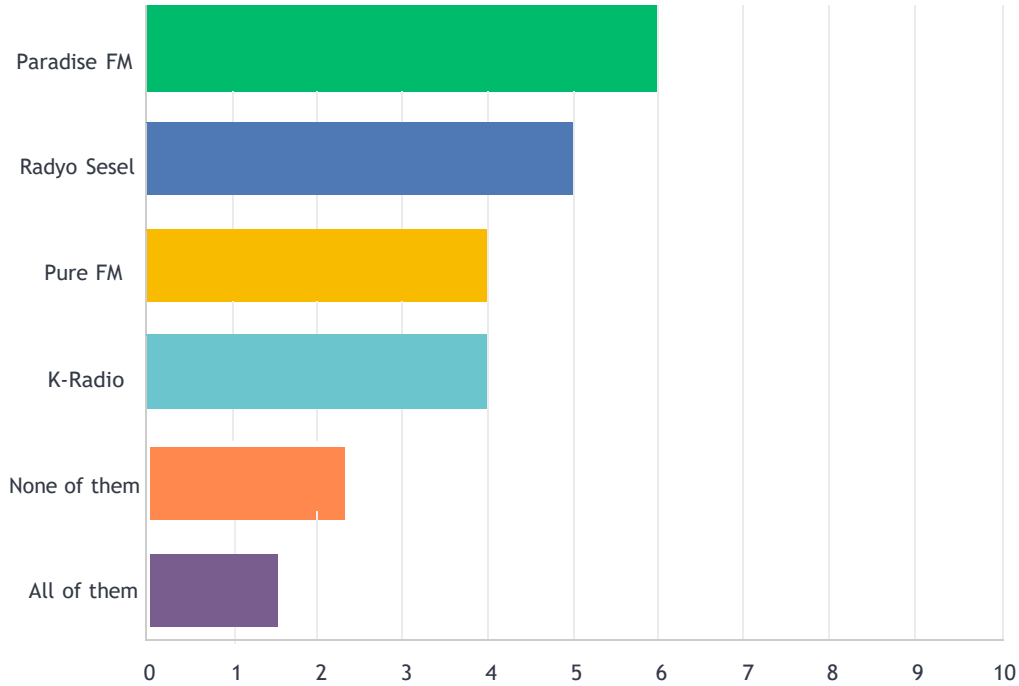
■ Strongly Ag...   
 ■ Agree   
 ■ Neither Agr...   
 ■ Disagree  
■ Strongly Di...

	STRONGLY AGREE	AGREE	NEITHER AGREE NOR DISAGREE	DISAGREE	STRONGLY DISAGREE	TOTAL	WEIGHTED AVERAGE
I believe Paradise FM has a good variety of Programmes	24.21% 353	62.21% 907	11.45% 167	1.37% 20	0.75% 11	1,458	1.92
I believe Paradise FM plays different genre of music	25.72% 376	63.68% 931	8.55% 125	1.37% 20	0.68% 10	1,462	1.88
I believe there is a balance between local and Foreign music on Paradise FM	24.34% 352	62.52% 904	11.41% 165	1.24% 18	0.48% 7	1,446	1.91
I believe Paradise FM has improved over the past 12 months	25.58% 362	60.71% 859	12.23% 173	0.99% 14	0.49% 7	1,415	1.90



### Q35 Which is your Favourite Local Radio Station? List in order of preference.

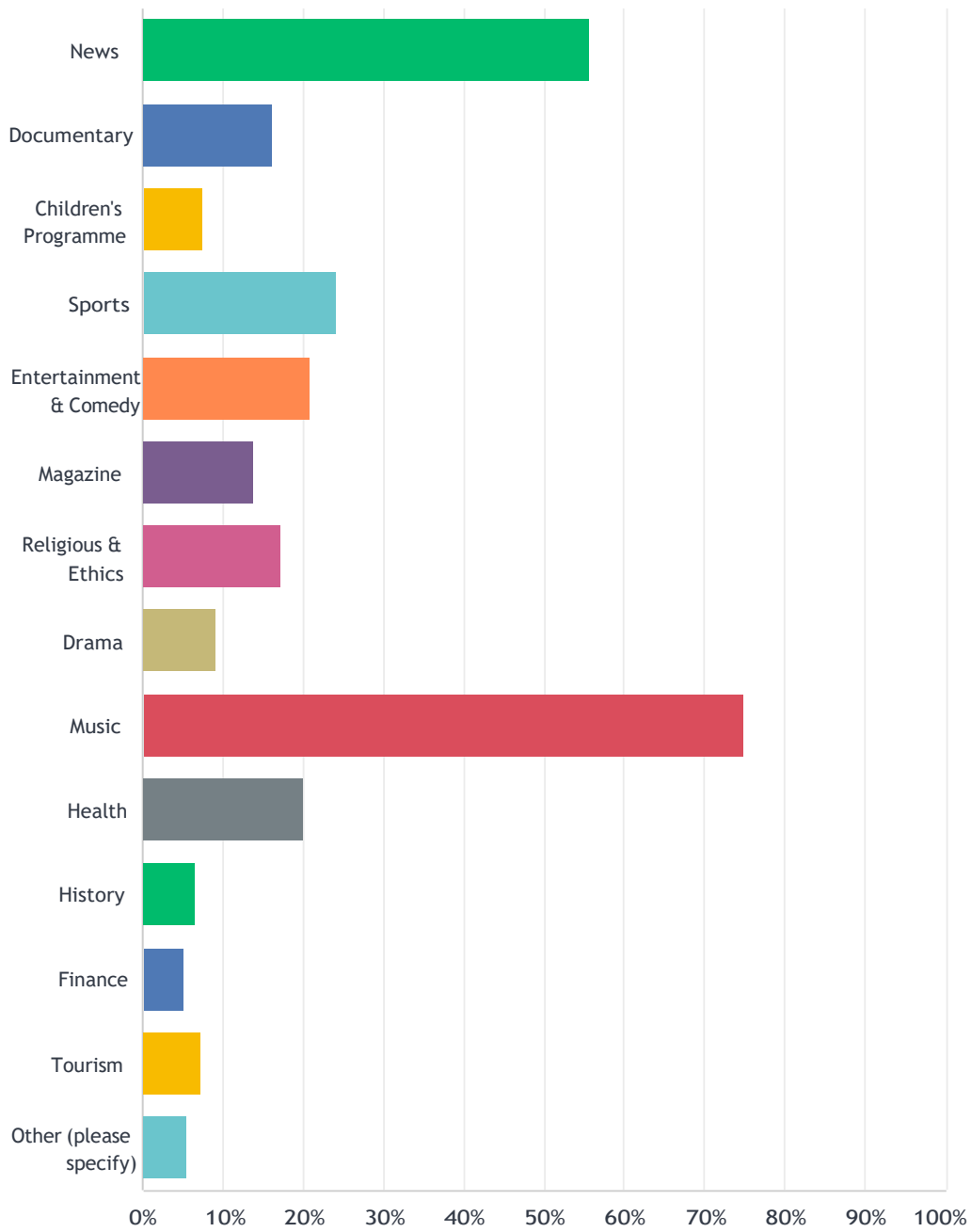
Answered: 1,555 Skipped: 326



	1	2	3	4	5	6	TOTAL	SCORE
Paradise FM	70.00% 952	25.88% 352	3.16% 43	0.37% 5	0.07% 1	0.51% 7	1,360	5.64
Radyo Sesel	29.69% 380	51.25% 656	9.69% 124	8.44% 108	0.63% 8	0.31% 4	1,280	5.00
Pure FM	3.52% 33	11.62% 109	63.75% 598	18.98% 178	1.81% 17	0.32% 3	938	3.95
K-Radio	7.06% 64	9.59% 87	14.99% 136	56.78% 515	9.92% 90	1.65% 15	907	3.42
None of them	5.65% 43	1.84% 14	3.55% 27	5.52% 42	73.98% 563	9.46% 72	761	2.31
All of them	7.32% 56	0.92% 7	1.05% 8	1.44% 11	6.14% 47	83.14% 636	765	1.52

### Q36 What type(s) of radio programmes do you prefer?

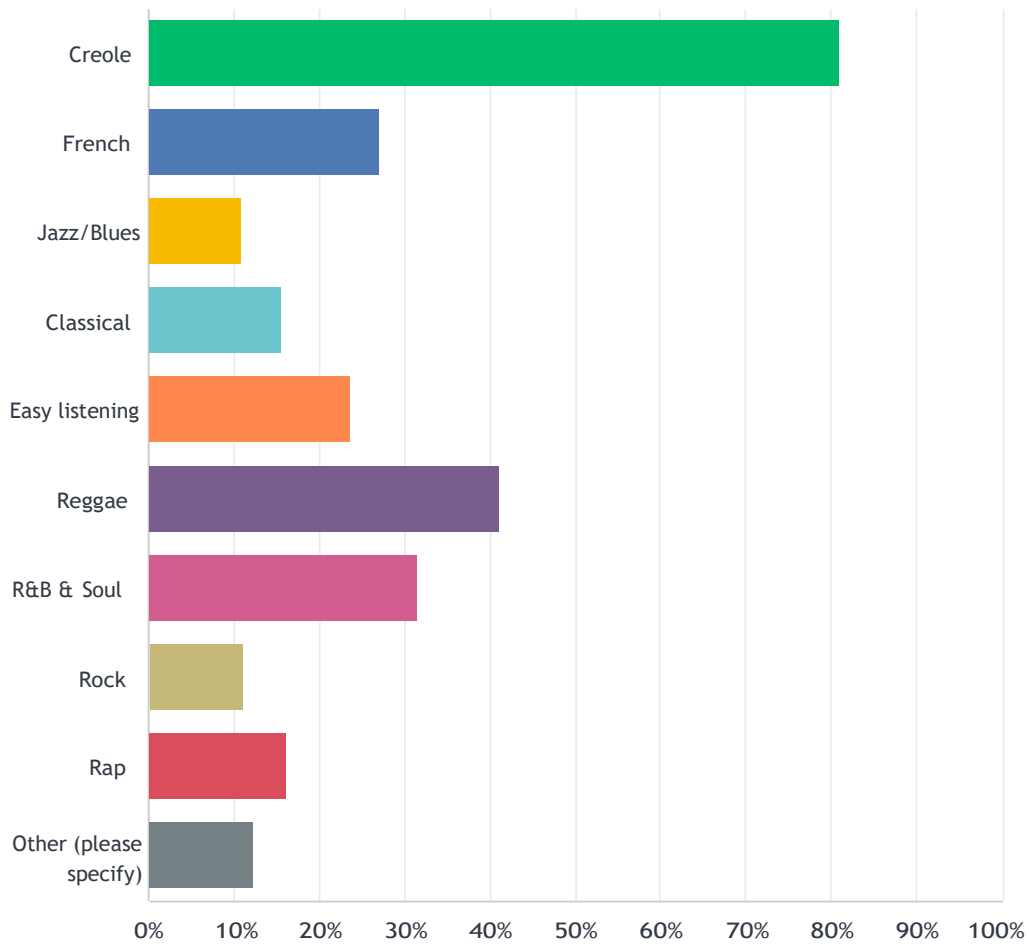
Answered: 1,523 Skipped: 358



ANSWER CHOICES	RESPONSES	
News	55.68%	848
Documentary	16.15%	246
Children's Programme	7.42%	113
Sports	24.10%	367
Entertainment & Comedy	20.81%	317
Magazine	13.92%	212
Religious & Ethics	17.27%	263
Drama	9.13%	139
Music	74.92%	1,141
Health	20.09%	306
History	6.70%	102
Finance	5.19%	79
Tourism	7.22%	110
Other (please specify)	5.45%	83
Total Respondents: 1,523		

### Q37 What genre of music do you prefer?

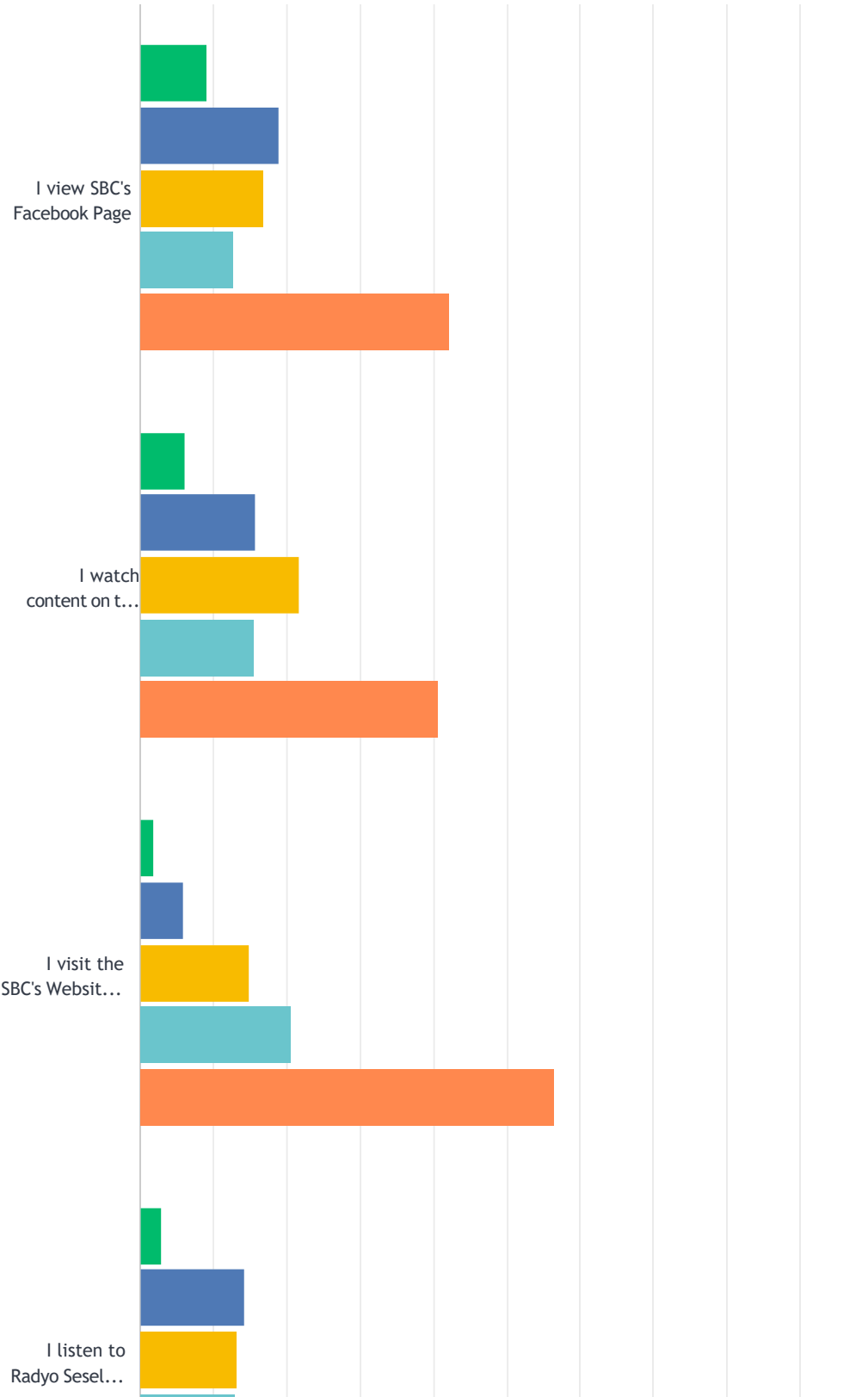
Answered: 1,573 Skipped: 308



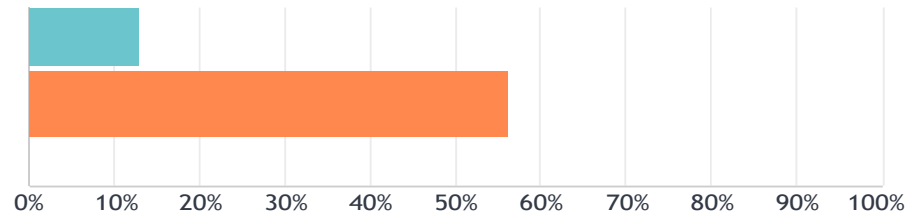
ANSWER CHOICES	RESPONSES	
Creole	80.99%	1,274
French	27.08%	426
Jazz/Blues	10.87%	171
Classical	15.58%	245
Easy listening	23.59%	371
Reggae	41.13%	647
R&B & Soul	31.47%	495
Rock	11.19%	176
Rap	16.27%	256
Other (please specify)	12.27%	193
Total Respondents: 1,573		

### Q38 Please choose the statement which best describes your interaction with SBC's multimedia platforms

Answered: 1,489 Skipped: 392



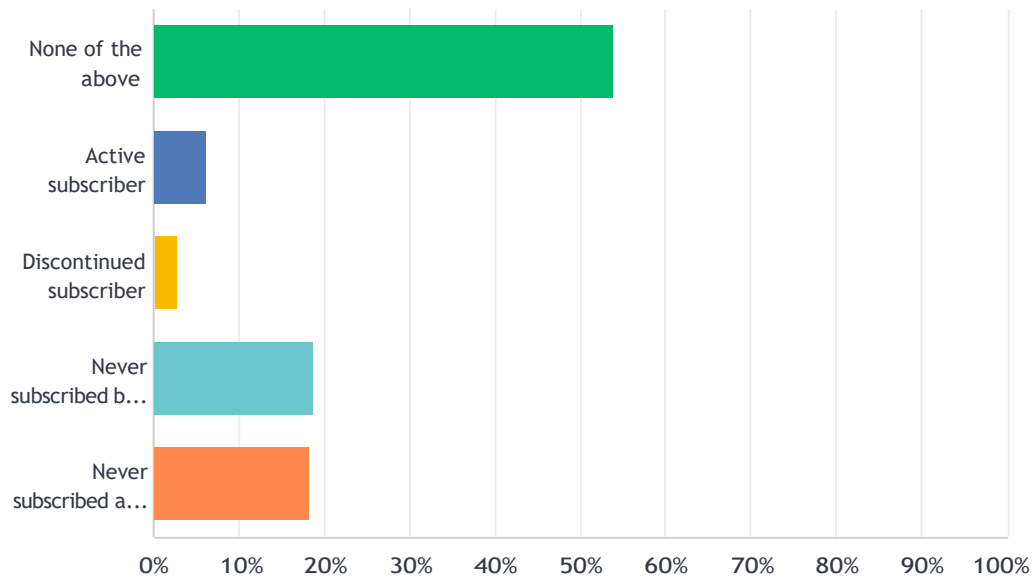
### SBC Audience Survey 2023



	CONSISTENTLY/CONSTANTLY	OFTEN	SOMETIMES	RARELY	NEVER	TOTAL	WEIGHTED AVERAGE
I view SBC's Facebook Page	9.27% 137	18.94% 280	16.85% 249	12.79% 189	42.15% 623	1,478	3.60
I watch content on the SBC's YouTube page	6.14% 90	15.77% 231	21.84% 320	15.56% 228	40.68% 596	1,465	3.69
I visit the SBC's Website (www.sbc.sc)	1.91% 27	6.02% 85	14.87% 210	20.75% 293	56.44% 797	1,412	4.24
I listen to Radyo Sesel and/or Paradise FM via the SBC Radio Apps	3.03% 41	14.34% 194	13.16% 178	13.08% 177	56.39% 763	1,353	4.05

## Q40 What is your Leko subscription status?

Answered: 1,082 Skipped: 799

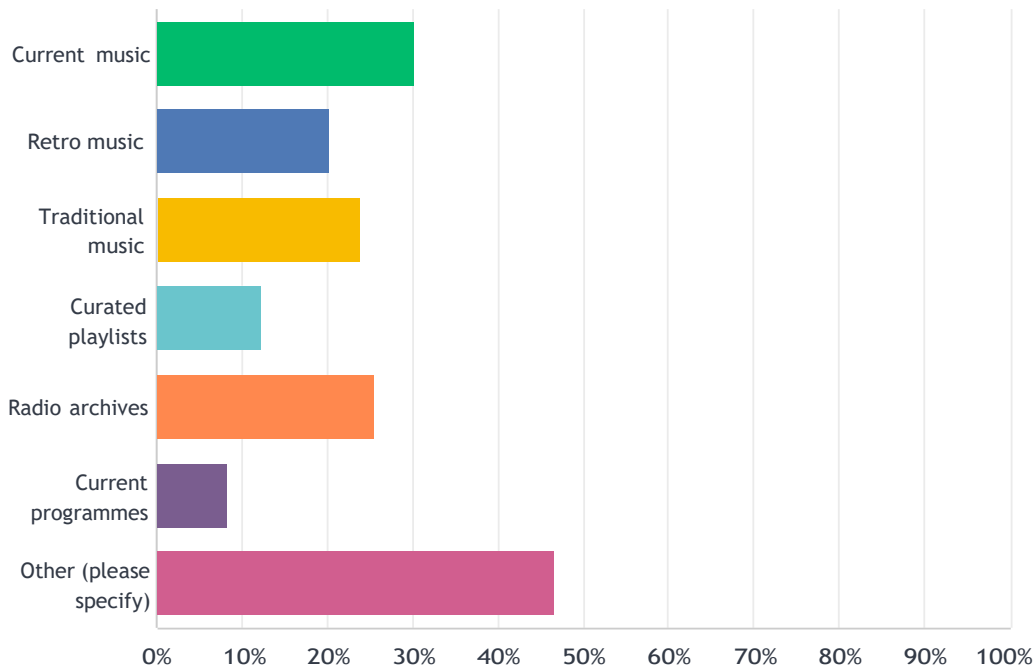


ANSWER CHOICES	RESPONSES	
None of the above	53.97%	584
Active subscriber	6.28%	68
Discontinued subscriber	2.77%	30
Never subscribed but interested	18.67%	202
Never subscribed and not interested	18.30%	198
<b>TOTAL</b>		<b>1,082</b>



## Q41 Name 3 content categories on Ieko which you find most compelling?

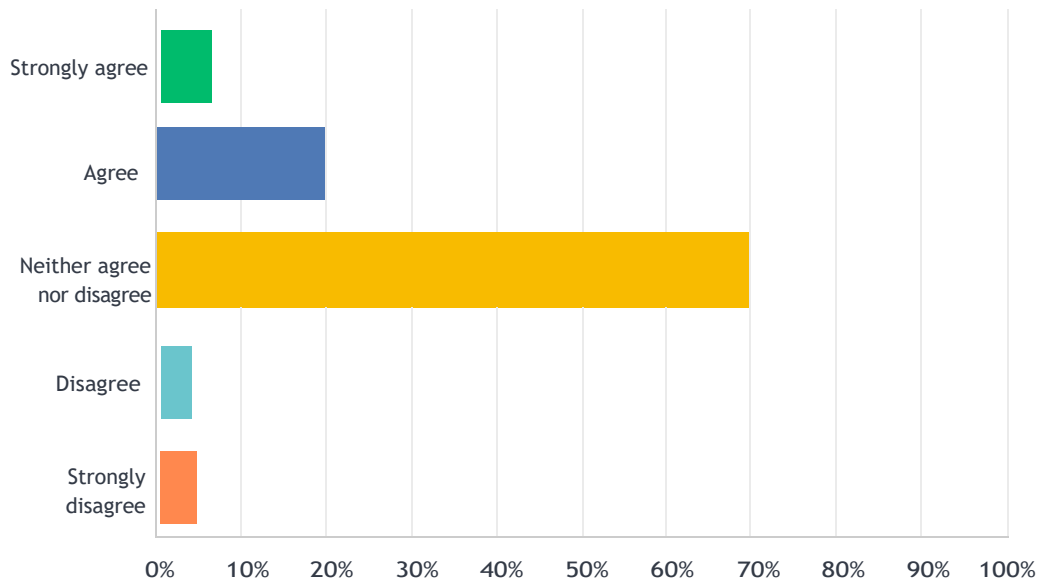
Answered: 639 Skipped: 1,242



ANSWER CHOICES	RESPONSES	
Current music	30.36%	194
Retro music	20.19%	129
Traditional music	23.79%	152
Curated playlists	12.36%	79
Radio archives	25.51%	163
Current programmes	8.29%	53
Other (please specify)	46.79%	299
Total Respondents: 639		

## Q42 I believe that Leko provides good value for money

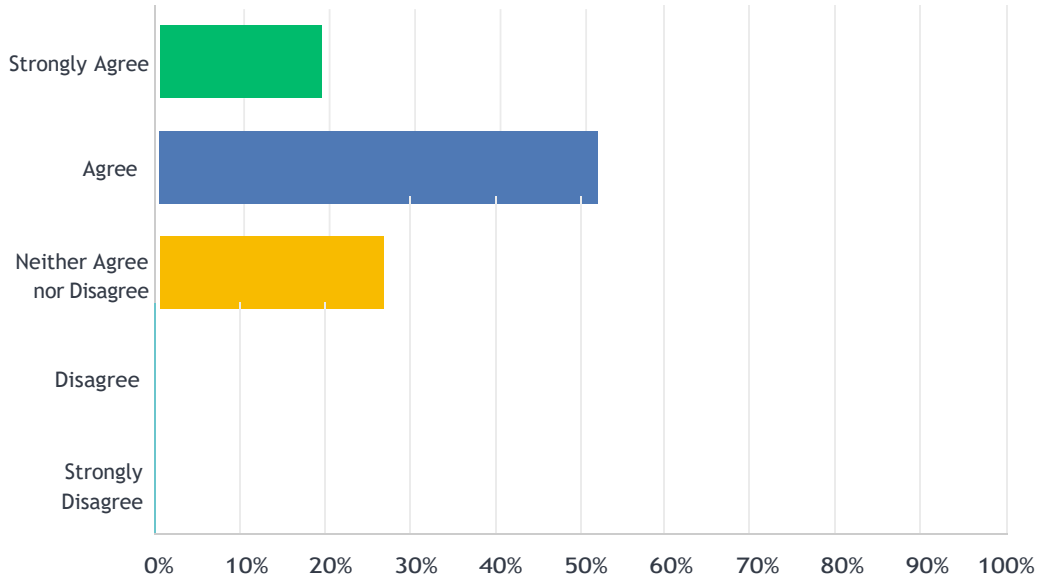
Answered: 653 Skipped: 1,228



ANSWER CHOICES	RESPONSES	
Strongly agree	6.28%	41
Agree	20.06%	131
Neither agree nor disagree	65.39%	427
Disagree	3.83%	25
Strongly disagree	4.44%	29
<b>TOTAL</b>		<b>653</b>

## Q43 I believe SBC's online presence has improved over the past 12 months

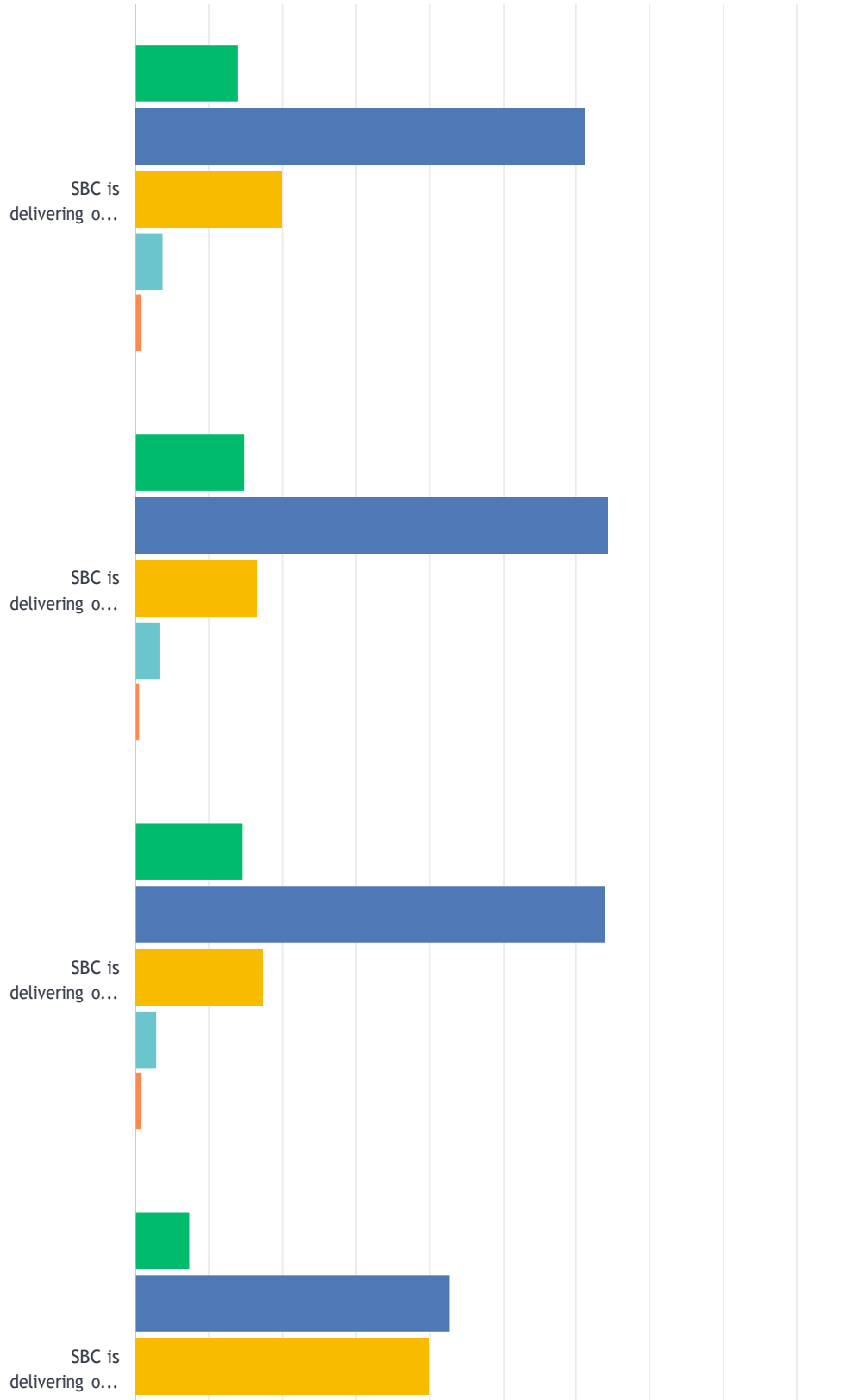
Answered: 997 Skipped: 884



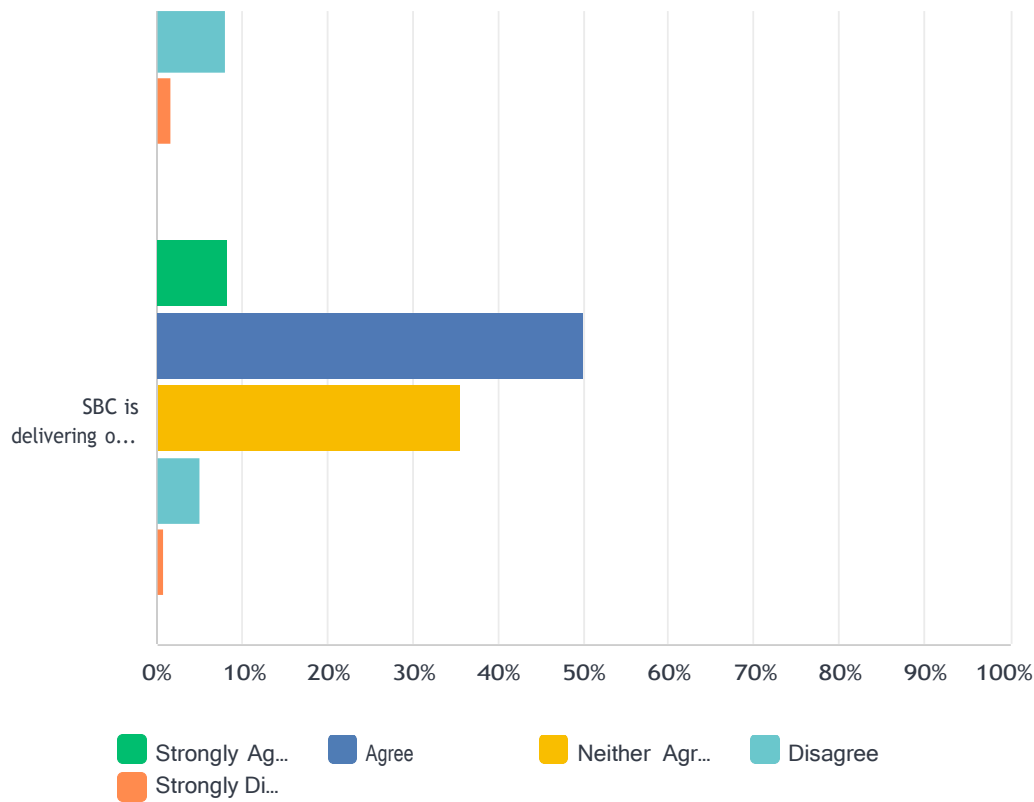
ANSWER CHOICES	RESPONSES	
Strongly Agree	19.16%	191
Agree	51.65%	515
Neither Agree nor Disagree	26.48%	264
Disagree	1.40%	14
Strongly Disagree	1.30%	13
<b>TOTAL</b>		<b>997</b>

### Q45 Please choose the degree to which you feel the following descriptions align with SBC's delivery on its mandate

Answered: 1,584 Skipped: 297



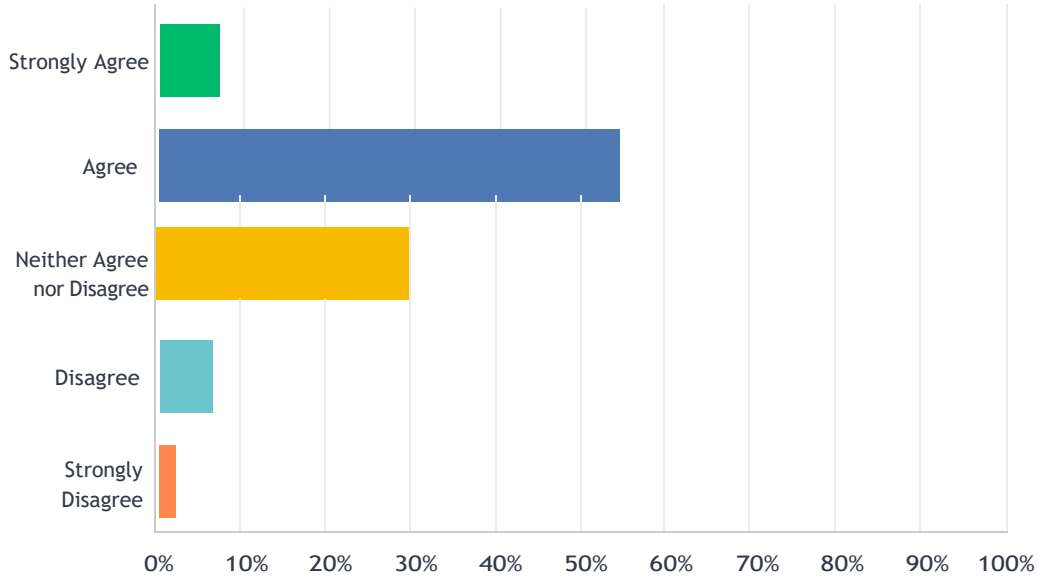
SBC Audience Survey 2023



	STRONGLY AGREE	AGREE	NEITHER AGREE NOR DISAGREE	DISAGREE	STRONGLY DISAGREE	TOTAL	WEIGHTED AVERAGE
SBC is delivering on its mandate to Educate the Seychellois public	14.10% 223	61.16% 967	19.99% 316	3.86% 61	0.89% 14	1,581	2.16
SBC is delivering on its mandate to Inform the Seychellois public	14.96% 234	64.32% 1,006	16.62% 260	3.39% 53	0.70% 11	1,564	2.11
SBC is delivering on its mandate to Entertain the Seychellois public	14.73% 224	63.91% 972	17.42% 265	3.09% 47	0.85% 13	1,521	2.11
SBC is delivering on Article 168(1) of the Constitution, in that: it is operating independently of the State and of the political or other influence of other bodies, persons or political parties	7.39% 112	42.84% 649	40.00% 606	8.12% 123	1.65% 25	1,515	2.54
SBC is delivering on Article 168(2) of the Constitution, in that: it affords opportunities and facilities for the presentation of divergent views	8.36% 125	50.10% 749	35.59% 532	5.02% 75	0.94% 14	1,495	2.40

## Q46 I believe that the SBC listens to feedback, complaints and suggestions

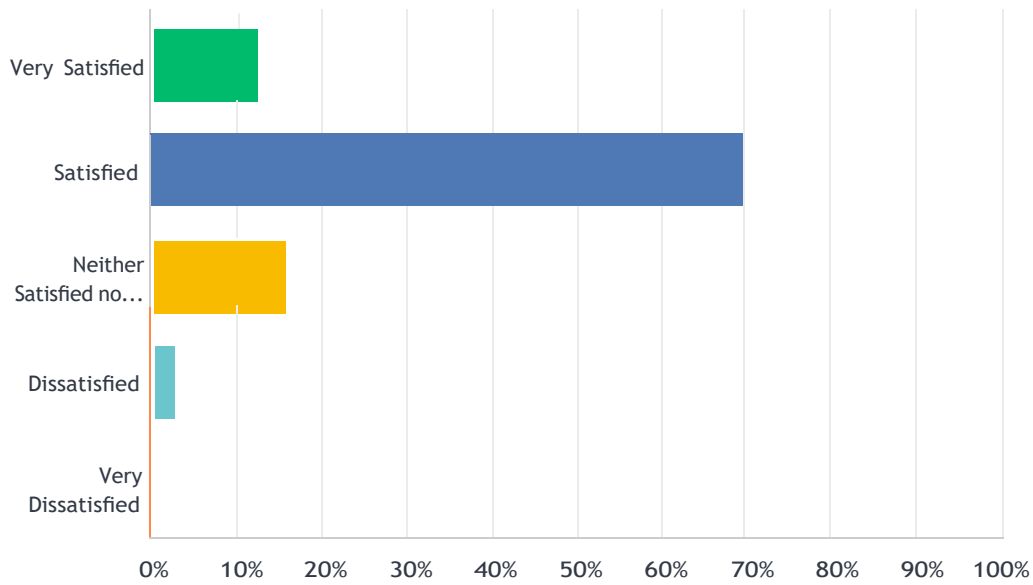
Answered: 1,525 Skipped: 356



ANSWER CHOICES	RESPONSES	
Strongly Agree	7.34%	112
Agree	54.16%	826
Neither Agree nor Disagree	29.90%	456
Disagree	6.36%	97
Strongly Disagree	2.23%	34
<b>TOTAL</b>		<b>1,525</b>

## Q47 All things considered, I am satisfied with the work that SBC is doing

Answered: 1,536 Skipped: 345



ANSWER CHOICES	RESPONSES	
Very Satisfied	12.43%	191
Satisfied	68.55%	1,053
Neither Satisfied nor Dissatisfied	15.49%	238
Dissatisfied	2.54%	39
Very Dissatisfied	0.98%	15
<b>TOTAL</b>		<b>1,536</b>