



# ILLINOIS MANUFACTURING'S 2017 LEGISLATIVE SCORECARD

PRODUCED BY THE  
TECHNOLOGY & MANUFACTURING ASSOCIATION

1651 Wilkening Road • Schaumburg, IL 60173  
847.825.1120 • 847.825.0041 fax • [www.tmaillinois.org](http://www.tmaillinois.org)

## TMA PUBLIC POLICY AGENDA

### Taxation

In a globally competitive environment, job-creating manufacturers bid for jobs and work against both national and international competition. The level of taxes a business is forced to pay affects winning bids and risks good-paying jobs and economic benefits that result from manufacturing activity. TMA seeks to:

- Gradually phase out the Cook County property tax classification system and put manufacturers on an even-footing with all property tax payers.
- Cap property tax growth until Illinois' rate is at least "average" in the US.
- Reduce cumulative taxation (e.g. income, sales, unemployment, etc.), which negatively impacts competitiveness.

### Regulation

The regulatory burden imposed on job-creating manufacturers results in outlays that must be incorporated in the cost of production. Imposing regulations on the employee/employer relationship results in smaller workforce and non-productive citizens. Similarly, zoning or code requirements that obligate manufacturers to adhere to property standards that relate better to residential neighborhoods increase costs that can cause them to lose competitive bids. TMA seeks to:

- Repeal local government regulations of the employee/employer relationship.
- Require independent review and publication of the cost of new state and local regulations.
- Implement simple appeal and bypass procedures for existing regulations.
- Require local governments to confer with local manufacturers and other employers.

### Education

Illinois operates an extensive and expensive public education system that is funded by some of the highest property taxes in the nation. Despite this investment, job-creating manufacturers report significant frustration with the readiness of graduating students to meet basic job requirements. Additionally, many school leaders lack a realistic understanding of the state's job market and the importance of manufacturing to the region. The expanding "skills-gap" in manufacturing has been identified as one of the most critical threats to our country's economic future. TMA seeks to:

- Engage, encourage, and elect officials who understand and advocate for manufacturing.
- Hold college and school officials accountable for their students' job readiness and competency.
- Tie future funding of education – at all levels – to demonstrated progress toward goals that provide students with a high quality and useful education.
- Encourage education leaders to meet with employers to understand their needs and perspectives.



Founded in 1925, the Technology & Manufacturing Association (TMA) represents and supports manufacturers in the Chicago metropolitan area and surrounding counties in northern Illinois, northern Indiana, and southern Wisconsin.

TMA's mission is to help members achieve profitable growth and business success through advocacy, education, networking, information, programs, and services.

## *Dear TMA friends:*

Illinois is a state full of dichotomy.

It is home to 12.8 million people -- those that live in one of the nation's largest, wealthiest cities and among the nation's most rich, productive farm fields.

It is home to replenishing natural resources and exhausted public resources.

It is home to technology, innovation and creativity while hosting irreplaceable historical treasures.

And Illinois has been at the heart of transportation, distribution and manufacturing for decades. Yet, Illinois is losing one resident every 4.6 minutes – 114,000 in 2016 alone.

Those moving out of state include members of a critically-needed trained workforce and potential trained personnel that will be badly needed in the years ahead.

In order to head in a different direction, manufacturers need to be well aware of state lawmakers' votes on crucial issues matter. What our lawmakers do in the State Capitol to affect our businesses, our investments, our families and our futures.

That's why Technology & Manufacturing Association is providing you with an easily accessible source to see how your lawmakers voted on these important issues.

Who are your state lawmakers? What TMA score did they achieve in 2017?

Do those lawmakers know the issues that matter to you and your associates in manufacturing? Do they know why should they care?

TMA is honored to be a part of the policy environment in Springfield via our lobbyist Jay Shattuck. But Jay's efforts would be multiplied exponentially if every state lawmaker in Illinois had a manufacturer from their districts they could call as a resource when they're facing a public policy decision that could affect manufacturers.

Your involvement with an Illinois lawmaker could make a difference. It could keep more businesses, opportunities, jobs and workforce in Lincoln Land.

We're here to assist you. But you – as constituents – can make all the difference in the world and restore Illinois to its former premiere place in America's manufacturing.

Sincerely,



Steve Rauschenberger  
President of TMA



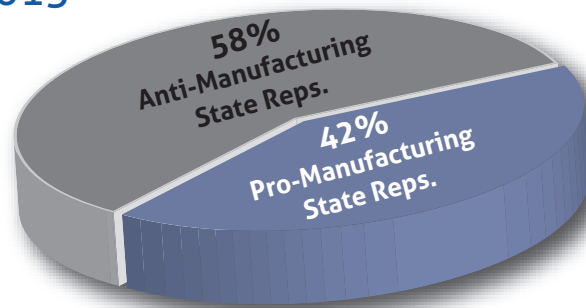


Support for manufacturing interests in the Illinois General Assembly has nose-dived over the past two years.

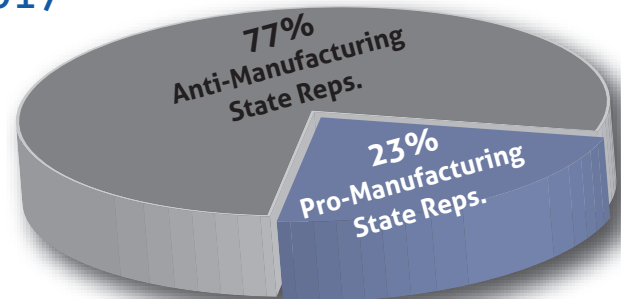
In 2015, **42%** of Illinois state representatives had a cumulative score of 75 or better, meaning they were pro-manufacturing. **58%** of Illinois State Representatives had a 2015 cumulative score below 75 meaning they were opposed to manufacturing interests.

In 2017, only **23%** of Illinois state representatives scored 75 or better, meaning a stunning **77%** vote against bills that will encourage manufacturing in Illinois.

2015



2017



---

# Illinois House Vote

## Bill Descriptions

### **HOUSE BILL 2462 (HB 2462)**

Prohibits employers from inquiring about or screening job applicants' wage histories. Bill passed House April 26, 2017, 91 to 24. Governor vetoed August 25, 2017.

TMA POSITION: NO

### **HOUSE BILL 2525 (HB 2525)**

Places into statute "fake" workers comp reform that would lock employers into court-expanded liability basis for injury causation. Bill passed House April 27, 2017, 64 to 51. Governor vetoed August 25, 2017.

TMA POSITION: NO

### **HOUSE BILL 2771 (HB 2771)**

Requires employers to provide 40 hours of paid sick leave within a 12-month period. Bill died when House concurrence with Senate amendment requiring a 3/5 vote failed June 26, 2017, 60 to 46.

TMA POSITION: NO

### **HOUSE BILL 3369 (HB 3369)**

Requires Illinois State Board of Education to list high skill manufacturing trade schools on state website. Passed Illinois House April 28, 2017, 102 to 0. Governor signed into law.

TMA POSITION: YES

### **SENATE BILL 6 (SB 6)**

Sets into effect an unbalanced FY 2017-2018 State Appropriations budget bill, which would require a 33% business income tax hike. Passed Illinois House July 2, 2017, 81 to 34. Governor vetoed July 4, 2017. General Assembly overrode bill into effect.

TMA POSITION: NO

### **SENATE BILL 6 (SB 6)**

Overrides Governor Rauner's veto of FY 2017 -2018 State Appropriations budget bill. Passed Illinois House July 6, 2017 with needed 3/5 vote, 74 to 37.

TMA POSITION: NO

### **SENATE BILL 9 (SB 9)**

Implements FY 2017-2018 State Revenue budget bill with a 33% income tax hike on businesses, 32% tax hike on personal incomes with no system reforms. Passed Illinois House July 2, 2017, 72 to 45. Governor vetoed July 4, 2017. General Assembly overrode bill into effect.

TMA POSITION: NO

### **SENATE BILL 9 (SB 9)**

Overrides Governor's veto of FY 2017 – 2018 State Revenue budget requiring 33% income tax hike on businesses, 32% tax hike on personal incomes with no system reforms. Passed Illinois House July 6, 2017 with needed 3/5 vote: 71 to 42.

TMA POSITION: NO

### **SENATE BILL (SB 81)**

Requires minimum wage hike to become \$15 an hour in 2020. Passed Illinois House May 30, 2017, 61-53-2. Governor vetoed.

TMA POSITION: NO

### **SENATE BILL (SB 1905)**

Creates the Collective Bargaining Freedom Act restricting local government units from options in regulating collective bargaining agreements. Passed Illinois House June 29, 2017, 67 to 38. Governor vetoed.

TMA POSITION: NO

# ILLINOIS HOUSE SCORES

	Party	HB 2462 (N)	HB 2525 (N)	HB 2771 (N)	HB 3369 (Y)	SB 6 (N)	SB 6 Over-ride (N)	SB 9 (N)	SB 9 Over-ride (N)	SB 81 (N)	SB 1905 (N)	2017 Score	2016 Score	2015 Score	2014 Score	Lifetime Score
<b>TMA POSITION</b>		<b>NO</b>	<b>NO</b>	<b>NO</b>	<b>YES</b>	<b>NO</b>	<b>NO</b>	<b>NO</b>	<b>NO</b>	<b>NO</b>	<b>NO</b>					
Ammons	D	Y	Y	Y	Y	Y	NV	Y	Y	Y	Y	10	26	70	na	35
Andersson	R	Y	N	N	Y	Y	Y	Y	Y	N	N	50	91	100	na	80
Andrade	D	Y	Y	Y	Y	Y	Y	Y	Y	Y	Y	10	39	25	33	27
Arroyo	D	Y	Y	Y	E	Y	Y	Y	Y	Y	Y	0	26	60	50	34
Batinick	R	N	N	N	E	N	N	N	N	N	NV	80	78	100	na	86
Beiser	D	Y	Y	Y	Y	Y	Y	Y	Y	Y	Y	10	65	35	35	36
Bellock	R	N	N	N	Y	N	N	N	N	N	N	100	91	100	100	97
Bennett	R	N	N	N	Y	N	N	N	N	N	N	100	100	100	na	100
Bourne	R	Y	N	N	Y	N	N	N	N	N	N	90	91	100	na	94
Brady	R	N	N	N	Y	N	N	N	N	N	N	100	78	100	70	87
Breen	R	N	N	N	Y	N	N	N	N	N	N	100	91	100	na	97
Bryant	R	Y	N	N	Y	Y	Y	Y	Y	N	N	50	65	100	na	72
Burke, Daniel	D	Y	Y	Y	E	Y	Y	Y	Y	Y	Y	0	26	20	40	22
Burke, Kelly	D	Y	Y	Y	E	Y	Y	Y	Y	Y	E	0	39	25	50	29
Butler	R	Y	N	N	Y	N	N	N	N	N	N	90	91	100	na	94
Cabello	R	Y	N	N	E	N	N	N	N	N	NV	70	91	100	65	82
Cassidy	D	Y	Y	Y	E	Y	Y	Y	Y	Y	Y	0	52	25	30	27
Cavaletto	R	Y	N	N	Y	Y	N	Y	N	N	N	70	78	100	70	80
Chapa LaVia	D	Y	Y	Y	Y	Y	Y	Y	Y	Y	Y	10	52	25	45	33
Connor	D	na	na	Y	na	Y	N	N	N	na	Y	30	na	na	na	30
Conroy	D	Y	Y	Y	Y	Y	Y	Y	Y	Y	Y	10	52	25	45	33
Conyears-Ervin	D	Y	Y	Y	Y	Y	Y	Y	Y	Y	Y	10	na	na	na	10
Costello	D	Y	Y	Y	Y	Y	Y	N	N	N	Y	40	52	25	30	37
Crespo	D	Y	Y	Y	Y	Y	NV	Y	Y	N	Y	20	52	25	55	36
Currie	D	Y	Y	Y	Y	Y	Y	Y	Y	Y	Y	10	26	25	60	30
D'Amico	D	Y	Y	Y	E	Y	Y	Y	Y	Y	Y	0	39	70	30	35
Davidsmeyer	R	Y	N	E	Y	Y	N	Y	N	N	NV	50	91	100	60	76
Davis	D	Y	Y	Y	Y	Y	Y	Y	Y	Y	Y	10	26	25	45	27
DeLuca	D	Y	Y	Y	Y	Y	Y	Y	Y	Y	Y	10	26	40	10	22
Demmer	R	N	N	NV	Y	N	N	N	N	N	N	90	91	100	100	95
Drury	D	Y	Y	Y	Y	N	N	Y	Y	Y	A	30	52	65	55	51
Durkin	R	N	N	N	Y	N	N	N	N	N	N	100	91	100	100	98
Evans	D	Y	Y	Y	E	Y	Y	Y	Y	Y	Y	0	26	25	50	25
Feigenholtz	D	Y	Y	Y	Y	Y	Y	Y	Y	Y	Y	10	26	25	50	28
Fine	D	Y	Y	Y	Y	Y	Y	Y	Y	Y	Y	10	26	35	30	25
Flowers	D	Y	Y	Y	Y	Y	Y	Y	Y	Y	Y	10	52	25	20	27
Ford	D	Y	Y	Y	Y	Y	Y	Y	Y	Y	Y	10	26	25	15	19
Fortner	R	N	N	E	Y	Y	Y	Y	Y	N	N	50	78	85	70	71
Frese	R	N	N	N	Y	N	N	N	N	NV	N	90	100	100	na	96
Gabel	D	Y	Y	Y	Y	Y	Y	Y	Y	Y	Y	10	26	25	40	25
Gordon-Booth	D	Y	Y	Y	Y	Y	Y	Y	Y	Y	Y	10	39	25	40	29
Greenwood	D	Y	Y	Y	Y	Y	Y	Y	Y	Y	Y	10	na	na	na	10
Guzzardi	D	Y	Y	E	Y	Y	Y	Y	Y	Y	Y	10	26	15	na	17
Halbrook	R	N	N	N	Y	N	N	N	N	N	N	100	na	na	na	100
Halpin	D	Y	Y	Y	Y	Y	Y	N	Y	Y	Y	20	na	na	na	20
Hammond	R	N	N	N	Y	Y	Y	Y	Y	N	N	60	100	100	70	83
Harper	D	Y	Y	Y	Y	Y	Y	Y	Y	Y	Y	10	26	na	na	18
Harris, David	R	Y	N	N	Y	NV	Y	Y	Y	N	N	50	78	85	90	76
Harris, Gregory	D	Y	Y	Y	Y	Y	Y	Y	Y	Y	Y	10	26	25	50	28
Hays	R	Y	N	N	Y	Y	Y	Y	Y	N	N	50	91	100	80	80
Hernandez	D	Y	Y	Y	Y	Y	Y	Y	Y	Y	Y	10	39	25	50	31
Hoffman	D	Y	Y	Y	Y	Y	Y	Y	Y	Y	Y	10	39	25	35	28
Hurley	D	Y	Y	Y	Y	Y	Y	Y	Y	Y	Y	10	26	25	40	25
Ives	R	N	N	N	Y	N	E	N	E	N	N	80	100	83	90	88
Jesiel	R	N	N	NV	Y	N	N	N	N	N	NV	80	26	85	na	64
Jimenez	R	Y	N	N	Y	Y	Y	Y	Y	N	N	50	78	na	na	64
Jones	D	E	Y	A	Y	Y	Y	Y	Y	Y	Y	10	13	15	50	22
Kifowit	D	Y	Y	Y	Y	Y	Y	Y	Y	N	Y	20	39	25	45	30
Lang	D	Y	Y	Y	Y	Y	Y	Y	Y	Y	Y	10	26	90	45	43

	Party	HB 2462 (N)	HB 2525 (N)	HB 2771 (N)	HB 3369 (Y)	SB 6 (N)	SB 6 Over-ride (N)	SB 9 (N)	SB 9 Over-ride (N)	SB 81 (N)	SB 1905 (N)	2017 Score	2016 Score	2015 Score	2014 Score	Lifetime Score
<b>TMA POSITION</b>		<b>NO</b>	<b>NO</b>	<b>NO</b>	<b>YES</b>	<b>NO</b>	<b>NO</b>	<b>NO</b>	<b>NO</b>	<b>NO</b>	<b>NO</b>					
Lilly	D	Y	Y	Y	Y	Y	Y	Y	Y	Y	Y	10	39	100	100	62
Long	R	N	N	N	Y	N	N	N	N	N	Y	90	na	na	na	90
Madigan	D	Y	Y	Y	Y	Y	Y	Y	Y	Y	Y	10	26	0	45	20
Mah	D	Y	Y	Y	Y	Y	Y	Y	Y	Y	Y	10	na	na	na	10
Manley	D	Y	Y	Y	Y	Y	Y	N	Y	Y	Y	20	52	15	55	36
Martwick	D	Y	Y	Y	Y	Y	Y	Y	Y	Y	Y	10	26	25	30	23
Mayfield	D	Y	Y	Y	Y	Y	Y	N	Y	Y	Y	20	39	35	30	31
McAsey	D	Y	A		E					A		0	39	25	55	30
McAuliffe	R	Y	N	N	Y	NV	N	N	N	N	NV	70	65	95	60	73
McCombie	R	N	N	N	Y	N	N	N	N	N	Y	90	na	na	na	90
McDermed	R	Y	N	N	Y	N	N	N	N	NV	N	80	100	100	na	93
McSweeney	R	N	N	N	Y	N	N	N	N	N	N	100	91	75	85	88
Meier	R	Y	N	N	E	Y	N	Y	N	N	N	60	100	100	70	83
Mitchell, Bill	R	Y	N	N	Y	Y	Y	Y	Y	N	NV	40	52	100	70	66
Mitchell, Christian	D	Y	Y	Y	Y	Y	Y	Y	Y	Y	Y	10	26	25	50	28
Moeller	D	Y	E	Y	Y	Y	Y	Y	Y	Y	Y	10	26	25	50	28
Morrison	R	N	N	N	E	N	N	N	N	N	N	90	91	85	85	88
Moylan	D	Y	Y	Y	Y	Y	Y	N	N	Y	Y	30	52	25	45	38
Mussman	D	Y	Y	Y	Y	Y	Y	N	N	Y	Y	30	52	25	55	41
Nekritz	D	Y	Y	E	Y	Y	Y	Y	Y	Y	Y	10	39	25	50	31
Olsen	R	Y	N	N	Y	N	N	N	N	N	N	90	na	na	na	90
Parkhurst	R	Y	N	N	Y	N	N	N	N	N	N	90	na	na	na	90
Phelps	D	Y	Y	N	Y	Y	Y	Y	Y	N	Y	30	52	25	50	39
Phillips	R	N	N	N	E	Y	Y	Y	Y	N	N	60	91	85	na	79
Pritchard	R	Y	N	N	Y	Y	E	Y	E	N	N	50	100	100	80	83
Reick	R	Y	N	N	Y	N	N	N	N	N	N	90	na	na	na	90
Reis	R	Y	N	N	Y	Y	N	Y	N	N	N	70	78	100	70	80
Riley	D	Y	Y	Y	E	Y	Y	Y	Y	Y	Y	0	26	25	40	23
Rita	D	Y	Y	Y	Y	Y	Y	Y	Y	Y	Y	10	26	25	30	23
Sauer	R	N	N	N	Y	N	E	N	E	N	N	80	na	na	na	80
Scherer	D	Y	Y	Y	Y	Y	Y	N	Y	Y	Y	20	39	25	25	27
Sente	D	Y	Y	N	Y	Y	Y	Y	Y	N	Y	30	52	25	65	43
Severin	R	Y	N	N	Y	Y	Y	N	N	N	Y	60	na	na	na	60
Sims	D	Y	E	Y	Y	Y	Y	Y	Y	Y	Y	10	26	25	20	20
Skillicorn	R	N	N	N	Y	N	N	N	N	N	N	100	na	na	na	100
Slaughter	D	Y	Y	Y	E	Y	Y	Y	Y	Y	Y	0	na	na	na	0
Sommer	R	N	N	E	Y	N	N	N	N	N	N	90	91	100	80	90
Sosnowski	R	N	N	N	Y	N	N	N	N	N	N	100	100	100	85	96
Soto	D	Y	Y	A	Y	Y	Y	Y	Y	Y	A	10	13	20	45	22
Spain	R	N	N	N	Y	N	N	N	N	N	N	100	na	na	na	100
Stewart	R	NV	N	N	Y	N	N	N	N	N	NV	80	91	100	100	93
Stratton	D	Y	Y	Y	Y	Y	Y	Y	Y	Y	Y	10	na	na	na	10
Stuart	D	Y	Y	Y	Y	Y	Y	N	N	Y	Y	30	na	na	na	30
Swanson	R	Y	N	N	Y	N	N	N	N	N	N	90	na	na	na	90
Tabares	D	Y	Y	Y	Y	Y	Y	Y	Y	Y	Y	10	39	25	50	31
Thapedi	D	Y	Y	Y	Y	Y	Y	Y	Y	Y	Y	10	26	40	30	27
Turner	D	Y	Y	Y	Y	Y	Y	Y	Y	Y	Y	10	26	30	65	33
Unes	R	NV	N	N	Y	Y	Y	Y	Y	N	NV	40	91	85	70	72
Wallace	D	Y	Y	Y	Y	Y	Y	Y	Y	Y	Y	10	52	25	na	29
Walsh	D	Y	Y	Y	Y	Y	Y	Y	Y	Y	Y	10	26	25	30	23
Wehrl	R	Y	N	N	Y	N	E	N	E	N	N	70	100	85	na	85
Welch	D	Y	Y	Y	Y	Y	Y	Y	Y	Y	Y	10	26	25	30	23
Welter	R	Y	N	NV	Y	N	N	N	N	N	NV	70	na	na	na	70
Wheeler, Barbara	R	Y	N	E	Y	N	N	N	N	N	E	70	78	100	90	85
Wheeler, Keith	R	N	N	N	Y	N	N	N	N	N	N	100	100	100	na	100
Williams	D	Y	Y	E	E	Y	Y	Y	Y	Y	Y	0	39	70	40	37
Willis	D	Y	Y	Y	Y	Y	Y	Y	Y	Y	Y	10	39	25	55	32
Winger	R	Y	N	N	Y	E	E	E	E	N	N	50	91	100	na	80
Yingling	D	Y	Y	Y	Y	Y	Y	N	N	Y	Y	30	52	25	45	38
Zalewski	D	Y	Y	Y	E	Y	Y	Y	Y	Y	Y	0	26	25	45	24

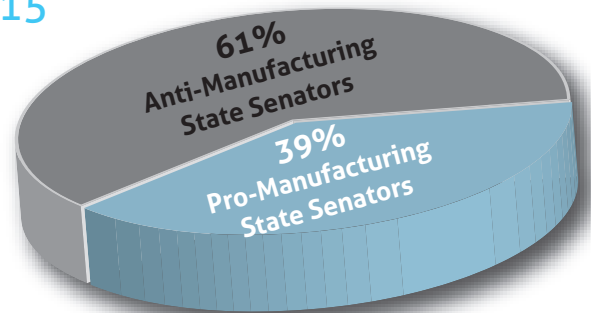


Support for manufacturing interests in the Illinois General Assembly has nose-dived over the past two years.

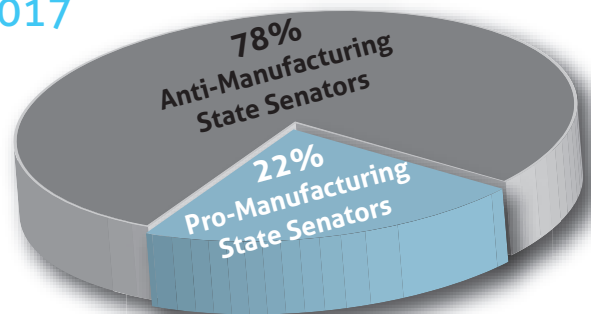
In 2015, **39%** of Illinois state senators scored 75 or better, meaning they were pro-manufacturing. **61%** of Illinois state senators scored below 75, meaning they were opposed to manufacturing interests.

In 2017, only **22%** of Illinois state senators scored 75 or better, meaning a stunning **78%** in the Illinois Senate vote against bills that encourage manufacturing in Illinois.

2015



2017





# Senate Vote Bill Descriptions

## HOUSE BILL 2462 (HB 2462)

Prohibits employers from inquiring about or screening job applicants' wage histories. Bill passed Illinois Senate May 30, 2017, 35 -18-1. Governor vetoed August 25, 2017.

TMA POSITION: NO

## HOUSE BILL 2525 (HB 2525)

Places into statute a "fake" workers comp reform that would lock employers into a court-expanded liability basis for injury causation. Bill passed Illinois Senate May 26, 2017, 35-19-1. Governor vetoed August 25, 2017.

TMA POSITION: NO

## HOUSE BILL 2771 (HB 2771)

Requires employers to provide 40 hours of paid sick leave within a 12-month period. Passed Illinois Senate May 30, 2017, 31-17. Died when House concurrence with Senate amendment requiring a 3/5 vote failed June 26, 2017.

TMA POSITION: NO

## HOUSE BILL 3369 (HB 3369)

Requires Illinois State Board of Education to list high skill manufacturing trade schools on state website. Passed Illinois Senate May 25, 2017, 57 to 0. Governor signed into law.

TMA POSITION: YES

## SENATE BILL 6 (SB 6)

Sets into effect an unbalanced FY 2017-2018 State Appropriations budget bill, which would require a 33% business income tax hike. Passed Illinois Senate July 4, 2017, 39 to 14. Governor vetoed July 4, 2017. General Assembly overrode bill into effect.

TMA POSITION: NO

## SENATE BILL 6 (SB 6)

Overrides Governor Rauner's veto of FY 2017 -2018 State Appropriations budget bill with tax hikes. Passed Illinois Senate July 6, 2017 with 3/5 vote, 39 to 15.

TMA POSITION: NO

## SENATE BILL 9 (SB 9)

Implements FY 2017-2018 State Revenue budget bill with a 33% income tax hike on businesses, 32% tax hike on personal incomes with no system reforms. Passed Illinois Senate July 4, 2017, 36 to 18. Governor vetoed July 4, 2017. General Assembly overrode into effect.

TMA POSITION: NO

## SENATE BILL 9 (SB 9)

Overrides Governor's veto of FY 2017 – 2018 State Revenue budget requiring 33% income tax hike on businesses, 32% tax hike on personal incomes with no system reforms. Passed Illinois Senate July 4, 2017 with 3/5 vote: 36 to 19.

TMA POSITION: NO

## SENATE BILL (SB 81)

Requires minimum wage hike to become \$15 an hour in 2020. Passed Illinois Senate May 31, 2017, 30-23-2. Governor vetoed.

TMA POSITION: NO

## SENATE BILL (SB 1905)

Creates the Collective Bargaining Freedom Act restricting local government units from options in regulating collective bargaining agreements. Passed Illinois Senate concurring with House amendment July 4, 2017, 40 to 13. Governor vetoed.

TMA POSITION: NO

FIND YOUR STATE LEGISLATOR

GO TO THE  
ILLINOIS STATE BOARD OF ELECTIONS  
[www.elections.il.gov](http://www.elections.il.gov)

click:  
"District / Official Search"

# ILLINOIS SENATE SCORES

	Party	HB 2462 (N)	HB 2525 (N)	HB 2771 (N)	HB 3369 (Y)	SB 6 (N)	SB 6 Override (N)	SB 9 (N)	SB 9 Override (N)	SB 81 (N)	SB 1905 (N)	2017 Score	2016 Score	2015 Score	2014 Score	Lifetime Score
<b>TMA POSITION</b>		<b>NO</b>	<b>NO</b>	<b>NO</b>	<b>YES</b>	<b>NO</b>	<b>NO</b>	<b>NO</b>	<b>NO</b>	<b>NO</b>	<b>NO</b>					
Althoff	R	N	N	NV	Y	N	N	N	N	N	N	90	84	100	100	94
Anderson	R	NV	N	NV	Y	Y	Y	N	N	N	Y	50	42	100	na	64
Aquino	D	Y	Y	Y	Y	Y	Y	Y	Y	Y	Y	10	na	na	na	10
Barickman	R	N	N	N	Y	N	N	N	N	N	N	100	84	100	75	90
Bennett	D	Y	Y	NV	Y	Y	Y	Y	Y	N	Y	20	42	50	na	38
Bertino-Tarrant	D	Y	Y	Y	Y	Y	Y	Y	Y	NV	Y	10	14	50	20	24
Biss	D	Y	Y	Y	Y	Y	Y	Y	Y	Y	Y	10	28	50	55	36
Bivins	R	N	N	N	Y	N	N	N	N	N	N	100	84	100	75	90
Brady	R	N	N	N	Y	N	N	N	N	N	N	100	70	100	85	89
Bush	D	Y	Y	Y	Y	Y	Y	Y	Y	Y	Y	10	56	50	35	38
Castro	D	Y	Y	Y	Y	Y	Y	Y	Y	Y	Y	10	na	na	na	10
Clayborne	D	Y	Y	Y	Y	Y	NV	Y	Y	Y	Y	10	28	50	25	28
Collins	D	Y	Y	Y	Y	Y	Y	Y	Y	Y	Y	10	28	50	50	35
Connelly	R	N	N	N	Y	N	N	N	N	N	N	100	100	95	95	98
Cullerton, J.	D	Y	Y	Y	Y	Y	Y	Y	Y	Y	Y	10	28	50	50	35
Cullerton T	D	Y	Y	Y	Y	N	N	N	N	Y	Y	50	42	50	35	45
Cunningham	D	Y	Y	Y	Y	Y	Y	Y	Y	Y	Y	10	28	50	30	30
Fowler	R	N	N	NV	Y	Y	Y	N	N	N	Y	60	na	na	na	60
Haine	R	NV	NV	NV	NV	Y	Y	Y	Y	NV	Y	0	70	75	55	50
Harmon	D	Y	Y	Y	Y	Y	Y	Y	Y	Y	Y	10	28	50	45	34
Harris	D	NV	Y	NV	Y	Y	Y	Y	Y	NV	Y	10	28	55	45	35
Hastings	D	Y	Y	NV	Y	Y	Y	Y	Y	Y	Y	10	28	75	45	40
Holmes	D	NV	Y	Y	Y	Y	Y	Y	Y	P	Y	10	28	50	25	29
Hunter	D	Y	Y	Y	Y	Y	Y	Y	Y	Y	Y	10	28	50	35	31
Hutchinson	D	Y	Y	Y	Y	Y	Y	Y	Y	Y	Y	10	28	50	35	31
Jones, E.	D	Y	Y	Y	Y	Y	Y	Y	Y	Y	Y	10	28	50	35	31
Koehler	D	Y	Y	Y	Y	Y	Y	Y	Y	Y	Y	10	28	50	30	30
Landek	D	Y	Y	NV	Y	Y	Y	Y	Y	Y	Y	10	42	80	60	48
Lightford	D	Y	NV	Y	Y	Y	Y	Y	Y	Y	Y	10	28	50	15	26
Link	D	Y	Y	Y	Y	Y	Y	Y	Y	Y	Y	10	42	50	35	35
Manar	D	Y	Y	Y	Y	Y	Y	Y	Y	Y	Y	10	56	50	30	37
Martinez	D	NV	NV	Y	Y	NV	Y	Y	Y	Y	Y	10	42	50	30	33
McCann	R	Y	Y	N	Y	Y	Y	N	N	N	Y	50	56	100	65	68
McCarter	R	N	N	N	Y	NV	NV	NV	NV	N	NV	50	100	100	80	83
McConchie	R	N	N	NV	Y	N	N	N	N	N	N	90	84	na	na	87
McConnaughay	R	Y	N	N	Y	N	N	N	N	N	N	90	100	100	60	88
McGuire	D	Y	Y	Y	Y	Y	Y	Y	Y	Y	Y	10	28	50	30	30
Morrison	D	Y	Y	Y	Y	Y	Y	N	N	N	Y	40	56	50	30	44
Mulroe	D	Y	Y	Y	Y	Y	Y	Y	Y	Y	Y	10	28	40	35	28
Munoz	D	Y	Y	Y	Y	Y	Y	Y	Y	Y	Y	10	28	65	45	37
Murphy	D	Y	Y	Y	Y	Y	Y	Y	Y	Y	Y	10	42	na	na	26
Nybo	R	P	N	N	Y	NV	N	NV	N	P	N	60	70	100	na	77
Oberweis	R	N	NV	N	Y	NV	NV	NV	NV	N	NV	40	84	100	100	81
Radogno	R	N	N	N	Y	*	Y	*	*	N		100	84	100	100	96
Raoul	D	Y	Y	Y	Y	Y	Y	Y	Y	Y	Y	10	28	35	35	27
Rezin	R	N	P	NV	Y	NV	NV	NV	NV	N	NV	30	56	100	100	72
Righter	R	N	N	N	Y	Y	Y	Y	Y	N	N	60	100	100	70	83
Rooney	R	N	N	N	Y	N	N	N	N	N	N	100	na	na	na	100
Rose	R	N	N	N	Y	N	N	N	N	N	N	100	84	100	65	87
Sandoval	D	Y	Y	Y	Y	Y	Y	Y	Y	Y	Y	10	28	25	10	18
Schimpf	R	N	N	N	Y	N	N	N	N	N	NV	90	na	na	na	90
Silverstein	D	Y	Y	Y	Y	Y	Y	Y	Y	NV	Y	10	42	45	45	36
Stadelman	D	Y	Y	NV	NV	Y	Y	Y	Y	Y	Y	0	42	50	65	39
Steans	D	Y	Y	Y	Y	Y	Y	Y	Y	Y	Y	10	42	50	50	38
Syerson	R	N	N	N	Y	N	N	N	N	N	NV	90	84	85	90	87
Tracy	R	N	N	N	Y	N	N	N	N	N	N	100	na	na	na	100
Trotter	D	Y	Y	Y	Y	Y	Y	Y	Y	Y	Y	10	28	50	25	28
Van Pelt	D	Y	Y	Y	Y	Y	Y	Y	Y	Y	Y	10	42	45	50	37
Weaver	R	N	N	N	Y	N	N	N	N	N	N	100	100	na	na	100

# ILLINOIS SENATE SCORES

## HIGHEST TO LOWEST

Barickman	100
Bivins	100
Brady	100
Connelly	100
Rooney	100
Rose	100
Tracy	100
Weaver	100
Althoff	90
McConchie	90
McConaughay	90
Schimpf	90
Syverson	90
Fowler	60
Nybo	60
Radogno	60
Righter	60
Anderson	50
Cullerton T	50
McCann	50
McCarter	50
Morrison	40
Oberweis	40
Rezin	30
Bennett	20
Aquino	10
Bertino-Tarrant	10
Biss	10
Bush	10
Castro	10
Clayborne	10
Collins	10
Cullerton, J.	10
Cunningham	10
Harmon	10
Harris	10
Hastings	10
Holmes	10
Hunter	10
Hutchinson	10
Jones, E.	10
Koehler	10
Landek	10
Lightford	10
Link	10
Manar	10
Martinez	10
McGuire	10
Mulroe	10
Munoz	10
Murphy	10
Raoul	10
Sandoval	10
Silverstein	10
Steans	10
Trotter	10
Van Pelt	10
Haine	0
Stadelman	0

# ILLINOIS HOUSE SCORES

## HIGHEST TO LOWEST

Bennett	100	Halpin	20
Brady	100	Kifowit	20
Breen	100	Manley	20
Durkin	100	Mayfield	20
Halbrook	100	Scherer	20
McSweeney	100	Ammons	10
Skillicorn	100	Andrade	10
Sosnowski	100	Beiser	10
Spain	100	Bellock	10
Wheeler, Keith	100	Chapa LaVia	10
Bourne	90	Conroy	10
Butler	90	Coneyears-Ervin	10
Demmer	90	Currie	10
Frese	90	Davis	10
Long	90	DeLuca	10
McCombie	90	Feigenholtz	10
Morrison	90	Fine	10
Olsen	90	Flowers	10
Parkhurst	90	Ford	10
Reick	90	Gabel	10
Sommer	90	Gordon-Booth	10
Swanson	90	Greenwood	10
Batinick	80	Guzzardi	10
Ives	80	Harper	10
Jesiel	80	Harris, Gregory	10
McDermed	80	Hernandez	10
Sauer	80	Hoffman	10
Stewart	80	Hurley	10
Cabello	70	Jones	10
Cavaletto	70	Lang	10
McAuliffe	70	Lilly	10
Reis	70	Madigan	10
Wehrli	70	Mah	10
Welter	70	Martwick	10
Wheeler, Barbara	70	Mitchell, Christian	10
Hammond	60	Moeller	10
Meier	60	Nekritz	10
Phillips	60	Rita	10
Severin	60	Sims	10
Andersson	50	Soto	10
Bryant	50	Stratton	10
Davidsmeyer	50	Tabares	10
Fortner	50	Thapedi	10
Harris, David	50	Turner	10
Hays	50	Wallace	10
Jimenez	50	Walsh	10
Pritchard	50	Welch	10
Winger	50	Willis	10
Costello	40	Arroyo	0
Mitchell, Bill	40	Burke, Daniel	0
Unes	40	Burke, Kelly	0
Connor	30	Cassidy	0
Drury	30	D'Amico	0
Moylan	30	Evans	0
Mussman	30	McAsey	0
Phelps	30	Riley	0
Sente	30	Slaughter	0
Stuart	30	Williams	0
Yingling	30	Zalewski	0
Crespo	20		



Technology & Manufacturing Association

1651 Wilkening Road

Schaumburg, IL 60173

847.825.1120

847.825.0041 fax

[www.tmaillinois.org](http://www.tmaillinois.org)