

ILLINOIS MANUFACTURING'S LEGISLATIVE SCORECARD

PRODUCED BY THE:
TECHNOLOGY & MANUFACTURING ASSOCIATION

tma board of directors

Fernando Ortiz (Chairman)
Roberts Swiss, Inc.

James Carr (Vice Chairman)
CARR Machine & Tool, Inc.

Aaron Wiegel (Treasurer)
Wiegel Tool Works, Inc.

Steve Rauschenberger (President)
TMA

Stacey Bales
Bales Metal Surface Solutions

Ben Barnett
Principal Manufacturing Corp.

Todd Beauchamp
ASK Power

Guy Cassidy
Acme Industries, Inc.

Greg Kaplan
K&C Machining, Inc.

Patricia Miller
Matrix IV, Inc.

Al Panico
The Line Group, Inc.

Jeff Pope
WS Hampshire, Inc.

Paul Prikos
X-L Engineering Corp.

Brian Panek
Panek Precision

tma government relations committee

Zachary Mottl (Chairman)
Atlas Tool Works, Inc.

James O'Donnell (Vice Chairman)
Camcraft

Kathy Amatulli
PURE Metal Recycling

Denise Devitt
Harris Bank

David C. Dillon
Dillon & Nash, Ltd.

Ken Flerlage
Gateway Cable Company

David Hahn
Simplomatic Mfg. Co.

Greg Kaplan
K&C Machining, Inc.

Cathy Kluczny
Mueller & Co., LLP

Bill Kornit
ComerCor 504

Jeff Pope
WS Hampshire, Inc.

Albert Raffin
Raffin Construction Co.

Steve Rauschenberger
President, TMA

Larry Scott
Scott Stainless Steel

Tom Simeone
Manor Tool & Mfg. Co.

Mike Skala
Innovative Component Sales, Inc.

Curtis Snyder
Atlas Tool Works, Inc.

Greg Sweigert
Raco Industries

Jay Shattuck
Shattuck & Associates



The Technology & Manufacturing Association (TMA) was founded in 1925 by eight manufacturing companies who believed they could better themselves by associating with one another. Through the years, members established programs and services that would help their businesses grow and prosper, train their employees, and provide medical and retirement benefits. As a result of these efforts, TMA has grown into a 1,000 member not-for-profit organization of precision manufacturing and supplier companies in the greater Chicago area.

As a leading voice in an evolving manufacturing industry TMA cultivates and strengthens our members by providing them programs and services in order to thrive as individuals, companies, and as a business community. TMA is the leading voice for manufacturing and a major contributor to economic growth and opportunity.

DEAR TMA FRIENDS:

Who hasn't been bombarded over the years with mailers and TV ads during election campaigns from politicians begging for your vote and promising to serve your interests if you do?

You're holding in your hands Technology and Manufacturing Association's very first Legislative Scorecard - equipping you for the first time with information on those who make laws and set public policy at our State Capitol.

Illinois is facing fiscal challenges that are demanding changes be made in public policy. Experts say the state is over \$100 billion in arrears on public employee pension payments and the state budget is consistently billions in the red. There are two choices like those you make every day in your businesses: cut back on expenses or push hard to get more revenue.

Property taxes are some of the highest in the nation, the state's sales and gas taxes are reaching unreasonable levels. One by one, businesses are choosing to locate outside our borders - and now our area's widely-envied manufacturing networks are threatened.

In our opinion, it was time that the lawmakers in Springfield were held accountable for their votes. Are they working to make it easier or more difficult to do business in Illinois or are they simply making political promises?

The votes we've recorded for TMA members' reference are those that affect manufacturing and other businesses in Illinois. One major issue was workers' compensation reform. There's a real tug of war going on at the Capitol, and in the following report you'll see which side your local lawmakers are pulling.


We encourage you to reach for your phone and give these guys and ladies a call. Invite them out for lunch, and take to that meeting a copy of this report card. Show them their scores and if the numbers are below 70, ask them why they're so committed to making it difficult for you to stay in Illinois.

If their scores are above 70, ask them how you can help them make better votes and make Illinois a thriving national center of manufacturing once again.

Let's hear from you after those meetings. We'll share with the rest of the TMA exactly what happened and how we can work as a team to improve the public policy paradigm towards manufacturing in Illinois.

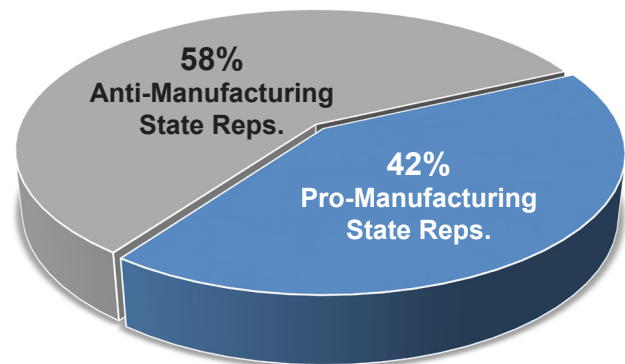


Steve Rauschenberger



42% of Illinois State Representatives had a 2015 cumulative score of 75 or better meaning they were pro manufacturing.

58% of Illinois State Representatives had a 2015 cumulative score below 75 meaning they were essentially against manufacturing interests.



Illinois House Bills Descriptions

HOUSE BILL 330 (HB 330)

HB 330 creates the Recyclable Metal Theft Task Force, and requires the task force to study recyclable metal theft and report findings to the General Assembly and Governor. Bill passed House March 4, 2015

TMA POSITION: Yes (Y)

SCORECARD POINT VALUE: 5

HOUSE BILL 3341 (HB 3341)

HB 3341 defines “stationary source” as any building, structure, facility, or installation that emits any regulated air pollutant or any pollutant listed under Section 112(b) of the Clean Air Act, except those emissions resulting directly from an internal combustion engine for transportation purposes or from a nonroad engine or nonroad vehicle. Bill passed House April 22, 2015.

TMA POSITION: Yes (Y)

SCORECARD POINT VALUE: 10

HOUSE BILL 3887 (HB 3887)

HB 3887 requires each State agency to scrutinize its rules, administrative regulations, and permitting processes as they pertain to small businesses to identify those rules and regulations, that are unduly burdensome or onerous to small businesses. Bill passed House April 16, 2015.

TMA POSITION: Yes (Y)

SCORECARD POINT VALUE: 10

HOUSE BILL 1287 (HB 1287)

THIRD READING

HB 1287’s third reading vote accepts changes to Illinois’ workers’ compensation insurance coverage as listed in the bill’s passed floor amendments. Bill passed House June 4, 2015.

TMA POSITION: No/Present (N/P)

SCORECARD POINT VALUE: 30

HOUSE BILL (HB 1287)

HOUSE FLOOR AMENDMENT 1 (HFA1)

Defines “major contributing cause” in Illinois’ Workers Comp Law as “the cause which is more than 50 percent responsible for the injury compared to all other causes combined for which treatment and benefits are sought. Failed to pass the House on May 22, 2015.

TMA POSITION: Present (P)

SCORECARD POINT VALUE: 5



HOUSE BILL 1287 (HB 1287)

HOUSE FLOOR AMENDMENT 2 (HFA 2)

Changes workers’ comp law to include “objective” and “independent medical examinations” when determining evidence of disability, commonly referred to as “American Medical Association’s guidelines.” Failed to pass House May 22, 2015.

TMA POSITION: Present (P)

SCORECARD POINT VALUE: 5

HOUSE BILL 1287 (HB 1287)

HOUSE FLOOR AMENDMENT 3 (HFA 3)

Cuts workers’ comp medical fee schedule 30 percent, except evaluation and management or physical medicine. Failed to pass the House on May 22, 2015.

TMA POSITION: Yes (Y)

SCORECARD POINT VALUE: 5

HOUSE BILL 1287 (HB 1287)

HOUSE FLOOR AMENDMENT 4 (HFA 4)

Reduces workers’ comp insurance rate regulation and safety premiums, as well as self-insured’s fees. Adopted by House May 22, 2015.

TMA POSITION: No/Present (N/P)

SCORECARD POINT VALUE: 5

HOUSE BILL 1287 (HB 1287)

HOUSE FLOOR AMENDMENT 5 (HFA 5)

Codifies current “any cause” standard in the workers’ comp law and defines traveling employees with expanding Appellate court decisions. Adopted by House May 22, 2015.

TMA POSITION: No/Present (N/P)

SCORECARD POINT VALUE: 5

HOUSE BILL 1287 (HB 1287)

HOUSE FLOOR AMENDMENT 6 (HFA 6)

Addresses repetitive or cumulative trauma in state’s workers’ comp laws. Adopted by House May 22, 2015.

TMA POSITION: No/Present (N/P)

SCORECARD POINT VALUE: 5

HOUSE BILL 1287 (HB 1287)

HOUSE FLOOR AMENDMENT 7 (HFA 7)

Requires self-insurers to report to the Department of Insurance; regulates workers’ comp insurance premiums; create the workers’ comp premium rates task force. Adopted by House May 22, 2015.

TMA POSITION: No/Present (N/P)

SCORECARD POINT VALUE: 5

SENATE BILL 1833 (SB 1833)

THIRD READING

Requires companies to notify the attorney general’s office of security breaches; expands data elements considered for purposes of “breach”.

TMA POSITION: No/Present (N/P)

SCORECARD POINT VALUE: 10

ILLINOIS HOUSE SCORES

TMA POSITION	HB 330	HB 3341	HB 3887	HB 1287 3rd Reading	HB 1287 HFA 1	HB 1287 HFA 2	HB 1287 HFA 3	HB 1287 HFA 4	HB 1287 HFA 5	HB 1287 HFA 6	HB 1287 HFA 7	SB 1833 3rd Reading	2015	2014	2013	2012	2011	2010	Lifetime
	Y	Y	Y	N/P	P	P	P	N/P	N/P	N/P	N/P	N/P							
Acevedo	D	Y	Y	E	Y	N	N	N	Y	Y	Y	Y	15	50	70	25	30	57	41
Ammons	D	Y	Y	Y	A	N	N	N	Y	A	A	A	70	n/a	n/a	n/a	n/a	n/a	70
Andersson	R	Y	Y	Y	N	P	P	P	P	N	N	N	100	n/a	n/a	n/a	n/a	n/a	100
Andrade	D	Y	Y	Y	Y	N	N	N	Y	Y	Y	Y	25	33*	n/a	n/a	n/a	n/a	29
Anthony	R	Y	Y	Y	P	P	P	P	P	P	P	P	100	67*	n/a	n/a	n/a	n/a	84
Arroyo	D	Y	NV	Y	A	N	N	N	Y	A	A	A	60	50	48	35	30	40	44
Batinick	R	Y	Y	Y	N	P	P	P	P	N	N	N	100	n/a	n/a	n/a	n/a	n/a	100
Beiser	D	Y	Y	Y	Y	N	N	N	Y	Y	Y	Y	35	35	45	50	45	55	44
Bellock	R	Y	Y	Y	N	P	P	P	P	N	N	N	100	100	100	75	75	85	89
Bennett	R	Y	Y	Y	N	P	P	P	P	N	N	N	100	n/a	n/a	n/a	n/a	n/a	100
Bourne	R	Y	Y	Y	N	P	P	P	P	N	N	N	100	n/a	n/a	n/a	n/a	n/a	100
Bradley	D	Y	Y	Y	Y	N	N	N	Y	Y	Y	Y	25	50	45	35	30	55	40
Brady	R	Y	Y	Y	N	P	P	P	P	N	N	N	100	70	75	75	75	100	83
Breen	R	Y	Y	Y	N	P	P	P	P	N	N	N	100	n/a	n/a	n/a	n/a	n/a	100
Brown	R	Y	Y	Y	N	P	P	P	P	N	N	N	100	60	59	90	80	n/a	77
Bryant	R	Y	Y	Y	N	P	P	P	P	N	N	N	100	n/a	n/a	n/a	n/a	n/a	100
Burke, D.	D	A	Y	Y	Y	N	N	N	Y	Y	Y	Y	20	40	60	35	30	40	38
Burke, K.	D	Y	Y	Y	Y	N	N	N	Y	Y	Y	Y	25	50	70	25	30	n/a	40
Butler	R	Y	Y	Y	N	P	P	P	P	N	N	N	100	n/a	n/a	n/a	n/a	n/a	100
Cabello	R	Y	Y	Y	P	P	P	P	P	P	P	P	100	65	75	n/a	n/a	n/a	80
Cassidy	D	Y	Y	Y	Y	N	N	N	Y	Y	Y	Y	25	30	23	15.4*	n/a	n/a	23
Cavaletto	R	Y	Y	Y	N	P	P	P	P	N	N	N	100	70	75	90	90	100	88
Chapa LaVia	D	Y	Y	Y	Y	N	N	N	Y	Y	Y	Y	25	45	45	35	30	40	37
Cloonen	D	Y	Y	Y	Y	N	N	N	Y	Y	Y	Y	25	25	60	n/a	n/a	n/a	37
Conroy	D	Y	Y	Y	Y	N	N	N	Y	Y	Y	Y	25	45	70	n/a	n/a	n/a	47
Costello	D	Y	Y	Y	Y	N	N	N	Y	Y	Y	Y	25	30	60	100*	n/a	n/a	54
Crespo	D	Y	Y	E	Y	N	N	N	Y	Y	Y	Y	25	55	75	45	40	55	49
Currie	D	Y	Y	Y	Y	N	N	N	Y	Y	Y	Y	25	60	70	25	20	40	40
D'Amico	D	Y	Y	Y	NV	N	N	N	Y	NV	NV	NV	70	30	35	35	30	75	46
Davidsmeyer	R	Y	Y	Y	N	P	P	P	P	N	N	N	100	60	75	n/a	n/a	n/a	78
Davis, M.	D	Y	Y	Y	A	N	N	N	Y	A	A	A	80	40	60	30	20	40	45
Davis, W.	D	Y	Y	Y	Y	N	N	N	Y	Y	Y	Y	25	45	35	25	30	53	36
DeLuca	D	Y	Y	Y	Y	N	N	N	P	Y	Y	Y	40	10	69	40	30	40	38
Demmer	R	Y	Y	Y	N	P	P	P	P	N	N	N	100	100	100	n/a	n/a	n/a	100
Drury	D	A	Y	Y	P	N	N	N	Y	P	P	P	65	55	100	n/a	n/a	n/a	73
Dunkin	D	Y	Y	Y	A	N	N	N	Y	A	A	A	80	35	60	65	55	50	58
Durkin	R	Y	Y	Y	N	P	P	P	P	N	N	N	100	100	100	65	65	100	88
Evans	D	Y	Y	Y	Y	N	N	N	Y	Y	Y	Y	25	50	60	100*	n/a	n/a	59
Feigenholtz	D	Y	Y	Y	Y	N	N	N	Y	Y	Y	Y	25	50	60	25	20	40	37
Fine	D	Y	Y	Y	Y	N	N	N	Y	Y	Y	Y	35	30	50	n/a	n/a	n/a	38
Flowers	D	Y	Y	Y	Y	N	N	N	Y	Y	Y	Y	25	20	35	30	20	37	28
Ford	D	Y	Y	Y	Y	N	N	N	Y	Y	Y	Y	25	15	35	30	20	40	28
Fortner	R	Y	Y	Y	N	NV	NV	NV	NV	N	N	N	85	70	59	75	75	75	73
Franks	D	Y	Y	Y	Y	N	N	N	Y	Y	Y	Y	35	55	85	45	40	65	54
Frese	R	Y	Y	Y	N	P	P	P	P	N	N	N	100	n/a	n/a	n/a	n/a	n/a	100
Gabel	D	Y	Y	Y	Y	N	N	N	Y	Y	Y	Y	25	40	60	35	30	n/a	38
Gordon-Booth	D	Y	Y	Y	Y	N	N	N	Y	Y	Y	Y	25	40	60	35	30	55	41
Guzzardi	D	Y	Y	NV	Y	N	N	N	Y	Y	Y	Y	15	n/a	n/a	n/a	n/a	n/a	15
Hammond	R	Y	Y	Y	N	P	P	P	P	N	N	N	100	70	75	90	90	n/a	85
Harper	D												NA						NA*
Harris, D.	R	Y	Y	Y	N	NV	E	E	E	N	N	N	85	90	100	90	90	n/a	91
Harris, G.	D	Y	Y	Y	Y	N	N	N	Y	Y	Y	Y	25	50	60	36	30	40	40
Hays	R	Y	Y	Y	N	P	P	P	P	N	N	N	100	80	75	90	90	n/a	87
Hernandez	D	Y	Y	Y	Y	N	N	N	Y	Y	Y	Y	25	50	70	35	30	40	42
Hoffman	D	Y	Y	Y	Y	N	N	N	Y	Y	Y	Y	25	35	35	n/a	n/a	n/a	32
Hurley	D	Y	Y	Y	Y	N	N	N	Y	Y	Y	Y	25	40	75	n/a	n/a	n/a	47
Ives	R	Y	Y	Y	E	NV	NV	NV	NV	E	E	E	85	90	100	n/a	n/a	n/a	92
Jackson	D	Y	Y	Y	Y	N	N	N	Y	Y	Y	Y	25	30	35	25	30	40	31
Jesiel	R	Y	Y	Y	N	NV	NV	NV	NV	N	N	N	85	n/a	n/a	n/a	n/a	n/a	85

* Indicates member was appointed and incomplete score

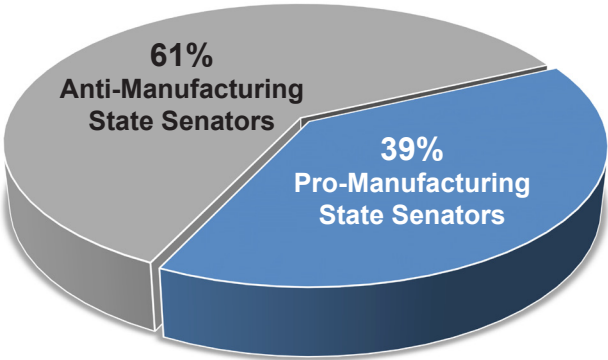
TMA POSITION	HB 330	HB 3341	HB 3887	HB 1287 3rd Reading	HB 1287 HFA 1	HB 1287 HFA 2	HB 1287 HFA 3	HB 1287 HFA 4	HB 1287 HFA 5	HB 1287 HFA 6	HB 1287 HFA 7	SB 1833 3rd Reading	2015	2014	2013	2012	2011	2010	Lifetime
	Y	Y	Y	N/P	P	P	P	N/P	N/P	N/P	N/P	N/P							
Jones	D	Y	Y	NV	Y	N	N	N	Y	Y	Y	Y	15	50	48	25	30	n/a	34
Kay	R	Y	Y	Y	N	P	P	P	P	N	N	N	100	100	95	80	80	n/a	91
Kifowit	D	Y	Y	Y	Y	N	N	N	Y	Y	Y	Y	25	45	70	n/a	n/a	n/a	47
Lang	D	Y	Y	Y	P	P	P	P	P	P	P	P	90	45	45	55	55	40	55
Leitch	R	Y	Y	Y	N	P	P	P	P	N	N	N	100	100	100	75	75	100	92
Lilly	D	Y	Y	Y	Y	N	N	N	Y	Y	Y	Y	25	30	35	30	20	n/a	28
Madigan	D	NV	NV	NV	Y	N	N	N	Y	Y	Y	Y	0	45	70	35	30	40	37
Manley	D	Y	E	Y	Y	N	N	N	Y	Y	Y	Y	15	55	60	n/a	n/a	n/a	43
Martwick	D	Y	Y	Y	Y	N	N	N	Y	Y	Y	Y	25	30	45	n/a	n/a	n/a	33
Mautino	D	E	Y	Y	Y	N	N	N	P	Y	Y	Y	25	65	75	60	55	70	58
Mayfield	D	Y	Y	Y	Y	N	N	N	Y	Y	Y	Y	35	30	35	30	20	n/a	30
McAsey	D	Y	Y	Y	Y	N	N	N	Y	Y	Y	Y	25	55	70	45	40	55	48
McAuliffe	R	Y	Y	Y	N	P	P	NV	P	N	N	N	95	60	69	55	55	55	65
McDermed	R	Y	Y	Y	N	P	P	P	P	N	N	N	100	n/a	n/a	n/a	n/a	n/a	100
McSweeney	R	Y	Y	Y	N	NV	NV	NV	NV	N	N	N	75	85	100	n/a	n/a	n/a	87
Meier	R	Y	Y	Y	N	P	P	P	P	N	N	N	100	70	75	n/a	n/a	n/a	82
Mitchell, B.	R	Y	Y	Y	N	P	P	P	P	N	N	N	100	70	75	50	80	100	79
Mitchell, C.	D	Y	Y	Y	Y	N	N	N	Y	Y	Y	Y	25	50	70	n/a	n/a	n/a	48
Moeller	D	Y	Y	Y	Y	N	N	N	Y	Y	Y	Y	25	50*	n/a	n/a	n/a	n/a	38
Moffitt	R	Y	Y	Y	N	P	P	P	P	N	N	N	100	70	75	80	80	85	82
Morrison	R	Y	Y	Y	E	NV	NV	NV	NV	E	E	E	85	85	90	90	90	n/a	88
Moylan	D	Y	Y	Y	Y	N	N	N	Y	Y	Y	Y	25	45	60	n/a	n/a	n/a	43
Mussman	D	Y	Y	Y	Y	N	N	N	Y	Y	Y	Y	25	55	70	45	40	n/a	47
Nekritz	D	Y	Y	Y	Y	N	N	N	Y	Y	Y	Y	25	50	60	25	20	40	37
Phelps	D	Y	Y	Y	Y	N	N	N	Y	Y	Y	Y	25	50	75	35	30	55	45
Phillips	R	Y	Y	Y	N	E	E	E	E	N	N	N	85	n/a	n/a	n/a	n/a	n/a	85
Pritchard	R	Y	Y	Y	N	P	P	P	P	N	N	N	100	80	75	80	80	85	83
Reaves-Harris	D	Y	Y	Y	Y	N	N	N	Y	Y	Y	Y	25	n/a	n/a	n/a	n/a	n/a	25
Reis	R	Y	Y	Y	N	P	P	P	P	N	N	N	100	70	75	75	75	100	83
Riley	D	Y	Y	Y	Y	N	N	N	Y	Y	Y	Y	25	40	60	35	30	40	38
Rita	D	Y	Y	Y	Y	N	N	N	Y	Y	Y	Y	25	30	45	35	30	47	35
Sandack	R	Y	Y	Y	N	P	P	P	P	N	N	N	100	100	94	n/a	n/a	n/a	98
Scherer	D	Y	Y	Y	Y	N	N	N	Y	Y	Y	Y	25	25	45	n/a	n/a	n/a	32
Sente	D	Y	Y	Y	Y	N	N	N	Y	Y	Y	Y	25	65	70	45	40	n/a	49
Sims	D	Y	Y	Y	Y	N	N	N	Y	Y	Y	Y	25	20	38	n/a	n/a	n/a	28
Smiddy	D	Y	Y	Y	Y	N	N	N	Y	Y	Y	Y	25	20	50	n/a	n/a	n/a	32
Sommer	R	Y	Y	Y	N	P	P	P	P	N	N	N	100	80	65	70	70	100	81
Sosnowski	R	Y	Y	Y	N	P	P	P	P	N	N	N	100	85	78	90	90	n/a	89
Soto	D	E	Y	Y	Y	N	N	N	Y	Y	Y	Y	20	45	50	35	30	40	37
Stewart	R	Y	Y	Y	N	P	P	P	P	N	N	N	100	100*	n/a	n/a	n/a	n/a	100
Sullivan	R	Y	Y	Y	E	P	P	P	P	E	E	E	100	95	100	90	90	90	94
Tabares	D	Y	Y	Y	Y	N	N	N	Y	Y	Y	Y	25	50	70	n/a	n/a	n/a	48
Thapedi	D	Y	Y	Y	Y	N	N	N	Y	Y	Y	N	40	30	35	30	20	40	33
Tryon	R	Y	Y	Y	E	P	P	P	Y	E	E	E	95	60	65	90	80	75	78
Turner	D	Y	Y	Y	Y	E	E	E	E	Y	Y	Y	30	65	60	35	30	40	43
Unes	R	Y	Y	Y	N	E	E	E	E	N	N	N	85	70	69	90	90	n/a	81
Verschoore	D	Y	Y	Y	Y	N	N	N	Y	Y	Y	Y	25	30	60	45	40	40	40
Wallace	D	Y	Y	Y	Y	N	N	N	Y	Y	Y	Y	25	n/a	n/a	n/a	n/a	n/a	25
Walsh	D	Y	Y	Y	Y	N	N	N	Y	Y	Y	Y	25	30	35	100*	n/a	n/a	48
Wehrli	R	Y	Y	Y	N	E	E	E	E	N	N	N	85	n/a	n/a	n/a	n/a	n/a	85
Welch	D	Y	Y	Y	Y	N	N	N	Y	Y	Y	Y	25	30	35	n/a	n/a	n/a	30
Wheeler, B.	R	Y	Y	Y	E	P	P	P	P	E	E	E	100	90	100	n/a	n/a	n/a	97
Wheeler, K.	R	Y	Y	Y	N	P	P	P	P	N	N	N	100	n/a	n/a	n/a	n/a	n/a	100
Williams	D	Y	Y	Y	A	N	N	N	Y	A	A	A	70	40	45	45	40	n/a	50
Willis	D	Y	Y	Y	Y	N	N	N	Y	Y	Y	Y	25	55	60	n/a	n/a	n/a	47
Winger	R	Y	Y	Y	N	P	P	P	P	N	N	N	100	n/a	n/a	n/a	n/a	n/a	100
Yingling	D	Y	Y	Y	Y	N	N	N	Y	Y	Y	Y	25	45	60	n/a	n/a	n/a	43
Zalewski	D	Y	Y	Y	Y	N	N	N	Y	Y	Y	Y	25	45	48	35	30	55	40

* Indicates member was appointed and incomplete score



39% of Illinois State Senators had a 2015 cumulative score of 75 or better meaning they were pro manufacturing.

61% of Illinois State Senators had a 2015 cumulative score below 75 meaning they were essentially against manufacturing interests.



Illinois Senate Bills Descriptions

HOUSE BILL 330 (HB 330)

HB 330 creates the Recyclable Metal Theft Task Force, and requires the task force to study recyclable metal theft and report findings to the General Assembly and Governor. Bill passed Senate May 14, 2015.

TMA POSITION: Yes (Y)

SCORECARD POINT VALUE: 5

HOUSE BILL 3341 (HB 3341)

HB 3341 defines “stationary source” as any building, structure, facility, or installation that emits any regulated air pollutant or any pollutant listed under Section 112(b) of the Clean Air Act, except those emissions resulting directly from an internal combustion engine for transportation purposes or from a non-road engine or non-road vehicle. Bill passed Senate May 26, 2015.

TMA POSITION: Yes (Y)

SCORECARD POINT VALUE: 15

HOUSE BILL 3887 (HB 3887)

HB 3887 requires each State agency to scrutinize its rules, administrative regulations, and permitting processes as they pertain to small businesses to identify those rules and regulations, that are unduly burdensome or onerous to small businesses. Bill passed Senate May 26, 2015.

TMA POSITION: Yes (Y)

SCORECARD POINT VALUE: 15

SENATE BILL 11 (SB 11)

Raises minimum wage to \$9 per hour starting 7/1/15 and increases by \$.50 each year until the minimum is \$11 per hour in 2019. Creates a tax credit for employers with fewer than 50 employees. Passed the Senate February 5, 2015.

TMA POSITION: No/Present (N/P)

SCORECARD POINT VALUE: 20

SENATE BILL 1673 (SB 1673)

Extends a provision concerning Environmental Protection Agency fast-track rulemaking from 12/31/14 to 12/31/19. Passed the Senate April 15, 2015.

TMA POSITION: Yes (Y)

SCORECARD POINT VALUE: 15

SENATE BILL 162 (SB 162)

SB 162 is the Senate Democrat version of workers’ comp reform. Contains some provision from HB 1287. Creates an ombudsman program and WEAR Commission. Moves Fraud Investigation Unit from Dept of Investigations to Workers Comp Commission. Passed the Senate August 4, 2015.

TMA POSITION: No/Present (N/P)

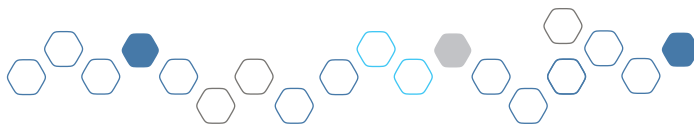
SCORECARD POINT VALUE: 25

SENATE BILL 1833 (SB 1833)

Requires companies to notify the attorney general’s office of security breaches; expands data elements considered for purposes of “breach.” Passed the Senate with concurrence January 31, 2015.

TMA POSITION: No/Present (N/P)

SCORECARD POINT VALUE: 5



FIND YOUR STATE LEGISLATOR

**GO TO THE
ILLINOIS STATE BOARD OF ELECTIONS
www.election.il.gov**

**click:
“District / Official Search”**

ILLINOIS SENATE SCORES

TMA POSITION		HB 330	HB 3341	HB 3887	SB 11	SB 1673	SB 162	SB 1633 Concurrence	2015	2014	2013	2012	2011	2010	Lifetime
		Y	Y	Y	N/P	Y	N/P	N/P							
Althoff	R	Y	Y	Y	N	Y	N	N	100	100	100	85	75	100	93
Anderson	R	Y	Y	Y	N	Y	N	N	100	n/a	n/a	n/a	n/a	n/a	100
Barickman	R	Y	Y	Y	N	Y	N	NV	100	75	75	n/a	n/a	n/a	69
Bennett	D	Y	Y	Y	Y	Y	Y	Y	50	n/a	n/a	n/a	n/a	n/a	50
Bertino-Tarant	D	Y	Y	Y	Y	Y	Y	Y	50	20	35	n/a	n/a	n/a	35
Biss	D	Y	Y	Y	Y	Y	Y	Y	50	55	85	n/a	n/a	n/a	63
Bivins	R	Y	Y	Y	N	Y	N	N	100	75	75	85	75	100	85
Brady	R	Y	Y	Y	NV	Y	N	NV	100	85	90	75	65	95	85
Bush	D	Y	Y	Y	Y	Y	Y	Y	50	35	60	n/a	n/a	n/a	48
Clayborne	D	Y	Y	Y	Y	Y	Y	Y	50	25	45	30	15	35	33
Collins	D	Y	Y	Y	Y	Y	Y	Y	50	35	60	20	0	35	33
Connelly	R	NV	Y	Y	N	Y	N	NV	95	95	100	n/a	n/a	n/a	93
Cullerton, J.	D	Y	Y	Y	Y	Y	Y	Y	50	50	70	30	15	35	42
Cullerton, T.	D	Y	Y	Y	Y	Y	Y	Y	50	35	60	n/a	n/a	n/a	48
Cunningham	D	Y	Y	Y	Y	Y	Y	Y	50	30	60	n/a	n/a	n/a	47
Delgado	D	Y	Y	Y	NV	Y	Y	Y	70	35	60	10	0	35	35
Duffy	R	Y	Y	Y	N	Y	N	N	100	75	70	90	90	95	87
Forby	D	Y	Y	Y	P	Y	Y	N	75	45	65	20	15	35	43
Haine	D	Y	Y	Y	Y	Y	P	Y	75	55	75	20	15	75	53
Harmon	D	Y	Y	Y	Y	Y	Y	Y	50	45	75	30	15	35	42
Harris	D	Y	Y	Y	Y	Y	Y	NV	55	45	50	n/a	n/a	n/a	50
Hastings	D	Y	Y	Y	Y	Y	N	Y	75	45	50	n/a	n/a	n/a	57
Holmes	D	Y	Y	Y	Y	Y	Y	Y	50	25	45	45	35	50	42
Hunter	D	Y	Y	Y	Y	Y	Y	Y	50	35	60	20	0	35	33
Hutchinson	D	Y	Y	Y	Y	Y	Y	Y	50	35	60	20	0	35	33
Jones, E.	D	Y	Y	Y	Y	Y	Y	Y	50	35	60	20	15	30	35
Koehler	D	Y	Y	Y	Y	Y	Y	Y	50	30	60	20	0	35	33
Landek	D	Y	Y	Y	Y	Y	NV	N	80	60	60	20	0	n/a	44
Lightford	D	Y	Y	Y	Y	Y	Y	Y	50	15	30	30	15	35	29
Link	D	Y	Y	Y	Y	Y	Y	Y	50	35	60	30	15	35	38
Luechtefeld	R	Y	Y	Y	N	Y	N	N	100	80	75	75	65	100	83
Manar	D	Y	Y	Y	Y	Y	Y	Y	50	30	60	n/a	n/a	n/a	47
Martinez	D	Y	Y	Y	Y	Y	Y	Y	50	30	60	30	15	25	35
McCann	R	Y	Y	Y	N	Y	N	N	100	65	75	100	90	n/a	86
McCarter	R	Y	Y	Y	N	Y	N	N	100	80	75	80	75	100	85
McConaughay	R	Y	Y	Y	N	Y	N	N	100	60	60	n/a	n/a	n/a	73
McGuire	D	Y	Y	Y	Y	Y	Y	Y	50	30	50	100*	n/a	n/a	58
Morrison	D	Y	Y	Y	Y	Y	Y	Y	50	30	40	n/a	n/a	n/a	40
Mulroe	D	Y	Y	Y	Y	NV	Y	P	40	35	60	30	15	n/a	36
Muñoz	D	NV	Y	Y	NV	Y	Y	Y	65	45	60	20	15	35	40
Murphy, L	D								NA*						NA*
Murphy, M	R	Y	Y	Y	N	Y	N	N	100	100	100	100	90	100	98
Noland	D	Y	Y	Y	NV	Y	Y	Y	70	35	60	20	0	35	37
Nybo	R	Y	Y	Y	N	Y	N	N	100	n/a	n/a	n/a	n/a	n/a	97
Oberweis	R	Y	Y	Y	N	Y	NV	NV	100	100	100	n/a	n/a	n/a	100
Radogno	R	Y	Y	Y	N	Y	N	N	100	100	100	85	75	100	93
Raoul	D	Y	Y	Y	Y	NV	Y	Y	35	35	60	30	15	35	35
Rezin	R	Y	Y	Y	N	Y	N	N	100	100	100	65	65	n/a	86
Righter	R	Y	Y	Y	N	Y	N	N	100	70	60	85	75	100	82
Rose	R	Y	Y	Y	N	Y	N	NV	100	65	75	n/a	n/a	74	82
Sandoval	D	Y	Y	NV	Y	NV	Y	NV	25	10	30	20	15	25	21
Silverstein	D	NV	Y	Y	Y	Y	Y	Y	45	45	60	30	15	50	41
Stadelman	D	Y	Y	Y	Y	Y	Y	Y	50	65	85	n/a	n/a	n/a	67
Steans	D	Y	Y	Y	Y	Y	Y	Y	50	50	75	30	15	35	43
Sullivan	D	Y	Y	Y	Y	Y	Y	Y	50	45	60	30	15	35	39
Syverson	R	Y	Y	Y	NV	NV	N	NV	85	90	85	60	55	100	79
Trotter	D	Y	Y	Y	Y	Y	Y	Y	50	25	30	30	15	35	31
Van Pelt	D	NV	Y	Y	Y	Y	Y	Y	45	50	60	n/a	n/a	n/a	52
Weaver	R								NA*						NA*

* Indicates member was appointed and incomplete score

ILLINOIS SENATE SCORES

HIGHEST TO LOWEST

Althoff	R	100
Anderson	R	100
Barickman	R	100
Bivins	R	100
Brady	R	100
Duffy	R	100
Luechtefeld	R	100
McCann	R	100
McCarter	R	100
McConnaughay	R	100
Murphy, M	R	100
Nybo	R	100
Oberweis	R	100
Radogno	R	100
Rezin	R	100
Righter	R	100
Rose	R	100
Connelly	R	95
Syverson	R	85
Landek	D	80
Forby	D	75
Haine	D	75
Hastings	D	75
Delgado	D	70
Noland	D	70
Muñoz	D	65
Harris	D	55
Bennett	D	50
Bertino-Tarant	D	50
Biss	D	50
Bush	D	50
Clayborne	D	50
Collins	D	50
Cullerton, J.	D	50
Cullerton, T.	D	50
Cunningham	D	50
Harmon	D	50
Holmes	D	50
Hunter	D	50
Hutchinson	D	50
Jones, E.	D	50
Koehler	D	50
Lightford	D	50
Link	D	50
Manar	D	50
Martinez	D	50
McGuire	D	50
Morrison	D	50
Stadelman	D	50
Steans	D	50
Sullivan	D	50
Trotter	D	50
Silverstein	D	45
Van Pelt	D	45
Mulroe	D	40
Raoul	D	35
Sandoval	D	25
Murphy, L	D	NA*
Weaver	R	NA*

ILLINOIS HOUSE SCORES

HIGHEST TO LOWEST

Andersson	R	100	Mayfield	D	35
Anthony	R	100	Turner	D	30
Batinick	R	100	Andrade	D	25
Bellock	R	100	Bradley	D	25
Bennett	R	100	Burke, K.	D	25
Bourne	R	100	Cassidy	D	25
Brady	R	100	Chapa LaVia	D	25
Breen	R	100	Cloonon	D	25
Brown	R	100	Conroy	D	25
Bryant	R	100	Costello	D	25
Butler	R	100	Crespo	D	25
Cabello	R	100	Currie	D	25
Cavaletto	R	100	Davis, W.	D	25
Davidsmeyer	R	100	Evans	D	25
Demmer	R	100	Feigenholtz	D	25
Durkin	R	100	Flowers	D	25
Frese	R	100	Ford	D	25
Hammond	R	100	Gabel	D	25
Hays	R	100	Gordon-Booth	D	25
Kay	R	100	Harris, G.	D	25
Leitch	R	100	Hernandez	D	25
McDermed	R	100	Hoffman	D	25
Meier	R	100	Hurley	D	25
Mitchell, B.	R	100	Jackson	D	25
Moffitt	R	100	Kifowit	D	25
Pritchard	R	100	Lilly	D	25
Reis	R	100	Martwick	D	25
Sandack	R	100	Mautino	D	25
Sommer	R	100	McAsey	D	25
Sosnowski	R	100	Mitchell, C.	D	25
Stewart	R	100	Moeller	D	25
Sullivan	R	100	Moylan	D	25
Wheeler, B.	R	100	Mussman	D	25
Wheeler, K.	R	100	Nekritz	D	25
Winger	R	100	Phelps	D	25
McAuliffe	R	95	Reaves-Harris	D	25
Tryon	R	95	Riley	D	25
Lang	D	90	Rita	D	25
Fortner	R	85	Scherer	D	25
Harris, D.	R	85	Sente	D	25
Ives	R	85	Sims	D	25
Jesiel	R	85	Smiddy	D	25
Morrison	R	85	Tabares	D	25
Phillips	R	85	Verschoore	D	25
Unes	R	85	Wallace	D	25
Wehrli	R	85	Walsh	D	25
Davis, M.	D	80	Welch	D	25
Dunkin	D	80	Willis	D	25
McSweeney	R	75	Yingling	D	25
Ammons	D	70	Zalewski	D	25
D'Amico	D	70	Burke, D.	D	20
Williams	D	70	Soto	D	20
Drury	D	65	Acevedo	D	15
Arroyo	D	60	Guzzardi	D	15
DeLuca	D	40	Jones	D	15
Thapedi	D	40	Manley	D	15
Beiser	D	35	Madigan	D	0
Fine	D	35	Harper	D	NA
Franks	D	35			



TECHNOLOGY & MANUFACTURING ASSOCIATION

1651 Wilkening Road | Schaumburg, IL 60173

(p) 847.825.1120 | (f) 847.825.0041 fax

www.tmaillinois.org