

UNAIDS DATA 2020



CONTENTS

Foreword	2
State of the epidemic	4
Global and regional data	28
Eastern and southern Africa	32
Country tables	50
Western and central Africa	92
Country tables	106
Asia and the Pacific	154
Country tables	174
Latin America	214
Country tables	228
Caribbean	256
Country tables	272
Middle East and North Africa	292
Country tables	308
Eastern Europe and central Asia	334
Country tables	348
Western and central Europe and North America	372
Country tables	382
Annex on methods	414

FOREWORD

The COVID-19 pandemic has changed our world immeasurably over the past six months.

I am proud that decades of experience in responding to HIV are being used in the response to the coronavirus, and that activists all over the world are working hard to make sure that the disruption to HIV services is minimized. This report profiles some activists, like Theary So from Cambodia who has been living with HIV for 15 years. Theary provides counselling services every day at the Khmer–Soviet Friendship Hospital in Phnom Penh, the country's first HIV treatment site that is now being used to respond to COVID-19.

Our progress towards ending AIDS as a public health threat by 2030 was already off track before the COVID-19 outbreak. Now this crisis has the potential to blow us even further off course. Modelling conducted on behalf of UNAIDS and the World Health Organization has shown that a six-month disruption to medical supplies could result in an additional 500 000 AIDS-related deaths in sub-Saharan Africa alone by the end of 2021.

We cannot allow the hard-fought gains made in the HIV response to be reversed. Especially as there is still so far to go to finish the job.

Of the 38 million people living with HIV, 25.4 million people are now on treatment. That means 12.6 million people are still waiting. New HIV infections have been reduced by 23% since 2010, thanks in large part to a substantial decrease of 38% in eastern and southern Africa. But HIV infections have increased by 72% in eastern Europe and central Asia, by 22% in the Middle East and North Africa and by 21% in Latin America.

Globally, there were still 690 000 AIDS-related deaths in 2019 and 1.7 million new infections. Our 2020 targets of reducing AIDS-related deaths to fewer than 500 000 and new HIV infections to fewer than 500 000 will be missed.

Gender-based violence and inequalities continue to drive the epidemic. In sub-Saharan Africa, young women and adolescent girls accounted for one in four new infections in 2019, despite making up about 10% of the total population.

It is estimated that globally 243 million women and girls (aged 15–49 years) have been subjected to sexual and/or physical violence perpetrated by an intimate partner in the past 12 months. Meanwhile, we know that women who experience such violence are 1.5 times more likely to acquire HIV than women who have not experienced violence. Among marginalized groups, a high prevalence of violence is also linked with higher rates of HIV infection. Female sex workers have a 30-times greater risk of acquiring HIV than the general population.

We know how to treat HIV and how to prevent people from becoming infected. What we desperately need is a different politics to guarantee that everyone everywhere has the right to health.

This must include concerted efforts to dismantle the injustices and inequalities that put young women and girls, gay men and other men who have sex with men, sex workers, transgender people, people who use drugs, prisoners and migrants at greater risk of becoming infected with HIV.

The HIV prevention crisis must be tackled by granting everyone everywhere the right to health, tearing down the barriers that stop people receiving essential services. In tackling COVID-19, we must learn the painful lessons from a history of unequal access in dealing with HIV. Millions died of AIDS-related illnesses while there were medicines available that could have saved their lives. We must ensure that COVID-19 treatments and an eventual vaccine against the coronavirus are made available to everyone everywhere, free at the point of use. A People's Vaccine.

We need a multisectoral response to HIV and other epidemics by making sure, for example, that boys and girls complete secondary education, that people are no longer criminalized for who they are or who they love, that there is a rights-based public health approach to drug use.

Successful pandemic responses must be rooted in human rights, be evidence-based, community-led and fully funded. We must learn the lesson once and for all.

HIV has been slipping down the international agenda for some years. That is why I am calling on leaders to come forward to support a United Nations General Assembly High-Level Meeting on Ending AIDS in 2021 to address with urgency the outstanding issues that are holding us back from ending the epidemic as a public health threat by 2030.

We must not drop the ball on HIV.

The UNAIDS 2020 global report is a call to action. It highlights the scale of the HIV epidemic and how it runs along the fault lines of inequalities. We can and must close the gaps.

Winnie Byanyima
UNAIDS Executive Director

ADVANCING TOWARDS THE THREE ZEROS

DATA POINTS

1.7 MILLION

PEOPLE ACQUIRED HIV IN 2019,
MORE THAN THREE TIMES
THE 2020 TARGET

690 000 LIVES

WERE LOST TO AIDS-RELATED ILLNESSES
IN 2019, DESPITE THE AVAILABILITY OF
EFFECTIVE TREATMENTS

62% OF NEW ADULT HIV INFECTIONS
GLOBALLY ARE AMONG

KEY POPULATIONS AND THEIR SEXUAL PARTNERS

ADOLESCENT GIRLS AND
YOUNG WOMEN ACCOUNT FOR

1 IN 4 INFECTIONS

IN SUB-SAHARAN AFRICA

IN 25 COUNTRIES,

MORE THAN 50%

OF ADULTS HAVE DISCRIMINATORY
ATTITUDES TOWARDS
PEOPLE LIVING WITH HIV

The vision of the global HIV response is to achieve three zeros: zero new HIV infections, zero AIDS-related deaths and zero discrimination. Ten years ago, when this vision was first articulated, the three zeros were largely aspirational—a distant dream. Five years later, in 2015, the three zeros served as the basis for the HIV targets within the 2030 Agenda on Sustainable Development. Measurable targets were set for 2030, and the United Nations (UN) General Assembly later articulated interim 2020 milestones in the 2016 Political Declaration on Ending AIDS:

- To reduce new HIV infections to fewer than 500 000 by 2020.
- To reduce AIDS-related deaths to fewer than 500 000 by 2020.
- To eliminate HIV-related stigma and discrimination by 2020.

The first two targets are approximately 75% reductions compared to a 2010 baseline, using the epidemiological estimates from 2016.¹ The elimination target is based on the human rights principle that a single case of discrimination globally is one too many.

With the end of 2020 approaching, the latest data from countries show both progress and challenges. As the complex reality of HIV epidemics is increasingly understood, more HIV responses are sharpening their ability to identify gaps and develop strategies to reach people who are being left behind. However, too few countries have taken sufficient action to reach the interim milestones, leaving the world off track to achieve the three zeros by 2030.

¹ UNAIDS epidemiological estimates are revised each year using the latest available data from countries. In 2016, as the Political Declaration on Ending AIDS was being negotiated by UN Member States, UNAIDS estimated that there had been 2 205 000 [1 970 000–2 466 000] new HIV infections and 1 499 000 [1 300 000–1 700 000] AIDS-related deaths in 2010. The updated 2020 estimates suggest that there were 2 145 000 [1 585 000–2 894 000] new HIV infections and 1 137 000 [828 000–1 607 000] AIDS-related deaths in 2010.



PROGRESS ON THE PREVENTION OF HIV TRANSMISSION REMAINS FAR TOO SLOW, WITH THE ESTIMATED TOTAL NUMBER OF NEW INFECTIONS IN 2019 MORE THAN THREE TIMES HIGHER THAN THE MILESTONE THAT WAS SET FOR 2020.

Zero new infections

The estimated 1.7 million people [1.2 million–2.2 million] who acquired HIV worldwide in 2019 marked a 23% decline in new HIV infections since 2010. This was the lowest annual number of new infections since 1989.

However, progress on the prevention of HIV transmission remains far too slow, with the estimated total number of new infections in 2019 more than three times higher than the milestone of 500 000 that was set for 2020. An increasing number of countries are making remarkable progress, but many more are failing to adopt proven methods for preventing HIV infection at the required scale.

Globally, the annual number of new infections has been falling more rapidly among women and girls (a 27% decrease since 2010) than among men and boys (an 18% decrease). There were fewer new infections in 2019 worldwide among women and girls (48% of total infections) than among men and boys (52%). Children (aged 0 to 14 years) accounted for 9% of new infections in 2019, with 84% of child infections occurring in sub-Saharan Africa (see Chapter 2 for trends).

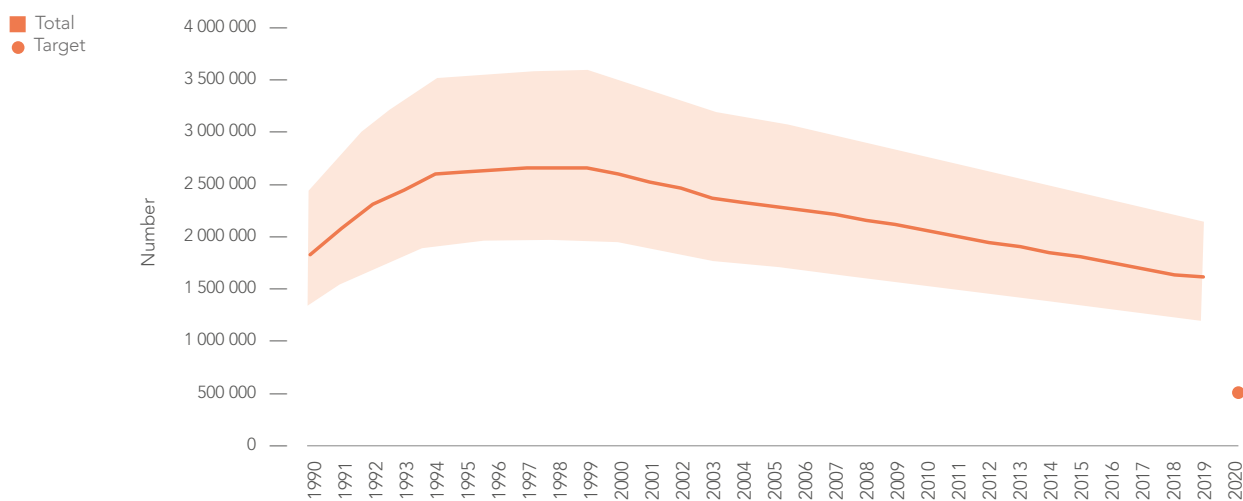
The global decrease in new infections is driven by substantial reductions in new infections in eastern and southern Africa (a 38% reduction since 2010). Reductions were also achieved in the Caribbean (29%), western and central Africa (25%), western and central Europe and North America (15%), and Asia and the Pacific (12%). By contrast, the epidemic continued to grow in eastern Europe and central Asia, with new HIV infections rising by 72% between 2010 and 2019. There were also increases in the Middle East and North Africa (22%) and Latin America (21%).

A majority (62%) of new adult HIV infections globally in 2019 were among key populations and their sexual partners. These populations—which include sex workers, people who inject drugs, prisoners, transgender people, and gay men and other men who have sex with men—constitute small proportions of the general population, but they are at elevated risk of acquiring HIV infection, in part due to discrimination and social exclusion.



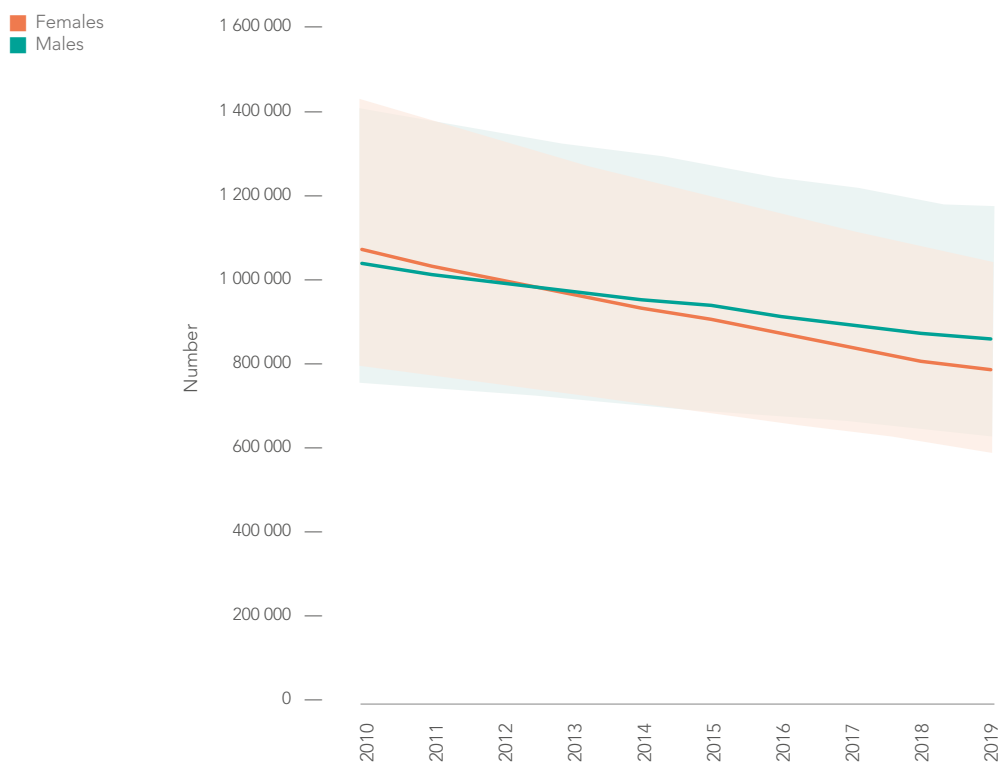
Credit: UNAIDS

Number of new HIV infections, global, 1990–2019



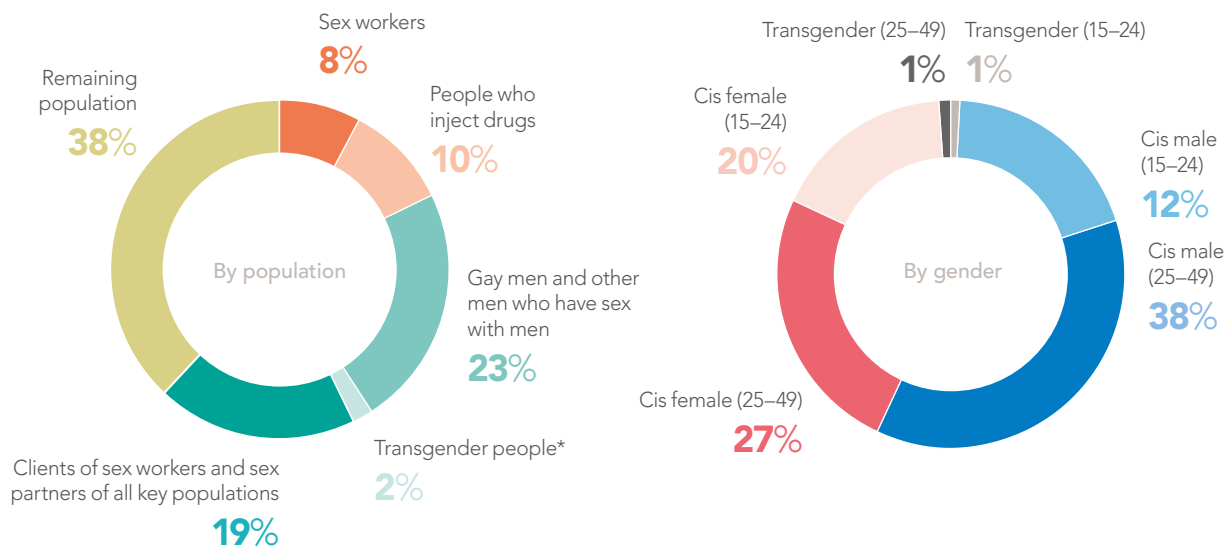
Source: UNAIDS epidemiological estimates, 2020 (see <https://aidsinfo.unaids.org/>).

Number of new HIV infections by sex, global, 2010–2019



Source: UNAIDS epidemiological estimates, 2020 (see <https://aidsinfo.unaids.org/>).

Distribution of new HIV infections by gender and population, global, 2019



* Data only included from Asia and the Pacific, the Caribbean, eastern Europe and central Asia, Latin America, and western and central Europe and North America. Source: UNAIDS epidemiological estimates, 2020 (see <https://aidsinfo.unaids.org/>); UNAIDS special analysis, 2020 (see methods annex). Note: Epidemiologic data from transgender populations are available primarily from the Asia and the Pacific, Caribbean and Latin America regions. Sparser data are available from the western and central Europe and North America region. Limited programme data are available from western and central Africa and eastern and southern Africa. Furthermore, data are primarily from transwomen, and among those transwomen, data are frequently from people who sell sex. Only a few data points were available from transmen. Nonetheless, the transgender population and their risks for acquiring HIV should not be fully ignored in UNAIDS analyses.

HIV risks vary by region

HIV risk among adults is higher among specific ages, genders and subpopulations by region, depending on the type of epidemic within the countries, cities and communities of the region. In sub-Saharan Africa, adolescent girls and young women (aged 15 to 24 years) in particular are at higher risk of HIV infection: they accounted for about one in four new infections, despite comprising only 10% of the population. In the region most affected by HIV, eastern and southern Africa, adolescent girls and young women accounted for 30% of new infections.

Outside of sub-Saharan Africa, men accounted for the majority of new adult HIV infections in 2019, ranging from 57% in the Caribbean to 79% in western and central Europe and North America.

Globally in 2019, almost one quarter (23%) of new adult HIV infections were among gay men and other men who have sex with men. This population accounted for more than 40% of new infections in

Asia and the Pacific and Latin America, and nearly two thirds (64%) of new infections in western and central Europe and North America. Young gay men and other men who have sex with men (aged 15 to 24 years) are at particular risk in high-income countries of western and central Europe and North America, accounting for 36% of infections in the region in 2019.

Approximately 10% of new adult HIV infections worldwide were among people who inject drugs. This population made up almost half (48%) of new infections in eastern Europe and central Asia, 43% in the Middle East and North Africa, 17% in Asia and the Pacific, and 15% in western and central Europe and North America. An estimated 8% of new adult infections globally were among sex workers of all genders, while transgender women accounted for a small share of new HIV infections worldwide but disproportionately large shares of new infections in Asia and the Pacific (7%), Latin America (6%) and the Caribbean (5%).



Credit: Department for Prevention and Control of HIV-AIDS, STIs and Hepatitis, Ministry of Health, Peru

Zero AIDS-related deaths

Increased access to antiretroviral therapy has averted an estimated 12.1 million AIDS-related deaths since 2010. Despite this progress, hundreds of thousands of people are dying each year of a disease that has multiple effective and relatively inexpensive treatment regimens available. The estimated 690 000 [500 000–970 000] lives lost due to AIDS-related illnesses worldwide in 2019 was a 39% reduction since 2010, but a ways off the 2020 target of less than 500 000 deaths.

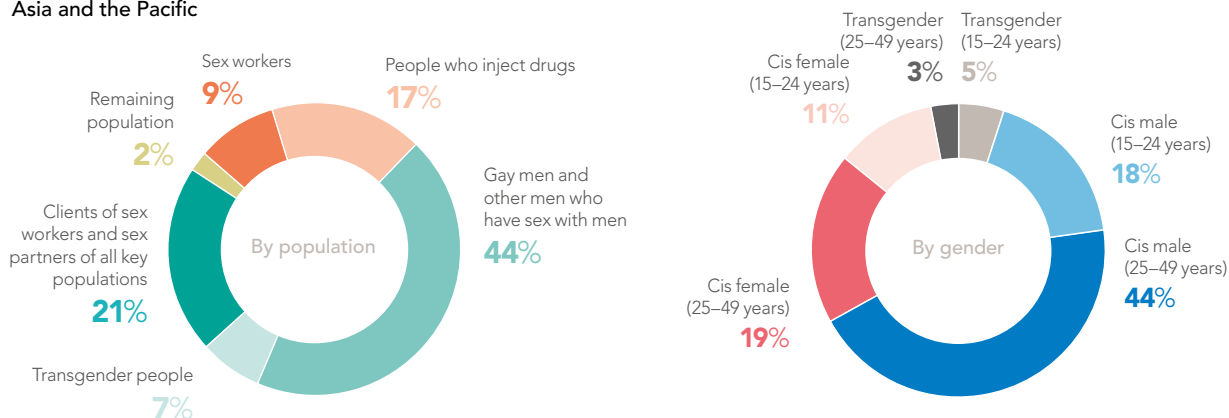
The generally higher coverage of antiretroviral therapy among women is reflected in the lower number of AIDS-related deaths among women and girls globally in 2019: 300 000 [220 000–420 000] compared with 390 000 [280 000–560 000] among men and boys. There were 46% fewer deaths due to AIDS-related illness among women and girls in 2019 than in 2010, compared with 32% fewer deaths among men and boys over the same period. Even though there are much more females than males among people living with

HIV in sub-Saharan Africa (15.9 million women vs 9.8 million men), the epidemic claimed a similar number of lives in the region in 2019: an estimated 220 000 men and boys and an estimated 220 000 women and girls.

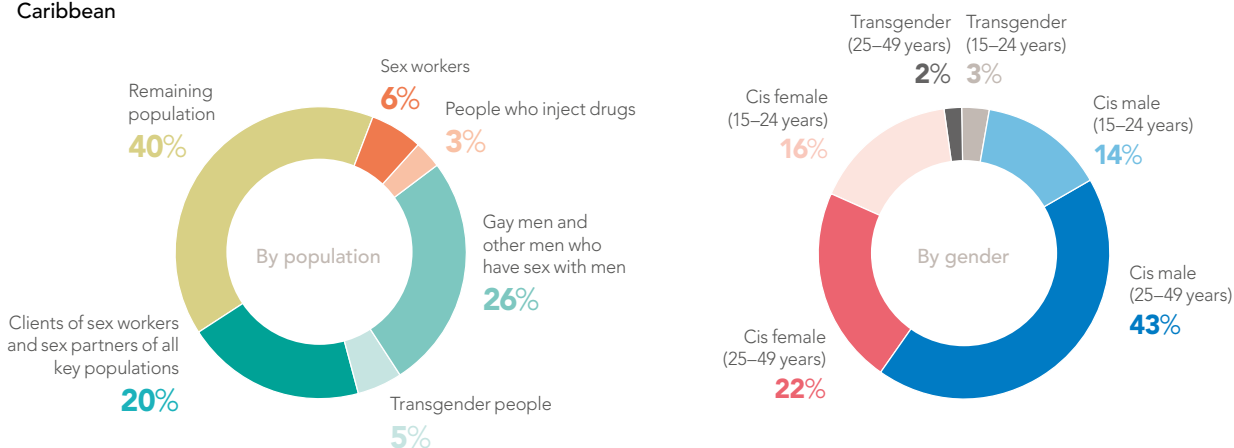
The region with the most rapid scale-up in HIV treatment, eastern and southern Africa, is unsurprisingly also the region with the most rapid decline in AIDS-related mortality: 49% between 2010 and 2019. The impact of expanded access to treatment is also evident in the Caribbean, western and central Africa, and western and central Europe and North America: all three regions had 37% fewer AIDS-related deaths in 2019 than in 2010. There were 28% fewer deaths due AIDS-related illnesses in Asia and the Pacific over the same period, while declines were less dramatic in Latin America (8%) and in the Middle East and North Africa (2%). An opposite trend prevails in eastern Europe and central Asia, where deaths due to AIDS-related causes increased by 24% between 2010 and 2019.

Distribution of new HIV infections by gender and population, by region, 2019

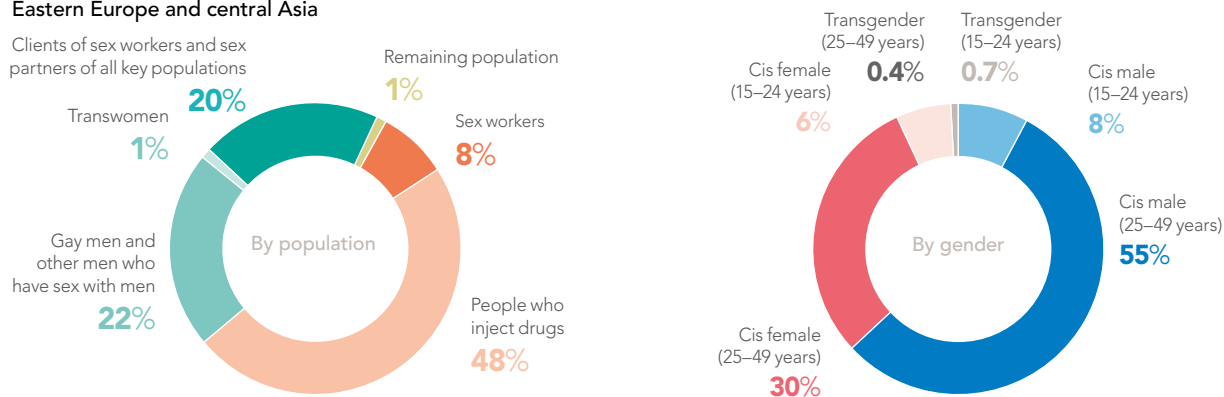
Asia and the Pacific



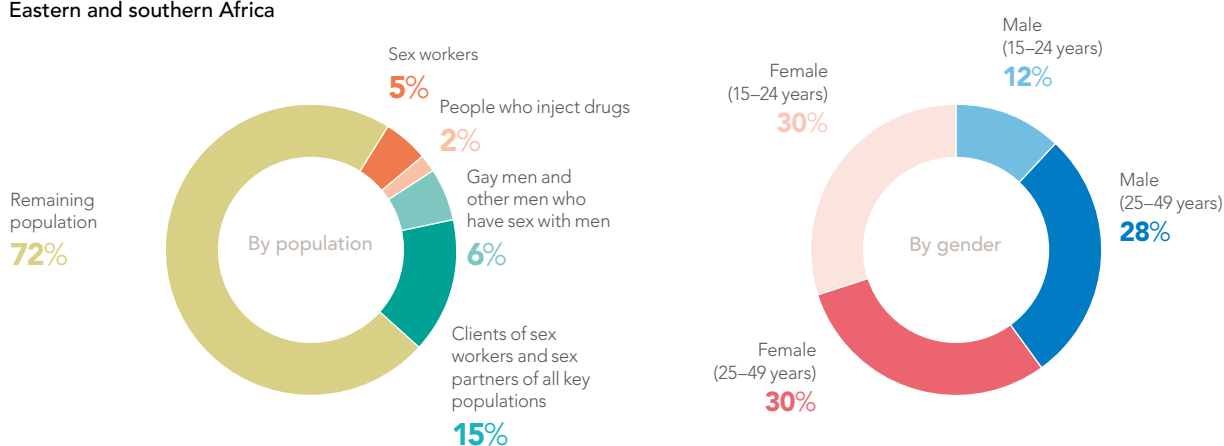
Caribbean



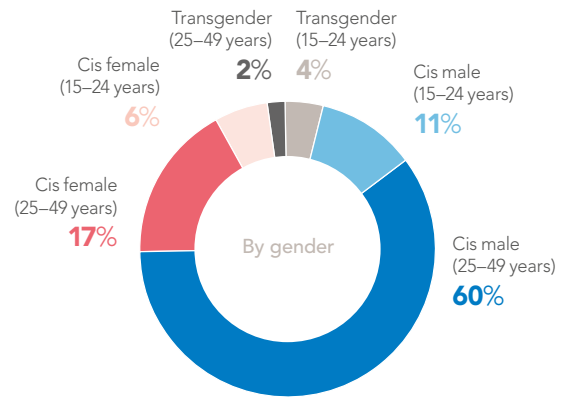
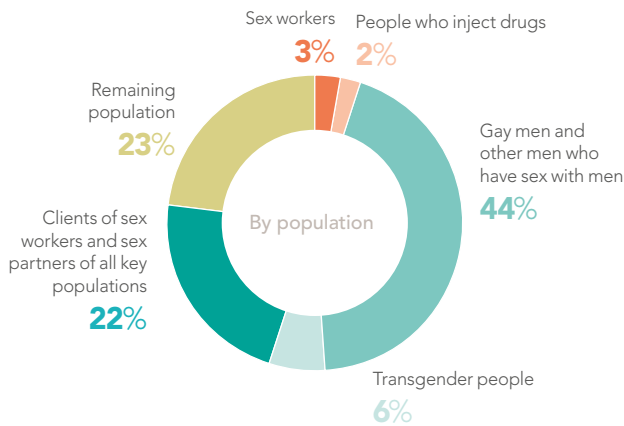
Eastern Europe and central Asia



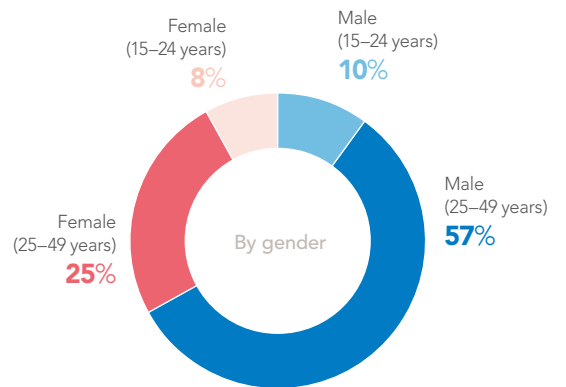
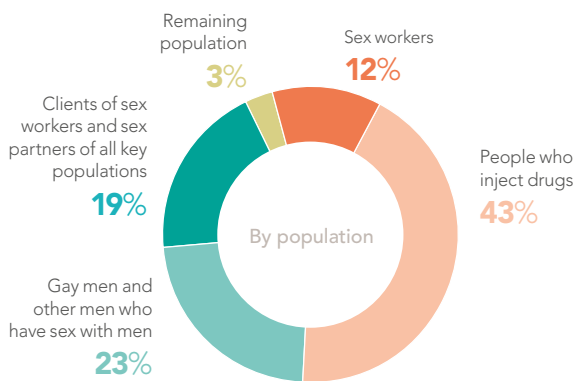
Eastern and southern Africa



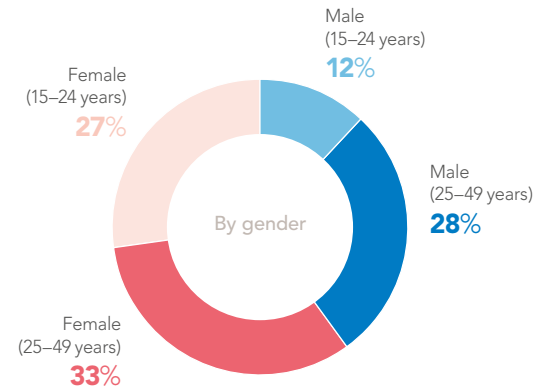
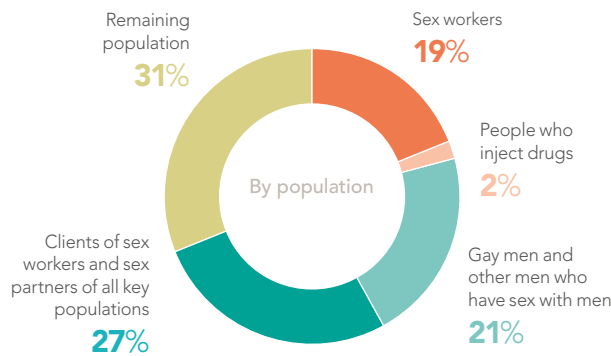
Latin America



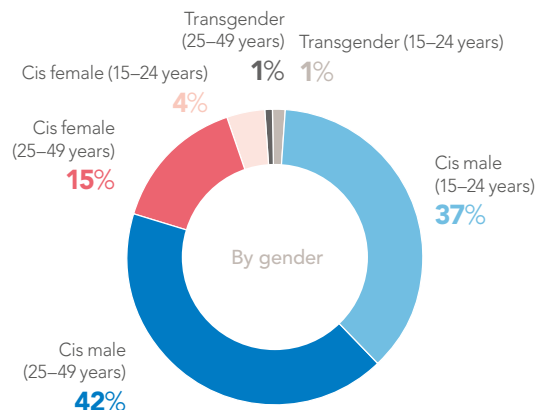
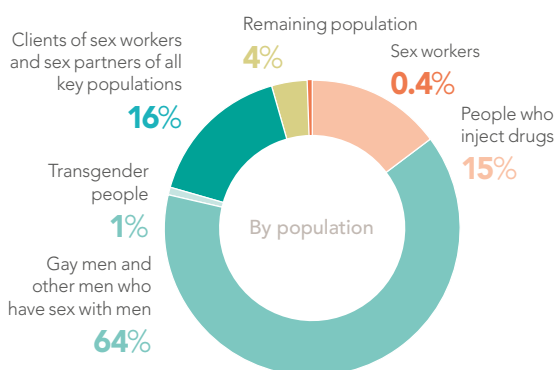
Middle East and North Africa



Western and central Africa

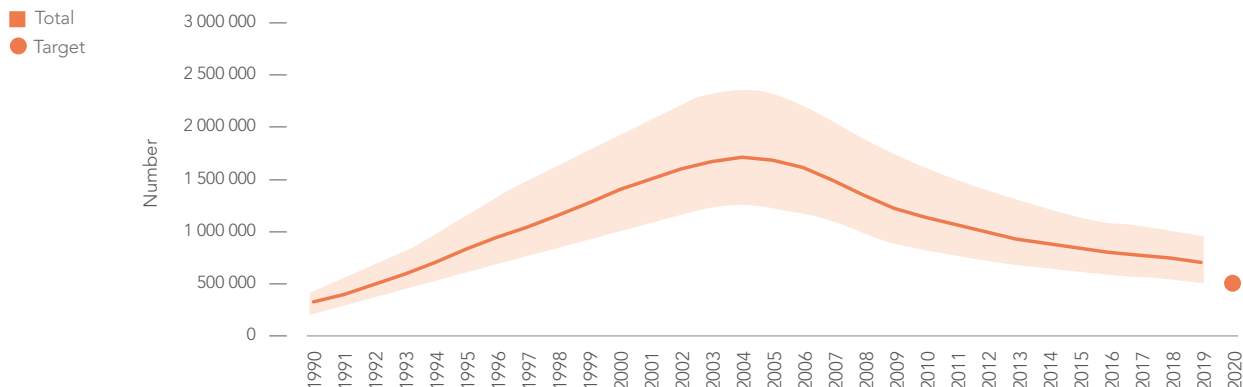


Western and central Europe and North America



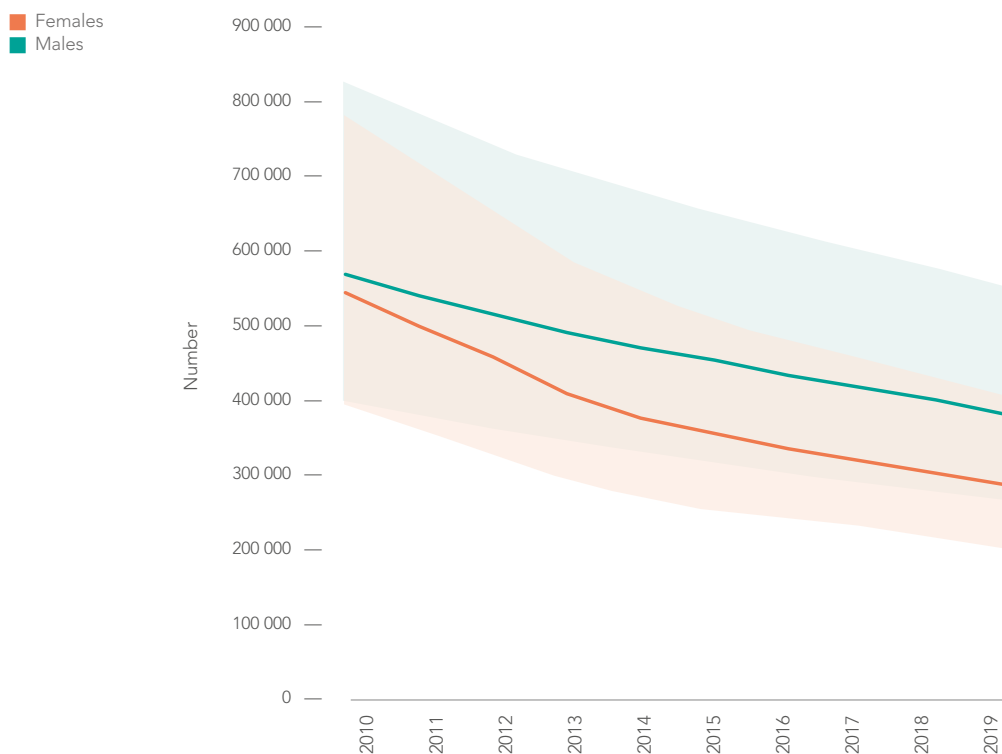
Note: Data regarding transgender people in some regions are not available for estimation of new HIV infections among that particular population. The unavailability of data does not imply that transgender people in the region are absent or unaffected by the HIV epidemic, however. It is more likely that they bear a disproportionate burden of HIV infection but are overlooked in surveillance activities for various social and technical reasons.
 Source: UNAIDS epidemiological estimates, 2020 (see <https://aidsinfo.unaids.org/>); UNAIDS special analysis, 2020 (see methods annex).

AIDS-related deaths, global, 1990–2019



Source: UNAIDS epidemiological estimates, 2020 (see <https://aidsinfo.unaids.org/>).

AIDS-related deaths by sex, global, 2010–2019



Source: UNAIDS epidemiological estimates, 2020 (see <https://aidsinfo.unaids.org/>).

Zero discrimination

Misinformed fears of HIV infection—and denigrating attitudes and behaviours towards people living with HIV and people at much higher risk of acquiring infection—have been features of the HIV epidemic for decades. HIV-related stigma and discrimination continues to do harm by aggravating the HIV and other health threats that people face, and by obstructing people from acquiring the information and making use of the services they need to protect their health.

Legal systems in many countries are failing to protect the people that HIV responses are trying to reach. Criminalization of same-sex sexual relationships, sex work and drug use give license to discrimination, harassment and violence, isolating key populations and hindering them from accessing vital services. Overly broad criminalization of HIV non-disclosure, exposure or transmission also deters people from seeking to know their HIV status or from accessing HIV services.

Levels of HIV-related stigma and discrimination are currently tracked through population-based surveys, which reveal discriminatory attitudes within the general population, and through surveys that ask people living with HIV and members of key populations whether they have experienced stigma and discrimination within the previous 12 months. Efforts are ongoing to strengthen the monitoring of stigma and discrimination as countries and communities aim to reach the goal of zero discrimination.

The most recent data from population-based surveys show that while discriminatory attitudes towards people living with HIV—measured by whether a person would buy fresh vegetables from a shopkeeper living with HIV—are declining consistently in some countries, they are

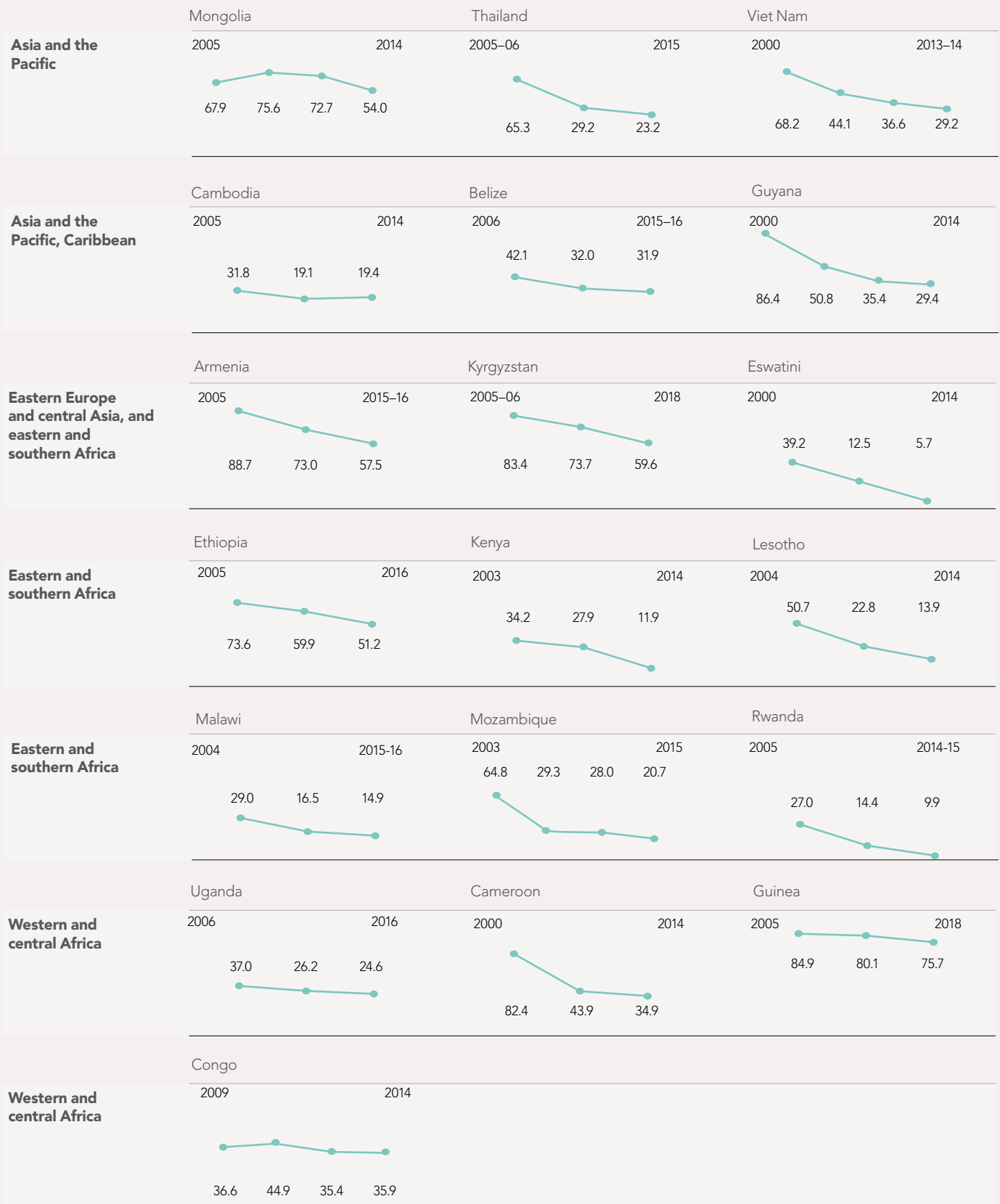
rebounding in others. In eastern and southern Africa, for instance, discriminatory attitudes have been reduced in some countries to historically low levels. Elsewhere, however, disconcertingly large proportions of adults continue to hold discriminatory attitudes towards people living with HIV. In 25 of 36 countries with recent data on a composite indicator that includes two types of discriminatory attitudes, more than 50% of people aged 15 to 49 years reported having discriminatory attitudes towards people living with HIV.

Surveys of people living with HIV confirm that stigma and discrimination at health-care facilities—in the shape of denial of care, dismissive attitudes, coerced procedures or breach of confidentiality—remain disturbingly common. This discourages people living with HIV from knowing their HIV status and seeking care. Such poor treatment from health-care providers also makes it more difficult for people living with HIV to adhere successfully to treatment, achieve the sustainable viral load required for their own health and reduce the risk of transmitting HIV to others (1–3).

Across 13 countries with available data, the percentage of people living with HIV who reported being denied health services at least once in the previous 12 months because of their HIV status ranged from 1.7% in Malawi to as high as 21% in Peru and Tajikistan. Coerced medical or health procedures remain common, as do breaches of confidentiality by health-care professionals (reported by at least 15% of people in eight of 13 countries with available data). Significant proportions of people living with HIV also reported that their ability to obtain antiretroviral therapy was conditional on them using certain forms of contraception.

Percentage of people aged 15 to 49 years who would not buy vegetables from a shopkeeper living with HIV, countries with available data, 2000–2019

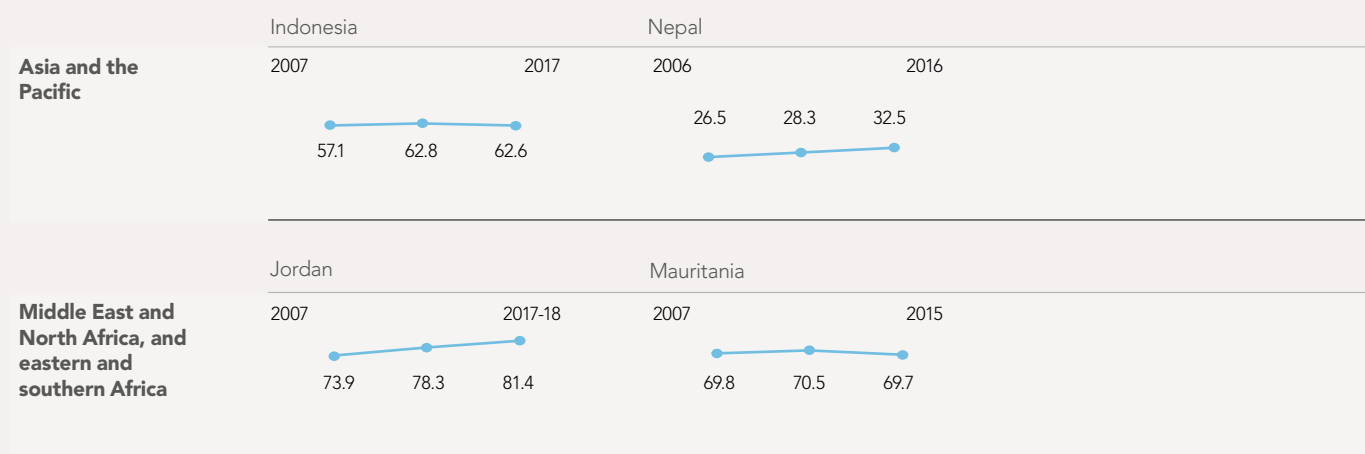
DISCRIMINATORY ATTITUDES CONSISTENTLY DECLINING



DISCRIMINATORY ATTITUDES DECLINING THEN INCREASING



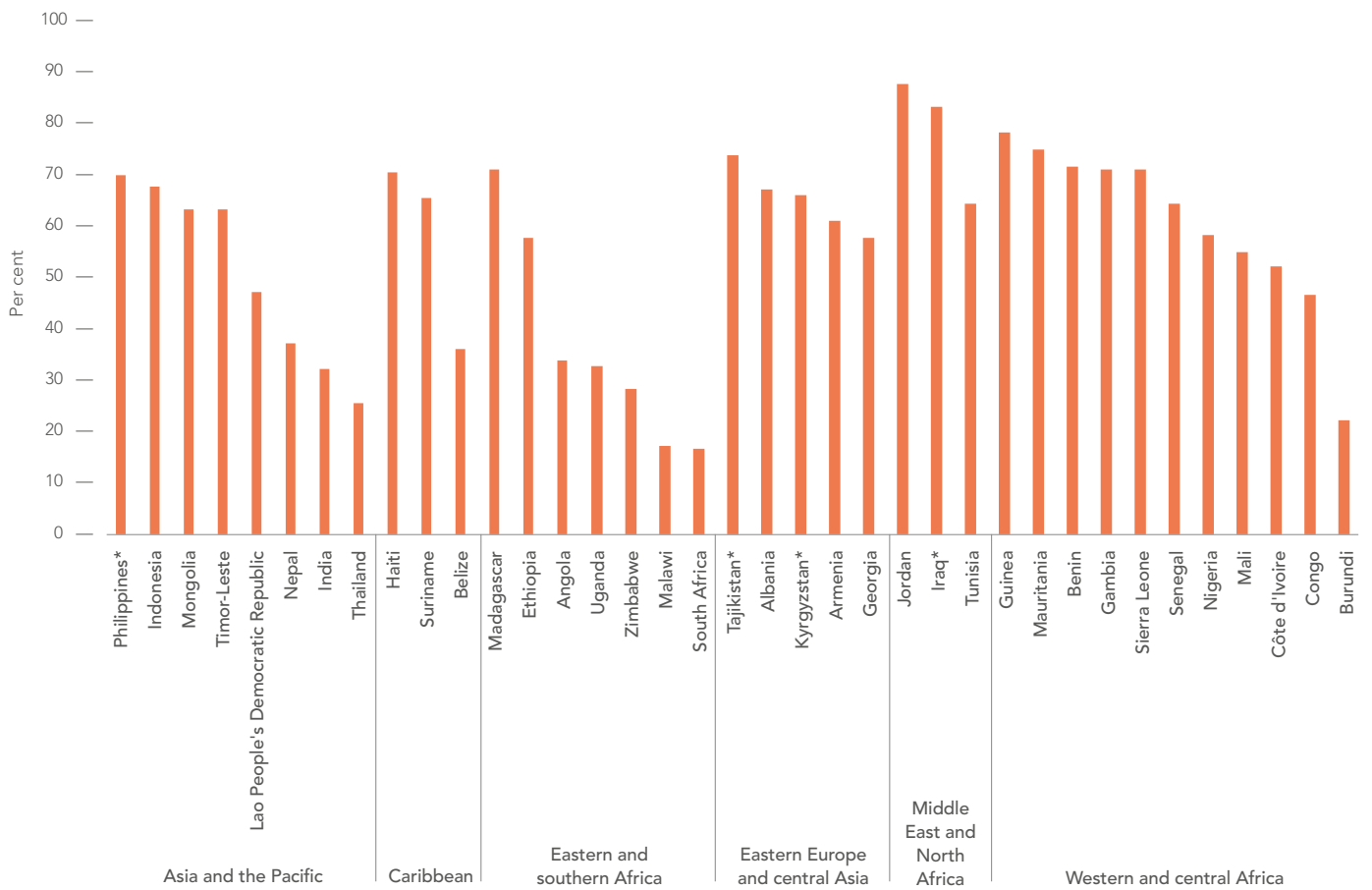
DISCRIMINATORY ATTITUDES INCREASING OR REMAINING STABLE



Source: Population-based surveys, 2000–2019.

Note: Data for one survey in Mongolia, two surveys in Thailand, two surveys in Belize, one survey in Guyana, two surveys in Kazakhstan, one survey in Mauritania, two surveys in Jordan, two surveys in Cameroon, two surveys in Guinea-Bissau and for all surveys for Kyrgyzstan and Viet Nam are for female respondents only.

Percentage of people aged 15 to 49 years who report discriminatory attitudes towards people living with HIV, countries with available data, 2014–2019

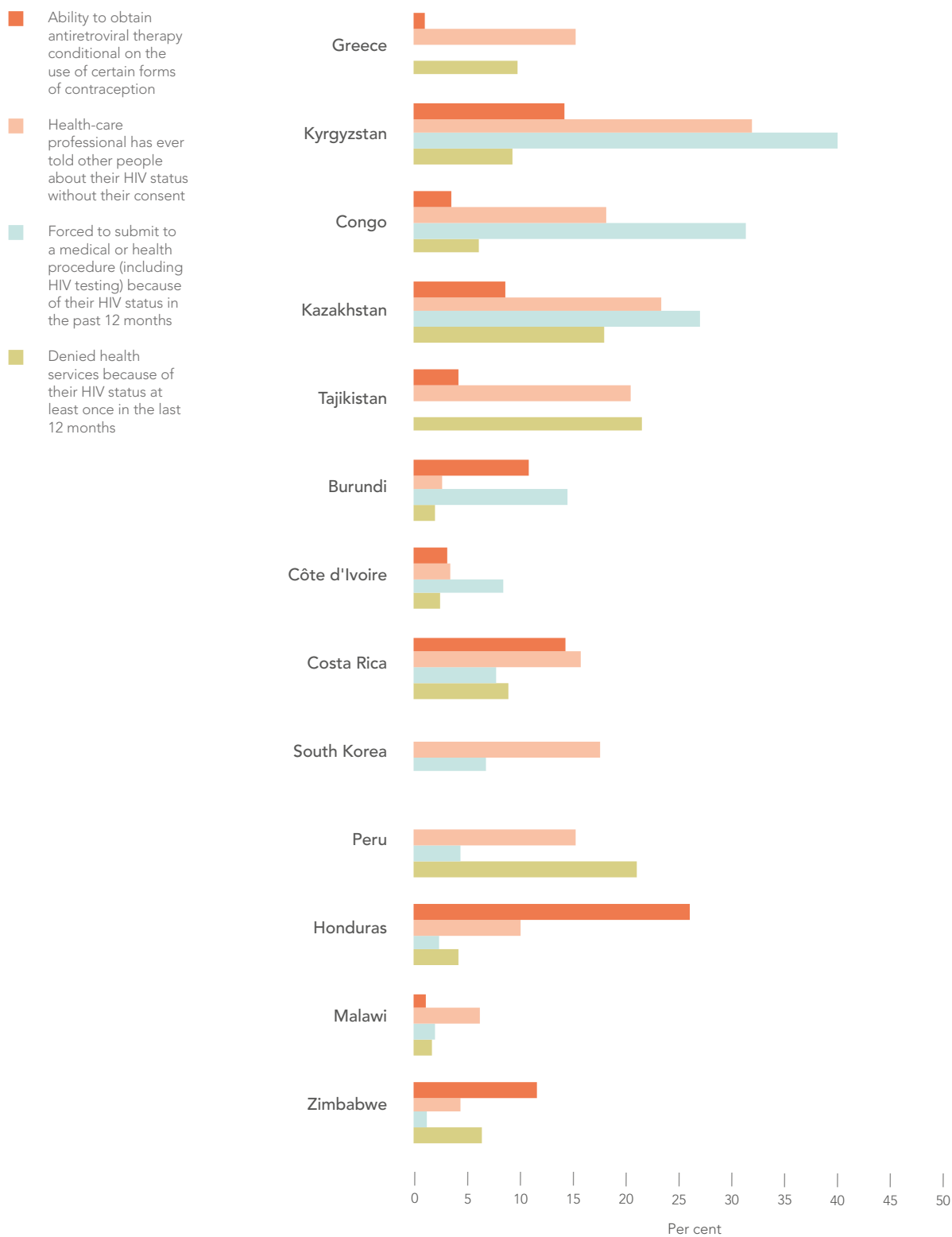


*Data are for women aged 15 to 49 only.

Source: Population-based surveys, 2014–2019.

Note: Discriminatory attitudes are measured through "No" responses to either of two questions: (1) Would you buy fresh vegetables from a shopkeeper or vendor if you knew this person had HIV?; and (2) Do you think that children living with HIV should be able to attend school with children who are HIV-negative?

Percentage of people living with HIV who experienced different forms of discrimination in health-care settings, countries with available data, 2013–2018



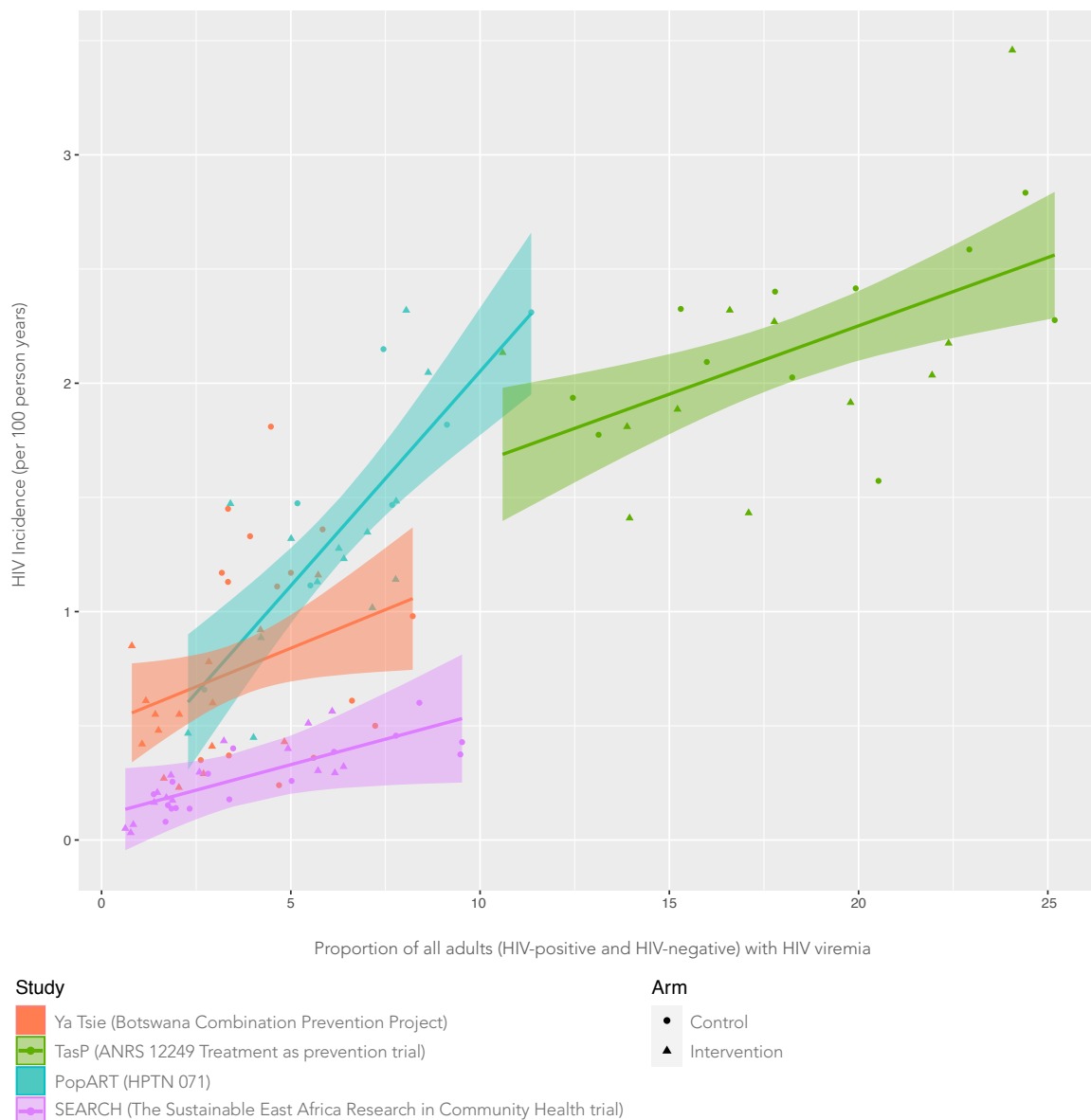
Source: People Living with HIV Stigma Index surveys, 2013–2018.

Maximizing the impact of HIV responses

There have been steady reductions in HIV infections in diverse settings where a combination approach to HIV prevention has been followed, including behavioural (e.g., consistent condom use), biomedical (e.g., HIV testing and treatment, voluntary medical male circumcision and pre-exposure prophylaxis) and structural components (e.g., enabling girls to stay in school).

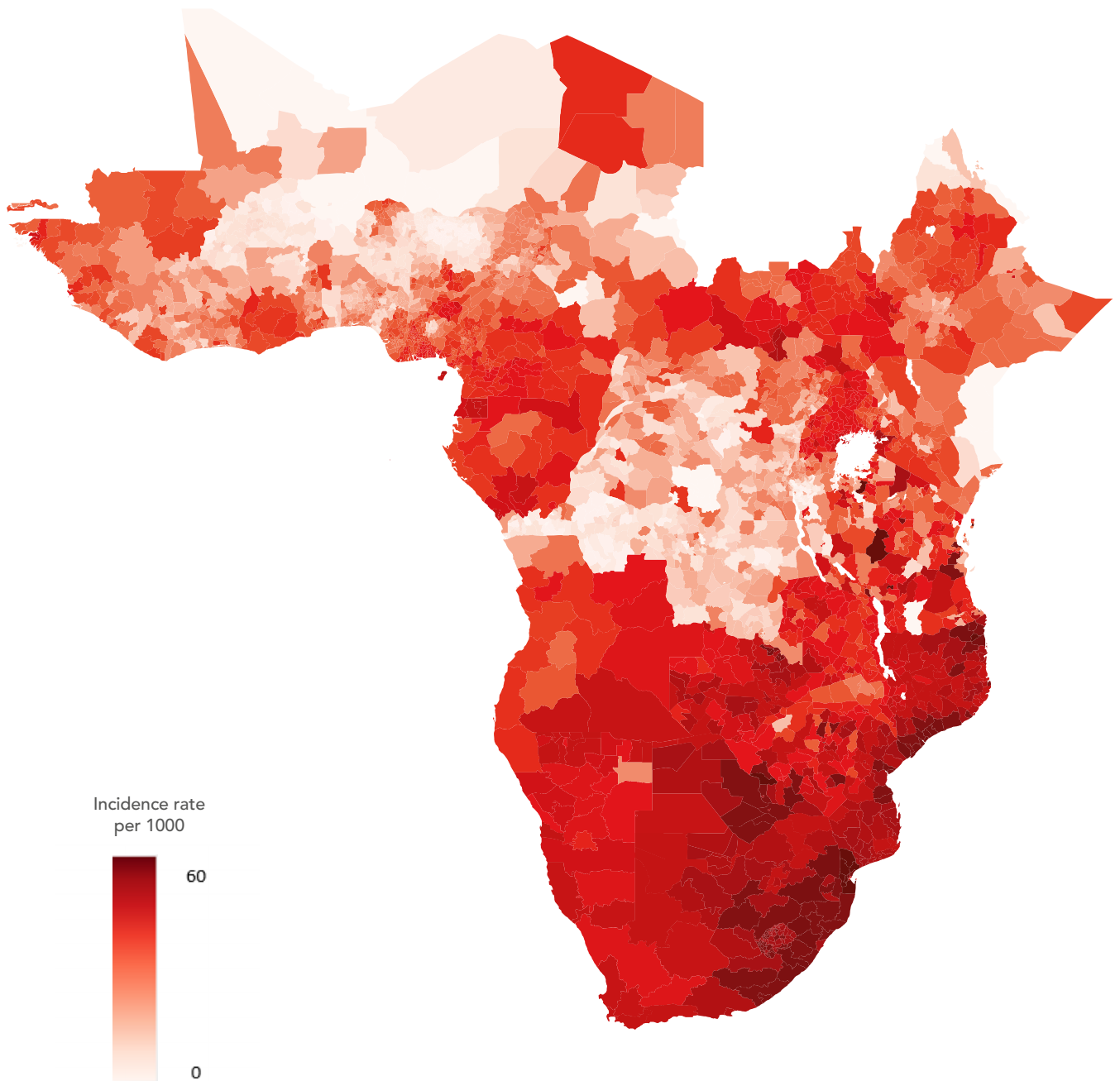
Some epidemic models have suggested that universal HIV testing and treatment, combined with primary prevention, could reduce HIV transmission to such low levels that the epidemic could eventually be eliminated (4). Four large cluster-randomized trials—involving more than a quarter of a million people—in Botswana, Kenya, South Africa, Uganda and Zambia between 2012 and 2018 demonstrated that it is feasible to reach very high coverage of testing and antiretroviral therapy, as

HIV incidence and population-level viremia in clusters from four studies of universal HIV testing and treatment in adults, 2013–2018



Source: Petersen ML, Larmarange J, Wirth K, Skalland T, Ayels H, Kanya MR et al. Population-level viremia predicts HIV incidence across university test & treat studies. Conference on Retroviruses and Opportunistic Infections (CROI), Boston, 8–11 March 2020. Abstract 47. For a webcast of this presentation, please see: <https://www.croiconference.org/abstract/population-level-viremia-predicts-hiv-incidence-across-universal-test-treat-studies/>.
 Note: Population viremia, which is the proportion of all adults (HIV-positive and HIV-negative) with viral non-suppression, was measured at the midpoint of the trials.

HIV incidence among adolescent girls and young women aged 15 to 24 years, subnational levels, sub-Saharan Africa, 2019



Source: UNAIDS epidemiological estimates, 2020 (see <https://aidsinfo.unaids.org/>), see methods annex.

Note: HIV incidence estimated as new HIV infections per 1000 person-years at risk.

Countries: For selected countries in sub-Saharan Africa that had the data required to produce subnational HIV estimates. See table on page 430, annex on methods.

well as very high levels of viral suppression (5). In study areas where HIV viremia—the proportion of the entire population (regardless of HIV status) with detectable viral load—was lower, the incidence of HIV was also lower. This reflects the impact of HIV treatment and other combination prevention services.

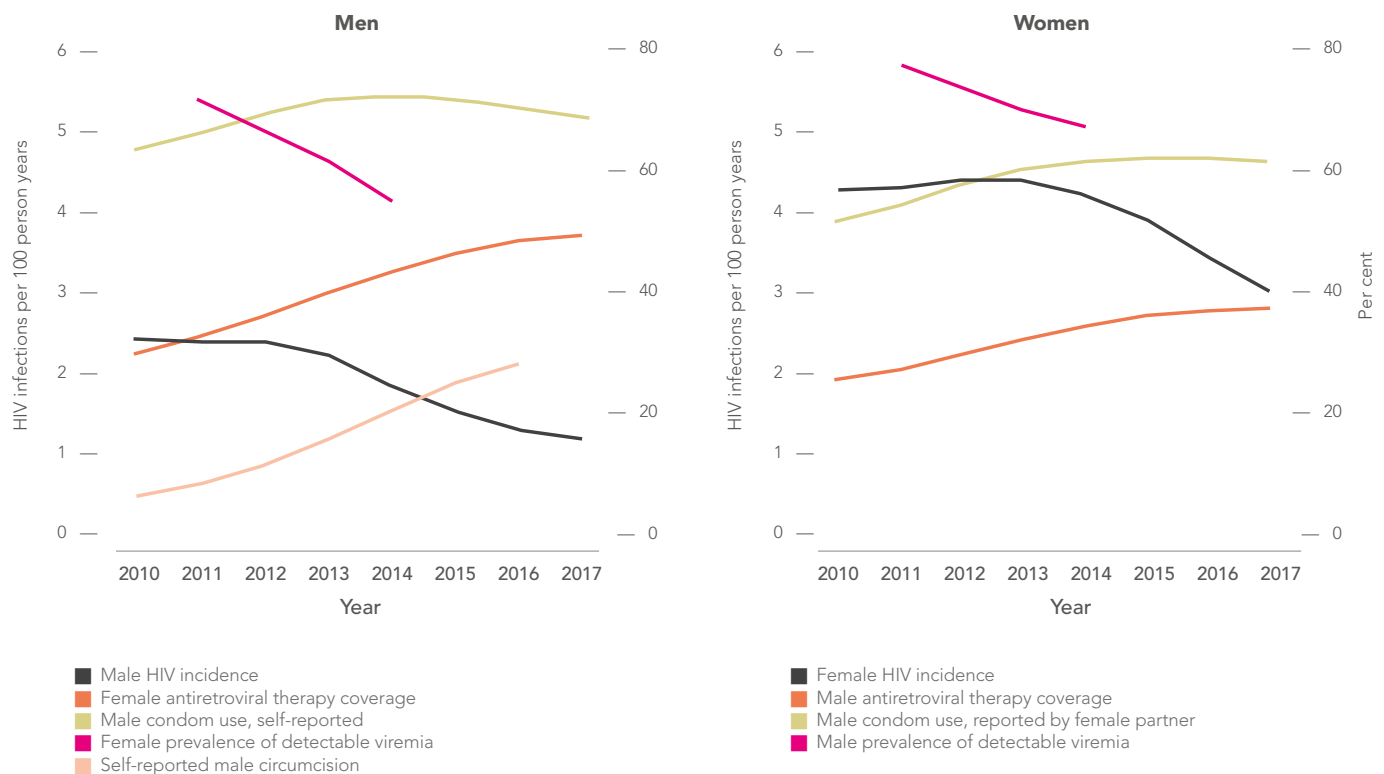
Differential impact

New HIV infection rates vary both across and within regions. In sub-Saharan Africa, for example, the incidence of HIV infection among adolescent girls and young women (aged 15 to 24 years) is generally highest in southern Africa, with sub-national data showing how there are districts across the region with high rates of HIV infection. Data collected from specific communities over many years are showing an uneven impact of intensive combination HIV prevention efforts—between men and women, different age groups and different locations.

According to longitudinal data from a cohort of almost 11 000 households, the scale-up of antiretroviral therapy services and voluntary medical male circumcision services in South Africa's KwaZulu-Natal province was followed by substantial declines in the incidence of HIV between 2012 and 2017 (6, 7). However, the reductions in the number of new HIV infections were much larger among men (62%) than women (34%), and they also occurred much earlier among men (6).

The steeper decline in HIV incidence among men may seem counterintuitive, given that women were more likely than men to test for HIV, initiate treatment early, sustain treatment and achieve viral suppression. Among people living with HIV in South Africa and the wider eastern and southern Africa region, HIV-related morbidity and mortality is lower among women than men. However, when it comes to preventing HIV infections, it appears

Trends in HIV incidence and selected determinants by sex, Hlabisa district, KwaZulu-Natal, South Africa, 2010–2017



Source: Vandormael A, Akullian A, Siedner M, de Oliveira T, Bärnighausen T, Tanser F. Declines in HIV incidence among men and women in a South African population-based cohort. *Nature Communications*. 2019;10:5482. <https://doi.org/10.1038/s41467-019-13473-y>
 Note: Trends in HIV incidence, self-reported condom use, self-reported voluntary medical male circumcision, opposite-sex antiretroviral therapy coverage, and opposite-sex prevalence of detectable viremia. The figure shows that male HIV incidence began to decline after 2012, following increased voluntary medical male circumcision coverage, female antiretroviral therapy coverage surpassing 35%, and a decrease in the female prevalence of detectable viremia. Declines in female HIV incidence after 2014 correspond with male antiretroviral therapy coverage reaching 35% and declines in the male prevalence of detectable viremia.

that men, at least initially, have been benefitting more from women's stronger engagement with the health-care system and from the impact of the local voluntary medical male circumcision programme (7).

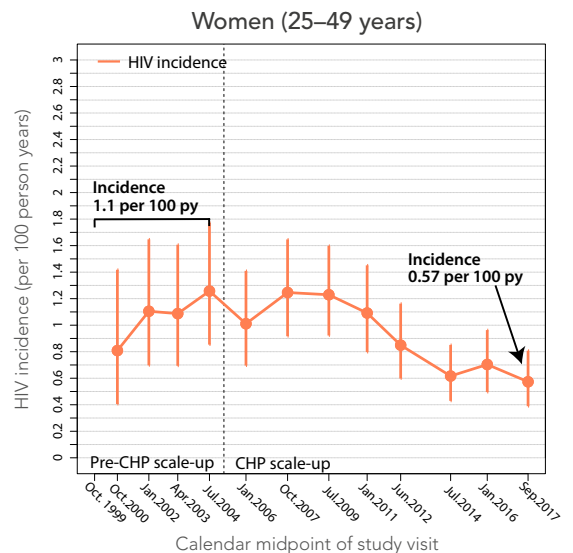
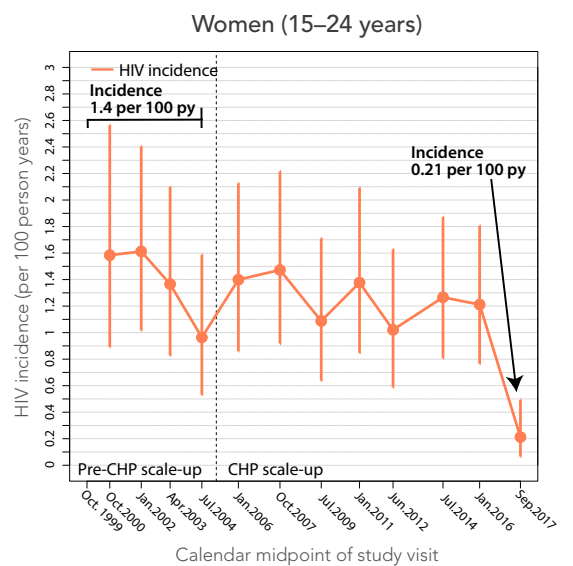
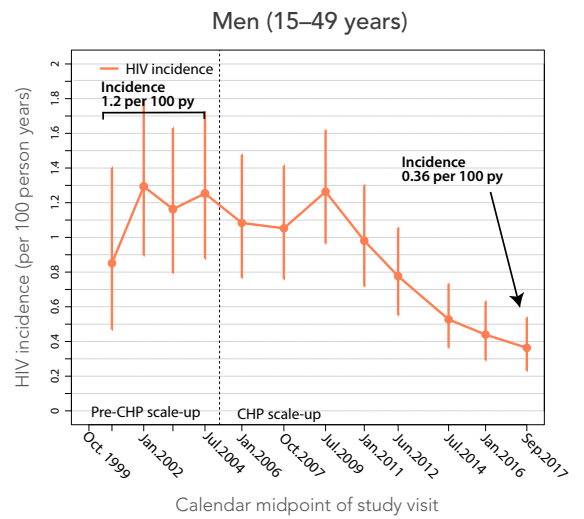
Low treatment coverage and viral suppression rates among men therefore not only threaten their own health, but they also put women at greater risk of HIV infection. As treatment coverage and viral suppression rates among men increase, women's risk of HIV acquisition tends to decrease, especially if other combination prevention services are also in wider use.

In Rakai, Uganda, when combination prevention programmes (including voluntary medical male circumcision, antiretroviral therapy and sexual behaviour change) were scaled up between 2006 and 2016, HIV incidence declined by 42% (8). Similar to the South Africa study, treatment coverage and viral load suppression was consistently higher among women than men, and the HIV incidence declines were steeper among men (54%) than women (32%) (8). However, as HIV testing and treatment efforts intensified, incidence declines accelerated among women, especially young women. The trends among young women were likely due to a combination of increased delay in sexual debut and expanded HIV treatment and voluntary medical male circumcision coverage among men (9).

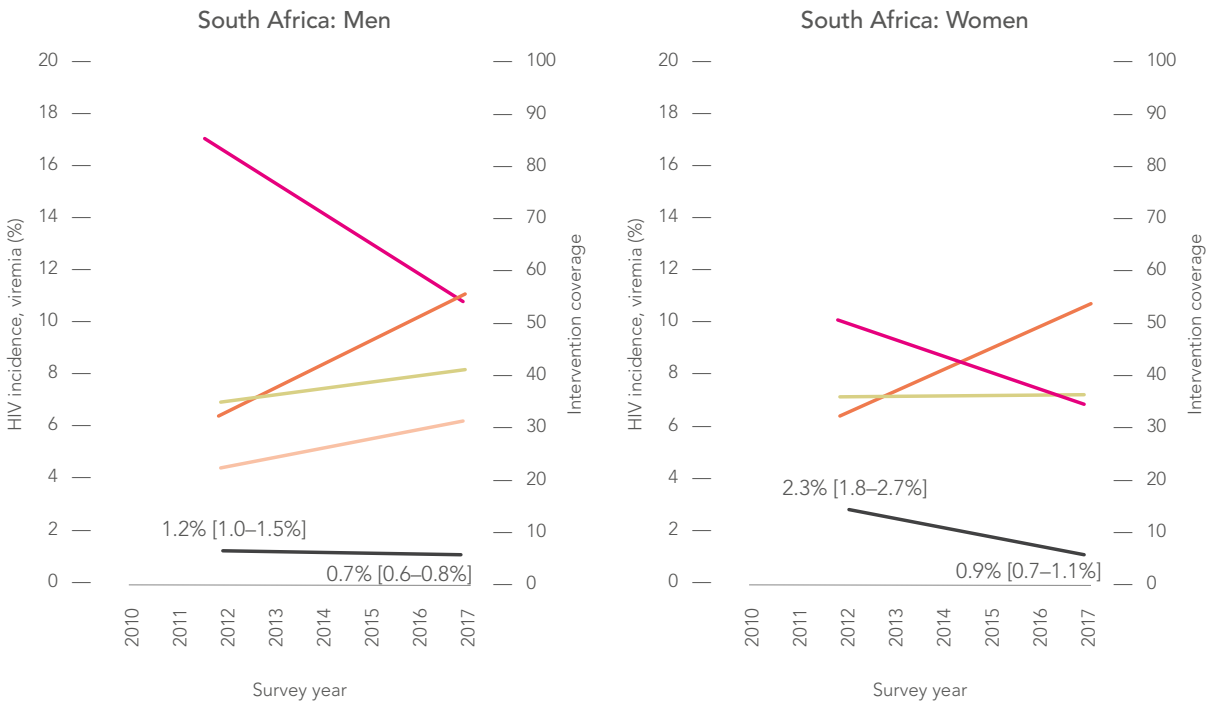
Similarly, variable declines in HIV incidence are also seen in other studies from sub-Saharan Africa (10, 11). Analysis of data from population-based HIV surveys in Eswatini, Lesotho and South Africa show that high coverage of combination prevention options (including high levels of treatment coverage and viral suppression) drives down the incidence of HIV infection.

Source: Nakigozi G, Chang LW, Reynolds SJ, Nalugoda F, Kigozi G, Quinn TC et al. Rapidly declining HIV incidence among men and women in Rakai, Uganda. Conference on Retroviruses and Opportunistic Infections (CROI), Boston. Abstract 150. For a webcast of this presentation, please see: <https://www.croiconference.org/abstract/rapidly-declining-hiv-incidence-among-men-and-women-in-rakai-uganda/>.
 Note: CHP = combination HIV prevention; py = person years.

Trends in HIV incidence, by age and sex, Rakai, Uganda, 1999–2017



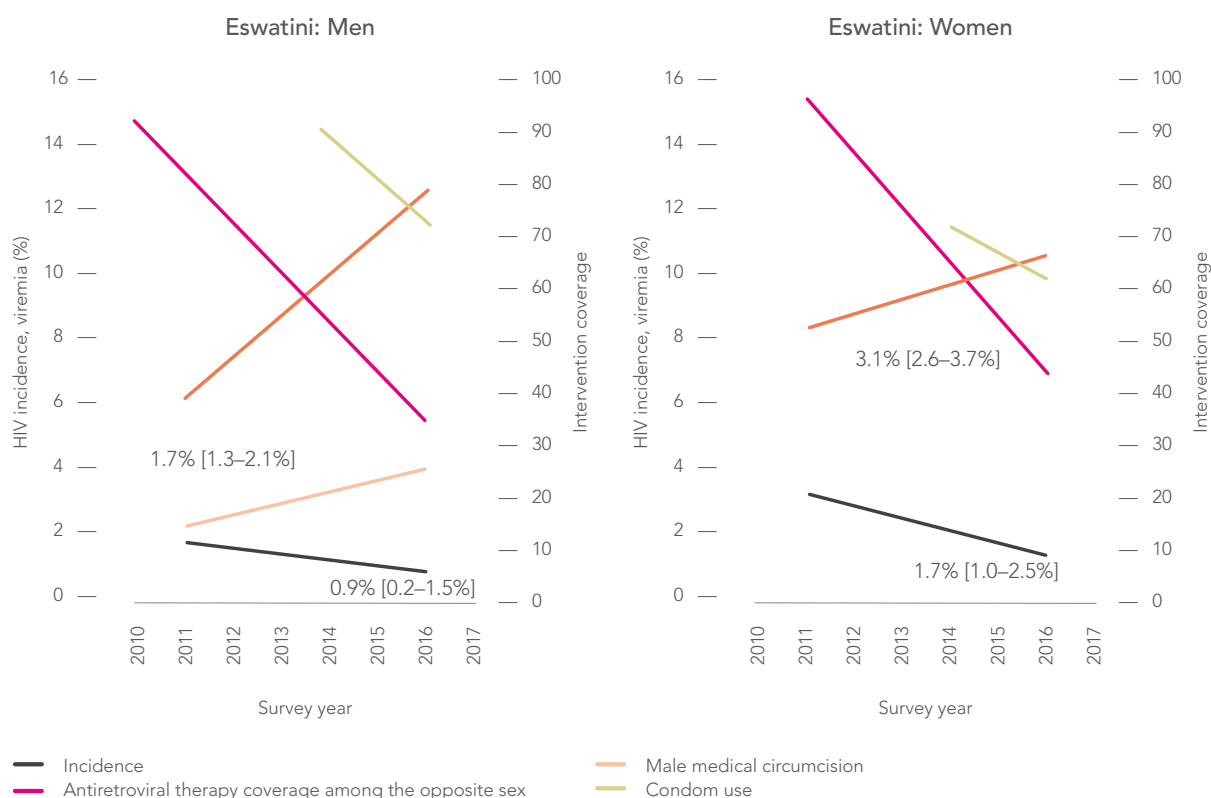
HIV incidence and determinants of HIV incidence in men and women, Eswatini, Lesotho and South Africa, 2010–2017



- Incidence
- Antiretroviral therapy coverage among the opposite sex
- Viremia among the opposite sex
- Male medical circumcision
- Condom use



- Incidence
- Viremia among the opposite sex
- Male medical circumcision
- Condom use



Sources: Eswatini: Swaziland HIV Impact Surveys I and II, 2011 and 2017; Swaziland 2014 Multiple Indicator Cluster Survey; Lesotho: Lesotho Demographic and Healthy Survey 2014; Lesotho Population Health Impact Assessment 2017; South Africa: Human Sciences Research Council surveys 2012 and 2017. The calculation of viremia used HIV prevalence from Thembisa model 4.3 (University of Cape Town); 2016 PHIA SURVEY & 2011 Swaziland HIV Incidence Measurement Survey (SHIMS).

Measuring HIV epidemic transitions

Several metrics have been established to measure whether an epidemic is expanding or being brought under control. One of these metrics, the reproduction number of an infectious disease—known as “ R_0 ” or “ R naught”—has entered mainstream discourse during the COVID-19 pandemic. The value of R_0 is the number of number of secondary infections produced by a single infectious person in an otherwise susceptible population.

If R_0 is below 1, the number of new infections will decline and the disease will disappear over the long run; if R_0 is above 1, the number of infections will rise and the disease will continue to spread (12). R_0 has limitations for measuring the trajectory of the HIV epidemic since it does not convey how HIV spreads through a population over a long period of time. R_0 can differ by population

density (rural versus urban) and social structure (low-risk versus high-risk populations), thus a single overarching measure of R_0 may miss pockets of infections where the epidemic is increasing even as the overall trajectory appears to decline.

A similar metric calculates the ratio between the number of new HIV infections and the number of people living with HIV within a population. The incidence:prevalence ratio, which combines two desirable conditions: long, healthy lives for people living with HIV and a reduction in new infections. Assuming an average life expectancy of 30 years after a person acquires HIV infection, the total population of people living with HIV will progressively decrease if there are fewer than three new HIV infections per 100 people living with HIV per year. In such a scenario, the AIDS epidemic gradually disappears.

The global incidence:prevalence ratio was 4.4% in 2019, lower than the 7.0% in 2010; this reflects the important progress made against the epidemic in the past decade. The rate of decline varies among regions. In eastern and southern Africa, the ratio fell steeply from 7.0% in 2010 to 3.5% in 2019, making it a realistic prospect to reach the 3% target in the near future. Progress has been much slower in western and central Africa, however. Western and central Europe and North America as a region has reached an incidence:prevalence ratio of less than 3%, while the Caribbean is not far behind at 3.9%. The remaining regions have changed little since 2010.

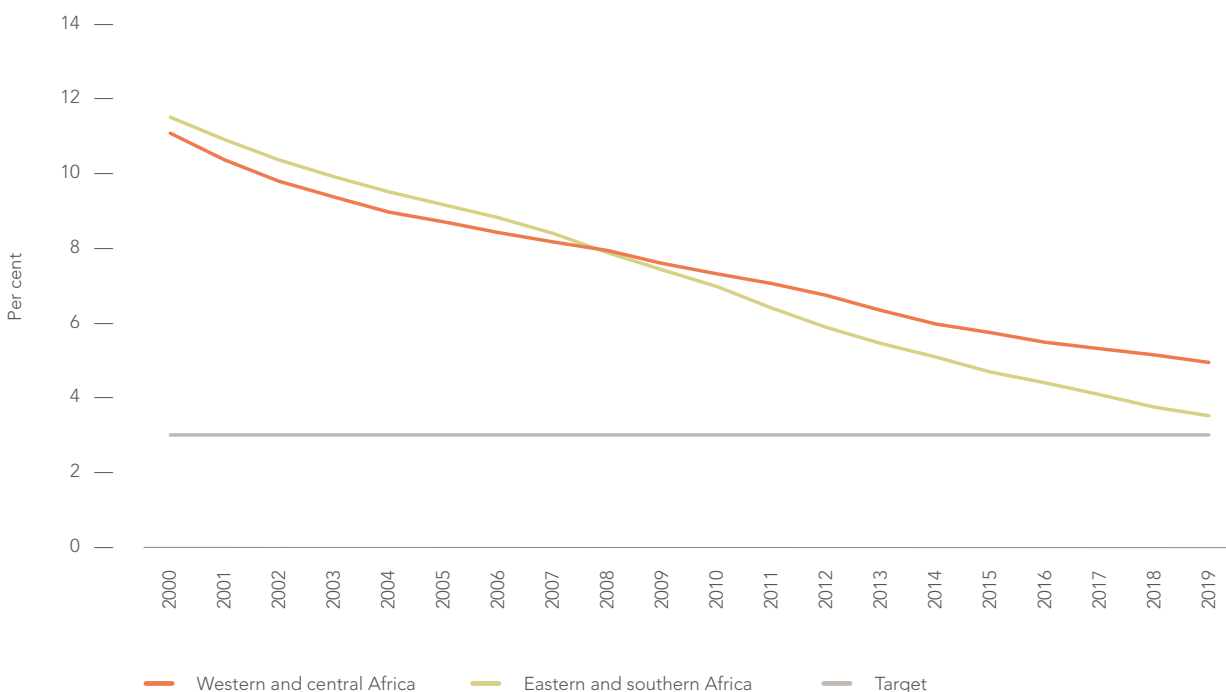
Among individual countries, 25 have reached the 3% milestone, which indicates that they are well on the way to ending their AIDS epidemics. Among them are some countries with large epidemics, such as Kenya, South Africa and Zimbabwe.

Another useful metric is the ratio of HIV incidence to AIDS-related mortality. When this ratio is less than 1 there are fewer new infections

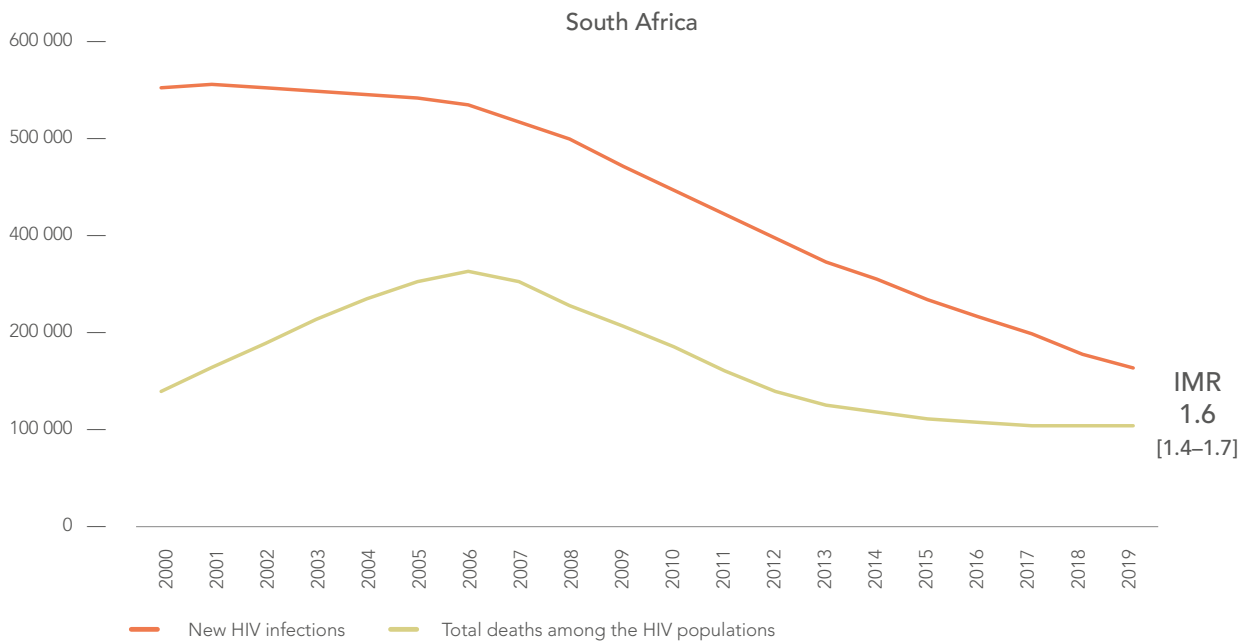
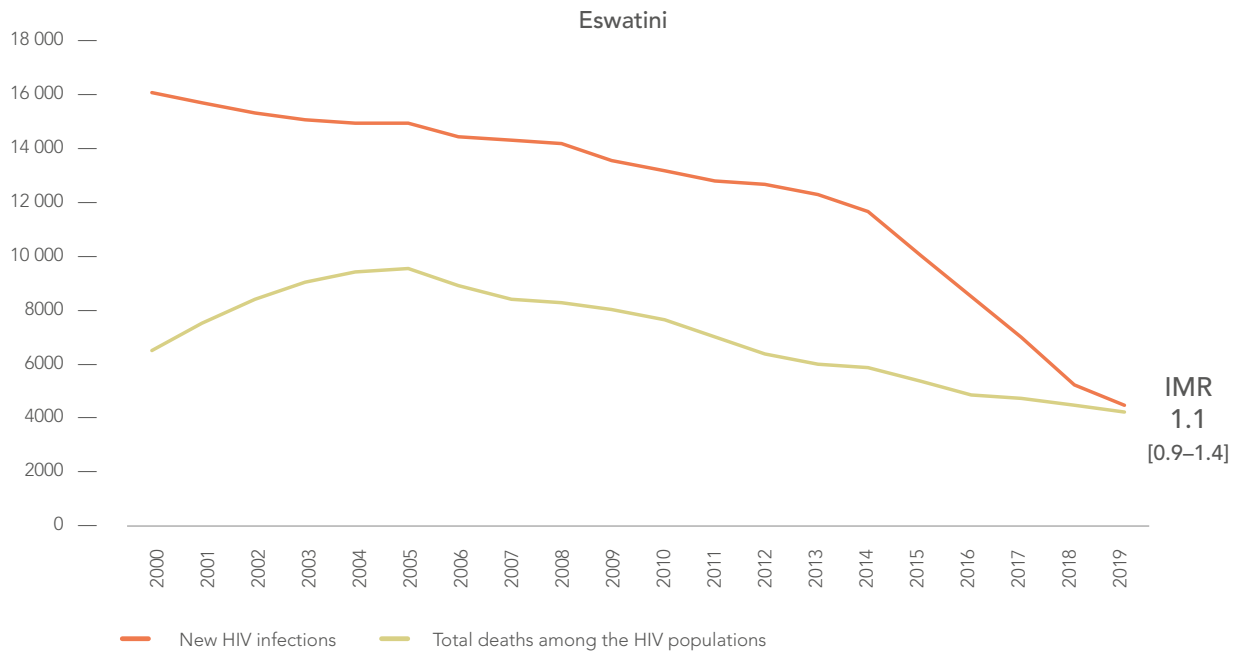
than deaths in a year, and thus a net decrease in the number of people living with HIV. The incidence:mortality ratio can be misleading, though. Although high AIDS-related mortality (due, for instance, to inadequate testing and treatment programmes) is certainly not desirable, it can push the incidence:mortality ratio below 1 when new infections are not increasing rapidly. The incidence:mortality ratio is therefore only useful in settings where antiretroviral therapy coverage and viral suppression levels are high and AIDS-related mortality is low—and new HIV infections are even lower.

Not many countries have achieved this. At the end of 2019, only a few countries with large HIV epidemics were approaching that threshold. The incidence:mortality ratio in Eswatini, for example, was estimated at 1.1 in 2019, reflecting steep reductions in new HIV infections and a steady decline in deaths due to AIDS-related illnesses. In South Africa, important progress is also evident, but much work needs to be done to push the ratio to 1.

HIV incidence:prevalence ratio in eastern and southern Africa and western and central Africa, 2000–2019



New HIV infections, all-cause deaths among the HIV population and the incidence:mortality ratio, Eswatini and South Africa, 2000–2019



Source: UNAIDS epidemiological estimates, 2020 (see <https://aidsinfo.unaids.org/>).

References

1. Croome N, Ahluwalia M, Hughes LD, Abas M. Patient-reported barriers and facilitators to antiretroviral adherence in sub-Saharan Africa. *AIDS*. 2017;31(7):995-1007.
2. Ammon N, Mason S, Corkery JM. Factors impacting antiretroviral therapy adherence among human immunodeficiency virus-positive adolescents in sub-Saharan Africa: a systematic review. *Public Health*. 2018;157:20–31.
3. Geter A, Sutton MY, Hubbard McCree D. Social and structural determinants of HIV treatment and care among black women living with HIV infection: a systematic review: 2005–2016. *AIDS Care*. 2018;30(4):409-16.
4. Stover J, Bollinger L, Izazola JA, Loures L, DeLay P, Ghys PD et al. What is required to end the AIDS epidemic as a public health threat by 2030? The cost and impact of the Fast-Track approach. *PLoS ONE*. 2016;11(5):e0154893.
5. Havlir D, Lockman S, Ayles H, Larmarange J, Chamie G, Gaolathe T et al. What do the Universal Test and Treat trials tell us about the path to HIV epidemic control? *J Int AIDS Soc*. 2020;23(2):e25455.
6. Vandormael A, Cuadros D, Kim H-Y, Bärnighausen T, Tanser F. The state of the HIV epidemic in rural KwaZulu-Natal, South Africa: a novel application of disease metrics to assess trajectories and highlight areas for intervention. *Int J Epidemiol*. 2020;1-10.
7. Vandormael A, Akullian A, Siedner M, deOliveira T, Bärnighausen T, Tanser F. Declines in HIV incidence among men and women in a South African population-based cohort. *Nat Commun*. 2019;10:5482.
8. Grabowski MK, Serwadda DM, Gray RH, Nakigozi G, Kigozi G, Kagaayi J et al. HIV prevention efforts and incidence of HIV in Uganda. *N Engl J Med*. 2017;377(22):2154–66.
9. Nakigozi, G, Chang LW, Reynolds SJ, Nalugoda F, Kigozi G, Quinn TC et al. Rapidly declining HIV incidence among men and women in Rakai, Uganda. Conference on Retroviruses and Opportunistic Infections (CROI), 8–11 March 2020. Abstract 150.
10. Birdthistle I, Tanton C, Tomita A, de Graaf K, Schaffnit SB, Tanser F et al. Recent levels and trends in HIV incidence rates among adolescent girls and young women in ten high-prevalence African countries: a systematic review and meta-analysis. *Lancet Glob Health*. 2019;7:e1521-e1540.
11. Kyle I, Kagaayi J, Kigozi G, Nakigozi, G, Ssekubugu R, Nalugoda F et al. Population-level HIV viral load varies by gender, age and location in Rakai, Uganda. Conference on Retroviruses and Opportunistic Infections (CROI), 8–11 March 2020. Abstract 865.
12. Fraser C, Donnelly CA, Cauchemez S, Hanage WP, van Kerkhove MD, Hollingsworth TD et al. Pandemic potential of a strain of Influenza A (H1N1): early findings. *Science*. 2009;324(5934):1557-61.

GLOBAL AND REGIONAL DATA

Global summary of the AIDS epidemic | 2019

Number of people living with HIV	Total	38.0 million	[31.6 million–44.5 million]
	Adults	36.2 million	[30.2 million–42.5 million]
	Women (15+ years)	19.2 million	[16.4 million–22.2 million]
	Children (<15 years)	1.8 million	[1.3 million–2.2 million]

People newly infected with HIV in 2019	Total	1.7 million	[1.2 million–2.2 million]
	Adults	1.5 million	[1.1 million–2.0 million]
	Children (<15 years)	150 000	[94 000–240 000]

AIDS-related deaths in 2019	Total	690 000	[500 000–970 000]
	Adults	600 000	[430 000–840 000]
	Children (<15 years)	95 000	[61 000–150 000]

Global estimates for adults and children | 2019

People living with HIV	38.0 million	[31.6 million–44.5 million]
-------------------------------	---------------------	-----------------------------

New HIV infections in 2019	1.7 million	[1.2 million–2.2 million]
-----------------------------------	--------------------	---------------------------

AIDS-related deaths in 2019	690 000	[500 000–970 000]
------------------------------------	----------------	-------------------

About 4500 new HIV infections (adults and children) a day | 2019

- About 59% are in sub-Saharan Africa
- About 400 are among children under 15 years of age
- About 4100 are among adults aged 15 years and older, of whom:
 - almost 47% are among women
 - about 31% are among young people (15–24)
 - about 19% are among young women (15–24)

Global estimates for children (<15 years) | 2019

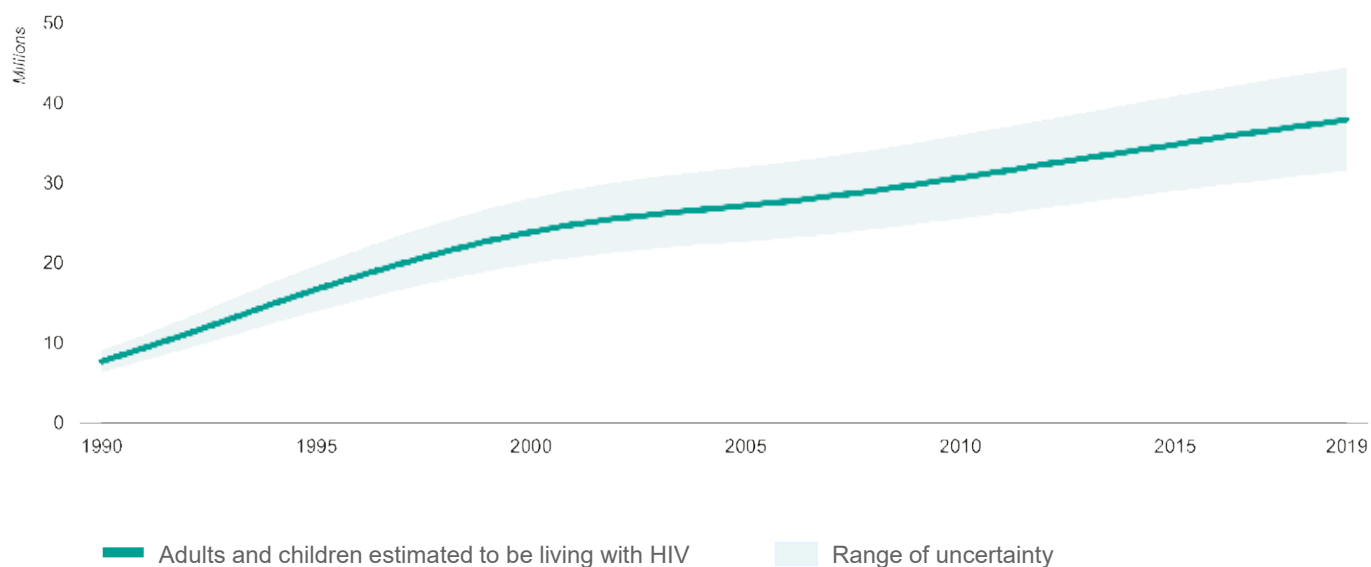
Children living with HIV	1.8 million	[1.3 million–2.2 million]
New HIV infections in 2019	150 000	[94 000–240 000]
AIDS-related deaths in 2019	95 000	[61 000–150 000]

Regional HIV and AIDS statistics and features | 2019

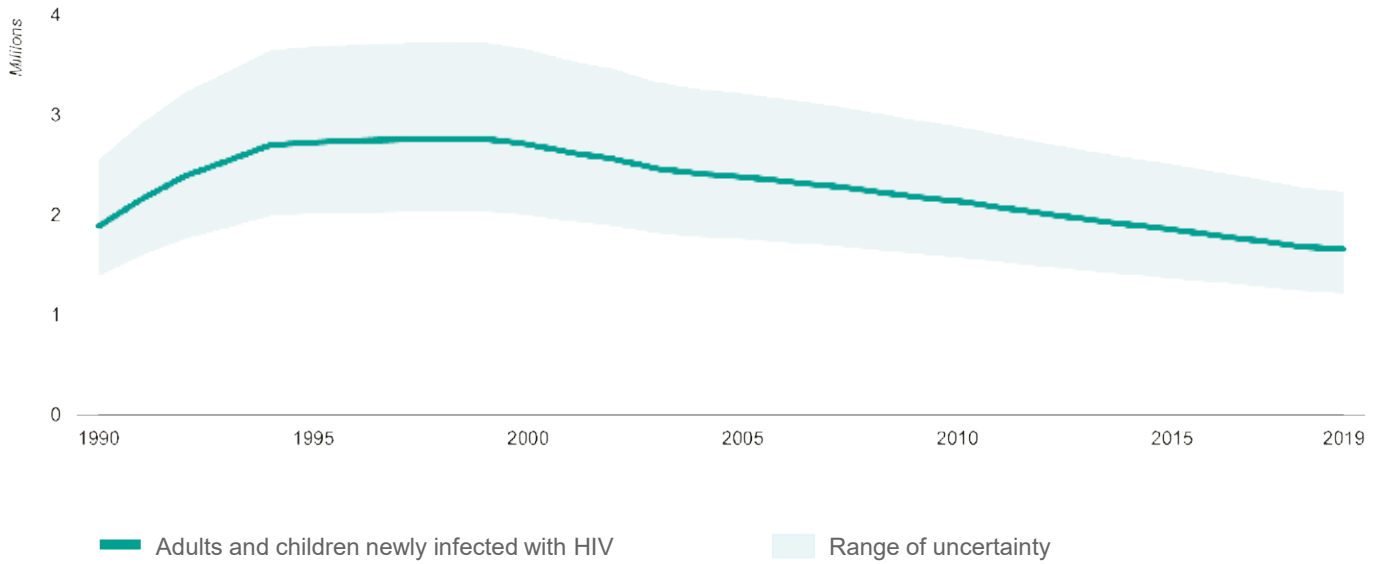
	Adults and children living with HIV	Adults and children newly infected with HIV	Adult and child deaths due to AIDS
Eastern and southern Africa	20.7 million [18.4 million–23.0 million]	730 000 [580 000–940 000]	300 000 [230 000–390 000]
Western and central Africa	4.9 million [3.9 million–6.2 million]	240 000 [150 000–390 000]	140 000 [100 000–210 000]
Middle East and North Africa	240 000 [170 000–400 000]	20 000 [11 000–38 000]	8 000 [4 900–14 000]
Asia and the Pacific	5.8 million [4.3 million–7.2 million]	300 000 [210 000–390 000]	160 000 [94 000–240 000]
Latin America	2.1 million [1.4 million–2.8 million]	120 000 [73 000–180 000]	37 000 [23 000–56 000]
Caribbean	330 000 [270 000–400 000]	13 000 [8 700–19 000]	6 900 [4 900–10 000]
Eastern Europe and central Asia	1.7 million [1.4 million–1.9 million]	170 000 [140 000–190 000]	35 000 [26 000–45 000]
Western and central Europe and North America	2.2 million [1.7 million–2.6 million]	65 000 [49 000–87 000]	12 000 [8 700–19 000]
GLOBAL	38.0 million [31.6 million–44.5 million]	1.7 million [1.2 million–2.2 million]	690 000 [500 000–970 000]

The ranges around the estimates in this table define the boundaries within which the actual numbers lie, based on the best available information.

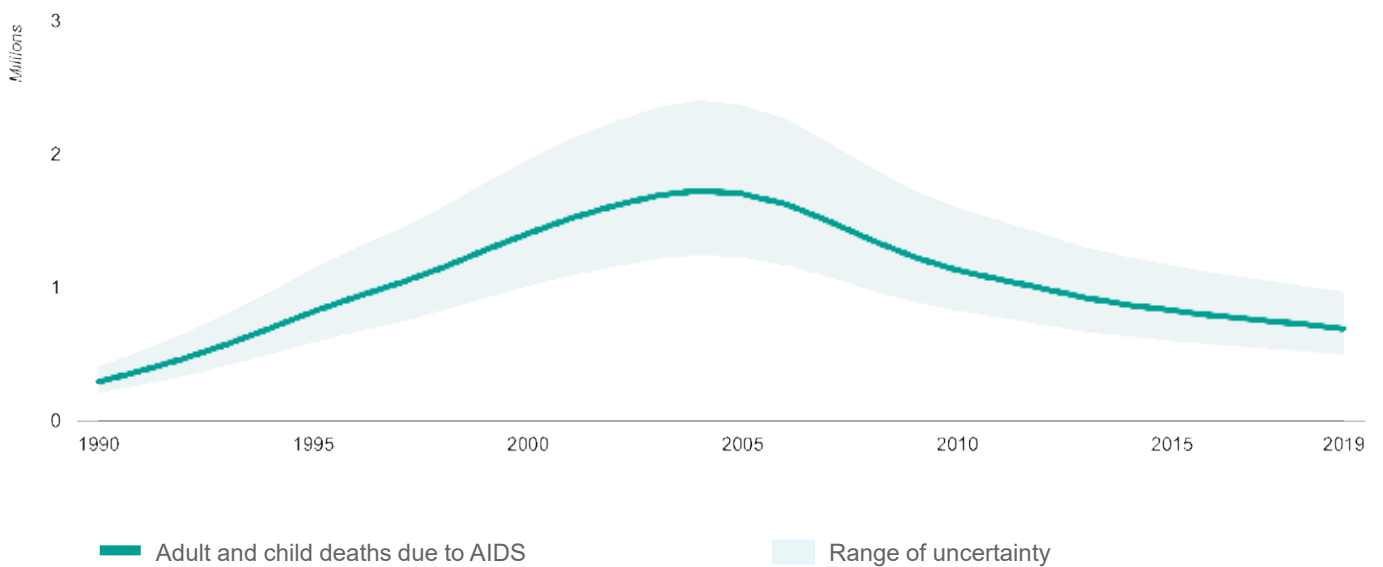
Adults and children estimated to be living with HIV | 1990–2019



Adults and children newly infected with HIV | 1990–2019



Adult and child deaths due to AIDS | 1990–2019



EASTERN AND SOUTHERN AFRICA

DATA POINTS

NEW HIV INFECTIONS HAVE
DECLINED BY 38%
AND AIDS-RELATED DEATHS BY 49%
IN THE REGION SINCE 2010

ADOLESCENT GIRLS AND
YOUNG WOMEN ACCOUNT FOR
**26% OF NEW
INFECTIONS**
IN THE REGION

CONDOM USE DURING HIGH-RISK
SEX HAS DECLINED IN
3 COUNTRIES
IN THE REGION

**72% OF PEOPLE
LIVING WITH HIV**
IN THE REGION ARE ON TREATMENT,
AND 65% HAVE SUPPRESSED VIRAL
LOADS

7 COUNTRIES
HAVE ALREADY REACHED THE 90–90–90
TARGETS, AND 3 OTHERS ARE VERY
CLOSE TO DOING SO

THE REGION'S INCIDENCE:PREVALENCE
RATIO HAS
NARROWED TO 3.5

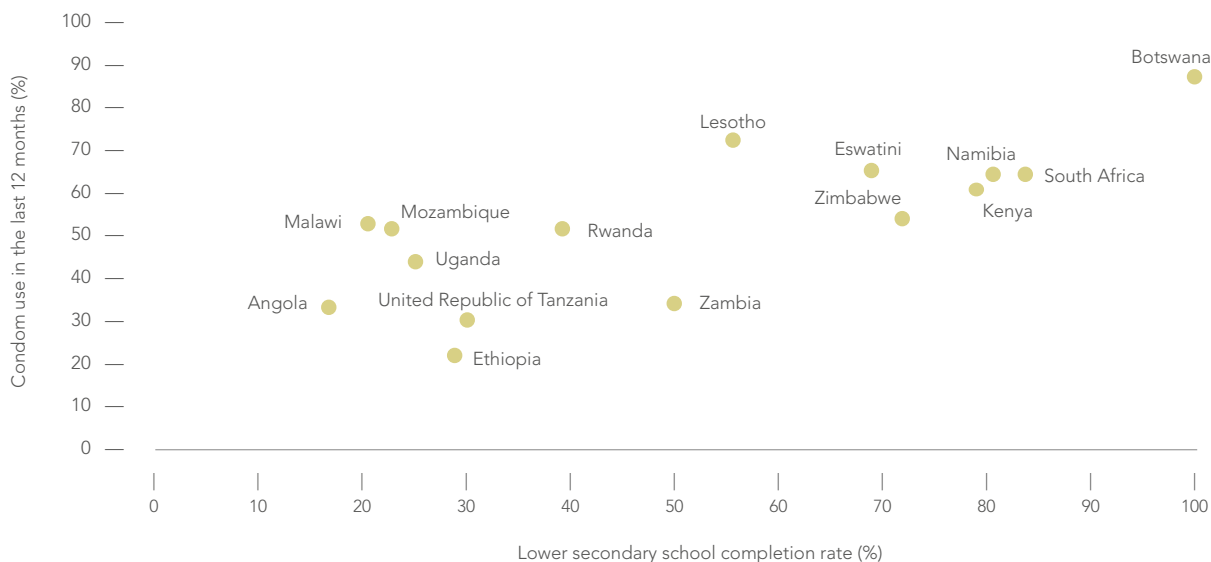
The decrease in new HIV infections in eastern and southern Africa since 2010 is larger than in any other region. Sustaining that progress demands more effectively addressing the gender dynamics of the epidemic. Three in five new infections in 2019 were among women, and the incidence of HIV infections among adolescent girls and young women (aged 15 to 24 years) remains inordinately high: they are 2.5 times more likely than their male peers to acquire HIV infection. A comprehensive approach is required, including combination prevention programmes that take account of gender inequalities, improving girls' access to secondary education (which can have a protective effect against HIV), and increasing access to sexual and reproductive health services.

The region is closing in on the 90–90–90 testing and treatment targets. Seven countries have reached those Fast-Track Targets (Botswana, Eswatini, Namibia, Rwanda, Uganda, Zambia and Zimbabwe), and three others are very close to doing so (Kenya, Malawi and the United Republic of Tanzania). Despite considerable progress made in reaching people in the region with treatment, the percentage of children with a suppressed viral load was only 40% (compared to 66% among adults). Community-led services within differentiated care approaches are adding vital momentum to treatment programmes.

The roll-out of HIV testing and treatment programmes is reflected in the 49% decrease in AIDS-related deaths since 2010—a steeper reduction than in any other region. Nonetheless, an estimated 300 000 [230 000–390 000] people died due to AIDS-related illnesses in 2019. There is scope for increasing the coverage of HIV testing and treatment among men and young women.

A substantial proportion (roughly one quarter) of new infections are among key populations and their sexual partners, a reminder of the need for conducive laws and policies, and for programmes that serve the HIV-related needs of these populations.

Condom use at last higher-risk sex with a nonmarital, noncohabiting partner in the last 12 months, and lower secondary school completion rate among adolescent girls and young women (ages 15–24 years), eastern and southern Africa, 2012–2018

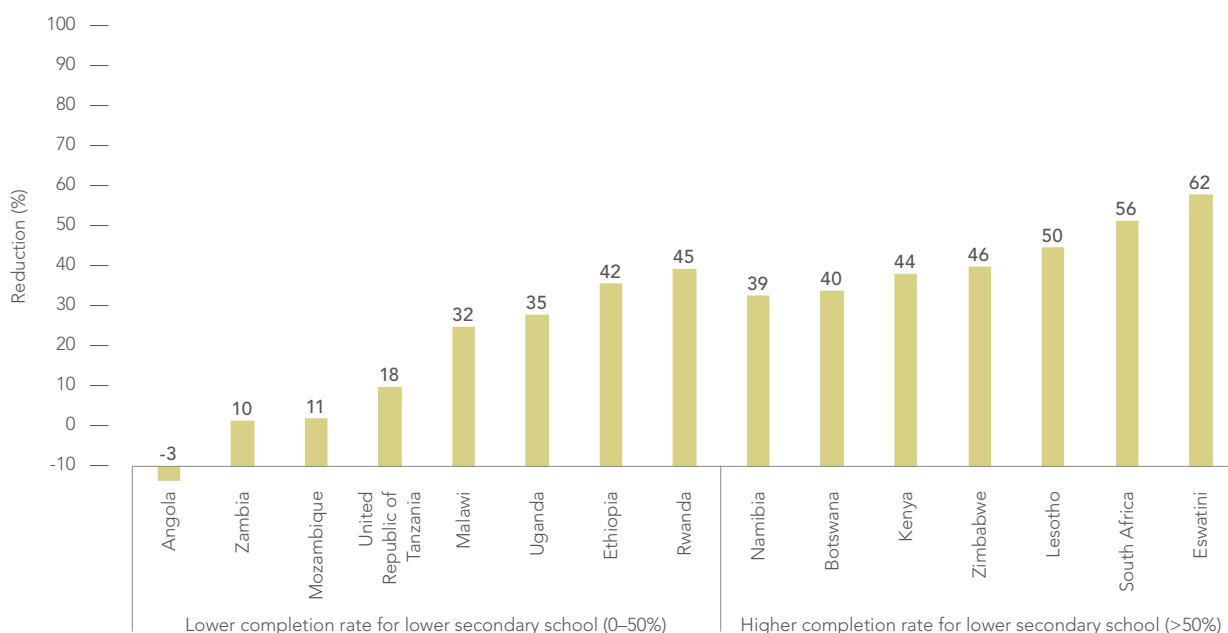


Source: Population-based surveys, 2012–2018; UNESCO Institute for Statistics (UIS).
 Note: Lower secondary school age is approximately 12 to 16 years of age.

There is a positive association between condom use at last higher-risk sex and completion rates of lower secondary school among adolescent girls and young women in eastern and southern Africa. Additionally, greater gains have been made in

reducing new HIV infections among adolescent girls and young women in countries that have higher completion rates for lower secondary school (>50%). Keeping girls in school reduces both HIV risks and new infections.

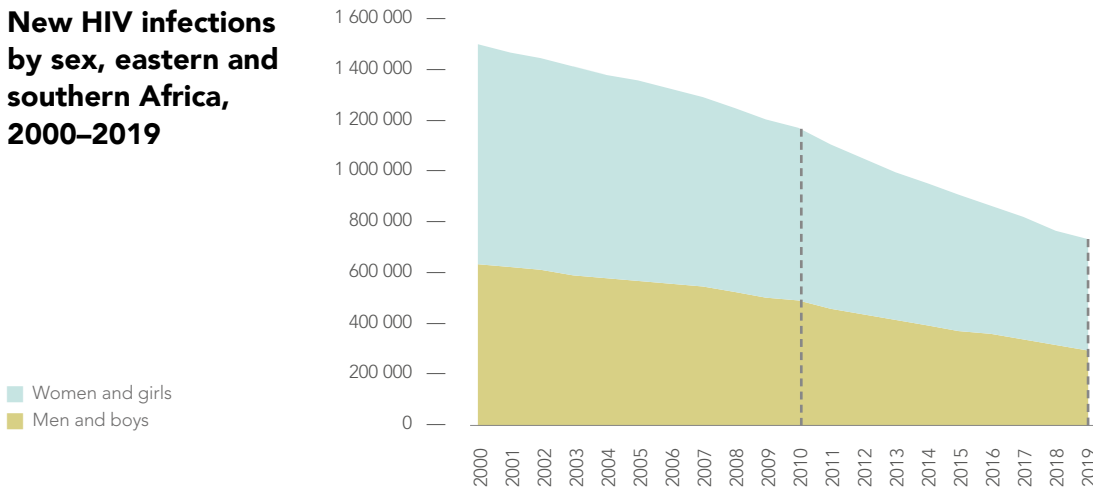
Relative reduction in new HIV infections since 2010 among adolescent girls and young women (ages 15–24 years), by completion rate for lower secondary school, eastern and southern Africa



Source: UNAIDS epidemiological estimates, 2020 (see <https://aidsinfo.unaids.org/>); UNESCO Institute for Statistics (UIS).

State of the epidemic

New HIV infections by sex, eastern and southern Africa, 2000–2019



Percent change 2010–2019

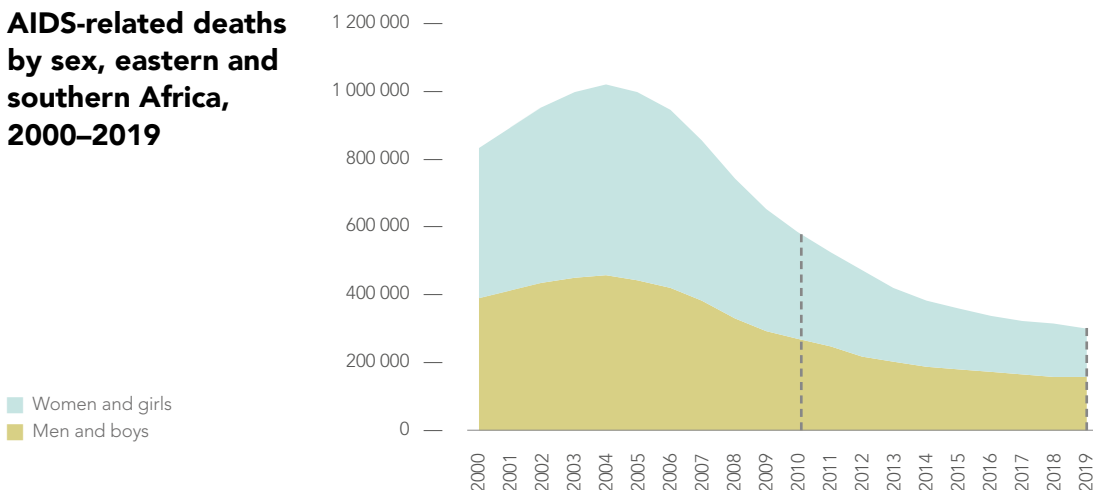
Total population **-38%**

Women and girls **-37%**

Men and boys **-39%**

Source: UNAIDS epidemiological estimates, 2020 (see <https://aidsinfo.unaids.org/>).

AIDS-related deaths by sex, eastern and southern Africa, 2000–2019



Percent change 2010–2019

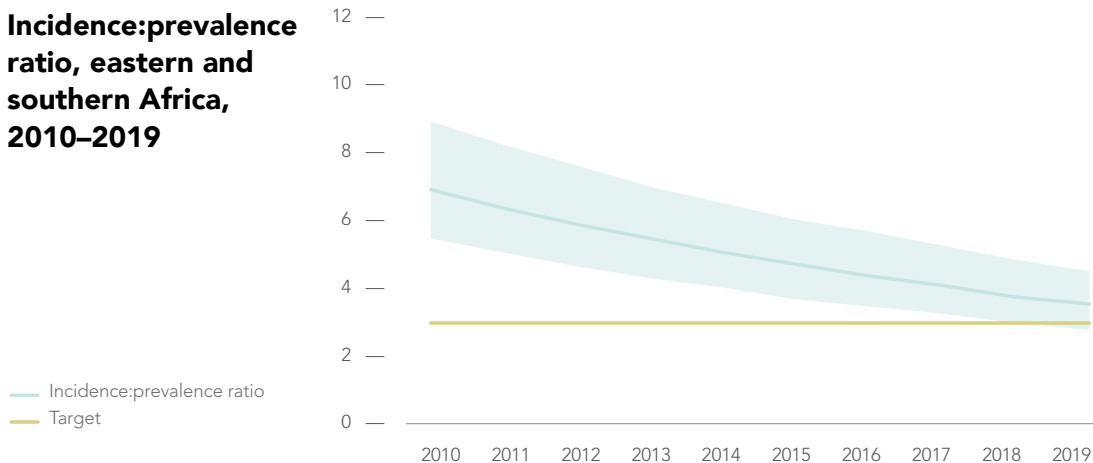
Total population **-49%**

Women and girls **-54%**

Men and boys **-43%**

Source: UNAIDS epidemiological estimates, 2020 (see <https://aidsinfo.unaids.org/>).

Incidence:prevalence ratio, eastern and southern Africa, 2010–2019

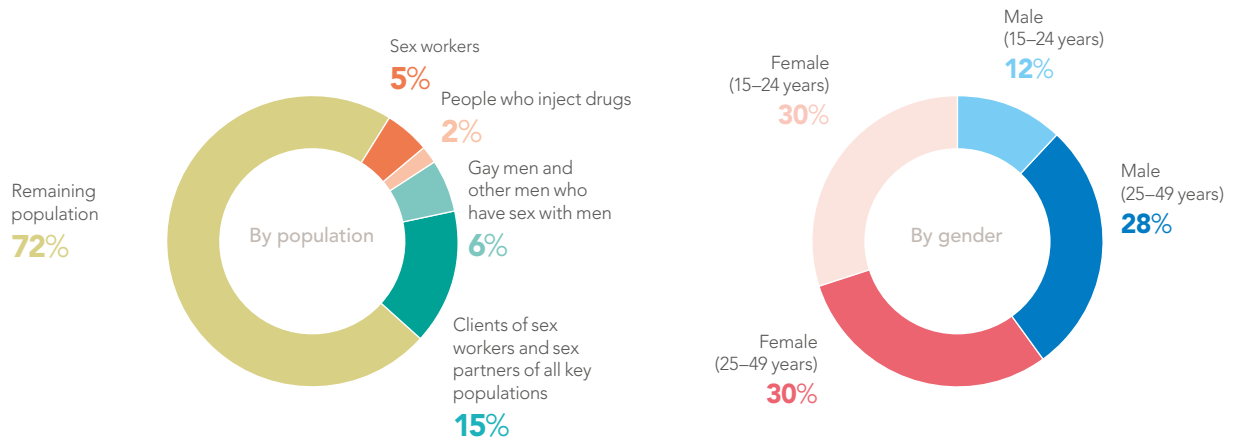


Incidence:prevalence ratio

3.5
[2.8–4.5]

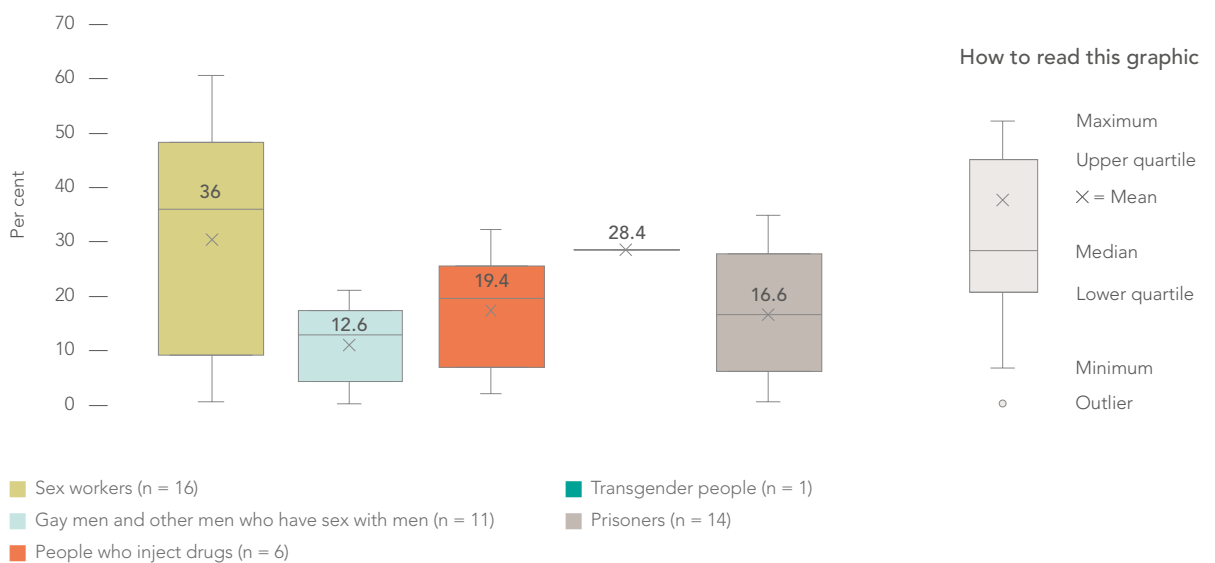
Source: UNAIDS epidemiological estimates, 2020 (see <https://aidsinfo.unaids.org/>).

Distribution of new HIV infections by population (aged 15–49 years), eastern and southern Africa, 2019



Source: UNAIDS special analysis, 2020 (see methods annex).

HIV prevalence among key populations, eastern and southern Africa, 2015–2019



Source: UNAIDS Global AIDS Monitoring, 2020 (see <https://aidsinfo.unaids.org/>).
Note (n = number of countries reporting)

Estimated size of key populations, eastern and southern Africa, 2018–2019

	National adult population (15+), 2018	National adult population (15+), 2019	Sex workers	Sex workers as percentage of adult population (15+)	Gay men and other men who have sex with men	Gay men and other men who have sex with men as percentage of adult population (15+)	People who inject drugs	People who inject drugs as percentage of adult population (15+)	Transgender people	Transgender people as percentage of adult population (15+)	Prisoners	Prisoners as percentage of adult population (15+)
Comoros	500 000	520 000										
Kenya	28 100 000	28 900 000										
Lesotho	1 360 000	1 360 000										
Madagascar	15 600 000	16 100 000										
Malawi	10 100 000	10 400 000									14 000	0.14%
Seychelles	75 000	75 000									400	0.53%
South Africa	40 900 000	41 500 000										
South Sudan	7 400 000	7 500 000										
Uganda	21 300 000	22 300 000										
United Republic of Tanzania	30 500 000	31 600 000										
Zambia	9 500 000	9 800 000									22 000	0.22%
Zimbabwe	9 300 000	9 500 000									19 000	0.20%

- National population size estimate
- Local population size estimate
- Insufficient data
- No data

Sources: UNAIDS Global AIDS Monitoring, 2020 (see <https://aidsinfo.unaids.org/>); Spectrum Demproj module, 2020; World Population Prospects 2019 [Internet]. New York: United Nations Department of Economic and Social Affairs; c2020 (<https://population.un.org/wpp/>)(custom data acquired via website).

Note 1: Estimates shown are government-provided estimates reported in 2018–2019. Additional and alternative estimates may be available from different sources, including the Key Populations Atlas (<https://kpatlas.unaids.org/>), academic publications or institutional documents.

Note 2: The regions covered by the local population size estimates are as follows:

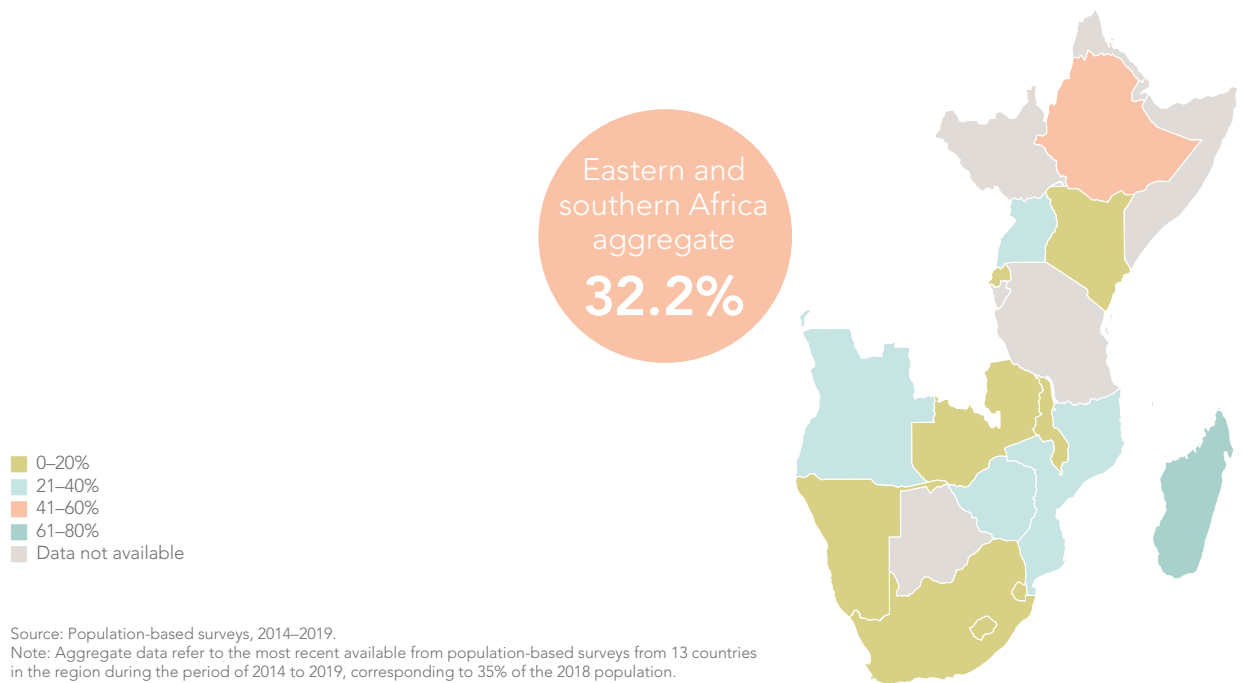
Lesotho Butha Buthe, Leribe, Mafeteng and Maseru
 South Africa Cape Town Metro, Durban Metro and Johannesburg Metro
 South Sudan Wau and Yambio
 Zimbabwe Bulawayo and Harare



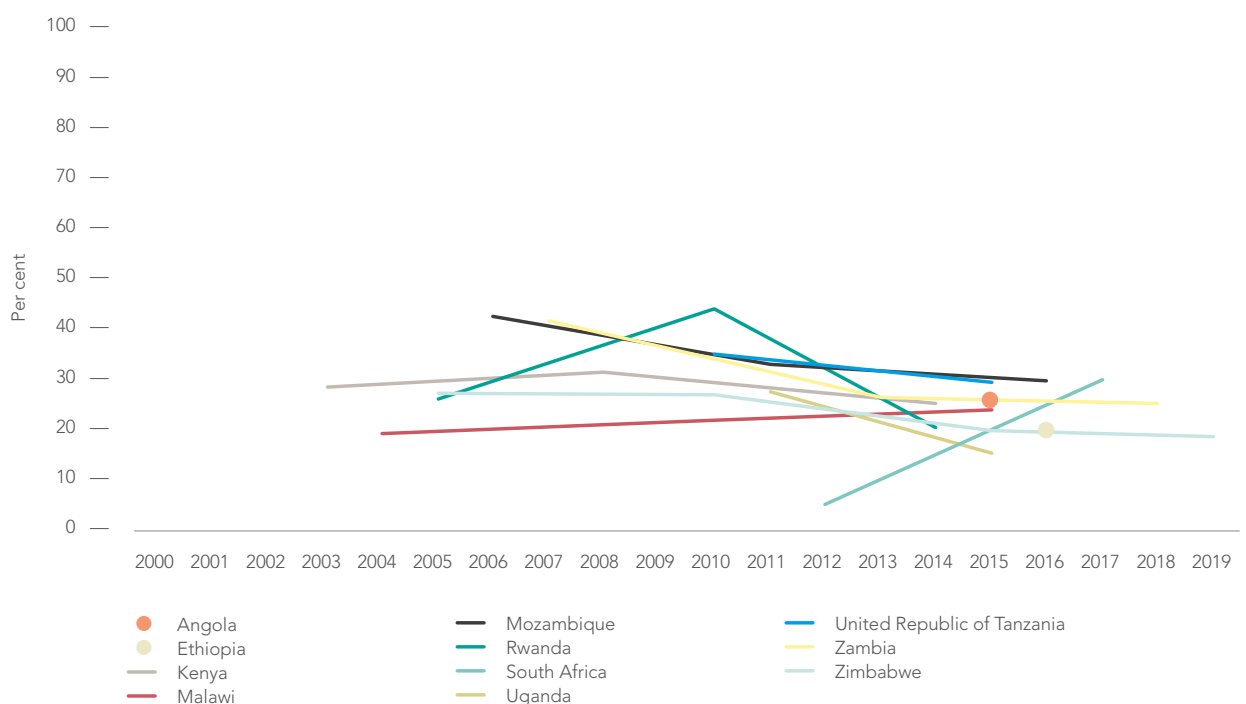
Credit: UNAIDS

Stigma and discrimination and violence

Percentage of people aged 15–49 years who would not purchase vegetables from a shopkeeper living with HIV, countries with available data, eastern and southern Africa, 2014–2019



Ever-married or partnered women aged 15–49 years who experienced physical and/or sexual violence by an intimate partner in the past 12 months, countries with available data, eastern and southern Africa, 2000–2019



Source: Population-based surveys, 2000–2019.

Laws and policies

Laws and policies scorecard, eastern and southern Africa, 2019

	Criminalization of transgender people	Criminalization of sex work	Criminalization of same-sex sexual acts	Drug use or possession for personal use an offence	Parental consent for adolescents to access HIV testing	Spousal consent for married women to access sexual and reproductive health services
Angola	b		l		b	b
Botswana	b	b	m	b	b	b
Comoros	b	b	n	b	b	b
Eritrea		c	l	o		
Eswatini	b	d	b	b	b	b
Ethiopia	a	b	b	a	b	b
Kenya	b	b	l	b	b	b
Lesotho	b	e	b	p	t	b
Madagascar	b	f	b	b	b	b
Malawi	b	g	b	b	b	b
Mauritius	b	b	b	b	b	b
Mozambique	b	b	b	b	u	b
Namibia	b	h	b	q	b	b
Rwanda	a	i	l	a	v	b
Seychelles	b	b	b	b	b	b
South Africa	b	j	b	b	w	b
South Sudan	b	b	b	b	b	b
Uganda	b	b	b	r	b	b
United Republic of Tanzania	b	b	b	b	b	b
Zambia	b	k	b	b	b	b
Zimbabwe	b	b	b	s	b	b

Criminalized and/or prosecuted
Neither criminalized nor prosecuted
Data not available

Any criminalization or punitive regulation of sex work
Sex work is not subject to punitive regulations or is not criminalized
Issue is determined/differs at the subnational level
Data not available

Death penalty
Imprisonment or no penalty specified
Data not available

Compulsory detention for drug offences
Data not available

Yes, for adolescents younger than 18
Yes, for adolescents younger than 14 or 16
Yes, for adolescents younger than 12
No
Data not available

Yes
No
Data not available

Laws penalizing same-sex sexual acts have been decriminalized or never existed, or no specific legislation

Possession of drugs for personal use or drug use or consumption are specified as a criminal offence

Possession of drugs for personal use or drug use or consumption are not punished by laws or regulations

Possession of drugs for personal use or drug use or consumption is specified as a non-criminal offence

Laws criminalizing the transmission of, non-disclosure of or exposure to HIV	Laws or policies restricting the entry, stay and residence of people living with HIV (y)	Mandatory HIV testing for marriage, work or residence permits or for certain groups
x		b
b		b
b		b
b		b
b		b
b		b
b		b
b		b
b		b
b		b
b		b
b		b
b		b
a		b
b		b
a		b
b		b
b		b
b		b
b		b
b		b
b		b

Sources:

- a. UNAIDS National Commitments and Policy Instrument, 2017 (see <http://lawsandpolicies.unaids.org/>).
- b. UNAIDS National Commitments and Policy Instrument, 2019 (see <http://lawsandpolicies.unaids.org/>).
- c. Eritrea. Penal Code of the State of Eritrea. Article 314 (<https://www.refworld.org/pdfid/55a51ccc4.pdf>).
- d. Eswatini. The Crimes Act, 61 of 1889. Article 49 (<http://www.osall.org.za/docs/2011/03/Swaziland-Crimes-Act-61-of-1889.pdf>); Eswatini. Sexual Offences and Domestic Violence Act, 2018. Articles 13–18.
- e. Lesotho. Penal Code Act, 2010. Article 55 (<https://lesotholii.org/ls/legislation/num-act/6>).
- f. Madagascar. Penal Code. Article 334bis, sub-section 9 (<http://www.justice.mg/wp-content/uploads/textes/1TEXTES%20NATIONAUX/DROIT%20PRIVE/les%20codes/CODE%20PENAL.pdf>).
- g. Malawi. Penal Code. Article 145 (https://malawilii.org/system/files/consolidatedlegislation/701/penal_code_pdf_14611.pdf).
- h. Namibia. Combating of Immoral Practices, Act 21 of 1980 (https://laws.parliament.na/cms_documents/combating-of-immoral-practices-2c85487772.pdf).
- i. Rwanda. Organic Law Instituting the Penal Code. Section 4 (https://sherloc.unodc.org/res/cld/document/rwa/1999/penal-code-of-rwanda_html/ Penal_Code_of_Rwanda.pdf).
- j. South Africa. Criminal Law (Sexual Offences and Related Matters) Amendment Act 32 of 2007 (<http://www.justice.gov.za/legislation/acts/2007-032.pdf>); South Africa. Sexual Offences Act, 1957 (https://www.gov.za/sites/default/files/gcis_document/201505/act-23-1957.pdf).
- k. Zambia. The Penal Code Act. Article 178a (<http://www.parliament.gov.zm/sites/default/files/documents/acts/Penal%20Code%20Act.pdf>).
- l. Mendos LR. State-sponsored homophobia 2019. 13th ed. Geneva: ILGA; 2019.
- m. Botswana judgement decriminalizing homosexuality (<https://www.southernafricalitigationcentre.org/wp-content/uploads/2019/06/Botswana-decrim-judgment.pdf>).
- n. Comoros. Penal Code. Article 318(3) (<http://comoresdroit.comores-droit.com/wp-content/dossier/code/penal.pdf>).
- o. Eritrea. Penal Code of the State of Eritrea. Article 395 (<http://www.ilo.org/dyn/natlex/docs/ELECTRONIC/101051/121587/F567697075/ERI101051%20Eng.pdf>).
- p. Lesotho. Drugs of Abuse Act, 2008. Article 43 (<https://lesotholii.org/ls/legislation/act/5/DRUGS%20OF%20ABUSE%20ACT%202008.pdf>).
- q. Namibia. Abuse of Dependence-producing Substances and Rehabilitation Centres, 41 of 1971.
- r. Uganda. Narcotic Drugs and Psychotropic Substances Control Act, No. 3 of 2016. Sections 4 and 6 (<https://ulii.org/system/files/legislation/act/2019/3/the-narcotic-drugs-and-psychotropic-substances-control-Act.pdf>).
- s. Zimbabwe. Criminal Law (Codification and Reform) Act. Chapter VII, article 157 (<https://www.ilo.org/dyn/natlex/docs/ELECTRONIC/72803/74195/F858899812/ZWE72803.pdf>).
- t. Lesotho. Children's Protection and Welfare Act, 2011. Section 233 (<http://jafbase.fr/docAfrique/Lesotho/children%20act%20lesotho.pdf>).
- u. Mozambique. Law 19/2014 Lei de Protecçao da Pessoa, do Trabalhador e do Candidato a Emprego vivendo con HIV e SIDA. Article 26 (http://www.ilo.org/aids/legislation/WCMS_361981/lang-en/index.htm).
- v. National Guidelines for prevention and management of HIV and STIs. Edition 2016. Kigali: Rwanda Biomedical Centre, Republic of Rwanda Ministry of Health; 2016 (<http://www.fast-trackcities.org/sites/default/files/National%20Guidelines%20for%20Prevention%20and%20Management%20of%20HIV%20and%20STIs%20%282016%29.pdf>).
- w. Republic of South Africa. Children's Act (28 of 2005). Article 130. In: Government Gazette. 2006;492:1-216.
- x. Angola. Lei nº8/04 sobre o Virus da Imunodeficiência Humana (VIH) e a Síndrome de Imunodeficiência Adquirida (SIDA) (https://www.ilo.org/wcmsp5/groups/public/---ed_protect/---protrav/---ilo_aids/documents/legaldocument/wcms_125156.pdf).
- y. Still not welcome: HIV-related travel restrictions. Geneva: UNAIDS, UNDP; 2019 (https://www.unaids.org/sites/default/files/media_asset/hiv-related-travel-restrictions-explainer_en.pdf).

No, but prosecutions exist based on general criminal laws

Deport, prohibit short- and/or long-stay and require HIV testing or disclosure for some permits

Require HIV testing or disclosure for some permits

Prohibit short- and/or long-stay and require HIV testing or disclosure for some permits

No restrictions

Yes

No

Data not available

Yes

No

Data not available

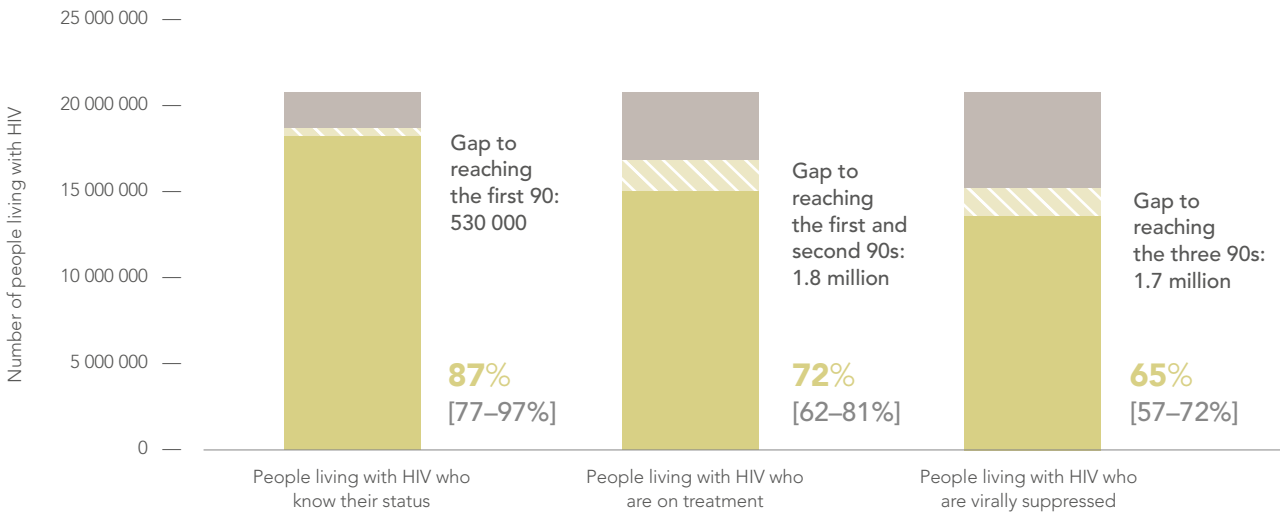
Yes

No

Data not available

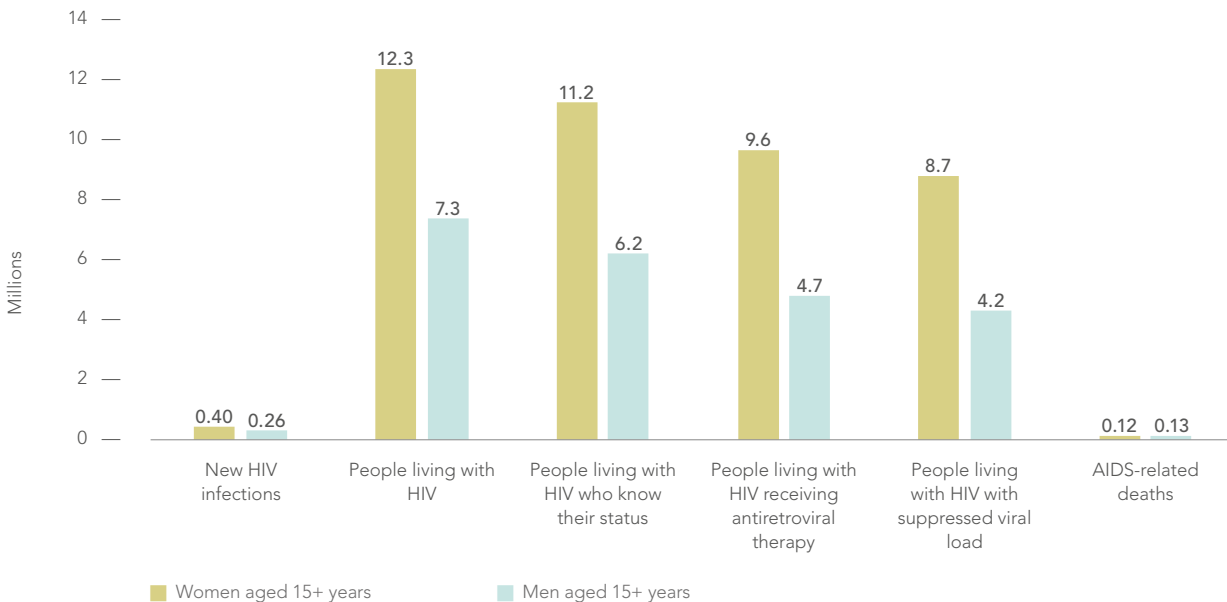
HIV testing and treatment

HIV testing and treatment cascade, eastern and southern Africa, 2019



Source: UNAIDS special analysis, 2020 (see methods annex).

Gender differences in key HIV metrics among adults, eastern and southern Africa, 2019



UNAIDS epidemiological estimates 2020 (see <https://aidsinfo.unaids.org/>).

Unequal gender norms contribute to the higher HIV risk faced by women in eastern and southern Africa. Each year, far more women are infected than men, and in 2019, there were 12.3 million women living with HIV in the region compared to 7.3 million men. Higher rates of HIV testing, treatment coverage

and viral load suppression among women, however, translates to lower AIDS-related mortality rates among them compared to men: despite the much larger HIV burden among women, there were more AIDS-related deaths among men (130 000) than women (120 000) in 2019.

90–90–90 country scorecard: Eastern and southern Africa, 2019

	First 90: percentage of people living with HIV who know their status			Second 90: percentage of people who know their status who are on treatment			Third 90: percentage of people living with HIV on treatment who are virally suppressed			Viral load suppression: percentage of people living with HIV who are virally suppressed		
	All ages	Women (15 years and older)	Men (15 years and older)	All ages	Women (15 years and older)	Men (15 years and older)	All ages	Women (15 years and older)	Men (15 years and older)	All ages	Women (15 years and older)	Men (15 years and older)
Eastern and southern Africa	87	91	84	83	86	77	90	91	90	65	71	58
Angola	62	69	62	44	42	44						
Botswana	92	95	91	89	98	78	96	97	96	79	90	68
Comoros	82	96	74	73	84	60	86	84	90	51	68	40
Eritrea	86	90	90	73	75	67	85	87	87	53	58	52
Eswatini	98	100	97	98	100	93	97	97	97	92	97	87
Ethiopia	82	83	85	91	90	90	89	90	90	66	68	69
Kenya	90	94	88	82	86	73	92	93	94	68	74	61
Lesotho	93	95	92	71	75	63	93	93	94	61	66	54
Madagascar	15	18	13	90	88	93						
Malawi	90	94	86	88	93	78	92	94	93	72	81	62
Mauritius	69	59	73	37	42	34	68	68	68	17	17	17
Mozambique	77	86	66	77	79	70	75	78	75	45	53	35
Namibia	95	96	92	90	93	83	91	93	91	78	83	69
Rwanda	89	93	89	97	98	95	91	92	92	79	84	78
Seychelles							91					
South Africa	92	94	91	75	80	69	92	92	92	64	69	58
South Sudan	27	36	16	68	56	100	80	84	79	14	17	13
Uganda	89	93	86	94	97	89	90	92	89	75	83	68
United Republic of Tanzania	83	85	81	90	98	78	92	93	92	69	78	58
Zambia	90	93	87	95	97	90	90	91	90	77	82	71
Zimbabwe	90	95	87	94	94	92	86	88	86	73	79	69

Legend for 90–90–90

95% and above
90–94%
85–89%
70–84%
50–69%
Less than 50%

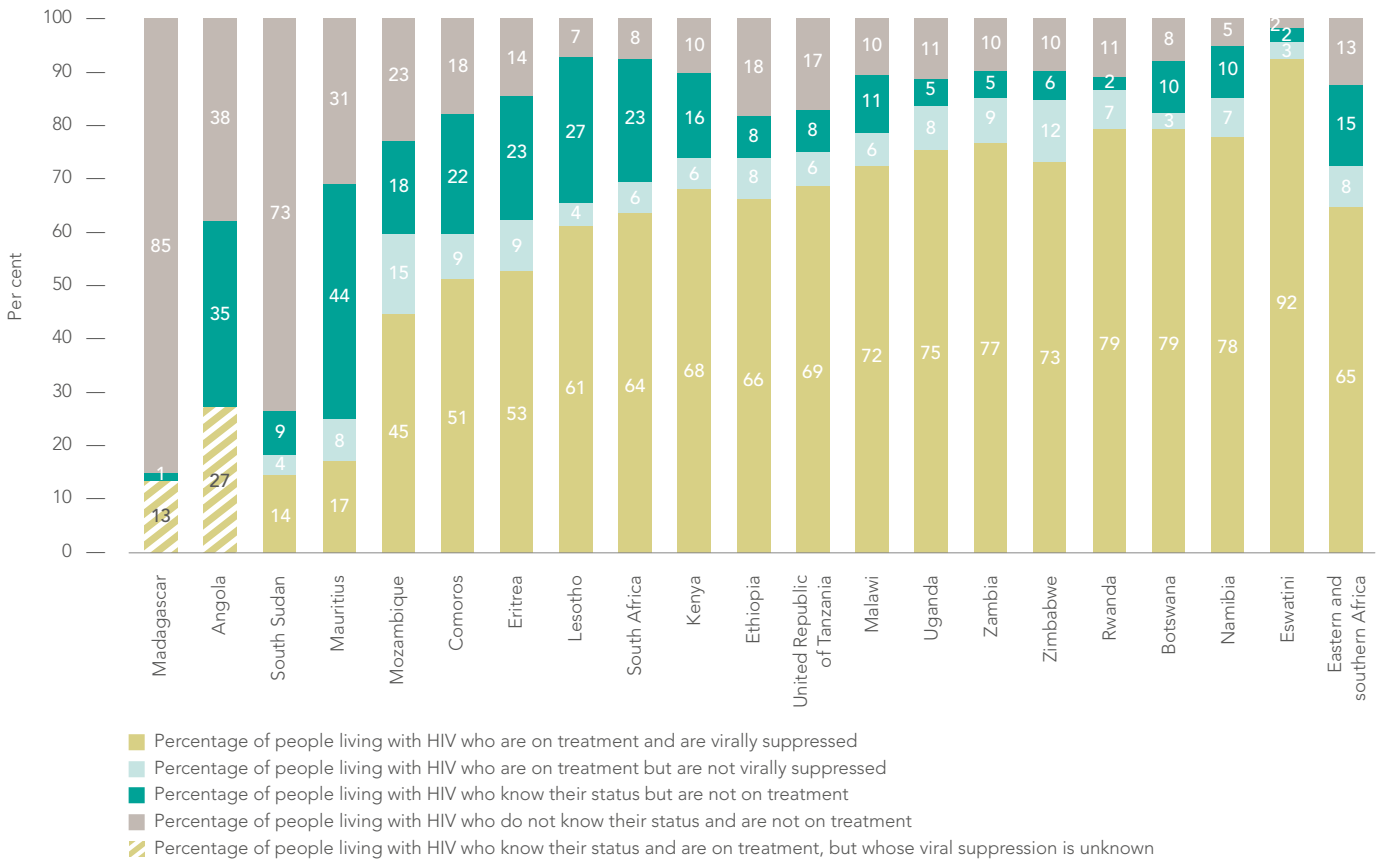
Legend for viral load suppression

86% and above
73–85%
65–72%
40–64%
25–39%
Less than 25%

Source: UNAIDS special analysis, 2020.

Note: Estimates for 2019 except: Seychelles (2018).

Knowledge of status, treatment and viral suppression gaps by country, eastern and southern Africa, 2019

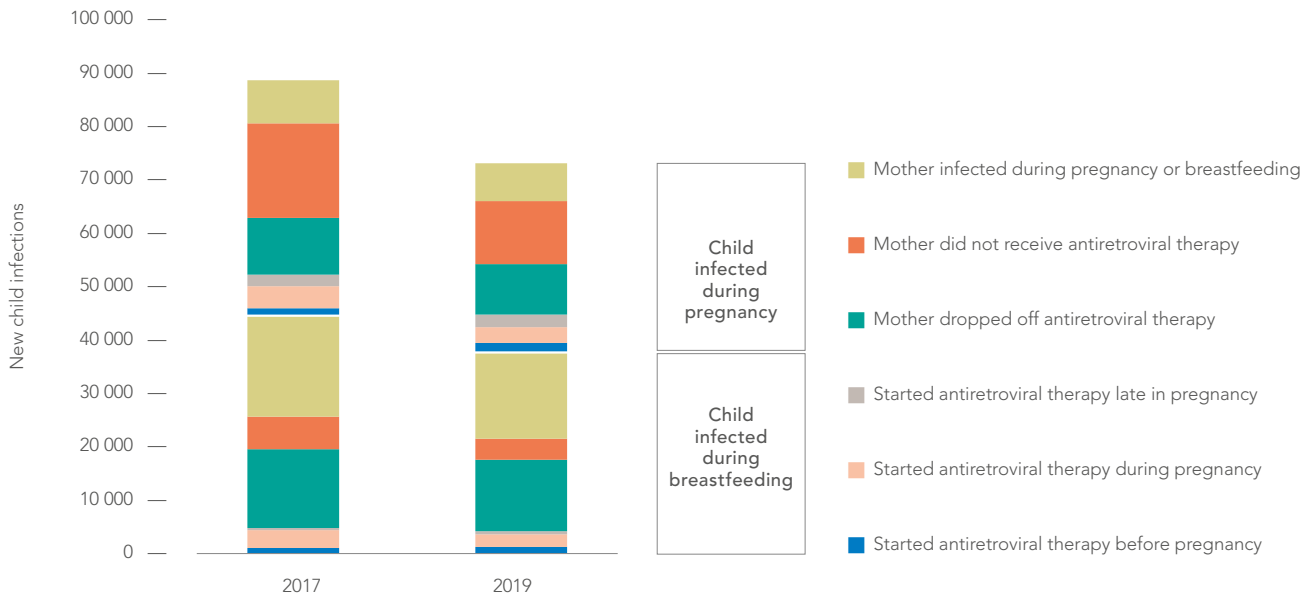


Source: UNAIDS epidemiological estimates, 2020 (see <https://aidsinfo.unaids.org/>).

Among countries in eastern and southern Africa, viral suppression is above 70% for all people living with HIV in eight countries—a remarkable achievement within the region most affected by the HIV pandemic. However, alarming gaps in the HIV testing and treatment cascade exist in many

countries. Testing gaps are particularly large in Madagascar and South Sudan, while in Angola and Mauritius, there are large percentages of people living with HIV who know their HIV status but are not accessing treatment.

New child infections due to gaps in prevention of vertical transmission, eastern and southern Africa, 2017 and 2019



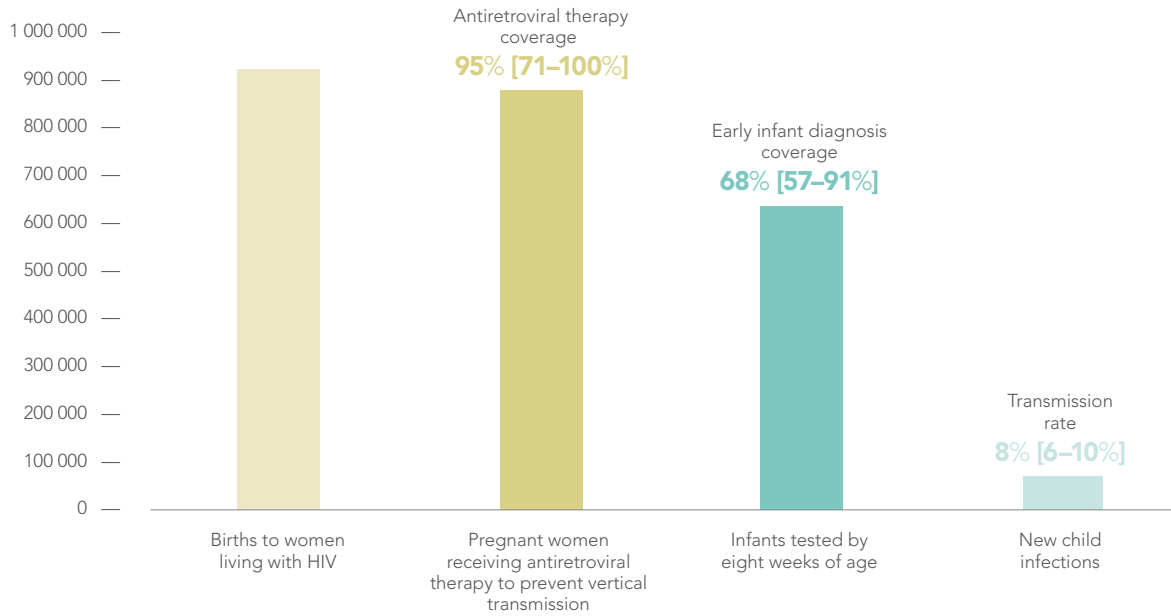
Source: UNAIDS epidemiological estimates, 2020 (see <https://aidsinfo.unaids.org/>).



Credit: UNAIDS

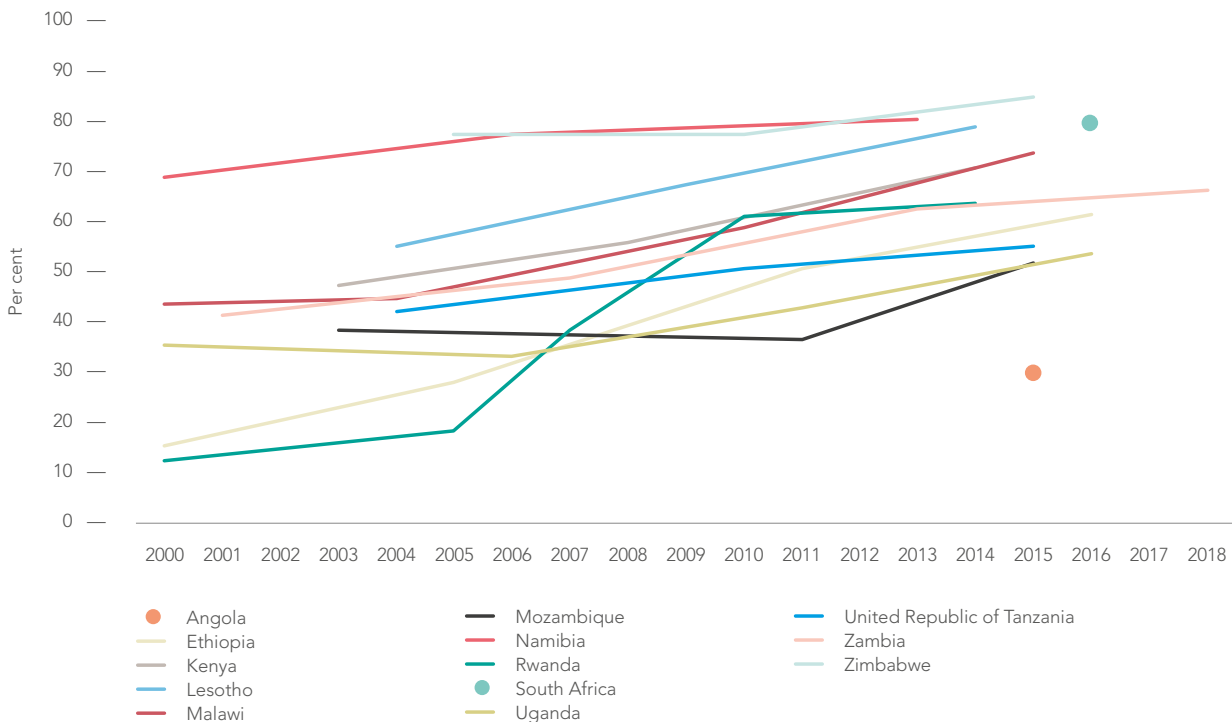
People-centred services

Services for pregnant women living with HIV, early infant diagnosis, number of new vertical infections and transmission rate, eastern and southern Africa, 2019



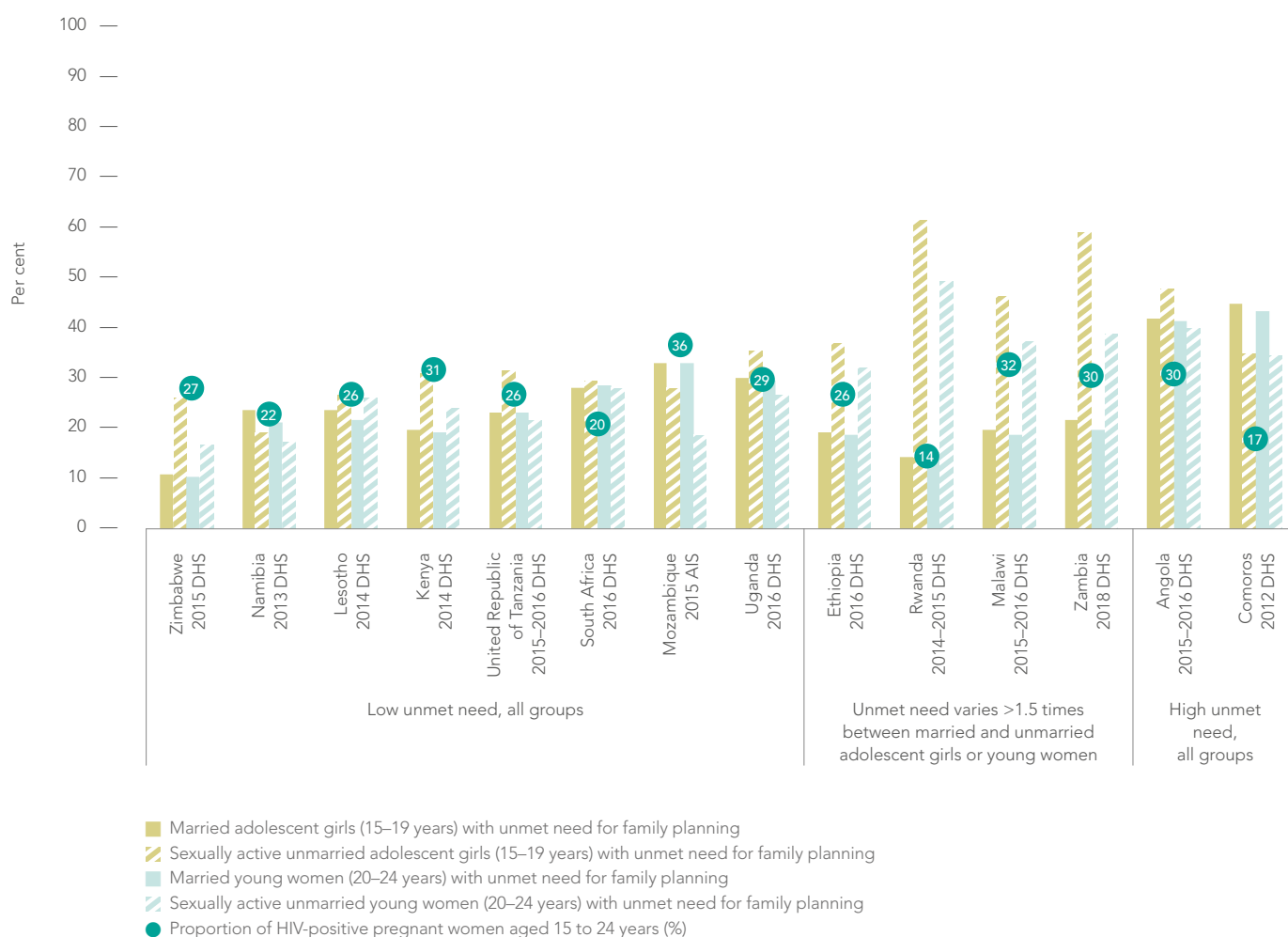
Source: UNAIDS epidemiological estimates, 2020 (see <https://aidsinfo.unaids.org/>); UNAIDS Global AIDS Monitoring, 2020 (see <https://aidsinfo.unaids.org/>).

Women aged 15 to 49 years who have their demand for family planning satisfied by modern methods, countries with available data, eastern and southern Africa, 2000–2018



Source: Population-based surveys, 2000–2018.

Unmet need for family planning among married and sexually active unmarried adolescent girls and young women (aged 15–24 years), with the proportion of HIV-positive pregnant women aged 15 to 24 years, by country, eastern and southern Africa, 2012–2018

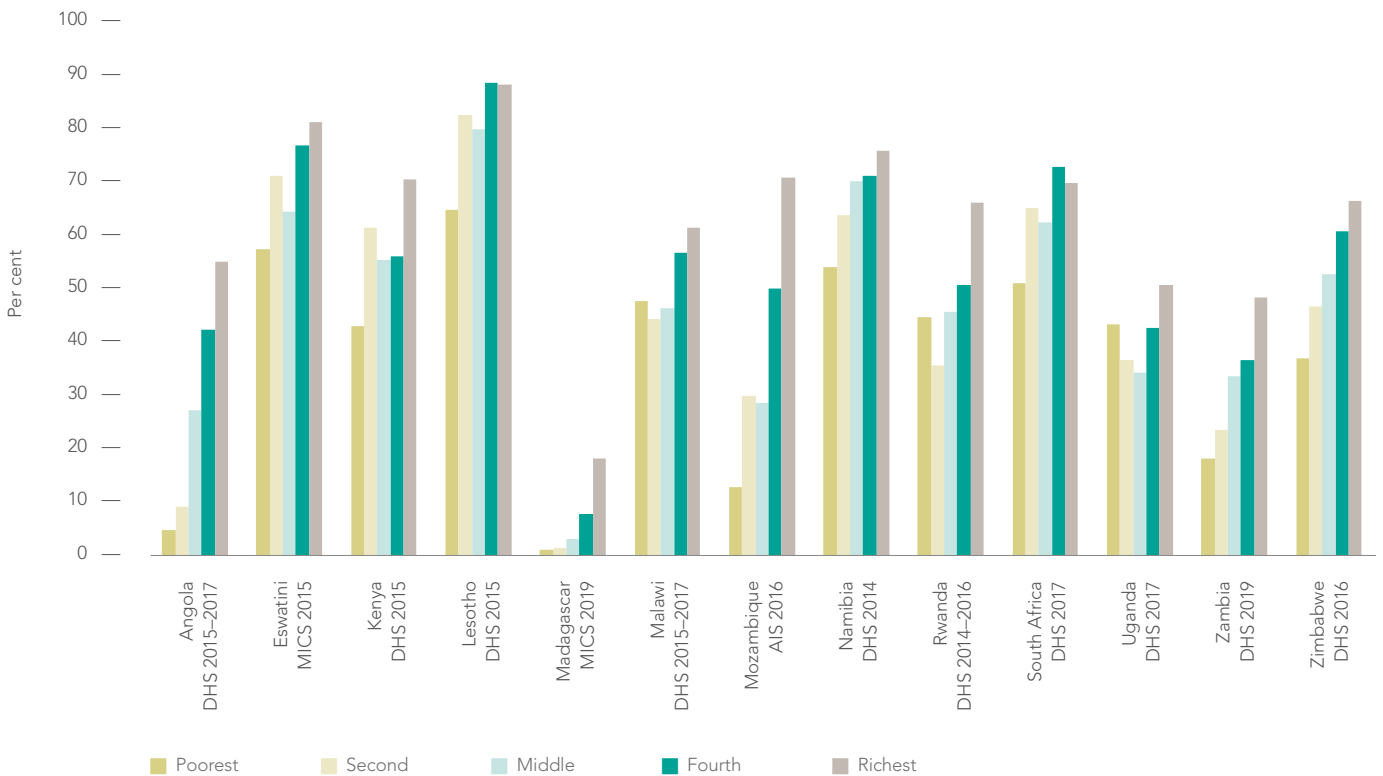


Source: Population-based surveys, 2012–2018; UNAIDS epidemiological estimates, 2020 (see <https://aidsinfo.unaids.org/>).

Population-based surveys show that unmet need for family planning services is generally high among women and adolescent girls in Angola and Comoros. By contrast, unmet need for family planning is generally low in Lesotho, Namibia and Zimbabwe. In six out of 14 countries with recent survey data, unmet need is significantly higher (>1.5 times) among sexually active unmarried adolescent girls or young women than it is among

their married counterparts, which has implications for sexual and reproductive health and rights programming among specific age groups and by marital status. In some countries in the region up to one third of pregnant women living with HIV are in the age group 15 to 24 years. Ensuring that young women living with HIV have the ability to make decisions about their fertility will help to reduce vertical transmission.

Condom use at last sex with nonmarital, noncohabiting partner in the last 12 months among adolescent girls and young women



Source: Population-based surveys, 2014–2018.
 Note: Wealth quintile is a composite measure of household asset ownership (e.g., TV sets or bicycles), materials used for housing construction, and types of water access and sanitation facilities.

Evidence from population-based surveys suggest that poorer women are less able to negotiate condom use. In most countries of the region, there is a clear pattern of lower use of condoms at last sex with a nonmarital, noncohabiting partner among adolescent girls and young women in poorer wealth quintiles. Exceptions were Malawi, Rwanda and Uganda. Across the region, condom

use at last high-risk sex is less than 60% for adolescent girls and young women belonging to the poorest wealth quintiles. In several countries (Angola, Madagascar, Uganda and Zambia), condom use at last sex with a nonmarital, noncohabiting partner among adolescent girls and young women is less than 50% across all wealth quintiles.

Investing to end AIDS

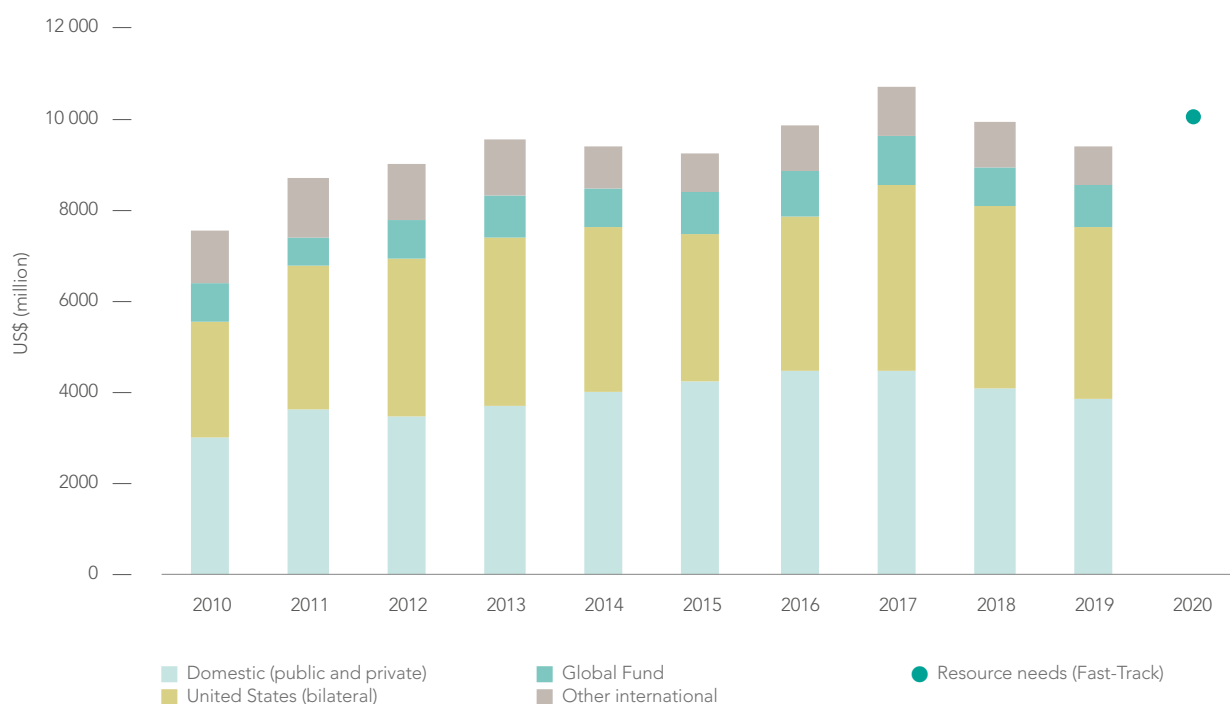
A shared commitment to the HIV response among the region’s governments and the international community has translated into levels of funding that are in line with the 2020 target. Funding for HIV responses in the region increased by 25% between 2010 and 2019, including a 26% increase in domestic funding, a 50% increase in United States Government bilateral funding and a 18% increase in contributions from the Global Fund to Fight AIDS, Tuberculosis and Malaria (the Global Fund) (all trends measured in constant 2016 US dollars to control for inflation).

HIV financing peaked in 2017 and then declined by 12% between 2017 and 2019. Financing for HIV between 2018 and 2019 decreased from nearly all

sources: domestic (-5%), United States Government bilateral (-5%) and other international sources (-10%). The Global Fund, however, increased investments in the region by 5% between 2018 and 2019, following a 14% decrease in the previous year—a pattern that likely reflects fluctuations in grant management cycles.

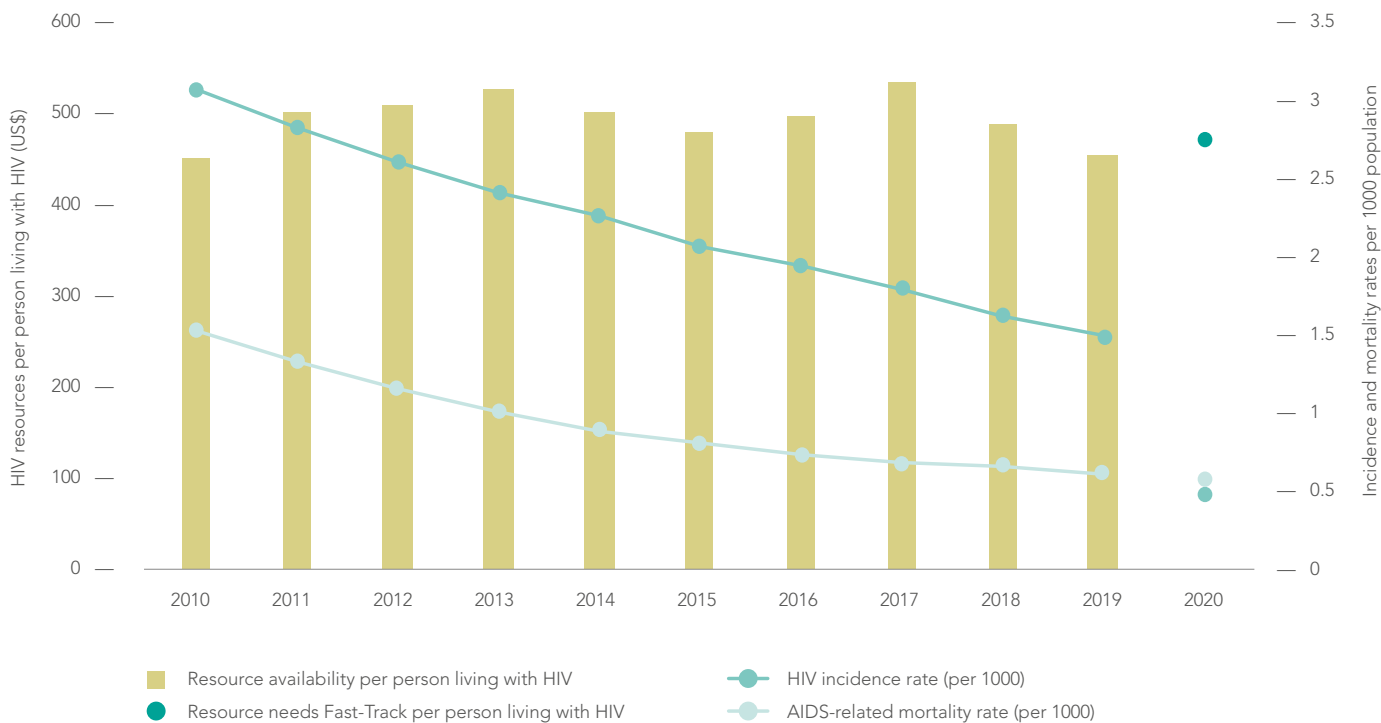
Domestic sources accounted for 41% of total HIV funding in 2019, United States Government bilateral funding for 40% and the Global Fund for 10%. South Africa was responsible for most of the domestic spending in eastern and southern Africa, with the other countries in the region depending on external sources for about 80% of their HIV response financing.

Resource availability for HIV by source, 2010–2019, and estimated Fast-Track resource needs in 2020, eastern and southern Africa



Source: UNAIDS financial estimates, 2020 (see <http://hivfinancial.unaids.org/hivfinancialdashboards.html>).

Total HIV resource availability per person living with HIV, HIV incidence and AIDS-related mortality rates in low- and middle-income countries, eastern and southern Africa, 2010–2019 and 2020 target



Source UNAIDS financial estimates, 2020 (see <http://hivfinancial.unaids.org/hivfinancialdashboards.html>).
 Note: Resource availability per person living with HIV and resource needs are in constant 2016 US dollars.

EPIDEMIC ESTIMATES

	2010	2015	2019
New HIV infections			
New HIV infections (all ages)	26 000 [21 000–31 000]	26 000 [20 000–32 000]	26 000 [18 000–34 000]
New HIV infections (0–14)	6000 [4900–7500]	5500 [3900–7200]	4600 [2700–6600]
New HIV infections (women, 15+)	14 000 [12 000–16 000]	14 000 [11 000–18 000]	15 000 [10 000–20 000]
New HIV infections (men, 15+)	6100 [4700–7700]	6100 [4600–8000]	6400 [4600–8800]
HIV incidence per 1000 population	1.16 [0.95–1.37]	0.95 [0.73–1.19]	0.84 [0.59–1.12]
AIDS-related deaths			
AIDS-related deaths (all ages)	9400 [7000–12 000]	9600 [6900–12 000]	13 000 [9500–16 000]
AIDS-related deaths (0–14)	3700 [3100–4700]	4000 [3100–5100]	3800 [2600–5100]
AIDS-related deaths (women, 15+)	4100 [2900–5500]	3600 [2400–4700]	6500 [4600–8200]
AIDS-related deaths (men, 15+)	1600 [1100–2200]	2000 [1400–2800]	2500 [1800–3300]
People living with HIV			
People living with HIV (all ages)	220 000 [190 000–250 000]	290 000 [250 000–340 000]	340 000 [290 000–400 000]
People living with HIV (0–14)	24 000 [20 000–30 000]	30 000 [25 000–36 000]	31 000 [25 000–39 000]
People living with HIV (women, 15+)	130 000 [120 000–160 000]	180 000 [160 000–210 000]	220 000 [180 000–250 000]
People living with HIV (men, 15+)	58 000 [50 000–70 000]	79 000 [68 000–92 000]	94 000 [79 000–110 000]
HIV prevalence (15–49)	1.7 [1.4–2]	1.8 [1.6–2.2]	1.9 [1.5–2.2]

LAWS AND POLICIES

Laws criminalizing the transmission of, non-disclosure of or exposure to HIV transmission	Yes
Criminalization of sex work among consenting adults	...
Criminalization of same-sex sexual acts	Laws penalizing same-sex sexual acts have been decriminalized or never existed
Drug use or possession for personal use is an offence	...
Criminalization of transgender people	Both criminalized and prosecuted
Laws or policies restricting the entry, stay and residence of people living with HIV	Require HIV testing or disclosure for some permits
Parental consent for adolescents to access HIV testing	Yes, for adolescents younger than 18 years
Spousal consent for married women to access sexual and reproductive health services	No
Mandatory HIV testing for marriage, work or residence permits or for certain groups	No

STIGMA AND DISCRIMINATION

Percentage of women aged 15–49 years who report discriminatory attitudes towards people living with HIV **2016**

34.6

Percentage of people living with HIV denied health services because of their HIV status in the last 12 months

Percentage of people living with HIV who reported a health-care professional told others about their HIV status without their consent

VIOLENCE

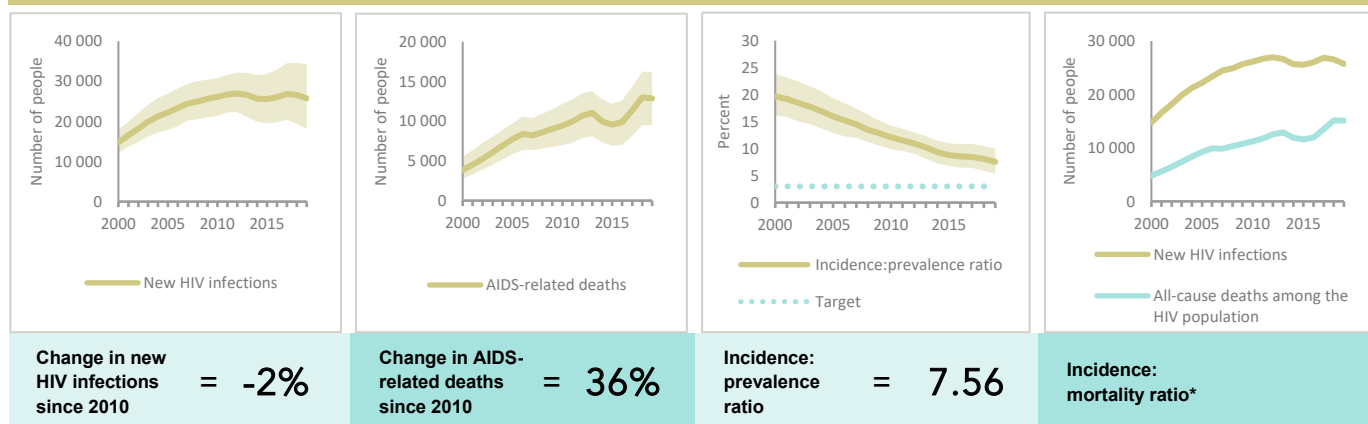
Proportion of ever-married or partnered women aged 15–49 years who experienced physical or sexual violence from a male intimate partner in the past 12 months **2016**

25.9

EXPENDITURES

	Financing sources					Total
	Domestic private	Domestic public	International: PEPFAR	International: Global Fund	International: all others	
Last available report: 2017	...	US\$ 3 292 607	US\$ 14 632 684	US\$ 2 195 073	...	US\$ 20 120 364

EPIDEMIC TRANSITION METRICS



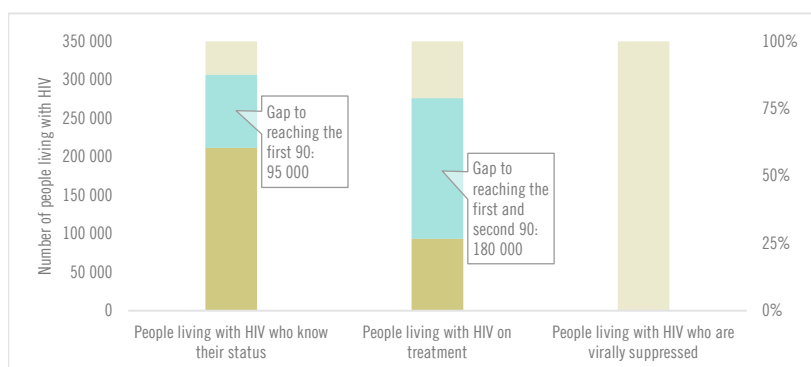
* The incidence:mortality ratio is not published if the country has not achieved antiretroviral therapy coverage of 81% or higher (the testing and treatment target for 2020).

KEY POPULATIONS

	Sex workers	Men who have sex with men	People who inject drugs	Transgender people	Prisoners
Estimated size of population
HIV prevalence	8.0%	2.0%	15.9%
HIV testing and status awareness	100%**	99.8%
Antiretroviral therapy coverage	42.0%	100%
Condom use	71.7%	59.1%
Coverage of HIV prevention programmes
Avoidance of health care because of stigma and discrimination
Expenditures in US\$ (2017)	567 162	303 598

** Programme data—not representative; includes people with negative results.

HIV TESTING AND TREATMENT CASCADE



	62% [52–73%]	27% [23–32%] 93 310	...% [...–...%]
All ages			
Children (0–14)	16% [13–20%]	16% [13–20%] 5 113	...% [...–...%]
Women (15+)	69% [58–81%]	29% [25–34%] 62 808	...% [...–...%]
Men (15+)	62% [52–74%]	27% [23–32%] 25 389	...% [...–...%]

ELIMINATION OF MOTHER-TO-CHILD TRANSMISSION

	2010	2019
Percentage of pregnant women living with HIV accessing antiretroviral medicines	19% [15–24%]	63% [47–79%]
Final vertical transmission rate including during breastfeeding	31% [29–33%]	19% [15–22%]
Early infant diagnosis	2.5% [2.0–3.1%]	7.4% [5.9–9.7%]

HIV COMORBIDITIES

Estimated number of incident tuberculosis cases among people living with HIV (2018)	11 000 [6800–15 000]
People living with HIV who started TB preventive therapy (2018)	41.9%
Cervical cancer screening of women living with HIV	...
People coinfectd with HIV and hepatitis C virus starting hepatitis C treatment	...

HIV PREVENTION

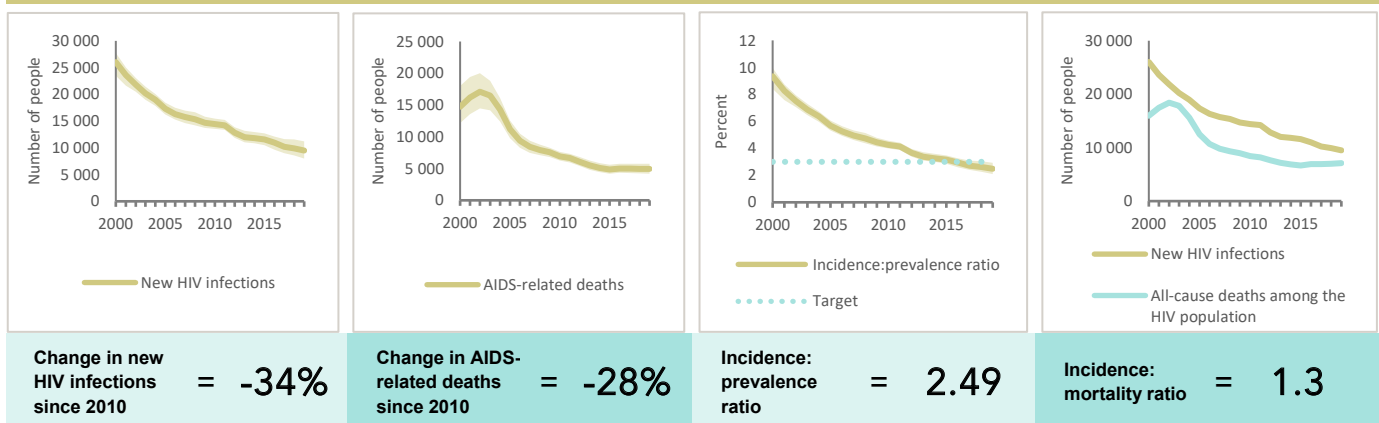
Adults aged 15+ years with unsuppressed viral load	...
Knowledge of HIV prevention among young people aged 15–24 years (2015)	
— Women	32.5%
— Men	31.6%
Condom use at last sex with a non-marital, non-cohabiting partner among people aged 15–49 years (2016)	
— Women	32.1%
— Men	63.3%
Women aged 15–49 years who have their demand for family planning satisfied by modern methods (2015)	29.8%
Men aged 15–49 years who are circumcised (2016)	Not applicable
Voluntary medical male circumcisions performed according to national standards	Not applicable
People who received PrEP at least once during the reporting period	...
Harm reduction	
— Use of sterile injecting equipment at last injection	...
— Needles and syringes distributed per person who injects	...
— Coverage of opioid substitution therapy	...
— Naloxone available (2019)	No
— Safe injection rooms available (2019)	No

BOTSWANA

EPIDEMIC ESTIMATES

	2010	2015	2019
New HIV infections			
New HIV infections (all ages)	14 000 [14 000–15 000]	12 000 [10 000–13 000]	9 500 [8000–11 000]
New HIV infections (0–14)	... [...-...]	... [...-...]	... [...-...]
New HIV infections (women, 15+)	6 900 [6300–7700]	5 800 [5100–6500]	5 100 [4200–6100]
New HIV infections (men, 15+)	5 700 [5200–6400]	4 800 [4200–5500]	4 200 [3500–5000]
HIV incidence per 1000 population	8.54 [7.96–9.29]	6.27 [5.61–6.95]	4.78 [4.01–5.68]
AIDS-related deaths			
AIDS-related deaths (all ages)	6 900 [6200–7600]	4 900 [4200–5600]	5 000 [4200–5700]
AIDS-related deaths (0–14)	... [...-...]	... [...-...]	... [...-...]
AIDS-related deaths (women, 15+)	3 100 [2700–3400]	2 100 [1800–2500]	2 300 [1900–2800]
AIDS-related deaths (men, 15+)	2 600 [2300–2900]	2 200 [1900–2500]	2 400 [2100–2800]
People living with HIV			
People living with HIV (all ages)	340 000 [300 000–360 000]	370 000 [330 000–390 000]	380 000 [340 000–410 000]
People living with HIV (0–14)	... [...-...]	... [...-...]	... [...-...]
People living with HIV (women, 15+)	180 000 [160 000–190 000]	200 000 [180 000–210 000]	210 000 [190 000–230 000]
People living with HIV (men, 15+)	140 000 [120 000–150 000]	150 000 [130 000–160 000]	160 000 [140 000–170 000]
HIV prevalence (15–49)	23.3 [21.1–25]	22.2 [19.7–23.9]	20.7 [18.2–22.1]

EPIDEMIC TRANSITION METRICS



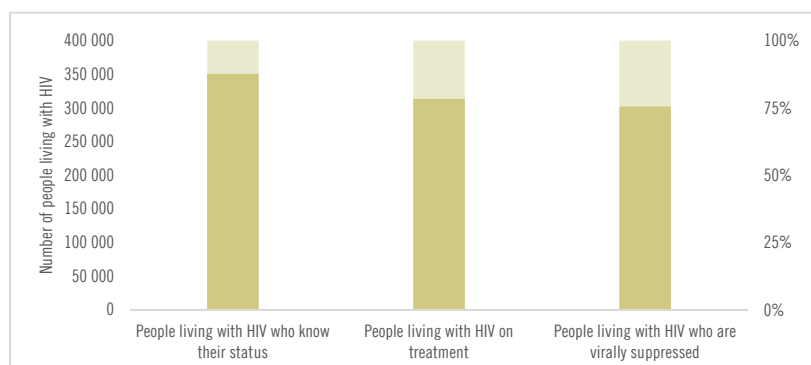
EXPENDITURES

	Financing sources					Total
	Domestic private	Domestic public	International: PEPFAR	International: Global Fund	International: all others	
Last available report: 2017	US\$ 0	US\$ 100 590 814	US\$ 47 684 258	US\$ 10 716 702	US\$ 0	US\$ 158 991 774

Note: Global AIDS Monitoring report was not available at the time of publication.

COUNTRY DATA

HIV TESTING AND TREATMENT CASCADE



All ages	92% [82–99%]	82% [74–89%] 313 850	79% [71–86%]
Children (0–14)	...% [...–...%]	...% [...–...%] 4 158	...% [...–...%]
Women (15+)	95% [86–100%]	93% [85–100%] 197 362	90% [82–97%]
Men (15+)	91% [82–99%]	71% [64–77%] 112 330	68% [61–74%]

ELIMINATION OF MOTHER-TO-CHILD TRANSMISSION

	2010	2019
Percentage of pregnant women living with HIV accessing antiretroviral medicines	75% [62–84%]	100% [86–100%]
Final vertical transmission rate including during breastfeeding	12% [9–14%]	2% [2–2%]
Early infant diagnosis	46.4% [41.1–55.6%]	84.6% [74.6– >95%]

COMOROS

COUNTRY DATA

EPIDEMIC ESTIMATES

	2010	2015	2019
New HIV infections			
New HIV infections (all ages)	<100 [<100– <100]	<100 [<100– <100]	<100 [<100– <100]
New HIV infections (0–14)	... [...–...]	... [...–...]	... [...–...]
New HIV infections (women, 15+)	<100 [<100– <100]	<100 [<100– <100]	<100 [<100– <100]
New HIV infections (men, 15+)	<100 [<100– <100]	<100 [<100– <100]	<100 [<100– <100]
HIV incidence per 1000 population	0.01 [<0.01–0.03]	<0.01 [<0.01–0.02]	<0.01 [<0.01–0.02]
AIDS-related deaths			
AIDS-related deaths (all ages)	<100 [<100– <100]	<100 [<100– <100]	<100 [<100– <100]
AIDS-related deaths (0–14)	... [...–...]	... [...–...]	... [...–...]
AIDS-related deaths (women, 15+)	<100 [<100– <100]	<100 [<100– <100]	<100 [<100– <100]
AIDS-related deaths (men, 15+)	<100 [<100– <100]	<100 [<100– <100]	<100 [<100– <100]
People living with HIV			
People living with HIV (all ages)	100 [<100– <200]	120 [<100– <500]	130 [<100– <500]
People living with HIV (0–14)	... [...–...]	... [...–...]	... [...–...]
People living with HIV (women, 15+)	<100 [<100– <100]	<100 [<100– <100]	<100 [<100– <100]
People living with HIV (men, 15+)	<100 [<100– <200]	<100 [<100– <200]	<100 [<100– <200]
HIV prevalence (15–49)	<0.1 [<0.1– <0.1]	<0.1 [<0.1– <0.1]	<0.1 [<0.1– <0.1]

LAWS AND POLICIES

Laws criminalizing the transmission of, non-disclosure of or exposure to HIV transmission	No
Criminalization of sex work among consenting adults	Any criminalization or punitive regulation of sex work
Criminalization of same-sex sexual acts	No specific legislation
Drug use or possession for personal use is an offence	Possession of drugs for personal use or drug use and/or consumption are specified as criminal offences
Criminalization of transgender people	Neither criminalized nor prosecuted
Laws or policies restricting the entry, stay and residence of people living with HIV	No
Parental consent for adolescents to access HIV testing	No
Spousal consent for married women to access sexual and reproductive health services	No
Mandatory HIV testing for marriage, work or residence permits or for certain groups	No

STIGMA AND DISCRIMINATION

Percentage of women and men aged 15–49 years who report discriminatory attitudes towards people living with HIV

Percentage of people living with HIV denied health services because of their HIV status in the last 12 months

Percentage of people living with HIV who reported a health-care professional told others about their HIV status without their consent

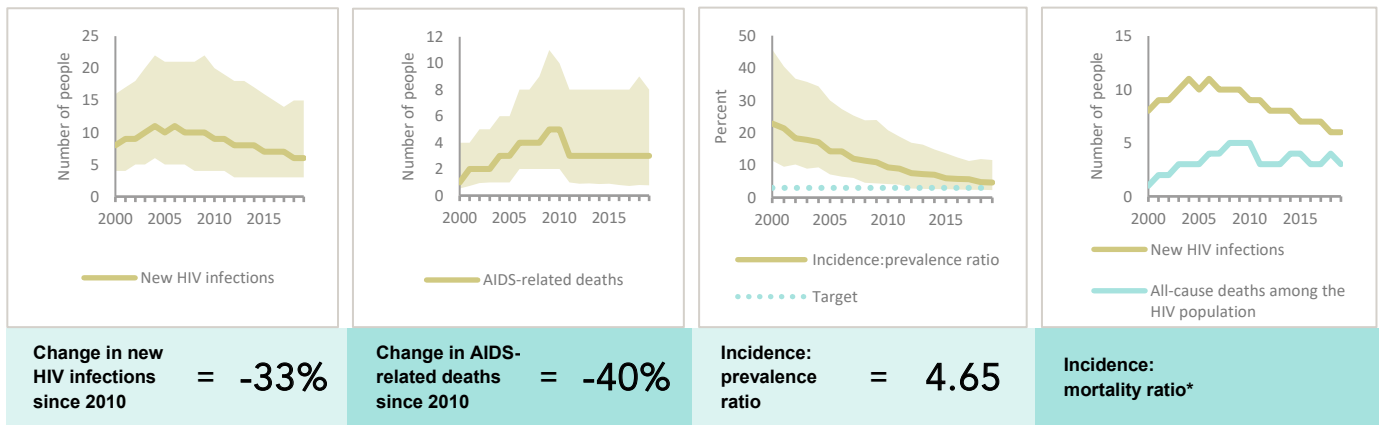
VIOLENCE

Proportion of ever-married or partnered women aged 15–49 years who experienced physical or sexual violence from a male intimate partner in the past 12 months

EXPENDITURES

	Financing sources					Total
	Domestic private	Domestic public	International: PEPFAR	International: Global Fund	International: all others	
Last available report: 2019	US\$ 0	US\$ 135 705	US\$ 0	US\$ 1 462 109	US\$ 27 414	US\$ 1 625 227

EPIDEMIC TRANSITION METRICS



* The incidence:mortality ratio is not published if the country has not achieved antiretroviral therapy coverage of 81% or higher (the testing and treatment target for 2020).

KEY POPULATIONS

	Sex workers	Men who have sex with men	People who inject drugs	Transgender people	Prisoners
Estimated size of population
HIV prevalence	0.3%	0%	1.8%
HIV testing and status awareness	100%	100%	100%
Antiretroviral therapy coverage
Condom use	26.0%	56.2%	43.8%
Coverage of HIV prevention programmes
Avoidance of health care because of stigma and discrimination
Expenditures in US\$ (2016)	7888	12 479

HIV COMORBIDITIES

Estimated number of incident tuberculosis cases among people living with HIV (2018)	1 [0–3]
People living with HIV who started TB preventive therapy (2018)	0%
Cervical cancer screening of women living with HIV	...
People coinfectd with HIV and hepatitis C virus starting hepatitis C treatment	...

HIV PREVENTION

Adults aged 15+ years with unsuppressed viral load	<0.1%
Knowledge of HIV prevention among young people aged 15–24 years (2012)	
— Women	19.1%
— Men	23.9%

Condom use at last sex with a non-marital, non-cohabiting partner among people aged 15–49 years (2012)	
— Women	28.4%
— Men	59.7%

Women aged 15–49 years who have their demand for family planning satisfied by modern methods	...
--	-----

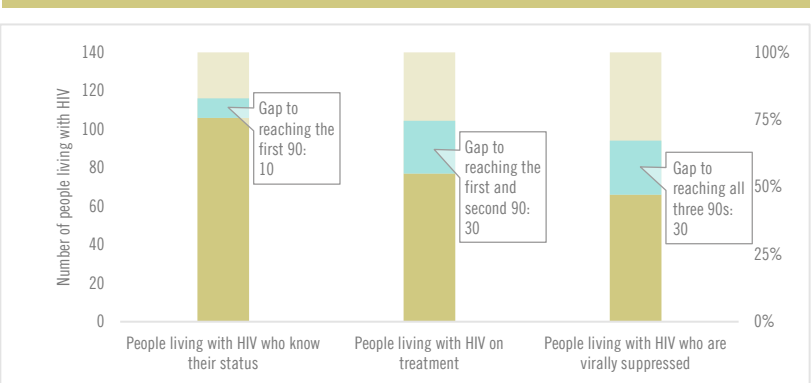
Men aged 15–49 years who are circumcised (2012)	Not applicable
---	----------------

Voluntary medical male circumcisions performed according to national standards	Not applicable
--	----------------

People who received PrEP at least once during the reporting period	...
--	-----

Harm reduction	
— Use of sterile injecting equipment at last injection	...
— Needles and syringes distributed per person who injects	...
— Coverage of opioid substitution therapy	...
— Naloxone available (2019)	No
— Safe injection rooms available (2019)	No

HIV TESTING AND TREATMENT CASCADE



	90%	90-95%	95%
All ages	82% [45–100%]	60% [32–100%] 77	51% [28–92%]
Children (0–14)	...% [...–...%]	...% [...–...%]% [...–...%]
Women (15+)	96% [51–100%]	81% [43–100%] 43	68% [36–100%]
Men (15+)	74% [40–100%]	44% [24–81%] 31	40% [22–73%]

ELIMINATION OF MOTHER-TO-CHILD TRANSMISSION

	2010	2019
Percentage of pregnant women living with HIV accessing antiretroviral medicines	...% [...–...%]	...% [...–...%]
Final vertical transmission rate including during breastfeeding	...% [...–...%]	...% [...–...%]
Early infant diagnosis	...% [...–...%]	...% [...–...%]

ERITREA

COUNTRY DATA

EPIDEMIC ESTIMATES

	2010	2015	2019
New HIV infections			
New HIV infections (all ages)	800 [520–1200]	<500 [<500–790]	<500 [<200–720]
New HIV infections (0–14)	<500 [<200– <500]	<200 [<100– <500]	<200 [<100– <200]
New HIV infections (women, 15+)	<500 [<500– <500]	<200 [<200– <500]	<200 [<100– <500]
New HIV infections (men, 15+)	<500 [<200– <500]	<200 [<100– <500]	<200 [<100– <500]
HIV incidence per 1000 population	0.26 [0.17–0.38]	0.14 [0.08–0.24]	0.11 [0.05–0.21]
AIDS-related deaths			
AIDS-related deaths (all ages)	690 [<500–1100]	<500 [<500–610]	<500 [<200–570]
AIDS-related deaths (0–14)	<500 [<200– <500]	<200 [<100– <200]	<100 [<100– <200]
AIDS-related deaths (women, 15+)	<500 [<200– <500]	<200 [<100– <500]	<200 [<100– <500]
AIDS-related deaths (men, 15+)	<500 [<200– <500]	<200 [<100– <200]	<200 [<100– <500]
People living with HIV			
People living with HIV (all ages)	17 000 [13 000–23 000]	15 000 [12 000–20 000]	14 000 [10 000–19 000]
People living with HIV (0–14)	2200 [1600–3000]	1600 [1100–2300]	1200 [790–1800]
People living with HIV (women, 15+)	9000 [6900–12 000]	8000 [6100–11 000]	7700 [5700–10 000]
People living with HIV (men, 15+)	6100 [4700–8100]	5600 [4200–7400]	5300 [3800–7200]
HIV prevalence (15–49)	0.9 [0.7–1.1]	0.7 [0.5–1]	0.6 [0.4–0.8]

LAWS AND POLICIES

Laws criminalizing the transmission of, non-disclosure of or exposure to HIV transmission ...

Criminalization of sex work among consenting adults Any criminalization or punitive regulation of sex work

Criminalization of same-sex sexual acts Yes, imprisonment (up to 14 years)

Drug use or possession for personal use is an offence Possession of drugs for personal use or drug use or consumption are specified as a criminal offence

Criminalization of transgender people ...

Laws or policies restricting the entry, stay and residence of people living with HIV No

Parental consent for adolescents to access HIV testing ...

Spousal consent for married women to access sexual and reproductive health services ...

Mandatory HIV testing for marriage, work or residence permits or for certain groups ...

STIGMA AND DISCRIMINATION

Percentage of women and men aged 15–49 years who report discriminatory attitudes towards people living with HIV

Percentage of people living with HIV denied health services because of their HIV status in the last 12 months

Percentage of people living with HIV who reported a health-care professional told others about their HIV status without their consent

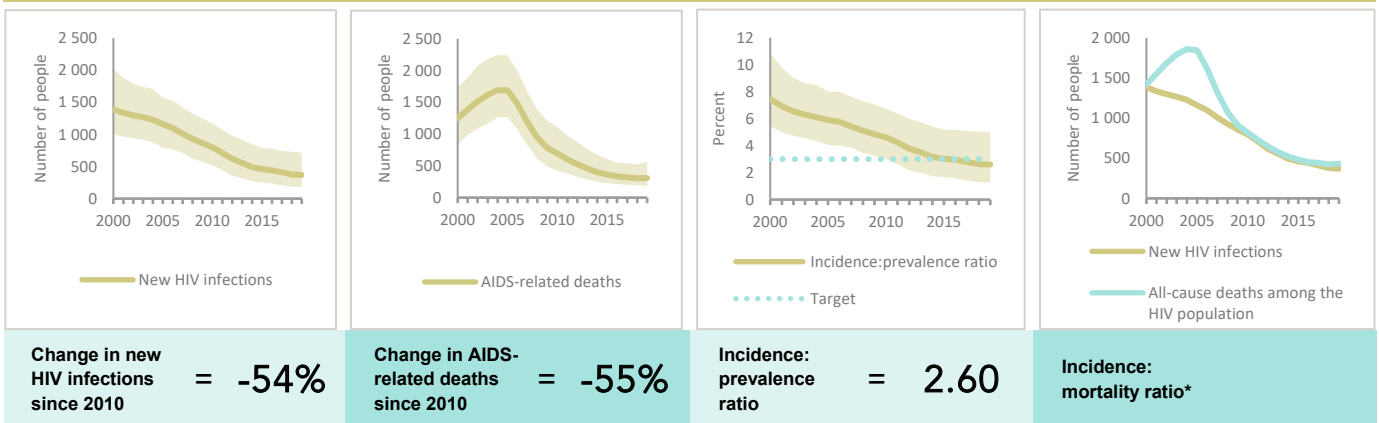
VIOLENCE

Proportion of ever-married or partnered women aged 15–49 years who experienced physical or sexual violence from a male intimate partner in the past 12 months

EXPENDITURES

	Financing sources					Total
	Domestic private	Domestic public	International: PEPFAR	International: Global Fund	International: all others	
Last available report: 2019	US\$ 0	US\$ 0	US\$ 0	US\$ 2 801 811	US\$ 0	US\$ 4 155 552

EPIDEMIC TRANSITION METRICS



* The incidence:mortality ratio is not published if the country has not achieved antiretroviral therapy coverage of 81% or higher (the testing and treatment target for 2020).

KEY POPULATIONS

	Sex workers	Men who have sex with men	People who inject drugs	Transgender people	Prisoners
Estimated size of population
HIV prevalence	1.4%
HIV testing and status awareness
Antiretroviral therapy coverage
Condom use
Coverage of HIV prevention programmes
Avoidance of health care because of stigma and discrimination
Expenditures in US\$

HIV COMORBIDITIES

Estimated number of incident tuberculosis cases among people living with HIV (2018)	140 [59–250]
People living with HIV who started TB preventive therapy (2018)	46.5%
Cervical cancer screening of women living with HIV	...
People coinfectd with HIV and hepatitis C virus starting hepatitis C treatment	...

HIV PREVENTION

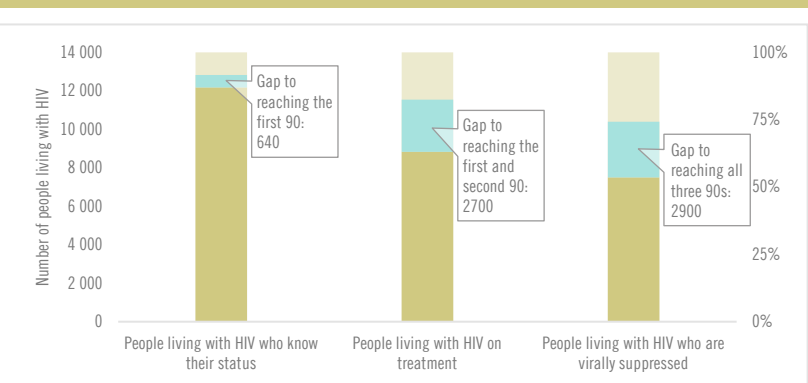
Adults aged 15+ years with unsuppressed viral load	0.3%
Knowledge of HIV prevention among young people aged 15–24 years (2010)	
— Women	24.7%
— Men	33.8%

Condom use at last sex with a non-marital, non-cohabiting partner among people aged 15–49 years	
— Women	...
— Men	...
Women aged 15–49 years who have their demand for family planning satisfied by modern methods	...

Men aged 15–49 years who are circumcised	Not applicable
Voluntary medical male circumcisions performed according to national standards	Not applicable
People who received PrEP at least once during the reporting period	...

Harm reduction	
— Use of sterile injecting equipment at last injection	...
— Needles and syringes distributed per person who injects	...
— Coverage of opioid substitution therapy	...
— Naloxone available (2019)	...
— Safe injection rooms available (2019)	...

HIV TESTING AND TREATMENT CASCADE



	86% [63–100%]	62% [45–84%] 8 835	53% [39–71%]
All ages			
Children (0–14)	37% [24–55%]	37% [24–55%] 442	18% [12–27%]
Women (15+)	90% [67–100%]	67% [50–91%] 5 207	58% [43–79%]
Men (15+)	90% [65–100%]	60% [43–82%] 3 186	52% [38–71%]

ELIMINATION OF MOTHER-TO-CHILD TRANSMISSION

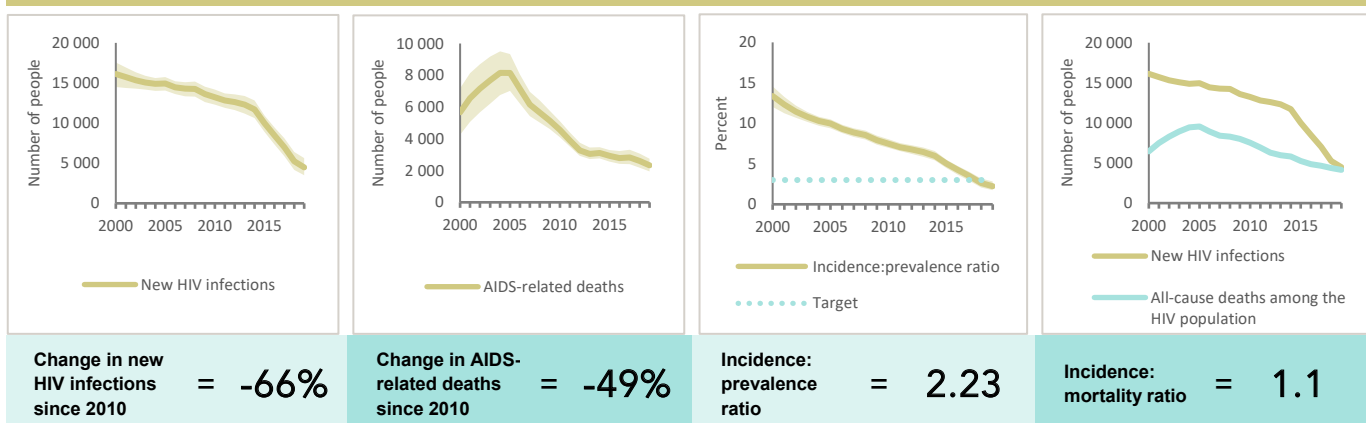
	2010	2019
Percentage of pregnant women living with HIV accessing antiretroviral medicines	17% [12–23%]	39% [26–55%]
Final vertical transmission rate including during breastfeeding	29% [26–32%]	24% [16–28%]
Early infant diagnosis	...% [...–...%]	21.1% [14.8–31.6%]

ESWATINI

EPIDEMIC ESTIMATES

	2010	2015	2019
New HIV infections			
New HIV infections (all ages)	13 000 [12 000–14 000]	10 000 [8900–11 000]	4500 [3500–5600]
New HIV infections (0–14)	1600 [1100–1900]	750 [510–1000]	<500 [<500– <500]
New HIV infections (women, 15+)	7700 [6900–8200]	6000 [5400–6700]	2700 [2200–3500]
New HIV infections (men, 15+)	4000 [3500–4500]	3200 [2800–3700]	1500 [1200–1900]
HIV incidence per 1000 population	15.16 [14.15–16.32]	11.31 [10.05–12.49]	4.9 [3.81–6.2]
AIDS-related deaths			
AIDS-related deaths (all ages)	4600 [4100–5100]	2900 [2600–3300]	2300 [1900–2800]
AIDS-related deaths (0–14)	1400 [1100–1700]	<500 [<500–710]	<200 [<200– <500]
AIDS-related deaths (women, 15+)	1700 [1400–2000]	1400 [1200–1600]	1200 [1000–1500]
AIDS-related deaths (men, 15+)	1400 [1200–1900]	1000 [880–1200]	890 [730–1000]
People living with HIV			
People living with HIV (all ages)	180 000 [160 000–190 000]	200 000 [180 000–210 000]	200 000 [190 000–220 000]
People living with HIV (0–14)	15 000 [13 000–17 000]	14 000 [12 000–15 000]	10 000 [8500–12 000]
People living with HIV (women, 15+)	100 000 [96 000–110 000]	120 000 [110 000–130 000]	120 000 [110 000–130 000]
People living with HIV (men, 15+)	58 000 [52 000–64 000]	66 000 [61 000–73 000]	70 000 [64 000–76 000]
HIV prevalence (15–49)	27.6 [25.7–29.3]	28.9 [26.8–30.4]	27 [24.6–28.7]

EPIDEMIC TRANSITION METRICS



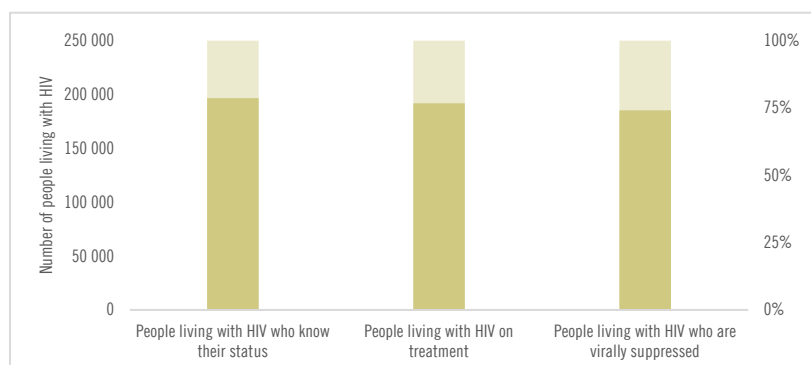
EXPENDITURES

	Financing sources					Total
	Domestic private	Domestic public	International: PEPFAR	International: Global Fund	International: all others	
Last available report: 2013	...	US\$ 33 155 127	US\$ 63 776 395	US\$ 96 931 522

Note: Global AIDS Monitoring report was not available at the time of publication.

COUNTRY DATA

HIV TESTING AND TREATMENT CASCADE



All ages	98% [91–100%]	96% [88–100%] 191 782	92% [85–100%]
Children (0–14)	84% [69–94%]	84% [69–94%] 8 562	76% [63–86%]
Women (15+)	100% [92–100%]	100% [92–100%] 120 417	97% [89–100%]
Men (15+)	97% [89–100%]	90% [83–99%] 62 803	87% [80–96%]

ELIMINATION OF MOTHER-TO-CHILD TRANSMISSION

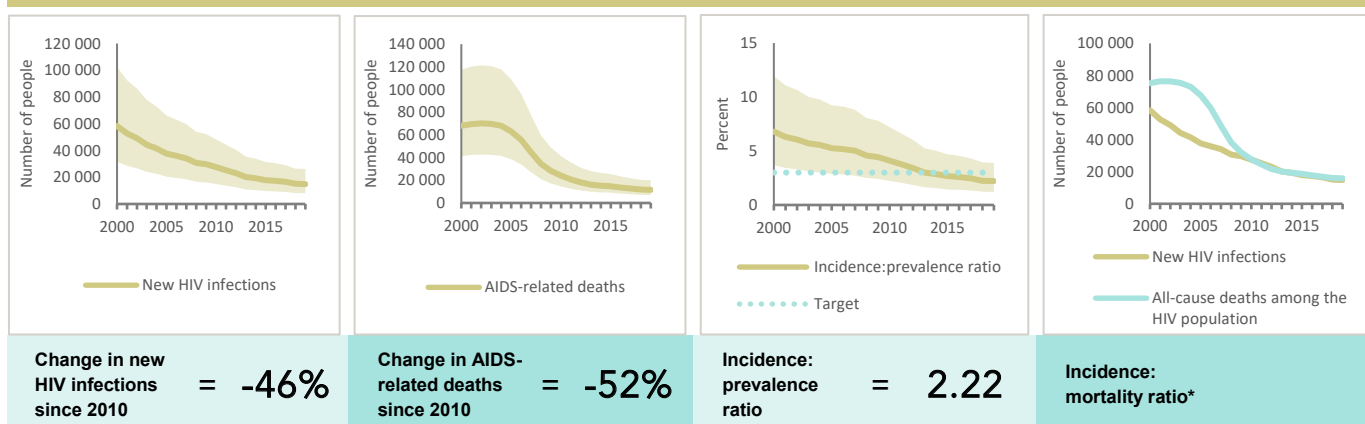
	2010	2019
Percentage of pregnant women living with HIV accessing antiretroviral medicines	66% [56–73%]	100% [88–100%]
Final vertical transmission rate including during breastfeeding	12% [10–14%]	2% [2–3%]
Early infant diagnosis	39.2% [35.8–46.5%]	...% [...–...%]

ETHIOPIA

EPIDEMIC ESTIMATES

	2010	2015	2019
New HIV infections			
New HIV infections (all ages)	28 000 [15 000–48 000]	18 000 [9700–31 000]	15 000 [8100–26 000]
New HIV infections (0–14)	8100 [3900–14 000]	3800 [1900–6800]	3200 [1600–5700]
New HIV infections (women, 15+)	12 000 [6700–21 000]	8700 [4800–15 000]	7200 [4000–13 000]
New HIV infections (men, 15+)	7300 [3900–13 000]	5300 [2800–9400]	4400 [2300–7800]
HIV incidence per 1000 population	0.37 [0.2–0.66]	0.21 [0.11–0.37]	0.16 [0.08–0.27]
AIDS-related deaths			
AIDS-related deaths (all ages)	24 000 [15 000–41 000]	15 000 [8900–25 000]	12 000 [7000–20 000]
AIDS-related deaths (0–14)	7400 [3500–14 000]	3300 [1600–6000]	2100 [980–3800]
AIDS-related deaths (women, 15+)	9700 [5800–17 000]	6900 [4100–12 000]	5600 [3300–10 000]
AIDS-related deaths (men, 15+)	6800 [4300–11 000]	4500 [2900–7500]	3900 [2500–6500]
People living with HIV			
People living with HIV (all ages)	670 000 [510 000–860 000]	670 000 [510 000–860 000]	670 000 [510 000–860 000]
People living with HIV (0–14)	89 000 [56 000–130 000]	59 000 [38 000–89 000]	44 000 [28 000–66 000]
People living with HIV (women, 15+)	360 000 [280 000–460 000]	380 000 [290 000–490 000]	390 000 [300 000–500 000]
People living with HIV (men, 15+)	220 000 [170 000–270 000]	230 000 [180 000–290 000]	230 000 [180 000–300 000]
HIV prevalence (15–49)	1.4 [1–1.8]	1.1 [0.8–1.5]	0.9 [0.7–1.2]

EPIDEMIC TRANSITION METRICS



* The incidence:mortality ratio is not published if the country has not achieved antiretroviral therapy coverage of 81% or higher (the testing and treatment target for 2020).

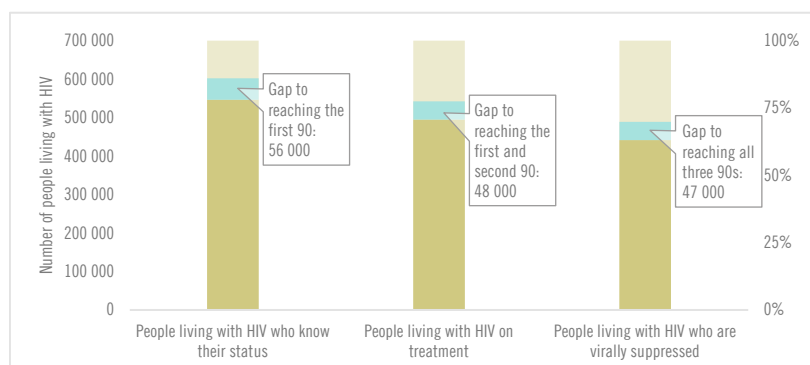
EXPENDITURES

	Financing sources					Total
	Domestic private	Domestic public	International: PEPFAR	International: Global Fund	International: all others	
Last available report: 2019	US\$ 1 466 640	US\$ 7 718 534	US\$ 92 697 314	US\$ 76 039 344	US\$ 2 425 235	US\$ 188 670 046

Note: Global AIDS Monitoring report was not available at the time of publication.

COUNTRY DATA

HIV TESTING AND TREATMENT CASCADE



All ages	82% [63–100%]	74% [57–95%] 494 571	66% [51–85%]
Children (0–14)	48% [30–72%]	48% [30–72%] 21 310	35% [22–53%]
Women (15+)	83% [64–100%]	75% [58–96%] 293 864	68% [52–86%]
Men (15+)	85% [66–100%]	77% [60–97%] 179 397	69% [54–87%]

ELIMINATION OF MOTHER-TO-CHILD TRANSMISSION

	2010	2019
Percentage of pregnant women living with HIV accessing antiretroviral medicines	26% [18–34%]	74% [52–99%]
Final vertical transmission rate including during breastfeeding	30% [21–42%]	17% [12–23%]
Early infant diagnosis	48.5% [36.3–69.7%]	...% [...–...%]

EPIDEMIC ESTIMATES

	2010	2015	2019
New HIV infections			
New HIV infections (all ages)	75 000 [48 000–120 000]	54 000 [35 000–83 000]	42 000 [27 000–65 000]
New HIV infections (0–14)	18 000 [11 000–30 000]	9 200 [5 500–15 000]	6 800 [4 100–11 000]
New HIV infections (women, 15+)	35 000 [22 000–54 000]	28 000 [18 000–43 000]	22 000 [14 000–33 000]
New HIV infections (men, 15+)	21 000 [13 000–35 000]	17 000 [11 000–27 000]	13 000 [8 300–21 000]
HIV incidence per 1000 population	2.08 [1.34–3.24]	1.31 [0.85–2.05]	0.92 [0.6–1.44]
AIDS-related deaths			
AIDS-related deaths (all ages)	51 000 [38 000–74 000]	33 000 [24 000–48 000]	21 000 [16 000–31 000]
AIDS-related deaths (0–14)	16 000 [8 300–26 000]	8 400 [4 500–14 000]	4 300 [2 300–7 300]
AIDS-related deaths (women, 15+)	22 000 [17 000–32 000]	11 000 [8 400–16 000]	7 300 [5 500–11 000]
AIDS-related deaths (men, 15+)	13 000 [9 600–20 000]	13 000 [9 700–20 000]	9 400 [6 800–14 000]
People living with HIV			
People living with HIV (all ages)	1 400 000 [1 200 000–1 600 000]	1 500 000 [1 300 000–1 700 000]	1 500 000 [1 300 000–1 700 000]
People living with HIV (0–14)	200 000 [160 000–260 000]	150 000 [110 000–190 000]	110 000 [85 000–140 000]
People living with HIV (women, 15+)	750 000 [660 000–870 000]	830 000 [730 000–960 000]	880 000 [770 000–1 000 000]
People living with HIV (men, 15+)	460 000 [400 000–540 000]	490 000 [430 000–580 000]	510 000 [450 000–600 000]
HIV prevalence (15–49)	5.7 [5–6.5]	5.1 [4.5–5.9]	4.5 [4–5.2]

LAWS AND POLICIES

Laws criminalizing the transmission of, non-disclosure of or exposure to HIV transmission	Yes
Criminalization of sex work among consenting adults	Any criminalization or punitive regulation of sex work
Criminalization of same-sex sexual acts	Yes, imprisonment (up to 14 years)
Drug use or possession for personal use is an offence	Possession of drugs for personal use or drug use and/or consumption are specified as criminal offences
Criminalization of transgender people	Neither criminalized nor prosecuted
Laws or policies restricting the entry, stay and residence of people living with HIV	No
Parental consent for adolescents to access HIV testing	Yes, for adolescents younger than 18 years
Spousal consent for married women to access sexual and reproductive health services	No
Mandatory HIV testing for marriage, work or residence permits or for certain groups	No

STIGMA AND DISCRIMINATION

Percentage of women and men aged 15–49 years who report discriminatory attitudes towards people living with HIV	2009	2014
(2014 refers to women only)	27.9	11.9

Percentage of people living with HIV denied health services because of their HIV status in the last 12 months

Percentage of people living with HIV who reported a health-care professional told others about their HIV status without their consent

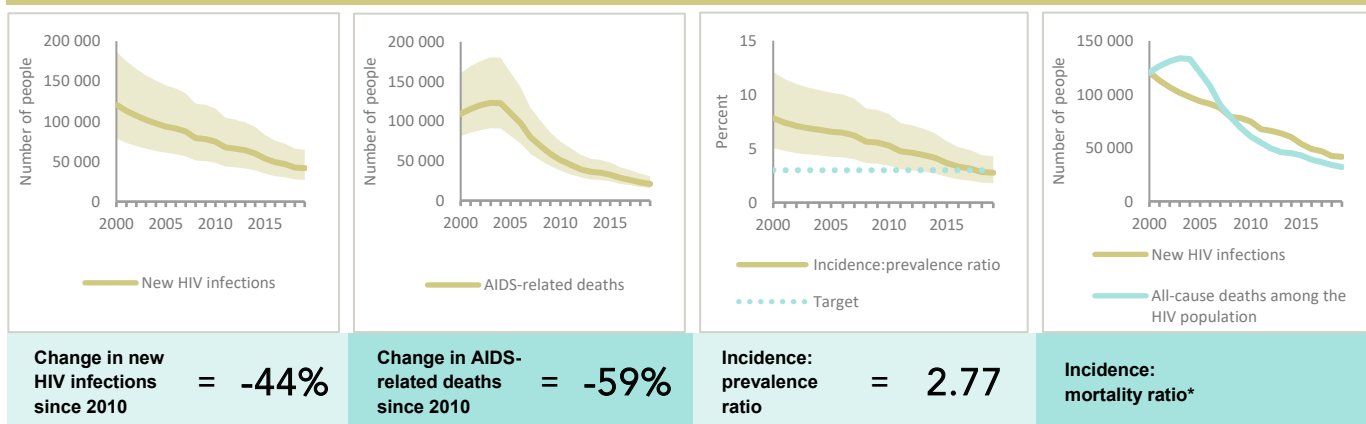
VIOLENCE

Proportion of ever-married or partnered women aged 15–49 years who experienced physical or sexual violence from a male intimate partner in the past 12 months	2009	2014
	31.7	25.4

EXPENDITURES

	Financing sources					Total
	Domestic private	Domestic public	International: PEPFAR	International: Global Fund	International: all others	
Last available report: 2019	US\$ 29 426 937	US\$ 175 262 884	US\$ 205 069 451	US\$ 342 374 984	US\$ 0	US\$ 754 585 322

EPIDEMIC TRANSITION METRICS



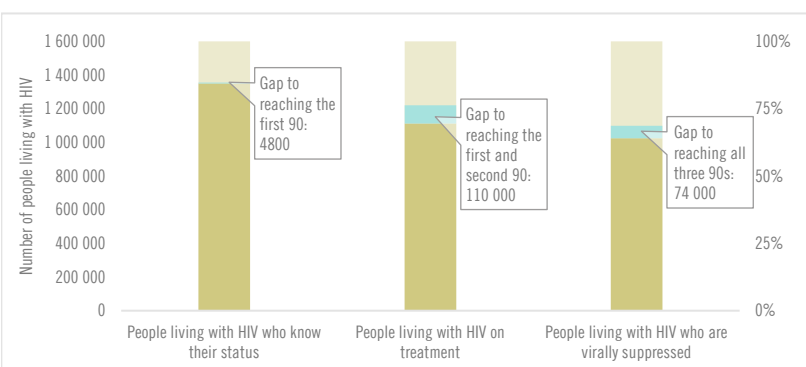
* The incidence:mortality ratio is not published if the country has not achieved antiretroviral therapy coverage of 81% or higher (the testing and treatment target for 2020).

KEY POPULATIONS

	Sex workers	Men who have sex with men	People who inject drugs	Transgender people	Prisoners
Estimated size of population
HIV prevalence
HIV testing and status awareness	95.5%**	...	94.0%**
Antiretroviral therapy coverage	73.0%	62.8%	67.6%
Condom use	92.0%	...	75.9%
Coverage of HIV prevention programmes
Avoidance of health care because of stigma and discrimination
Expenditures in US\$ (2019)	6 921 190	2 382 601	3 240 358

** Programme data—not representative; includes people with negative results.

HIV TESTING AND TREATMENT CASCADE



	90% [79–100%]	74% [65–86%] 1 112 254	68% [60–79%]
All ages			
Children (0–14)	63% [48–79%]	63% [48–79%] 70 090	51% [39–64%]
Women (15+)	94% [82–100%]	80% [70–93%] 710 993	74% [65–86%]
Men (15+)	88% [77–100%]	65% [57–76%] 331 171	61% [53–71%]

ELIMINATION OF MOTHER-TO-CHILD TRANSMISSION

	2010	2019
Percentage of pregnant women living with HIV accessing antiretroviral medicines	49% [38–59%]	94% [73–100%]
Final vertical transmission rate including during breastfeeding	22% [16–30%]	11% [8–15%]
Early infant diagnosis	65.8% [54.4–85.2%]	68.8% [56.9–89.0%]

HIV COMORBIDITIES

Estimated number of incident tuberculosis cases among people living with HIV (2018)	40 000 [25 000–60 000]
People living with HIV who started TB preventive therapy (2018)	...
Cervical cancer screening of women living with HIV	...
People coinfecting with HIV and hepatitis C virus starting hepatitis C treatment	...

HIV PREVENTION

Adults aged 15+ years with unsuppressed viral load	1.5%
Knowledge of HIV prevention among young people aged 15–24 years (2014)	
— Women	56.6%
— Men	63.7%
Condom use at last sex with a non-marital, non-cohabiting partner among people aged 15–49 years (2014)	
— Women	40%
— Men	44.5%
Women aged 15–49 years who have their demand for family planning satisfied by modern methods	...
Men aged 15–49 years who are circumcised (2014)	92.6%
Voluntary medical male circumcisions performed according to national standards (2019)	191 863
People who received PrEP at least once during the reporting period (2019)	54 498
Harm reduction	
— Use of sterile injecting equipment at last injection (2017)	88.4%
— Needles and syringes distributed per person who injects (2018)	137
— Coverage of opioid substitution therapy (2018)	26.4%
— Naloxone available (2019)	No
— Safe injection rooms available (2019)	Yes

LESOTHO

COUNTRY DATA

EPIDEMIC ESTIMATES

	2010	2015	2019
New HIV infections			
New HIV infections (all ages)	20 000 [17 000–22 000]	13 000 [12 000–15 000]	11 000 [9400–13 000]
New HIV infections (0–14)	2500 [1900–2900]	1000 [620–1400]	790 [<500–1100]
New HIV infections (women, 15+)	9800 [8300–11 000]	6900 [5800–7900]	5600 [4600–6800]
New HIV infections (men, 15+)	7400 [6300–8800]	5400 [4600–6400]	4500 [3600–5500]
HIV incidence per 1000 population	12.29 [10.8–13.62]	8.13 [7–9.3]	6.43 [5.44–7.66]
AIDS-related deaths			
AIDS-related deaths (all ages)	7800 [6100–11 000]	5200 [4200–6800]	4800 [3800–6500]
AIDS-related deaths (0–14)	1600 [1200–1900]	1000 [720–1300]	530 [<500–710]
AIDS-related deaths (women, 15+)	3200 [2400–4400]	2100 [1600–2800]	2000 [1500–2700]
AIDS-related deaths (men, 15+)	3100 [2400–4800]	2000 [1700–3000]	2300 [1800–3200]
People living with HIV			
People living with HIV (all ages)	310 000 [290 000–330 000]	330 000 [320 000–360 000]	340 000 [320 000–360 000]
People living with HIV (0–14)	21 000 [18 000–23 000]	16 000 [13 000–18 000]	12 000 [9000–14 000]
People living with HIV (women, 15+)	170 000 [160 000–180 000]	190 000 [180 000–200 000]	190 000 [180 000–200 000]
People living with HIV (men, 15+)	120 000 [110 000–130 000]	130 000 [120 000–150 000]	130 000 [120 000–150 000]
HIV prevalence (15–49)	24.2 [23.1–25.1]	24.5 [22.6–25.4]	22.8 [20.3–24]

LAWS AND POLICIES

Laws criminalizing the transmission of, non-disclosure of or exposure to HIV transmission	Yes
Criminalization of sex work among consenting adults	Any criminalization or punitive regulation of sex work
Criminalization of same-sex sexual acts	No specific legislation
Drug use or possession for personal use is an offence	Possession of drugs for personal use or drug use or consumption are specified as a criminal offence
Criminalization of transgender people	Neither criminalized nor prosecuted
Laws or policies restricting the entry, stay and residence of people living with HIV	No
Parental consent for adolescents to access HIV testing	Yes, for adolescents younger than 14 years
Spousal consent for married women to access sexual and reproductive health services	No
Mandatory HIV testing for marriage, work or residence permits or for certain groups	No

STIGMA AND DISCRIMINATION

Percentage of women and men aged 15–49 years who report discriminatory attitudes towards people living with HIV (2014 refers to women only)	2009	2014
	22.8	13.9
Percentage of people living with HIV denied health services because of their HIV status in the last 12 months		2013
		4
Percentage of people living with HIV who reported a health-care professional told others about their HIV status without their consent		2013
		3.7

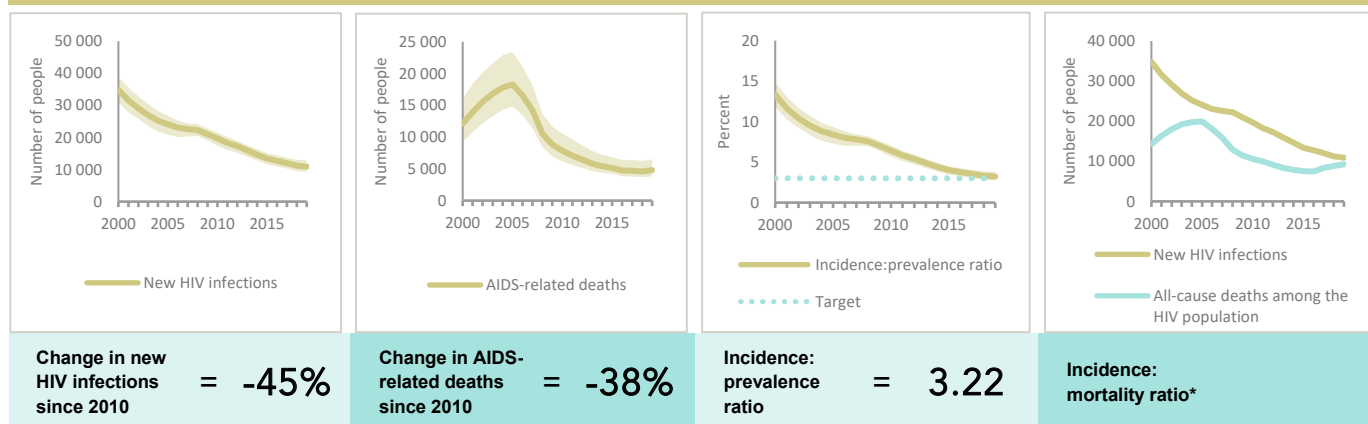
VIOLENCE

Proportion of ever-married or partnered women aged 15–49 years who experienced physical or sexual violence from a male intimate partner in the past 12 months

EXPENDITURES

	Financing sources					Total
	Domestic private	Domestic public	International: PEPFAR	International: Global Fund	International: all others	
Last available report: 2017	US\$ 0	US\$ 20 847 761	US\$ 62 306 071	US\$ 24 636 737	US\$ 144 355	US\$ 110 299 410

EPIDEMIC TRANSITION METRICS

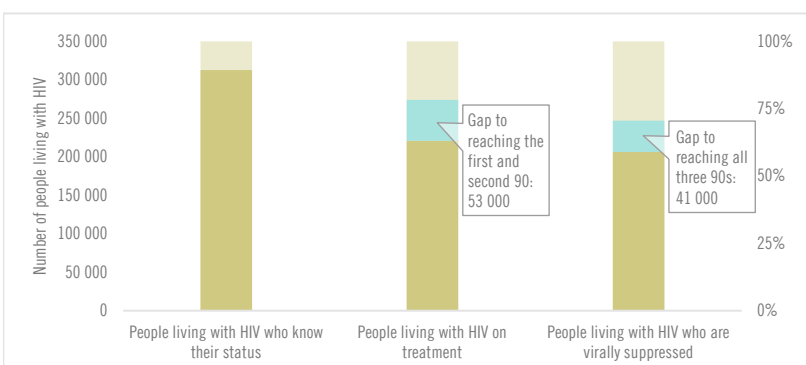


* The incidence:mortality ratio is not published if the country has not achieved antiretroviral therapy coverage of 81% or higher (the testing and treatment target for 2020).

KEY POPULATIONS

	Sex workers	Men who have sex with men	People who inject drugs	Transgender people	Prisoners
Estimated size of population
HIV prevalence	31.4%
HIV testing and status awareness	63.8%	82.2%
Antiretroviral therapy coverage	80.1%
Condom use	62.3%	46.4%
Coverage of HIV prevention programmes
Avoidance of health care because of stigma and discrimination	8.0%	8.0%
Expenditures in US\$ (2017)	260 343	188 263

HIV TESTING AND TREATMENT CASCADE



	93% [87–99%]	65% [61–70%] 220 828	61% [57–65%]
All ages			
Children (0–14)	71% [54–82%]	71% [54–82%] 8 292	60% [46–70%]
Women (15+)	95% [88–100%]	71% [66–75%] 135 458	66% [61–70%]
Men (15+)	92% [85–100%]	57% [53–63%] 77 078	54% [50–59%]

ELIMINATION OF MOTHER-TO-CHILD TRANSMISSION

	2010	2019
Percentage of pregnant women living with HIV accessing antiretroviral medicines	64% [53–74%]	84% [65–98%]
Final vertical transmission rate including during breastfeeding	20% [18–21%]	9% [6–11%]
Early infant diagnosis	87.1% [75.5– >95%]	73.4% [63.1–94.6%]

HIV COMORBIDITIES

Estimated number of incident tuberculosis cases among people living with HIV (2018)	8400 [5400 –12 000]
People living with HIV who started TB preventive therapy (2018)	33%
Cervical cancer screening of women living with HIV	...
People coinfectd with HIV and hepatitis C virus starting hepatitis C treatment	...

HIV PREVENTION

Adults aged 15+ years with unsuppressed viral load	9%
Knowledge of HIV prevention among young people aged 15–24 years (2014)	
— Women	37.6%
— Men	30.9%

Condom use at last sex with a non-marital, non-cohabiting partner among people aged 15–49 years (2014)	
— Women	76%
— Men	76.6%

Women aged 15–49 years who have their demand for family planning satisfied by modern methods	...
--	-----

Men aged 15–49 years who are circumcised (2019)	68.5%
---	-------

Voluntary medical male circumcisions performed according to national standards (2019)	34 144
---	--------

People who received PrEP at least once during the reporting period (2019)	35 478
---	--------

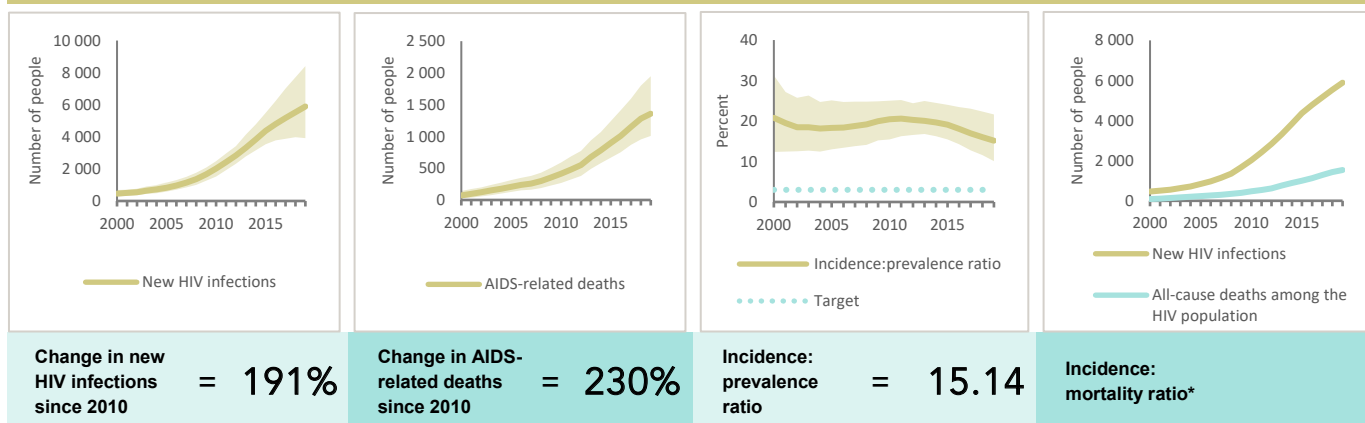
Harm reduction	
— Use of sterile injecting equipment at last injection	...
— Needles and syringes distributed per person who injects	...
— Coverage of opioid substitution therapy	...
— Naloxone available (2019)	No
— Safe injection rooms available (2019)	No

MADAGASCAR

EPIDEMIC ESTIMATES

	2010	2015	2019
New HIV infections			
New HIV infections (all ages)	2000 [1500–2500]	4400 [3500–5500]	5900 [3900–8400]
New HIV infections (0–14)	<200 [<200– <500]	<500 [<500– <500]	<500 [<500– <500]
New HIV infections (women, 15+)	850 [640–1100]	1800 [1500–2300]	2500 [1600–3500]
New HIV infections (men, 15+)	1000 [740–1300]	2200 [1800–2800]	2900 [1900–4200]
HIV incidence per 1000 population	0.1 [0.07–0.12]	0.19 [0.15–0.23]	0.23 [0.15–0.32]
AIDS-related deaths			
AIDS-related deaths (all ages)	<500 [<500–590]	900 [670–1200]	1400 [1000–1900]
AIDS-related deaths (0–14)	<100 [<100– <200]	<200 [<200– <500]	<500 [<500– <500]
AIDS-related deaths (women, 15+)	<200 [<100– <200]	<500 [<500– <500]	<500 [<500–650]
AIDS-related deaths (men, 15+)	<200 [<200– <500]	<500 [<500–560]	630 [<500–900]
People living with HIV			
People living with HIV (all ages)	9900 [7600–13 000]	23 000 [19 000–28 000]	39 000 [32 000–49 000]
People living with HIV (0–14)	500 [<500–660]	1100 [870–1300]	1700 [1400–2200]
People living with HIV (women, 15+)	4300 [3400–5600]	10 000 [8400–12 000]	17 000 [14 000–22 000]
People living with HIV (men, 15+)	5100 [3800–6600]	12 000 [9700–14 000]	20 000 [16 000–26 000]
HIV prevalence (15–49)	<0.1 [<0.1–0.1]	0.2 [0.1–0.2]	0.3 [0.2–0.3]

EPIDEMIC TRANSITION METRICS



* The incidence:mortality ratio is not published if the country has not achieved antiretroviral therapy coverage of 81% or higher (the testing and treatment target for 2020).

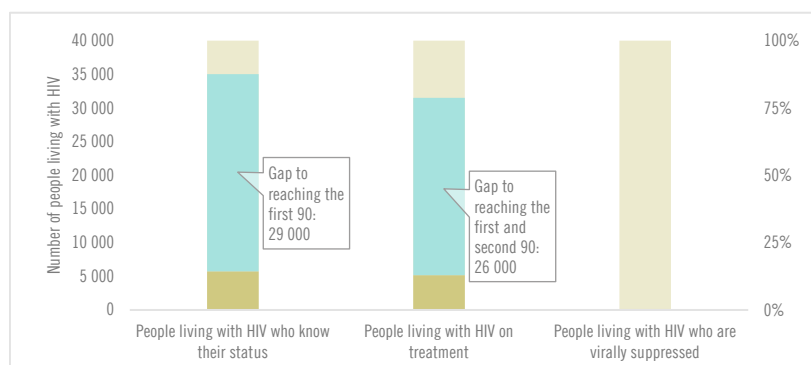
EXPENDITURES

	Financing sources					Total
	Domestic private	Domestic public	International: PEPFAR	International: Global Fund	International: all others	
Last available report: 2018	US\$ 1008	US\$ 146 677	US\$ 0	US\$ 0	US\$ 0	US\$ 147 685

Note: Global AIDS Monitoring report was not available at the time of publication.

COUNTRY DATA

HIV TESTING AND TREATMENT CASCADE



	15% [12–19%]	13% [11–17%] 5 166	...% [...–...%]
All ages			
Children (0–14)	9% [8–12%]	9% [7–11%] 151	...% [...–...%]
Women (15+)	18% [14–22%]	15% [13–20%] 2 685	...% [...–...%]
Men (15+)	13% [10–16%]	12% [9–15%] 2 330	...% [...–...%]

ELIMINATION OF MOTHER-TO-CHILD TRANSMISSION

	2010	2019
Percentage of pregnant women living with HIV accessing antiretroviral medicines	4% [3–6%]	24% [20–32%]
Final vertical transmission rate including during breastfeeding	43% [40–47%]	35% [32–39%]
Early infant diagnosis	...% [...–...%]	...% [...–...%]

MALAWI

COUNTRY DATA

EPIDEMIC ESTIMATES

	2010	2015	2019
New HIV infections			
New HIV infections (all ages)	56 000 [52 000–60 000]	42 000 [38 000–46 000]	33 000 [28 000–38 000]
New HIV infections (0–14)	15 000 [11 000–17 000]	5200 [3100–7300]	2500 [2000–4100]
New HIV infections (women, 15+)	23 000 [21 000–26 000]	21 000 [18 000–23 000]	17 000 [14 000–20 000]
New HIV infections (men, 15+)	18 000 [16 000–21 000]	16 000 [14 000–19 000]	13 000 [11 000–16 000]
HIV incidence per 1000 population	4.25 [3.94–4.62]	2.77 [2.5–3.05]	1.94 [1.62–2.25]
AIDS-related deaths			
AIDS-related deaths (all ages)	32 000 [28 000–36 000]	15 000 [12 000–18 000]	13 000 [11 000–15 000]
AIDS-related deaths (0–14)	11 000 [8400–13 000]	4100 [2700–5400]	1900 [1400–2600]
AIDS-related deaths (women, 15+)	11 000 [8700–12 000]	4900 [3900–6200]	5400 [4500–6700]
AIDS-related deaths (men, 15+)	10 000 [8500–12 000]	6000 [4700–7500]	5600 [4600–6700]
People living with HIV			
People living with HIV (all ages)	910 000 [800 000–1 000 000]	1 000 000 [890 000–1 100 000]	1 100 000 [960 000–1 100 000]
People living with HIV (0–14)	120 000 [99 000–130 000]	91 000 [71 000–110 000]	65 000 [50 000–78 000]
People living with HIV (women, 15+)	470 000 [410 000–510 000]	540 000 [490 000–580 000]	600 000 [540 000–630 000]
People living with HIV (men, 15+)	320 000 [280 000–360 000]	370 000 [320 000–400 000]	400 000 [360 000–430 000]
HIV prevalence (15–49)	10.6 [9.1–11.5]	9.9 [8.5–10.6]	8.9 [7.6–9.6]

LAWS AND POLICIES

Laws criminalizing the transmission of, non-disclosure of or exposure to HIV transmission	No, but prosecutions exist based on general criminal laws
Criminalization of sex work among consenting adults	Any criminalization or punitive regulation of sex work
Criminalization of same-sex sexual acts	Yes, imprisonment (14 years - life)
Drug use or possession for personal use is an offence	Possession of drugs for personal use or drug use and/or consumption are specified as criminal offences
Criminalization of transgender people	Criminalized and/or prosecuted
Laws or policies restricting the entry, stay and residence of people living with HIV	No
Parental consent for adolescents to access HIV testing	Yes, for adolescents younger than 14 years
Spousal consent for married women to access sexual and reproductive health services	No
Mandatory HIV testing for marriage, work or residence permits or for certain groups	Yes

STIGMA AND DISCRIMINATION

Percentage of women and men aged 15–49 years who report discriminatory attitudes towards people living with HIV (2016 refers to women only)	2010	2016
	16.5	17.6

Percentage of people living with HIV denied health services because of their HIV status in the last 12 months	2016
	1.7

Percentage of people living with HIV who reported a health-care professional told others about their HIV status without their consent	2016
	6.1

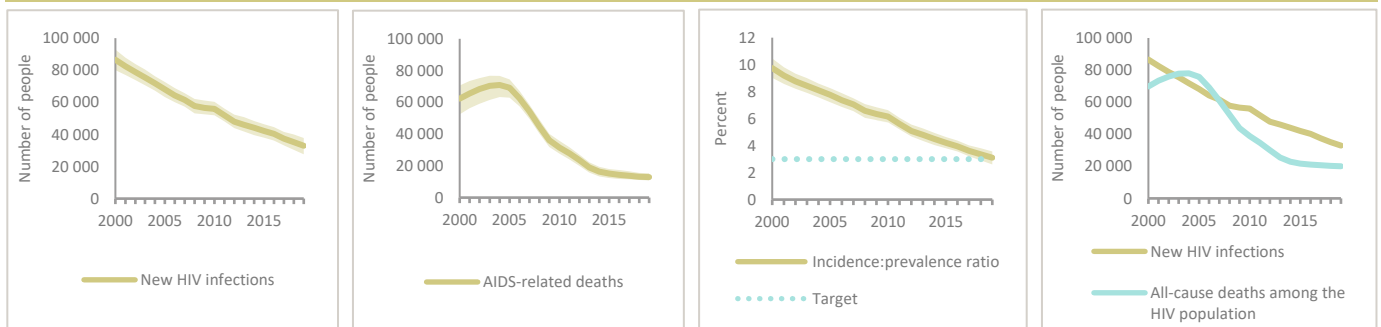
VIOLENCE

Proportion of ever-married or partnered women aged 15–49 years who experienced physical or sexual violence from a male intimate partner in the past 12 months	2010	2016
	22.1	24.3

EXPENDITURES

	Financing sources					Total
	Domestic private	Domestic public	International: PEPFAR	International: Global Fund	International: all others	
Last available report: 2019	US\$ 0	US\$ 4 619 000	US\$ 130 514 001	US\$ 121 484 000	US\$ 58 000	US\$ 258 614 001

EPIDEMIC TRANSITION METRICS



Change in new HIV infections since 2010 = -41% **Change in AIDS-related deaths since 2010 = -59%** **Incidence:prevalence ratio = 3.10** **Incidence:mortality ratio***

* The incidence:mortality ratio is not published if the country has not achieved antiretroviral therapy coverage of 81% or higher (the testing and treatment target for 2020).

KEY POPULATIONS

	Sex workers	Men who have sex with men	People who inject drugs	Transgender people	Prisoners
Estimated size of population	14 000
HIV prevalence	55.0%	6.8%	19.0%
HIV testing and status awareness	72.4%	73.0%**	...	80.8%**	...
Antiretroviral therapy coverage	80.8%	85.5%	...	91.5%	100%
Condom use	65.0%	44.0%
Coverage of HIV prevention programmes	68.0%	65.0%
Avoidance of health care because of stigma and discrimination
Expenditures in US\$ (2017)	1 351 953	875 449

** Programme data—not representative; includes people with negative results.

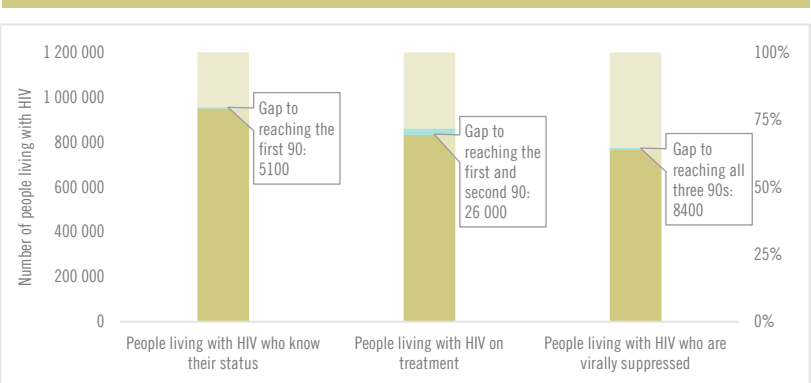
HIV COMORBIDITIES

Estimated number of incident tuberculosis cases among people living with HIV (2018)	16 000 [9900 -23 000]
People living with HIV who started TB preventive therapy (2018)	...
Cervical cancer screening of women living with HIV (survey data) (2016)	18.7%
People coinfectd with HIV and hepatitis C virus starting hepatitis C treatment	...

HIV PREVENTION

Adults aged 15+ years with unsuppressed viral load	2.5%
Knowledge of HIV prevention among young people aged 15–24 years (2016)	<ul style="list-style-type: none"> — Women 41.1% — Men 44.3%
Condom use at last sex with a non-marital, non-cohabiting partner among people aged 15–49 years (2016)	<ul style="list-style-type: none"> — Women 49.9% — Men 76.3%
Women aged 15–49 years who have their demand for family planning satisfied by modern methods (2016)	73.9%
Men aged 15–49 years who are circumcised (2016)	27.8%
Voluntary medical male circumcisions performed according to national standards (2019)	114 465
People who received PrEP at least once during the reporting period (2019)	459
Harm reduction	<ul style="list-style-type: none"> — Use of sterile injecting equipment at last injection ... — Needles and syringes distributed per person who injects ... — Coverage of opioid substitution therapy ... — Naloxone available (2019) No — Safe injection rooms available (2019) No

HIV TESTING AND TREATMENT CASCADE



	90% [81–95%]	79% [71–84%] 832 908	72% [65–77%]
All ages			
Children (0–14)	74% [57–90%]	74% [57–90%] 47 960	48% [37–58%]
Women (15+)	94% [85–100%]	87% [78–92%] 517 944	81% [74–87%]
Men (15+)	86% [77–92%]	67% [60–72%] 267 004	62% [56–67%]

ELIMINATION OF MOTHER-TO-CHILD TRANSMISSION

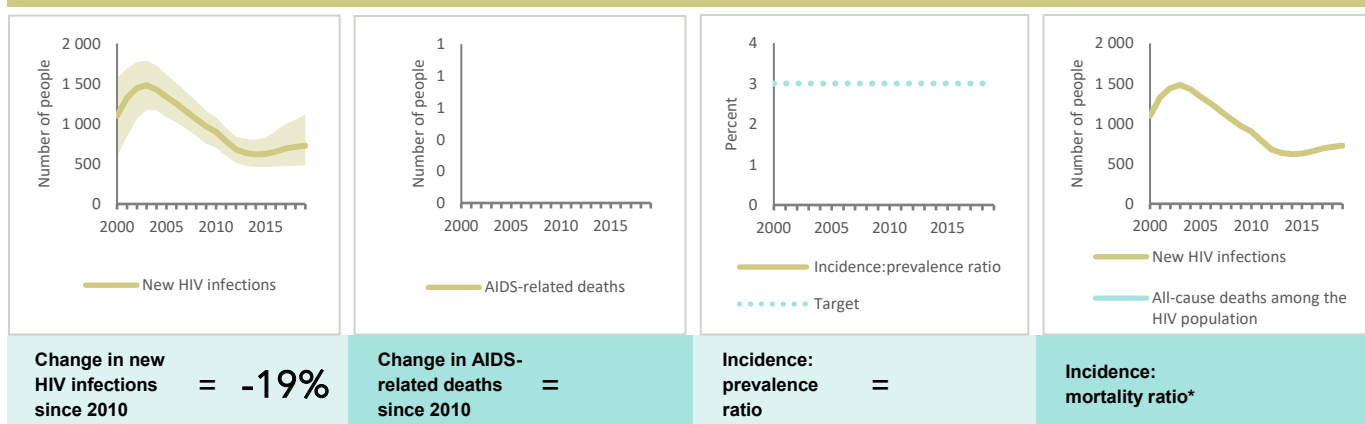
	2010	2019
Percentage of pregnant women living with HIV accessing antiretroviral medicines	27% [21–31%]	100% [77–100%]
Final vertical transmission rate including during breastfeeding	28% [26–29%]	6% [5–8%]
Early infant diagnosis	...% [...–...%]	76.2% [65.6– >95%]

MAURITIUS

EPIDEMIC ESTIMATES

	2010	2015	2019
New HIV infections			
New HIV infections (all ages)	900 [700–1100]	620 [<500–830]	730 [<500–1100]
New HIV infections (0–14)	<100 [<100– <100]	<100 [<100– <100]	<100 [<100– <100]
New HIV infections (women, 15+)	<500 [<500– <500]	<200 [<200– <500]	<500 [<200– <500]
New HIV infections (men, 15+)	620 [<500–780]	<500 [<500–600]	500 [<500–780]
HIV incidence per 1000 population	0.72 [0.56–0.86]	0.49 [0.36–0.65]	0.57 [0.38–0.87]
AIDS-related deaths			
AIDS-related deaths (all ages)	... [...–...]	... [...–...]	... [...–...]
AIDS-related deaths (0–14)	... [...–...]	... [...–...]	... [...–...]
AIDS-related deaths (women, 15+)	... [...–...]	... [...–...]	... [...–...]
AIDS-related deaths (men, 15+)	... [...–...]	... [...–...]	... [...–...]
People living with HIV			
People living with HIV (all ages)	11 000 [9900–12 000]	11 000 [9900–13 000]	11 000 [9700–13 000]
People living with HIV (0–14)	<200 [<100– <200]	<100 [<100– <200]	<100 [<100– <100]
People living with HIV (women, 15+)	3400 [3000–3800]	3300 [2900–3700]	3400 [3000–4100]
People living with HIV (men, 15+)	7500 [6600–8800]	7700 [6700–8800]	7800 [6500–9400]
HIV prevalence (15–49)	1.3 [1.2–1.4]	1.3 [1.2–1.4]	1.2 [1.1–1.4]

EPIDEMIC TRANSITION METRICS



* The incidence:mortality ratio is not published if the country has not achieved antiretroviral therapy coverage of 81% or higher (the testing and treatment target for 2020).

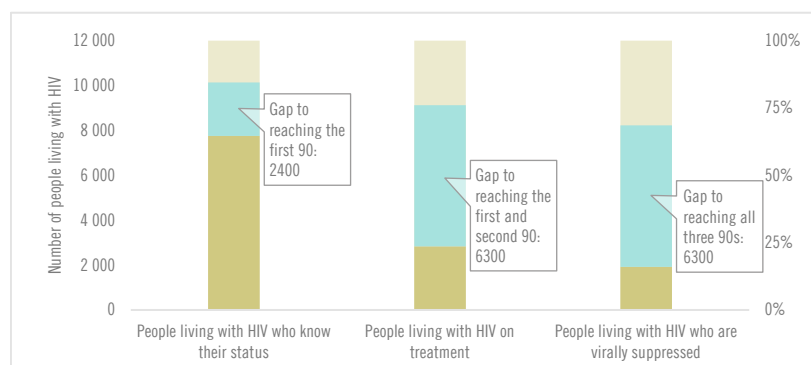
EXPENDITURES

	Financing sources					Total
	Domestic private	Domestic public	International: PEPFAR	International: Global Fund	International: all others	
Last available report: 2018	...	US\$ 5 628 025	...	US\$ 1 921 622	...	US\$ 7 549 647

Note: Global AIDS Monitoring report was not available at the time of publication.

COUNTRY DATA

HIV TESTING AND TREATMENT CASCADE



All ages	69% [59–80%]	25% [22–29%] 2 837	17% [15–20%]
Children (0–14)	68% [60–76%]	68% [60–76%] 51	49% [43–55%]
Women (15+)	59% [52–71%]	25% [22–30%] 852	17% [15–20%]
Men (15+)	73% [61–88%]	25% [21–30%] 1 934	17% [14–20%]

ELIMINATION OF MOTHER-TO-CHILD TRANSMISSION

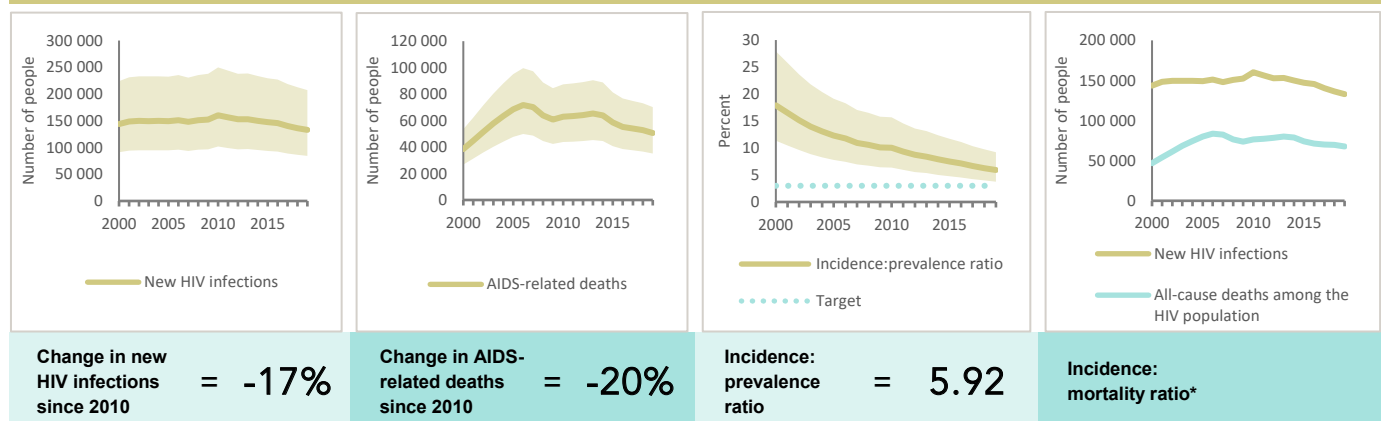
	2010	2019
Percentage of pregnant women living with HIV accessing antiretroviral medicines	80% [70–92%]	100% [100–100%]
Final vertical transmission rate including during breastfeeding	18% [15–20%]	13% [12–14%]
Early infant diagnosis	...% [...–...%]	...% [...–...%]

MOZAMBIQUE

EPIDEMIC ESTIMATES

	2010	2015	2019
New HIV infections			
New HIV infections (all ages)	160 000 [100 000–250 000]	150 000 [93 000–230 000]	130 000 [84 000–210 000]
New HIV infections (0–14)	30 000 [19 000–52 000]	17 000 [11 000–30 000]	15 000 [9 300–26 000]
New HIV infections (women, 15+)	78 000 [49 000–120 000]	76 000 [48 000–120 000]	69 000 [43 000–100 000]
New HIV infections (men, 15+)	53 000 [33 000–83 000]	54 000 [34 000–85 000]	49 000 [31 000–78 000]
HIV incidence per 1000 population	7.19 [4.45–11.41]	5.78 [3.58–9.17]	4.68 [2.9–7.42]
AIDS-related deaths			
AIDS-related deaths (all ages)	63 000 [44 000–87 000]	59 000 [41 000–81 000]	51 000 [35 000–70 000]
AIDS-related deaths (0–14)	17 000 [9 900–29 000]	10 000 [6 300–18 000]	8 200 [4 900–14 000]
AIDS-related deaths (women, 15+)	27 000 [19 000–39 000]	25 000 [17 000–36 000]	21 000 [14 000–29 000]
AIDS-related deaths (men, 15+)	19 000 [14 000–26 000]	23 000 [16 000–31 000]	22 000 [15 000–30 000]
People living with HIV			
People living with HIV (all ages)	1 600 000 [1 300 000–2 000 000]	2 000 000 [1 600 000–2 400 000]	2 200 000 [1 800 000–2 800 000]
People living with HIV (0–14)	160 000 [120 000–220 000]	160 000 [120 000–220 000]	150 000 [110 000–210 000]
People living with HIV (women, 15+)	880 000 [710 000–1 100 000]	1 100 000 [900 000–1 400 000]	1 300 000 [1 000 000–1 600 000]
People living with HIV (men, 15+)	550 000 [430 000–690 000]	690 000 [550 000–870 000]	800 000 [630 000–1 000 000]
HIV prevalence (15–49)	11.9 [9.4–14.9]	12.4 [9.9–15.6]	12.4 [9.8–15.6]

EPIDEMIC TRANSITION METRICS



* The incidence:mortality ratio is not published if the country has not achieved antiretroviral therapy coverage of 81% or higher (the testing and treatment target for 2020).

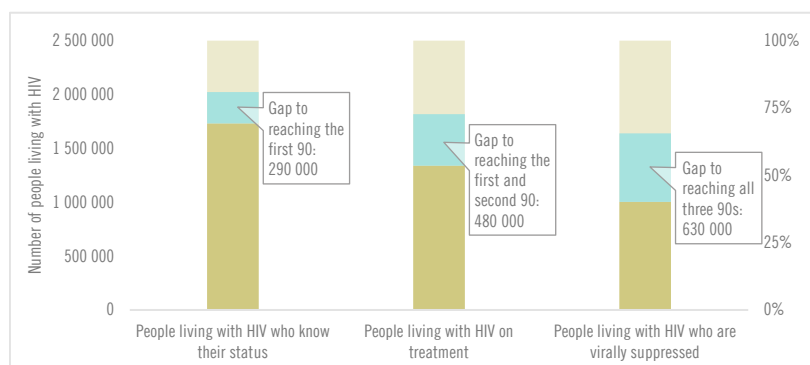
EXPENDITURES

	Financing sources					Total
	Domestic private	Domestic public	International: PEPFAR	International: Global Fund	International: all others	
Last available report: 2019	US\$ 627 343	US\$ 23 591 832	US\$ 370 271 108	US\$ 78 547 589	US\$ 13 797 988	US\$ 557 780 695

Note: Global AIDS Monitoring report was not available at the time of publication.

COUNTRY DATA

HIV TESTING AND TREATMENT CASCADE



All ages	77% [62–96%]	60% [48–74%] 1 338 100	45% [36–56%]
Children (0–14)	63% [47–87%]	63% [47–87%] 95 080	27% [20–37%]
Women (15+)	86% [69–100%]	67% [54–82%] 873 927	53% [43–64%]
Men (15+)	66% [52–83%]	46% [36–58%] 369 093	35% [28–44%]

ELIMINATION OF MOTHER-TO-CHILD TRANSMISSION

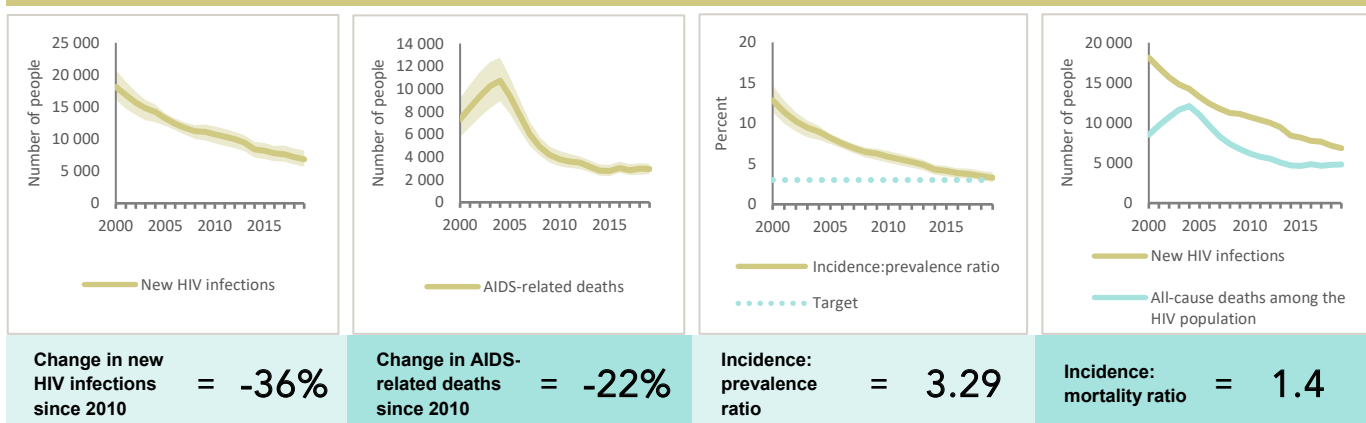
	2010	2019
Percentage of pregnant women living with HIV accessing antiretroviral medicines	24% [17–31%]	100% [74–100%]
Final vertical transmission rate including during breastfeeding	32% [25–41%]	14% [11–18%]
Early infant diagnosis	36.4% [27.2–51.0%]	70.8% [52.9– >95%]

NAMIBIA

EPIDEMIC ESTIMATES

	2010	2015	2019
New HIV infections			
New HIV infections (all ages)	11 000 [9300–12 000]	8200 [6900–9400]	6900 [5700–8200]
New HIV infections (0–14)	1600 [1100–2000]	630 [<500–900]	<500 [<500–690]
New HIV infections (women, 15+)	5600 [4600–6400]	4600 [3800–5300]	3900 [3200–4700]
New HIV infections (men, 15+)	3600 [2900–4300]	3000 [2400–3600]	2500 [2100–3100]
HIV incidence per 1000 population	5.7 [4.88–6.43]	4 [3.32–4.65]	3.1 [2.54–3.77]
AIDS-related deaths			
AIDS-related deaths (all ages)	3800 [3200–4500]	2800 [2300–3300]	3000 [2500–3400]
AIDS-related deaths (0–14)	950 [660–1200]	610 [<500–800]	<500 [<500–640]
AIDS-related deaths (women, 15+)	1700 [1400–2100]	1200 [990–1500]	1400 [1200–1700]
AIDS-related deaths (men, 15+)	1100 [920–1400]	920 [750–1100]	1100 [900–1300]
People living with HIV			
People living with HIV (all ages)	180 000 [170 000–190 000]	200 000 [190 000–210 000]	210 000 [190 000–220 000]
People living with HIV (0–14)	17 000 [14 000–18 000]	15 000 [12 000–16 000]	10 000 [8600–12 000]
People living with HIV (women, 15+)	100 000 [97 000–110 000]	120 000 [110 000–120 000]	130 000 [120 000–130 000]
People living with HIV (men, 15+)	61 000 [56 000–67 000]	68 000 [62 000–74 000]	72 000 [67 000–79 000]
HIV prevalence (15–49)	12.8 [11.9–13.6]	12.3 [11.3–13]	11.5 [10.4–12.4]

EPIDEMIC TRANSITION METRICS



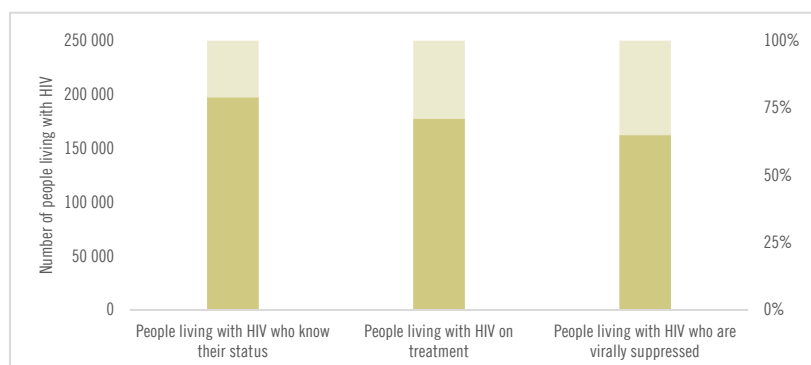
EXPENDITURES

	Financing sources					Total
	Domestic private	Domestic public	International: PEPFAR	International: Global Fund	International: all others	
Last available report: 2017	US\$ 74 920 120	US\$ 124 497 810	US\$ 61 448 180	US\$ 20 839 710	US\$ 1 122 120	US\$ 282 827 940

Note: Global AIDS Monitoring report was not available at the time of publication.

COUNTRY DATA

HIV TESTING AND TREATMENT CASCADE



All ages	95% [88–100%]	85% [79–91%] 177 174	78% [72–84%]
Children (0–14)	...% [...–...%]	97% [80–100%] 10 169	75% [62–86%]
Women (15+)	96% [90–100%]	89% [83–95%] 112 001	83% [77–89%]
Men (15+)	92% [85–100%]	76% [70–83%] 55 004	69% [64–76%]

ELIMINATION OF MOTHER-TO-CHILD TRANSMISSION

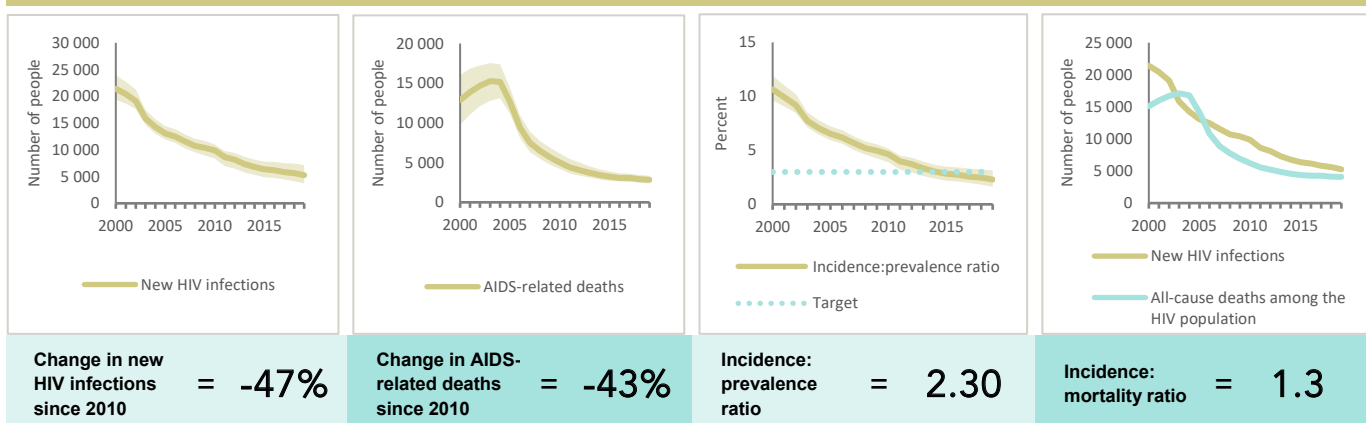
	2010	2019
Percentage of pregnant women living with HIV accessing antiretroviral medicines	65% [54–74%]	100% [94–100%]
Final vertical transmission rate including during breastfeeding	14% [12–15%]	4% [3–5%]
Early infant diagnosis	41.9% [36.8–50.6%]	>95% [89.7– >95%]

RWANDA

EPIDEMIC ESTIMATES

	2010	2015	2019
New HIV infections			
New HIV infections (all ages)	9900 [8300–11 000]	6400 [4900–7800]	5300 [3700–7100]
New HIV infections (0–14)	2500 [1700–3100]	690 [590–990]	500 [<500–850]
New HIV infections (women, 15+)	4300 [3400–4900]	3300 [2500–4100]	2800 [2000–3900]
New HIV infections (men, 15+)	3100 [2400–3800]	2300 [1800–3100]	2000 [1400–2700]
HIV incidence per 1000 population	1.04 [0.87–1.16]	0.58 [0.44–0.71]	0.44 [0.31–0.59]
AIDS-related deaths			
AIDS-related deaths (all ages)	5000 [4200–6100]	3200 [2700–3900]	2800 [2400–3300]
AIDS-related deaths (0–14)	1700 [1200–2000]	750 [570–1000]	<500 [<500–660]
AIDS-related deaths (women, 15+)	1700 [1300–2200]	1200 [990–1500]	1200 [1000–1500]
AIDS-related deaths (men, 15+)	1700 [1400–2200]	1300 [1000–1600]	1200 [950–1400]
People living with HIV			
People living with HIV (all ages)	210 000 [190 000–230 000]	220 000 [200 000–240 000]	230 000 [200 000–250 000]
People living with HIV (0–14)	27 000 [22 000–31 000]	20 000 [16 000–23 000]	14 000 [11 000–17 000]
People living with HIV (women, 15+)	110 000 [100 000–120 000]	120 000 [110 000–130 000]	130 000 [120 000–140 000]
People living with HIV (men, 15+)	73 000 [64 000–81 000]	80 000 [71 000–87 000]	84 000 [74 000–92 000]
HIV prevalence (15–49)	3.2 [2.8–3.6]	2.9 [2.5–3.2]	2.6 [2.2–2.9]

EPIDEMIC TRANSITION METRICS



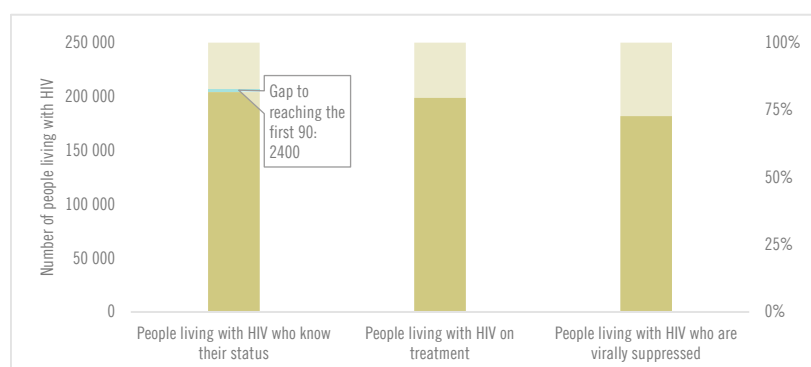
EXPENDITURES

	Financing sources					Total
	Domestic private	Domestic public	International: PEPFAR	International: Global Fund	International: all others	
Last available report: 2015	...	US\$ 19 877 495	US\$ 97 029 539	US\$ 95 605 601	US\$ 5 077 320	US\$ 217 589 955

Note: Global AIDS Monitoring report was not available at the time of publication.

COUNTRY DATA

HIV TESTING AND TREATMENT CASCADE



All ages	89% [79–97%]	87% [77–95%] 198 657	79% [71–87%]
Children (0–14)	50% [39–62%]	50% [39–62%] 6 914	40% [31–49%]
Women (15+)	93% [84–100%]	91% [83–100%] 120 542	84% [76–92%]
Men (15+)	89% [79–98%]	85% [76–93%] 71 201	78% [69–86%]

ELIMINATION OF MOTHER-TO-CHILD TRANSMISSION

	2010	2019
Percentage of pregnant women living with HIV accessing antiretroviral medicines	61% [48–72%]	99% [79–100%]
Final vertical transmission rate including during breastfeeding	22% [19–24%]	6% [5–9%]
Early infant diagnosis	64.2% [54.7–82.2%]	86.6% [74.8– >95%]

SEYCHELLES

KEY POPULATIONS

	Sex workers	Men who have sex with men	People who inject drugs	Transgender people	Prisoners
Estimated size of population	400
HIV prevalence	4.6%	...	23.0%	...	9.9%
HIV testing and status awareness	98.1%	...	3.8%**
Antiretroviral therapy coverage	42.0%
Condom use	16.0%	...	44.1%
Coverage of HIV prevention programmes	75.4%
Avoidance of health care because of stigma and discrimination
Expenditures in US\$ (2019)	63 508	...	1353

** Programme data—not representative; includes people with negative results.

HIV TESTING AND TREATMENT CASCADE



	People living with HIV who know their status	People living with HIV on treatment	People living with HIV who are virally suppressed
All ages	...% [...-...%]% [...-...%]% [...-...%] ...
Children (0–14)	...% [...-...%]% [...-...%]% [...-...%] ...
Women (15+)	...% [...-...%]% [...-...%]% [...-...%] ...
Men (15+)	...% [...-...%]% [...-...%]% [...-...%] ...

HIV COMORBIDITIES

Estimated number of incident tuberculosis cases among people living with HIV (2018)	1 [0–5]
People living with HIV who started TB preventive therapy (2018)	...
Cervical cancer screening of women living with HIV (2019)	100%
People coinfecting with HIV and hepatitis C virus starting hepatitis C treatment (2019)	10%

HIV PREVENTION

Adults aged 15+ years with unsuppressed viral load	...
Knowledge of HIV prevention among young people aged 15–24 years	
— Women	...
— Men	...
Condom use at last sex with a non-marital, non-cohabiting partner among people aged 15–49 years	
— Women	...
— Men	...
Women aged 15–49 years who have their demand for family planning satisfied by modern methods	...
Men aged 15–49 years who are circumcised	Not applicable
Voluntary medical male circumcisions performed according to national standards	Not applicable
People who received PrEP at least once during the reporting period (2019)	26
Harm reduction	
— Use of sterile injecting equipment at last injection (2017)	58.5%
— Needles and syringes distributed per person who injects (2018)	6
— Coverage of opioid substitution therapy (2018)	73.6%
— Naloxone available (2019)	No
— Safe injection rooms available (2019)	No

EXPENDITURES

	Financing sources					Total
	Domestic private	Domestic public	International: PEPFAR	International: Global Fund	International: all others	
Last available report: 2019	US\$ 79 163	US\$ 1 864 625	US\$ 0	US\$ 0	US\$ 0	US\$ 1 943 788

Note: HIV epidemiological estimates were not available at the time of publication.

COUNTRY DATA

LAWS AND POLICIES

Laws criminalizing the transmission of, non-disclosure of or exposure to HIV transmission	Yes
Criminalization of sex work among consenting adults	Any criminalization or punitive regulation of sex work
Criminalization of same-sex sexual acts	No specific legislation
Drug use or possession for personal use is an offence	Possession of drugs for personal use or drug use and/or consumption are specified as criminal offences
Criminalization of transgender people	Neither criminalized nor prosecuted
Laws or policies restricting the entry, stay and residence of people living with HIV	No
Parental consent for adolescents to access HIV testing	Yes, for adolescents younger than 18 years
Spousal consent for married women to access sexual and reproductive health services	No
Mandatory HIV testing for marriage, work or residence permits or for certain groups	No

STIGMA AND DISCRIMINATION

Percentage of women and men aged 15–49 years who report discriminatory attitudes towards people living with HIV

Percentage of people living with HIV denied health services because of their HIV status in the last 12 months

Percentage of people living with HIV who reported a health-care professional told others about their HIV status without their consent

VIOLENCE

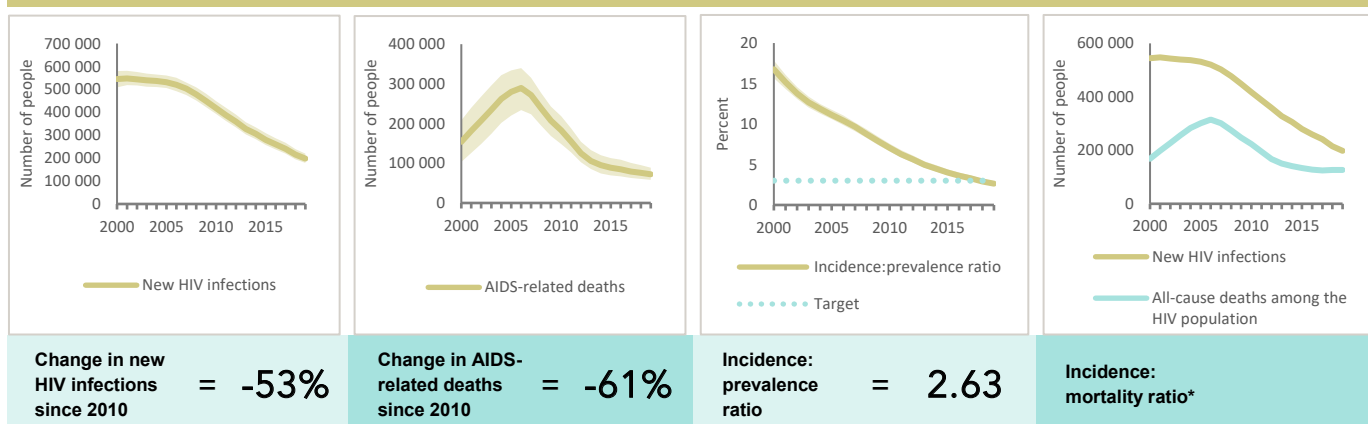
Proportion of ever-married or partnered women aged 15–49 years who experienced physical or sexual violence from a male intimate partner in the past 12 months

SOUTH AFRICA

EPIDEMIC ESTIMATES

	2010	2015	2019
New HIV infections			
New HIV infections (all ages)	420 000 [390 000–450 000]	280 000 [260 000–310 000]	200 000 [180 000–220 000]
New HIV infections (0–14)	47 000 [36 000–63 000]	17 000 [13 000–20 000]	10 000 [8100–20 000]
New HIV infections (women, 15+)	230 000 [210 000–250 000]	160 000 [150 000–180 000]	120 000 [110 000–140 000]
New HIV infections (men, 15+)	140 000 [130 000–170 000]	98 000 [88 000–120 000]	66 000 [57 000–77 000]
HIV incidence per 1000 population	9.48 [8.88–10.26]	5.94 [5.46–6.57]	3.98 [3.58–4.42]
AIDS-related deaths			
AIDS-related deaths (all ages)	180 000 [150 000–220 000]	89 000 [70 000–110 000]	72 000 [58 000–89 000]
AIDS-related deaths (0–14)	24 000 [18 000–30 000]	6400 [4600–7800]	4100 [3000–6100]
AIDS-related deaths (women, 15+)	87 000 [69 000–110 000]	44 000 [33 000–58 000]	33 000 [25 000–42 000]
AIDS-related deaths (men, 15+)	72 000 [58 000–95 000]	38 000 [29 000–53 000]	35 000 [29 000–45 000]
People living with HIV			
People living with HIV (all ages)	5 900 000 [5 400 000–6 400 000]	7 000 000 [6 400 000–7 500 000]	7 500 000 [6 900 000–8 000 000]
People living with HIV (0–14)	380 000 [290 000–450 000]	390 000 [300 000–470 000]	340 000 [260 000–420 000]
People living with HIV (women, 15+)	3 600 000 [3 200 000–3 800 000]	4 300 000 [3 900 000–4 600 000]	4 700 000 [4 300 000–5 000 000]
People living with HIV (men, 15+)	2 000 000 [1 800 000–2 200 000]	2 300 000 [2 100 000–2 600 000]	2 500 000 [2 200 000–2 700 000]
HIV prevalence (15–49)	18.2 [16.2–20]	19.3 [16.7–21.2]	19 [16.1–20.9]

EPIDEMIC TRANSITION METRICS



* The incidence:mortality ratio is not published if the country has not achieved antiretroviral therapy coverage of 81% or higher (the testing and treatment target for 2020).

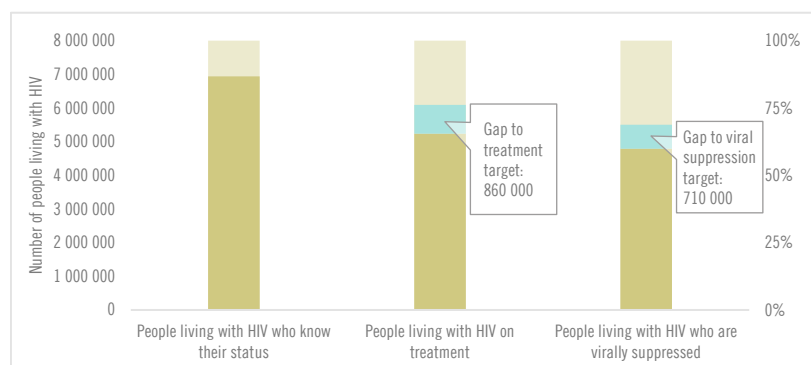
EXPENDITURES

	Financing sources					Total
	Domestic private	Domestic public	International: PEPFAR	International: Global Fund	International: all others	
Last available report: 2018	US\$ 87 187	US\$ 1 917 857 763	US\$ 453 231 491	US\$ 130 242 218	US\$ 150 370	US\$ 2 501 569 030

Note: Global AIDS Monitoring report was not available at the time of publication.

COUNTRY DATA

HIV TESTING AND TREATMENT CASCADE



All ages	92% [85–98%]	70% [64–74%] 5 231 809	64% [58–68%]
Children (0–14)	79% [60–99%]	47% [36–58%] 157 330	34% [26–42%]
Women (15+)	94% [87–100%]	75% [69–80%] 3 505 194	69% [64–74%]
Men (15+)	91% [81–98%]	63% [56–68%] 1 569 285	58% [51–62%]

ELIMINATION OF MOTHER-TO-CHILD TRANSMISSION

	2010	2019
Percentage of pregnant women living with HIV accessing antiretroviral medicines	71% [52–86%]	97% [69–100%]
Final vertical transmission rate including during breastfeeding	16% [15–18%]	3% [3–5%]
Early infant diagnosis	60.7% [50.3–82.5%]	83.3% [69.5– >95%]

SOUTH SUDAN

COUNTRY DATA

EPIDEMIC ESTIMATES

	2010	2015	2019
New HIV infections			
New HIV infections (all ages)	16 000 [12 000–21 000]	18 000 [13 000–23 000]	19 000 [13 000–26 000]
New HIV infections (0–14)	3200 [2400–4400]	2700 [1700–3800]	2700 [1700–3900]
New HIV infections (women, 15+)	7400 [5600–9700]	8500 [6100–11 000]	9200 [6200–13 000]
New HIV infections (men, 15+)	5500 [4100–7500]	6300 [4600–8400]	6800 [4700–9900]
HIV incidence per 1000 population	1.51 [1.15–1.98]	1.46 [1.05–1.91]	1.5 [1.03–2.1]
AIDS-related deaths			
AIDS-related deaths (all ages)	11 000 [7700–14 000]	10 000 [7300–13 000]	9100 [6200–12 000]
AIDS-related deaths (0–14)	2300 [1700–3100]	2100 [1500–2800]	1900 [1200–2700]
AIDS-related deaths (women, 15+)	4900 [3400–6400]	4300 [3000–5900]	3900 [2600–5600]
AIDS-related deaths (men, 15+)	3600 [2500–4900]	3800 [2800–5100]	3300 [2300–4600]
People living with HIV			
People living with HIV (all ages)	160 000 [120 000–200 000]	180 000 [140 000–220 000]	190 000 [150 000–240 000]
People living with HIV (0–14)	18 000 [13 000–23 000]	17 000 [13 000–22 000]	16 000 [12 000–21 000]
People living with HIV (women, 15+)	80 000 [63 000–100 000]	93 000 [72 000–120 000]	110 000 [82 000–130 000]
People living with HIV (men, 15+)	58 000 [45 000–74 000]	66 000 [51 000–83 000]	73 000 [57 000–92 000]
HIV prevalence (15–49)	2.4 [1.8–3.1]	2.4 [1.9–3.1]	2.5 [1.9–3.2]

LAWS AND POLICIES

Laws criminalizing the transmission of, non-disclosure of or exposure to HIV transmission	Yes
Criminalization of sex work among consenting adults	Any criminalization or punitive regulation of sex work
Criminalization of same-sex sexual acts	Yes, imprisonment (up to 14 years)
Drug use or possession for personal use is an offence	Possession of drugs for personal use or drug use and/or consumption are specified as criminal offences
Criminalization of transgender people	Neither criminalized nor prosecuted
Laws or policies restricting the entry, stay and residence of people living with HIV	No
Parental consent for adolescents to access HIV testing	Yes, for adolescents younger than 18 years
Spousal consent for married women to access sexual and reproductive health services	No
Mandatory HIV testing for marriage, work or residence permits or for certain groups	No

STIGMA AND DISCRIMINATION

Percentage of women and men aged 15–49 years who report discriminatory attitudes towards people living with HIV

Percentage of people living with HIV denied health services because of their HIV status in the last 12 months

Percentage of people living with HIV who reported a health-care professional told others about their HIV status without their consent

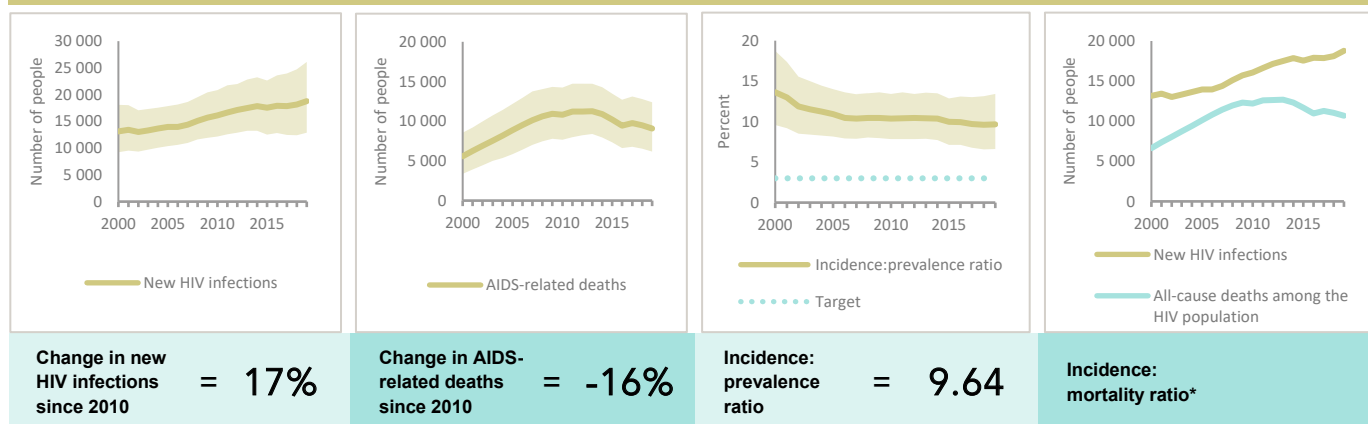
VIOLENCE

Proportion of ever-married or partnered women aged 15–49 years who experienced physical or sexual violence from a male intimate partner in the past 12 months

EXPENDITURES

	Financing sources					Total
	Domestic private	Domestic public	International: PEPFAR	International: Global Fund	International: all others	
Last available report: 2018	US\$ 0	US\$ 3 417 066	US\$ 0	US\$ 0	US\$ 9 630 927	US\$ 13 047 993

EPIDEMIC TRANSITION METRICS

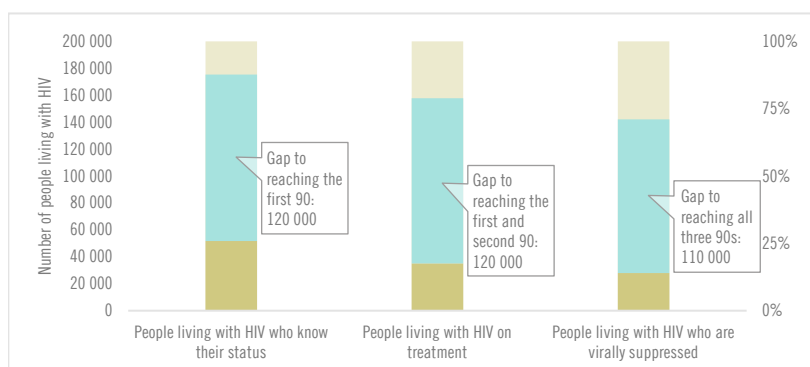


* The incidence:mortality ratio is not published if the country has not achieved antiretroviral therapy coverage of 81% or higher (the testing and treatment target for 2020).

KEY POPULATIONS

	Sex workers	Men who have sex with men	People who inject drugs	Transgender people	Prisoners
Estimated size of population
HIV prevalence	11.4%
HIV testing and status awareness	76.3%
Antiretroviral therapy coverage	75.3%
Condom use	43.7%
Coverage of HIV prevention programmes	16.3%
Avoidance of health care because of stigma and discrimination	12.1%
Expenditures in US\$ (2018)	494 051	121 122	12 230	...	1185

HIV TESTING AND TREATMENT CASCADE



	27% [20–33%]	18% [14–23%] 35 149	14% [11–18%]
All ages			
Children (0–14)	12% [9–16%]	12% [9–16%] 1 896	4% [3–6%]
Women (15+)	36% [28–45%]	20% [16–25%] 21 466	17% [13–21%]
Men (15+)	16% [12–20%]	16% [12–20%] 11 787	13% [10–16%]

ELIMINATION OF MOTHER-TO-CHILD TRANSMISSION

	2010	2019
Percentage of pregnant women living with HIV accessing antiretroviral medicines	8% [6–11%]	44% [31–57%]
Final vertical transmission rate including during breastfeeding	37% [34–40%]	27% [24–31%]
Early infant diagnosis	...% [...–...%]	11.8% [9.0–16.4%]

HIV COMORBIDITIES

Estimated number of incident tuberculosis cases among people living with HIV (2018)	1900 [1200–2800]
People living with HIV who started TB preventive therapy (2018)	...
Cervical cancer screening of women living with HIV	...
People coinfectd with HIV and hepatitis C virus starting hepatitis C treatment	...

HIV PREVENTION

Adults aged 15+ years with unsuppressed viral load	2%
Knowledge of HIV prevention among young people aged 15–24 years (2010)	
— Women	9.8%
— Men	...
Condom use at last sex with a non-marital, non-cohabiting partner among people aged 15–49 years	
— Women	...
— Men	...
Women aged 15–49 years who have their demand for family planning satisfied by modern methods	...
Men aged 15–49 years who are circumcised	...
Voluntary medical male circumcisions performed according to national standards (2019)	1453
People who received PrEP at least once during the reporting period	...
Harm reduction	
— Use of sterile injecting equipment at last injection	...
— Needles and syringes distributed per person who injects	...
— Coverage of opioid substitution therapy	...
— Naloxone available (2019)	No
— Safe injection rooms available (2019)	No

UGANDA

COUNTRY DATA

EPIDEMIC ESTIMATES

	2010	2015	2019
New HIV infections			
New HIV infections (all ages)	94 000 [85 000–110 000]	67 000 [58 000–83 000]	53 000 [43 000–72 000]
New HIV infections (0–14)	23 000 [19 000–26 000]	9800 [8600–11 000]	5700 [4600–8300]
New HIV infections (women, 15+)	42 000 [36 000–51 000]	34 000 [28 000–43 000]	28 000 [22 000–37 000]
New HIV infections (men, 15+)	30 000 [25 000–37 000]	24 000 [20 000–32 000]	20 000 [16 000–28 000]
HIV incidence per 1000 population	3.35 [2.99–3.98]	2.02 [1.74–2.5]	1.38 [1.09–1.87]
AIDS-related deaths			
AIDS-related deaths (all ages)	53 000 [46 000–66 000]	29 000 [24 000–40 000]	21 000 [17 000–29 000]
AIDS-related deaths (0–14)	17 000 [14 000–19 000]	8800 [7600–10 000]	4800 [3800–6600]
AIDS-related deaths (women, 15+)	22 000 [19 000–28 000]	8500 [6500–12 000]	6500 [5200–9200]
AIDS-related deaths (men, 15+)	14 000 [12 000–19 000]	12 000 [9700–18 000]	10 000 [7500–15 000]
People living with HIV			
People living with HIV (all ages)	1 200 000 [1 100 000–1 300 000]	1 300 000 [1 300 000–1 500 000]	1 500 000 [1 400 000–1 600 000]
People living with HIV (0–14)	160 000 [140 000–170 000]	130 000 [120 000–140 000]	100 000 [93 000–120 000]
People living with HIV (women, 15+)	610 000 [570 000–660 000]	730 000 [690 000–790 000]	830 000 [780 000–920 000]
People living with HIV (men, 15+)	410 000 [380 000–450 000]	480 000 [440 000–530 000]	530 000 [490 000–600 000]
HIV prevalence (15–49)	6.8 [6.5–7.1]	6.4 [6.1–6.7]	5.8 [5.4–6.2]

LAWS AND POLICIES

Laws criminalizing the transmission of, non-disclosure of or exposure to HIV transmission	Yes
Criminalization of sex work among consenting adults	Any criminalization or punitive regulation of sex work
Criminalization of same-sex sexual acts	Yes, penalty not specified
Drug use or possession for personal use is an offence	...
Criminalization of transgender people	Criminalized
Laws or policies restricting the entry, stay and residence of people living with HIV	No
Parental consent for adolescents to access HIV testing	Yes, for adolescents younger than 14 years
Spousal consent for married women to access sexual and reproductive health services	No
Mandatory HIV testing for marriage, work or residence permits or for certain groups	No

STIGMA AND DISCRIMINATION

Percentage of women and men aged 15–49 years who report discriminatory attitudes towards people living with HIV	2011	2016
(2016 refers to women only)	26.2	33.2

Percentage of people living with HIV denied health services because of their HIV status in the last 12 months	2013
	4.2

Percentage of people living with HIV who reported a health-care professional told others about their HIV status without their consent	2013
	7

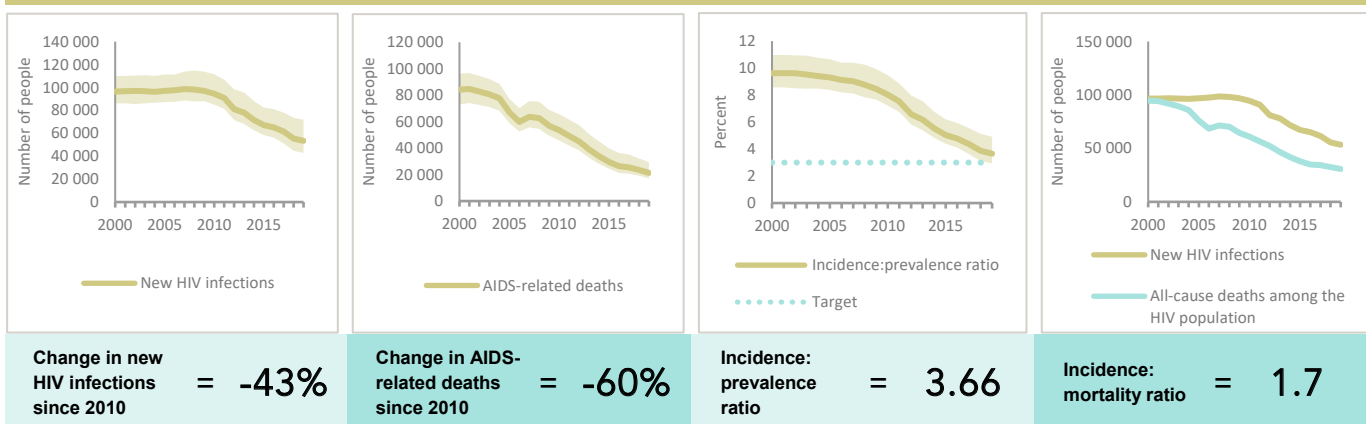
VIOLENCE

Proportion of ever-married or partnered women aged 15–49 years who experienced physical or sexual violence from a male intimate partner in the past 12 months	2011	2016
	33.3	29.9

EXPENDITURES

	Financing sources					Total
	Domestic private	Domestic public	International: PEPFAR	International: Global Fund	International: all others	
Last available report: 2008	...	US\$ 38 693 159	...	US\$ 2 295 076	US\$ 246 205 640	US\$ 296 649 946

EPIDEMIC TRANSITION METRICS

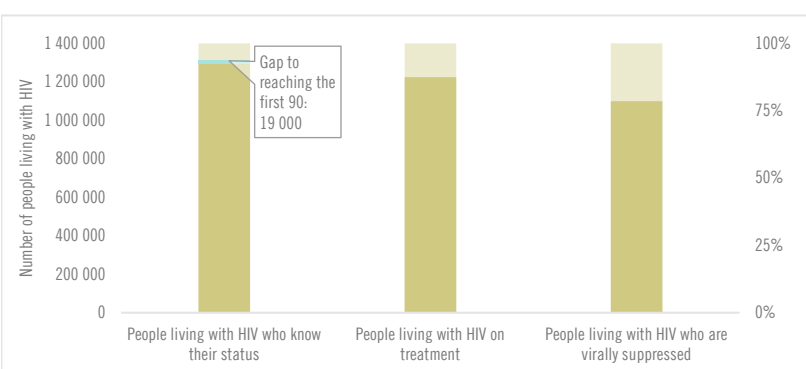


KEY POPULATIONS

	Sex workers	Men who have sex with men	People who inject drugs	Transgender people	Prisoners
Estimated size of population
HIV prevalence	31.3%	...	17.0%	...	4.0%
HIV testing and status awareness	88.0%**	54.0%	45.0%**	100%**	...
Antiretroviral therapy coverage	65.0%	66.0%	78.0%	13.0%	99.6%
Condom use	69.4%	...	4.0%
Coverage of HIV prevention programmes	8.0%
Avoidance of health care because of stigma and discrimination	64.0%
Expenditures in US\$

** Programme data—not representative; includes people with negative results.

HIV TESTING AND TREATMENT CASCADE



	89% [83–98%]	84% [78–92%] 1 223 513	75% [70–83%]
All ages			
Children (0–14)	65% [59–73%]	65% [59–73%] 66 203	48% [43–54%]
Women (15+)	93% [87–100%]	91% [85–100%] 753 595	83% [78–92%]
Men (15+)	86% [79–97%]	77% [71–86%] 403 715	68% [63–77%]

ELIMINATION OF MOTHER-TO-CHILD TRANSMISSION

	2010	2019
Percentage of pregnant women living with HIV accessing antiretroviral medicines	30% [26–34%]	100% [83–100%]
Final vertical transmission rate including during breastfeeding	24% [23–26%]	6% [5–8%]
Early infant diagnosis	10.6% [9.3–12.4%]	56.3% [49.7–68.2%]

HIV COMORBIDITIES

Estimated number of incident tuberculosis cases among people living with HIV (2018)	34 000 [20 000–52 000]
People living with HIV who started TB preventive therapy (2018)	...
Cervical cancer screening of women living with HIV	...
People coinfectd with HIV and hepatitis C virus starting hepatitis C treatment	...

HIV PREVENTION

Adults aged 15+ years with unsuppressed viral load	1.4%
Knowledge of HIV prevention among young people aged 15–24 years (2016)	
— Women	45.7%
— Men	44.8%
Condom use at last sex with a non-marital, non-cohabiting partner among people aged 15–49 years (2016)	
— Women	38.3%
— Men	62.4%
Women aged 15–49 years who have their demand for family planning satisfied by modern methods (2016)	53.8%
Men aged 15–49 years who are circumcised (2011)	26.8%
Voluntary medical male circumcisions performed according to national standards (2019)	768 882
People who received PrEP at least once during the reporting period (2018)	7526
Harm reduction	
— Use of sterile injecting equipment at last injection	...
— Needles and syringes distributed per person who injects	...
— Coverage of opioid substitution therapy	...
— Naloxone available (2019)	No
— Safe injection rooms available (2019)	No

UNITED REPUBLIC OF TANZANIA

COUNTRY DATA

EPIDEMIC ESTIMATES

	2010	2015	2019
New HIV infections			
New HIV infections (all ages)	95 000 [89 000–100 000]	90 000 [82 000–98 000]	77 000 [68 000–87 000]
New HIV infections (0–14)	14 000 [11 000–17 000]	11 000 [7800–15 000]	8600 [5900–12 000]
New HIV infections (women, 15+)	47 000 [43 000–51 000]	46 000 [41 000–50 000]	40 000 [34 000–45 000]
New HIV infections (men, 15+)	34 000 [31 000–39 000]	33 000 [30 000–39 000]	29 000 [25 000–34 000]
HIV incidence per 1000 population	2.35 [2.2–2.52]	1.91 [1.74–2.08]	1.46 [1.28–1.64]
AIDS-related deaths			
AIDS-related deaths (all ages)	52 000 [47 000–58 000]	32 000 [28 000–37 000]	27 000 [23 000–32 000]
AIDS-related deaths (0–14)	13 000 [10 000–16 000]	7600 [5400–9900]	5900 [3900–8500]
AIDS-related deaths (women, 15+)	23 000 [20 000–25 000]	11 000 [9100–13 000]	9300 [7700–11 000]
AIDS-related deaths (men, 15+)	16 000 [14 000–19 000]	14 000 [12 000–17 000]	12 000 [10 000–15 000]
People living with HIV			
People living with HIV (all ages)	1 300 000 [1 200 000–1 500 000]	1 500 000 [1 400 000–1 700 000]	1 700 000 [1 500 000–1 800 000]
People living with HIV (0–14)	140 000 [110 000–160 000]	110 000 [91 000–130 000]	93 000 [74 000–110 000]
People living with HIV (women, 15+)	710 000 [630 000–780 000]	860 000 [780 000–930 000]	980 000 [890 000–1 100 000]
People living with HIV (men, 15+)	490 000 [430 000–540 000]	560 000 [500 000–620 000]	630 000 [560 000–690 000]
HIV prevalence (15–49)	5.1 [4.5–5.7]	5.1 [4.4–5.6]	4.8 [4.1–5.3]

LAWS AND POLICIES

Laws criminalizing the transmission of, non-disclosure of or exposure to HIV transmission	Yes
Criminalization of sex work among consenting adults	Any criminalization or punitive regulation of sex work
Criminalization of same-sex sexual acts	Yes, imprisonment (14 years - life)
Drug use or possession for personal use is an offence	Possession of drugs for personal use or drug use and/or consumption are specified as criminal offences
Criminalization of transgender people	Neither criminalized nor prosecuted
Laws or policies restricting the entry, stay and residence of people living with HIV	No
Parental consent for adolescents to access HIV testing	Yes, for adolescents younger than 14 years
Spousal consent for married women to access sexual and reproductive health services	No
Mandatory HIV testing for marriage, work or residence permits or for certain groups	Yes

STIGMA AND DISCRIMINATION

Percentage of women and men aged 15–49 years who report discriminatory attitudes towards people living with HIV

Percentage of people living with HIV denied health services because of their HIV status in the last 12 months	2013
	8.7

Percentage of people living with HIV who reported a health-care professional told others about their HIV status without their consent

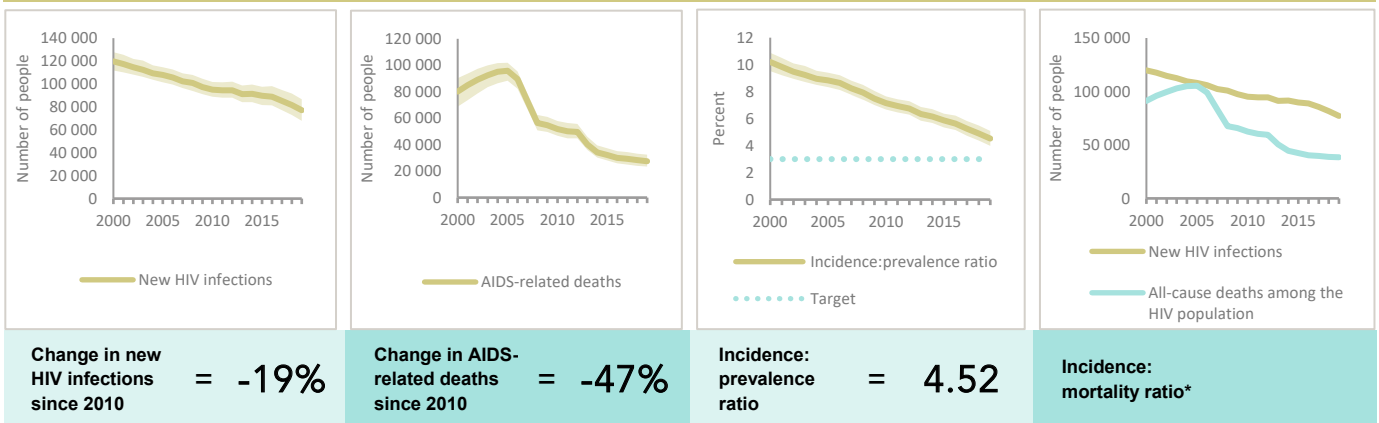
VIOLENCE

Proportion of ever-married or partnered women aged 15–49 years who experienced physical or sexual violence from a male intimate partner in the past 12 months	2015	2016
	29.5	29.6

EXPENDITURES

	Financing sources					Total
	Domestic private	Domestic public	International: PEPFAR	International: Global Fund	International: all others	
Last available report: 2019	US\$ 0	US\$ 0	US\$ 459 731 247	US\$ 73 108 862	US\$ 0	US\$ 532 840 109

EPIDEMIC TRANSITION METRICS



* The incidence:mortality ratio is not published if the country has not achieved antiretroviral therapy coverage of 81% or higher (the testing and treatment target for 2020).

KEY POPULATIONS

	Sex workers	Men who have sex with men	People who inject drugs	Transgender people	Prisoners
Estimated size of population
HIV prevalence	15.4%	8.4%	6.7%
HIV testing and status awareness	98.3%	...	97.6%
Antiretroviral therapy coverage
Condom use	72.4%
Coverage of HIV prevention programmes	20.0%
Avoidance of health care because of stigma and discrimination
Expenditures in US\$

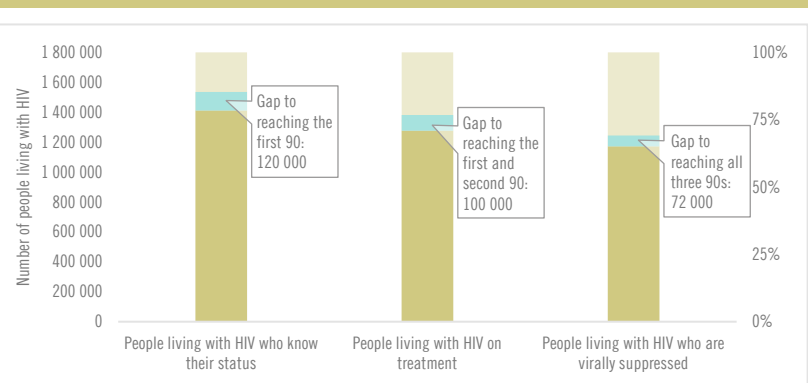
HIV COMORBIDITIES

Estimated number of incident tuberculosis cases among people living with HIV (2018)	40 000 [19 000 -69 000]
People living with HIV who started TB preventive therapy (2018)	...
Cervical cancer screening of women living with HIV	...
People coinfectd with HIV and hepatitis C virus starting hepatitis C treatment	...

HIV PREVENTION

Adults aged 15+ years with unsuppressed viral load	1.5%
Knowledge of HIV prevention among young people aged 15–24 years (2012)	
— Women	40.1%
— Men	46.7%
Condom use at last sex with a non-marital, non-cohabiting partner among people aged 15–49 years (2017)	
— Women	30.3%
— Men	46.5%
Women aged 15–49 years who have their demand for family planning satisfied by modern methods (2016)	55.1%
Men aged 15–49 years who are circumcised (2016)	80.3%
Voluntary medical male circumcisions performed according to national standards (2019)	799 456
People who received PrEP at least once during the reporting period	...
Harm reduction	
— Use of sterile injecting equipment at last injection	...
— Needles and syringes distributed per person who injects (2017)	15
— Coverage of opioid substitution therapy (2019)	24.2%
— Naloxone available (2019)	No
— Safe injection rooms available (2019)	No

HIV TESTING AND TREATMENT CASCADE



	83% [75–90%]	75% [67–81%] 1 277 012	69% [62–74%]
All ages			
Children (0–14)	66% [53–79%]	66% [53–79%] 61 210	47% [38–57%]
Women (15+)	85% [78–92%]	83% [76–90%] 818 658	78% [71–84%]
Men (15+)	81% [72–89%]	63% [56–69%] 397 144	58% [51–63%]

ELIMINATION OF MOTHER-TO-CHILD TRANSMISSION

	2010	2019
Percentage of pregnant women living with HIV accessing antiretroviral medicines	54% [43–65%]	92% [72–100%]
Final vertical transmission rate including during breastfeeding	18% [17–19%]	11% [9–13%]
Early infant diagnosis	29.2% [24.3–36.8%]	46.6% [40.0–60.1%]

ZAMBIA

COUNTRY DATA

EPIDEMIC ESTIMATES

	2010	2015	2019
New HIV infections			
New HIV infections (all ages)	60 000 [51 000–72 000]	58 000 [49 000–70 000]	51 000 [43 000–61 000]
New HIV infections (0–14)	10 000 [7200–13 000]	8200 [5900–11 000]	6000 [4300–7800]
New HIV infections (women, 15+)	29 000 [24 000–35 000]	29 000 [24 000–35 000]	26 000 [22 000–32 000]
New HIV infections (men, 15+)	21 000 [18 000–26 000]	21 000 [17 000–26 000]	19 000 [16 000–24 000]
HIV incidence per 1000 population	5.03 [4.22–6.16]	4.11 [3.45–5.04]	3.17 [2.65–3.88]
AIDS-related deaths			
AIDS-related deaths (all ages)	24 000 [20 000–28 000]	18 000 [15 000–21 000]	17 000 [14 000–21 000]
AIDS-related deaths (0–14)	6400 [4500–8300]	4800 [3300–6200]	3600 [2500–4700]
AIDS-related deaths (women, 15+)	8800 [7200–11 000]	7300 [6000–8800]	7500 [6100–9000]
AIDS-related deaths (men, 15+)	8400 [6800–10 000]	5600 [4500–6800]	6200 [5000–7600]
People living with HIV			
People living with HIV (all ages)	930 000 [880 000–1 000 000]	1 100 000 [1 100 000–1 200 000]	1 200 000 [1 200 000–1 300 000]
People living with HIV (0–14)	81 000 [70 000–91 000]	75 000 [64 000–84 000]	66 000 [57 000–74 000]
People living with HIV (women, 15+)	500 000 [470 000–540 000]	620 000 [580 000–670 000]	710 000 [670 000–760 000]
People living with HIV (men, 15+)	350 000 [320 000–380 000]	420 000 [390 000–470 000]	480 000 [440 000–520 000]
HIV prevalence (15–49)	12.4 [11.8–13.1]	12.2 [11.6–12.9]	11.5 [10.9–12.1]

LAWS AND POLICIES

Laws criminalizing the transmission of, non-disclosure of or exposure to HIV transmission	No, but prosecutions exist based on general criminal laws
Criminalization of sex work among consenting adults	Any criminalization or punitive regulation of sex work
Criminalization of same-sex sexual acts	Yes, imprisonment (up to 14 years)
Drug use or possession for personal use is an offence	Possession of drugs for personal use or drug use and/or consumption are specified as criminal offences
Criminalization of transgender people	Neither criminalized nor prosecuted
Laws or policies restricting the entry, stay and residence of people living with HIV	No
Parental consent for adolescents to access HIV testing	Yes, for adolescents younger than 16 years
Spousal consent for married women to access sexual and reproductive health services	No
Mandatory HIV testing for marriage, work or residence permits or for certain groups	No

STIGMA AND DISCRIMINATION

Percentage of women and men aged 15–49 years who report discriminatory attitudes towards people living with HIV (2014 refers to women only)	2007	2014
	30	18

Percentage of people living with HIV denied health services because of their HIV status in the last 12 months

Percentage of people living with HIV who reported a health-care professional told others about their HIV status without their consent

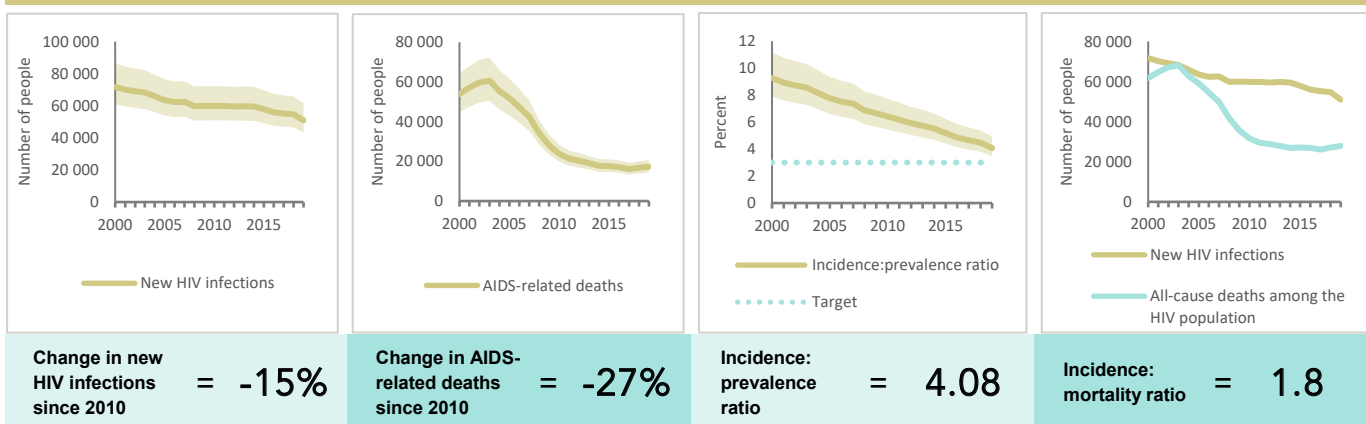
VIOLENCE

Proportion of ever-married or partnered women aged 15–49 years who experienced physical or sexual violence from a male intimate partner in the past 12 months	2014	2018
	26.5	25.3

EXPENDITURES

	Financing sources					Total
	Domestic private	Domestic public	International: PEPFAR	International: Global Fund	International: all others	
Last available report: 2017	US\$ 1 179 334	US\$ 36 689 849	US\$ 251 767 599	US\$ 35 622 801	US\$ 114 530 358	US\$ 439 789 941

EPIDEMIC TRANSITION METRICS

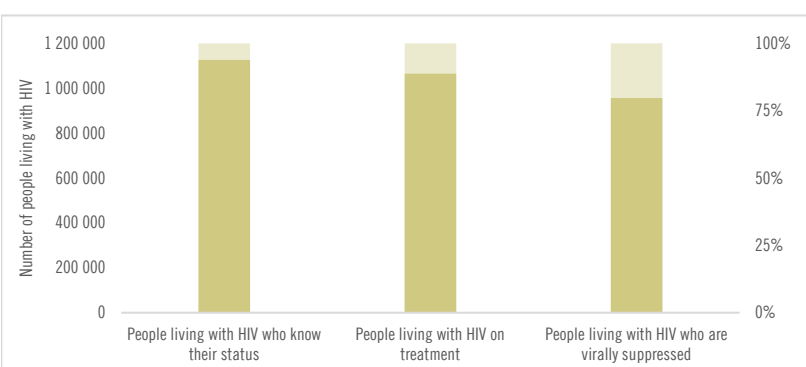


KEY POPULATIONS

	Sex workers	Men who have sex with men	People who inject drugs	Transgender people	Prisoners
Estimated size of population	22 000
HIV prevalence	48.8%	27.4%
HIV testing and status awareness	56.1%	75.7%	48.8%**	61.4%**	...
Antiretroviral therapy coverage	85.9%	100%
Condom use	78.5%
Coverage of HIV prevention programmes
Avoidance of health care because of stigma and discrimination
Expenditures in US\$

** Programme data—not representative; includes people with negative results.

HIV TESTING AND TREATMENT CASCADE



All ages	90% [85–97%]	85% [80–92%]	77% [72–82%]
Children (0–14)	76% [65–85%]	76% [65–85%]	58% [50–65%]
Women (15+)	93% [88–100%]	90% [85–97%]	82% [77–88%]
Men (15+)	87% [81–96%]	79% [73–87%]	71% [65–78%]

ELIMINATION OF MOTHER-TO-CHILD TRANSMISSION

	2010	2019
Percentage of pregnant women living with HIV accessing antiretroviral medicines	67% [54–75%]	86% [69–96%]
Final vertical transmission rate including during breastfeeding	19% [16–23%]	11% [9–13%]
Early infant diagnosis	31.7% [28.2–39.3%]	70.3% [62.6–87.3%]

HIV COMORBIDITIES

Estimated number of incident tuberculosis cases among people living with HIV (2018)	36 000 [23 000–51 000]
People living with HIV who started TB preventive therapy (2018)	...
Cervical cancer screening of women living with HIV (survey data) (2016)	27.3%
People coinfectd with HIV and hepatitis C virus starting hepatitis C treatment	...

HIV PREVENTION

Adults aged 15+ years with unsuppressed viral load	2.7%
Knowledge of HIV prevention among young people aged 15–24 years (2018)	
— Women	42.6%
— Men	40.6%
Condom use at last sex with a non-marital, non-cohabiting partner among people aged 15–49 years (2018)	
— Women	34.5%
— Men	53.5%
Women aged 15–49 years who have their demand for family planning satisfied by modern methods (2018)	66.2%
Men aged 15–49 years who are circumcised (2018)	31.8%
Voluntary medical male circumcisions performed according to national standards (2019)	549 655
People who received PrEP at least once during the reporting period (2018)	3823
Harm reduction	
— Use of sterile injecting equipment at last injection	...
— Needles and syringes distributed per person who injects	...
— Coverage of opioid substitution therapy	...
— Naloxone available (2019)	No
— Safe injection rooms available (2019)	No

ZIMBABWE

COUNTRY DATA

EPIDEMIC ESTIMATES

	2010	2015	2019
New HIV infections			
New HIV infections (all ages)	71 000 [50 000–97 000]	50 000 [35 000–68 000]	40 000 [28 000–54 000]
New HIV infections (0–14)	16 000 [10 000–26 000]	7300 [4800–12 000]	5200 [3400–8600]
New HIV infections (women, 15+)	31 000 [22 000–43 000]	24 000 [17 000–33 000]	20 000 [14 000–27 000]
New HIV infections (men, 15+)	24 000 [17 000–33 000]	18 000 [13 000–25 000]	15 000 [10 000–21 000]
HIV incidence per 1000 population	6.39 [4.49–8.82]	3.91 [2.75–5.4]	2.81 [1.97–3.87]
AIDS-related deaths			
AIDS-related deaths (all ages)	52 000 [42 000–63 000]	24 000 [19 000–29 000]	20 000 [16 000–25 000]
AIDS-related deaths (0–14)	12 000 [7600–19 000]	5000 [3100–7800]	3000 [1900–4800]
AIDS-related deaths (women, 15+)	22 000 [17 000–27 000]	9900 [8000–12 000]	8800 [7100–11 000]
AIDS-related deaths (men, 15+)	18 000 [14 000–21 000]	8700 [7100–11 000]	8200 [6700–10 000]
People living with HIV			
People living with HIV (all ages)	1 200 000 [1 100 000–1 400 000]	1 300 000 [1 100 000–1 500 000]	1 400 000 [1 200 000–1 600 000]
People living with HIV (0–14)	130 000 [110 000–160 000]	100 000 [83 000–130 000]	84 000 [67 000–100 000]
People living with HIV (women, 15+)	640 000 [560 000–730 000]	720 000 [630 000–820 000]	760 000 [660 000–860 000]
People living with HIV (men, 15+)	450 000 [390 000–520 000]	490 000 [420 000–560 000]	510 000 [440 000–590 000]
HIV prevalence (15–49)	15.1 [12.8–17.3]	14.1 [12–16.1]	12.8 [10.9–14.7]

LAWS AND POLICIES

Laws criminalizing the transmission of, non-disclosure of or exposure to HIV transmission	Yes
Criminalization of sex work among consenting adults	Any criminalization or punitive regulation of sex work
Criminalization of same-sex sexual acts	Yes, imprisonment (up to 14 years)
Drug use or possession for personal use is an offence	...
Criminalization of transgender people	Both criminalized and prosecuted
Laws or policies restricting the entry, stay and residence of people living with HIV	No
Parental consent for adolescents to access HIV testing	Yes, for adolescents younger than 16 years
Spousal consent for married women to access sexual and reproductive health services	No
Mandatory HIV testing for marriage, work or residence permits or for certain groups	Yes

STIGMA AND DISCRIMINATION

Percentage of women and men aged 15–49 years who report discriminatory attitudes towards people living with HIV	2015	2019
(2019 refers to women only)	20.9	28.7

Percentage of people living with HIV denied health services because of their HIV status in the last 12 months	2014
	6.3

Percentage of people living with HIV who reported a health-care professional told others about their HIV status without their consent	2014
	4.3

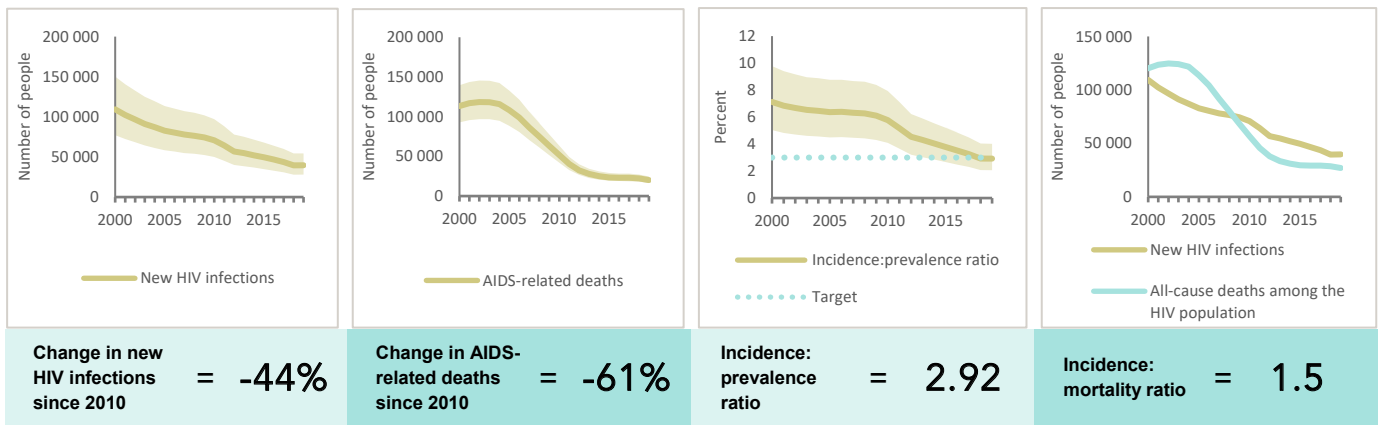
VIOLENCE

Proportion of ever-married or partnered women aged 15–49 years who experienced physical or sexual violence from a male intimate partner in the past 12 months	2015	2019
	19.8	19

EXPENDITURES

	Financing sources					Total
	Domestic private	Domestic public	International: PEPFAR	International: Global Fund	International: all others	
Last available report: 2019	US\$ 30 423 149	US\$ 45 231 793	US\$ 152 967 248	US\$ 120 624 557	US\$ 24 842 179	US\$ 374 088 926

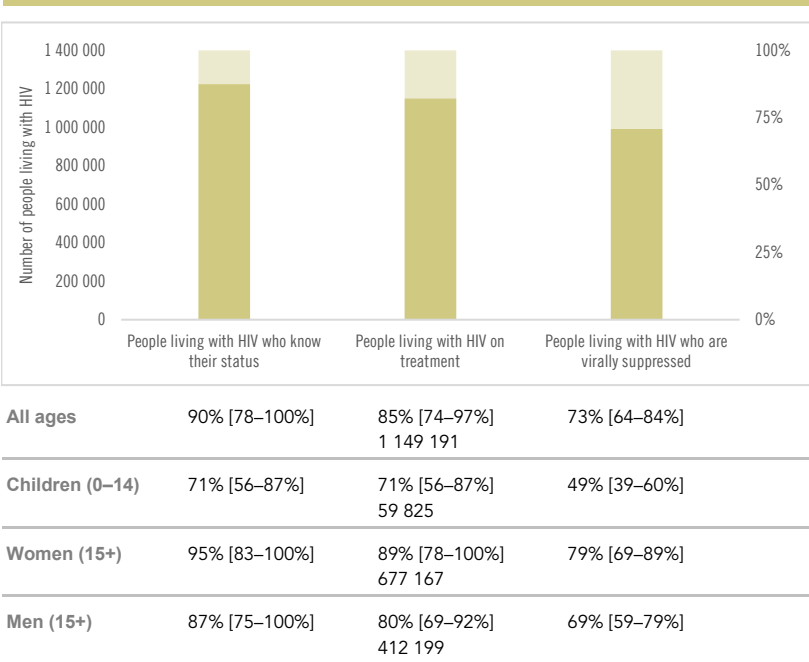
EPIDEMIC TRANSITION METRICS



KEY POPULATIONS

	Sex workers	Men who have sex with men	People who inject drugs	Transgender people	Prisoners
Estimated size of population	19 000
HIV prevalence	42.2%	21.1%	28.0%
HIV testing and status awareness	80.5%	99.7%
Antiretroviral therapy coverage	78.2%	93.7%
Condom use	74.9%	69.2%
Coverage of HIV prevention programmes	34.5%	25.5%
Avoidance of health care because of stigma and discrimination	39.3%	8.3%
Expenditures in US\$ (2019)	3 922 984	602 868

HIV TESTING AND TREATMENT CASCADE



ELIMINATION OF MOTHER-TO-CHILD TRANSMISSION

	2010	2019
Percentage of pregnant women living with HIV accessing antiretroviral medicines	30% [23–36%]	91% [69–100%]
Final vertical transmission rate including during breastfeeding	22% [17–30%]	8% [6–11%]
Early infant diagnosis	9.2% [7.6–12.0%]	55.7% [46.2–73.1%]

HIV COMORBIDITIES

Estimated number of incident tuberculosis cases among people living with HIV (2018)	19 000 [14 000–24 000]
People living with HIV who started TB preventive therapy (2018)	...
Cervical cancer screening of women living with HIV (survey data) (2015)	26%
People coinfectd with HIV and hepatitis C virus starting hepatitis C treatment	...

HIV PREVENTION

Adults aged 15+ years with unsuppressed viral load	3.4%
Knowledge of HIV prevention among young people aged 15–24 years (2015)	
— Women	46.3%
— Men	46.6%
Condom use at last sex with a non-marital, non-cohabiting partner among people aged 15–49 years (2015)	
— Women	66.7%
— Men	85.4%
Women aged 15–49 years who have their demand for family planning satisfied by modern methods (2015)	84.8%
Men aged 15–49 years who are circumcised (2016)	14.3%
Voluntary medical male circumcisions performed according to national standards (2019)	354 819
People who received PrEP at least once during the reporting period (2019)	8351
Harm reduction	
— Use of sterile injecting equipment at last injection	...
— Needles and syringes distributed per person who injects	...
— Coverage of opioid substitution therapy	...
— Naloxone available (2019)	No
— Safe injection rooms available (2019)	No

WESTERN AND CENTRAL AFRICA

DATA POINTS

SINCE 2010, NEW HIV INFECTIONS
IN THE REGION HAVE

DECREASED BY 25%

AND AIDS-RELATED DEATHS
HAVE DECREASED BY 37%

ADOLESCENT GIRLS AND
YOUNG WOMEN ACCOUNT FOR

**20% OF NEW
HIV INFECTIONS**

IN THE REGION

NEARLY 7 OF 10

INFECTIONS IN THE REGION
ARE AMONG KEY POPULATIONS
AND THEIR SEXUAL PARTNERS

JUST 45%

OF PEOPLE LIVING WITH
HIV HAVE SUPPRESSED
VIRAL LOADS

MORE THAN 40%

OF ADULTS EXPRESSED
DISCRIMINATORY
ATTITUDES TOWARDS PEOPLE
LIVING WITH HIV IN 9 OF 17
COUNTRIES WITH RECENT
SURVEY DATA

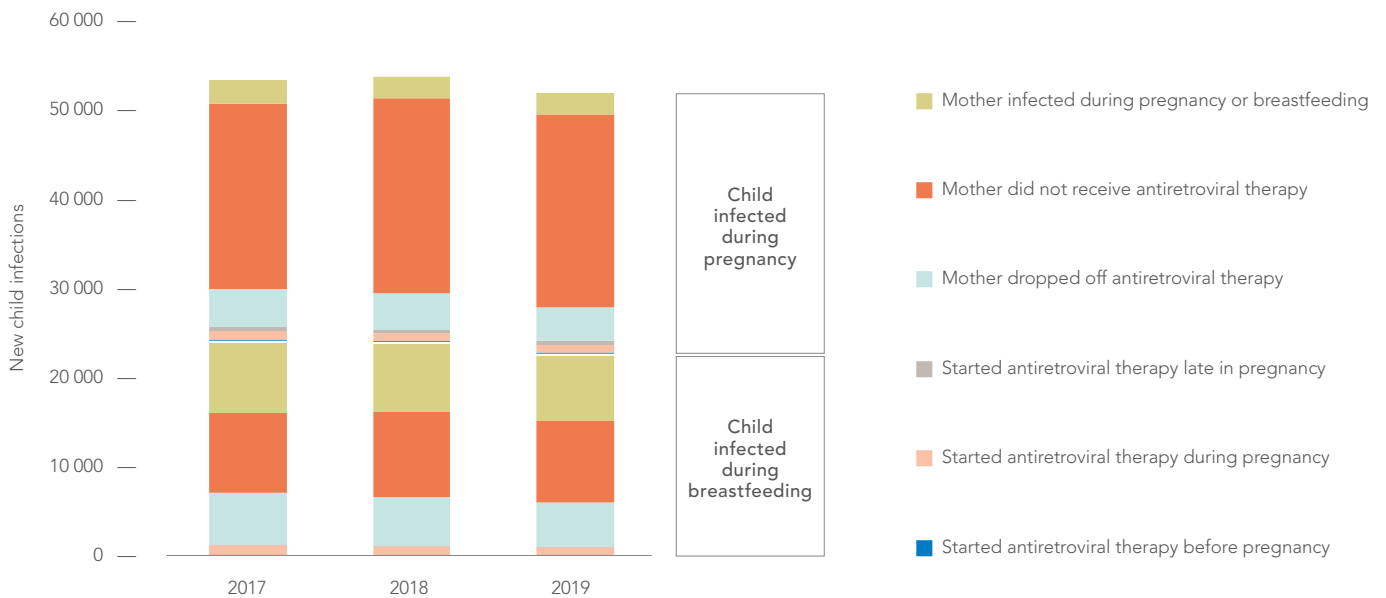
The HIV epidemic in western and central Africa has not received the same domestic and international attention as in eastern and southern Africa. As a result, progress has been lower. Humanitarian challenges caused by armed conflict, population displacement, food insecurity and intercommunal strife continue to strain community resilience and health systems in several countries in the region.

Women and girls accounted for 58% of the estimated 240 000 [150 000–390 000] new infections in 2019, reflecting the continuing role of gender inequalities in the region's epidemic. In particular, adolescent girls and young women remain at higher risk of HIV infection in western and central Africa. Furthermore, surveys conducted between 2015 and 2018 show that just 37% of young women (aged 15 to 24 years) in the region demonstrated comprehensive knowledge of HIV.

Prevention programmes also do not focus sufficiently on key populations, who make up a large share of new infections and who also contend with hostile legal and social environments. About two thirds of new adult HIV infections in 2019 were among sex workers (19%), gay men and other men who have sex with men (21%), and the clients of sex workers and the sexual partners of people belonging to key populations (27%).


The region remains a long way from reaching the 90–90–90 targets. Only 58% of people living with HIV were accessing antiretroviral therapy in 2019. An estimated 58% [40–78%] of pregnant women living with HIV received antiretroviral therapy to prevent vertical transmission of HIV and protect their own health in 2019, among the lowest coverage in the world.

New child infections due to gaps in prevention of vertical transmission, western and central Africa, 2017–2019



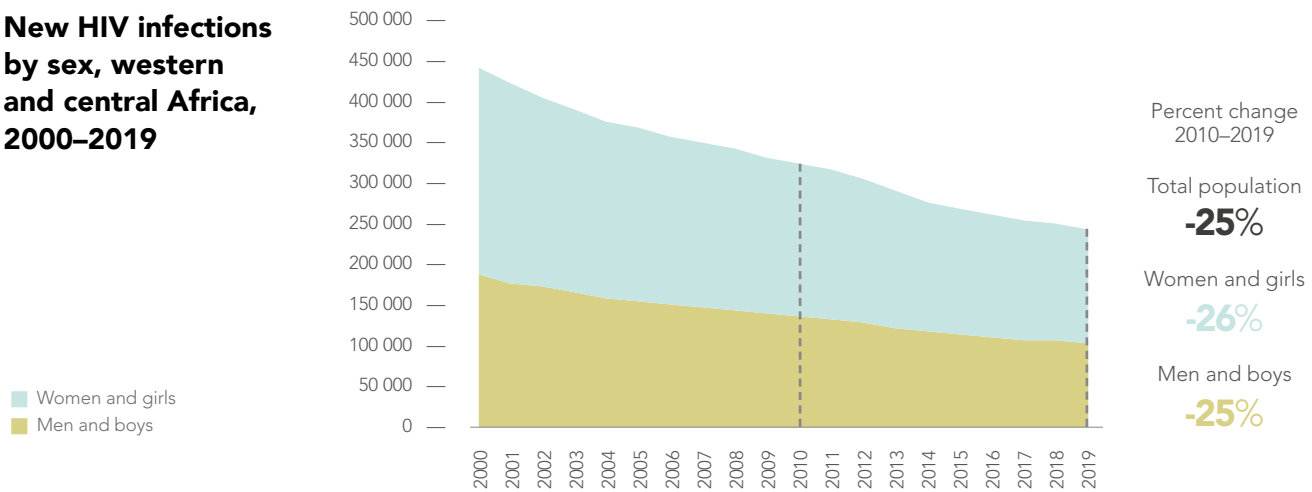
Source: UNAIDS epidemiological estimates, 2020 (see <https://aidsinfo.unaids.org/>).

Gaps along the continuum of services for the prevention of mother-to-child HIV transmission in western and central Africa are leaving too many children exposed to HIV. The vast majority of new child HIV infections in the region are due to the low coverage of antiretroviral therapy among pregnant women living with HIV: 42% of child infections in 2019 occurred because HIV-positive expectant mothers did not receive antiretroviral medicines during pregnancy. A further 18% of new child infections occurred because mothers living with HIV did not receive antiretroviral medicines during breastfeeding, and another 14% occurred because the mother seroconverted during breastfeeding.



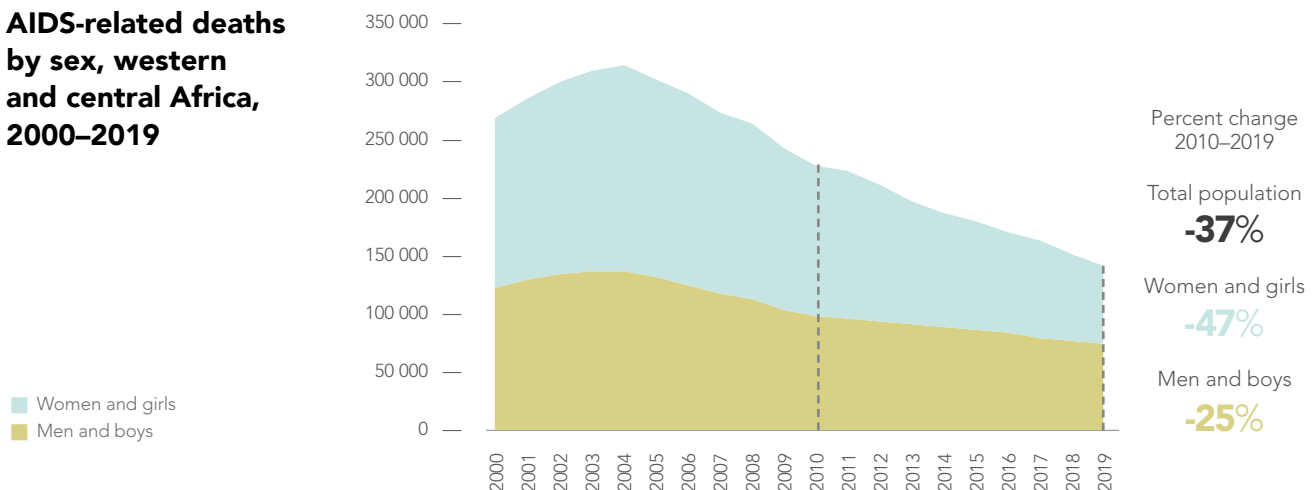
State of the epidemic

New HIV infections by sex, western and central Africa, 2000–2019



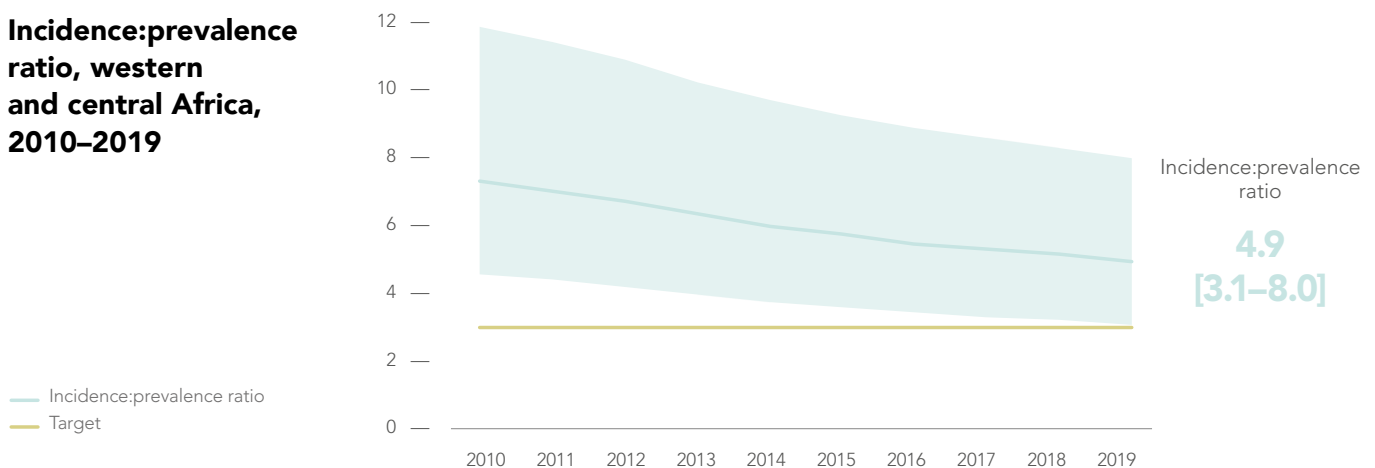
Source: UNAIDS epidemiological estimates, 2020 (see <https://aidsinfo.unaids.org/>).

AIDS-related deaths by sex, western and central Africa, 2000–2019



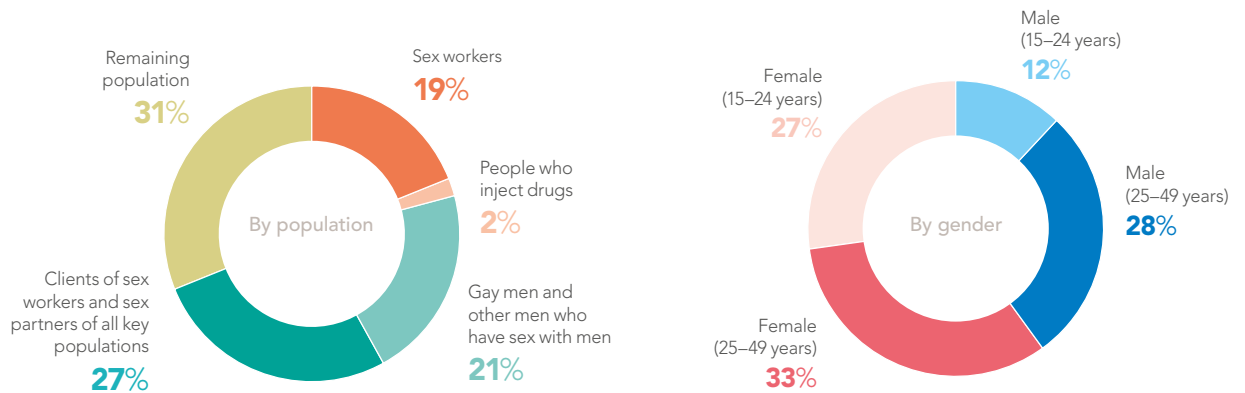
Source: UNAIDS epidemiological estimates, 2020 (see <https://aidsinfo.unaids.org/>).

Incidence:prevalence ratio, western and central Africa, 2010–2019



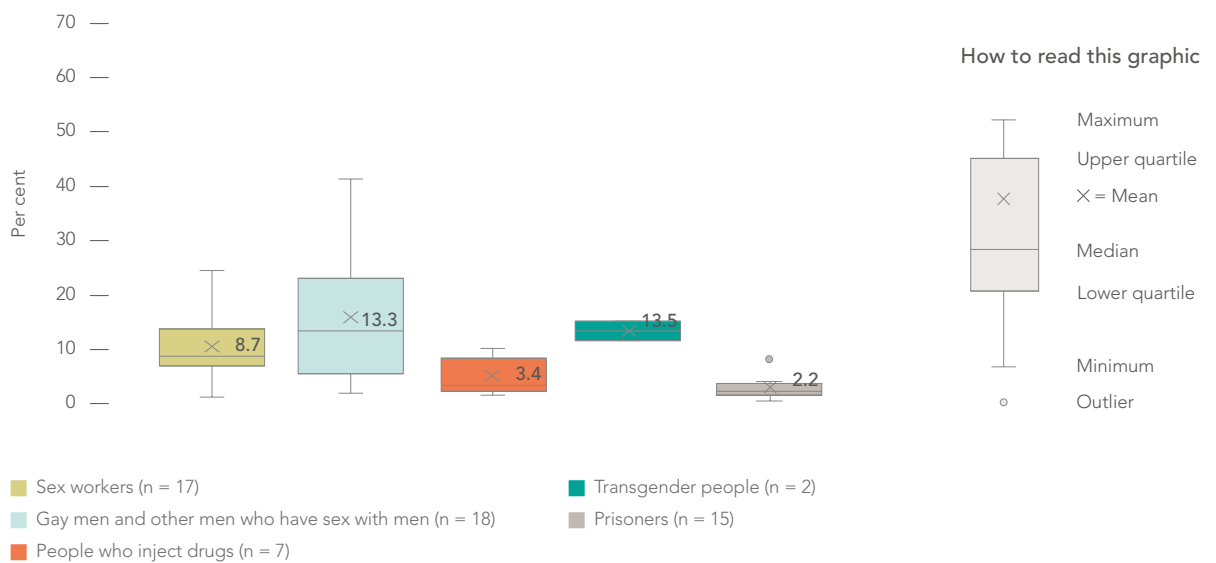
Source: UNAIDS epidemiological estimates, 2020 (see <https://aidsinfo.unaids.org/>).

Distribution of new HIV infections by population (aged 15–49 years), western and central Africa, 2019



Source: UNAIDS special analysis, 2020 (see methods annex).

HIV prevalence among key populations, western and central Africa, 2015–2019



Source: UNAIDS Global AIDS Monitoring, 2020 (see <https://aidsinfo.unaids.org/>). Note (n = number of countries reporting).

Estimated size of key populations, western and central Africa, 2018–2019

	National adult population (15+), 2018	National adult population (15+), 2019	Sex workers	Sex workers as percentage of adult population (15+)	Gay men and other men who have sex with men	Gay men and other men who have sex with men as percentage of adult population (15+)	People who inject drugs	People who inject drugs as percentage of adult population (15+)	Transgender people	Transgender people as percentage of adult population (15+)	Prisoners	Prisoners as percentage of adult population (15+)
Cameroon	14 400 000	14 900 000										
Côte d'Ivoire	14 100 000	14 400 000									41 000	0.29%
Democratic Republic of the Congo	55 500 000	58 100 000	350 000	0.63%	190 000	0.35%	160 000	0.28%				
Gambia	1 290 000	1 270 000										
Mali	10 000 000	10 300 000										
Niger	11 100 000	11 700 000										
Senegal	8 900 000	9 200 000					3100	0.04%			9500	0.11%
Togo	4 600 000	4 700 000									5100	0.11%

- National population size estimate
- Local population size estimate
- Insufficient data
- No data

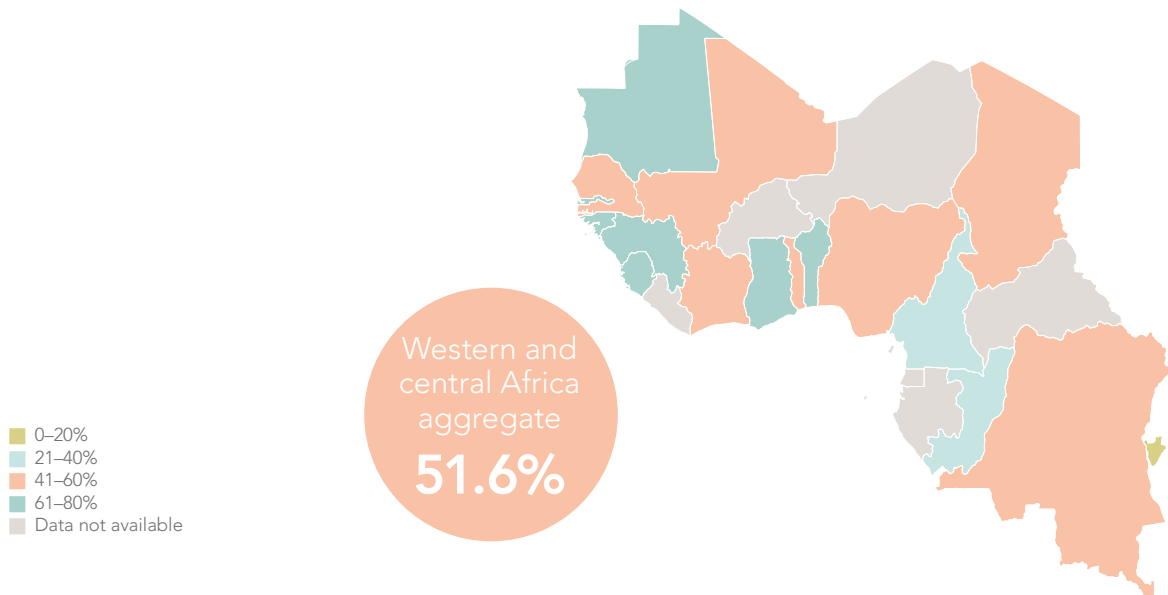
Sources: UNAIDS Global AIDS Monitoring, 2020 (see <https://aidsinfo.unaids.org/>); Spectrum Demproj module, 2020.
 Note 1: Estimates shown are government-provided estimates reported in 2018–2019. Additional and alternative estimates may be available from different sources, including the Key Populations Atlas (<https://kpatlas.unaids.org/>), academic publications or institutional documents.
 Note 2: The regions covered by the local population size estimates are as follows:
 Côte d'Ivoire: Bouaké, San-pedro and Yamoussoukro
 Gambia: Banjul
 Mali sex workers: Bamako, Kayes, Koulikoro, Mopti, Ségou and Sikasso
 Mali gay men and other men who have sex with men: Bamako, Gao, Kayes, Koulikoro, Mopti, Ségou and Sikasso



Credit: World Food Programme, UNAIDS and the Magic System Foundation

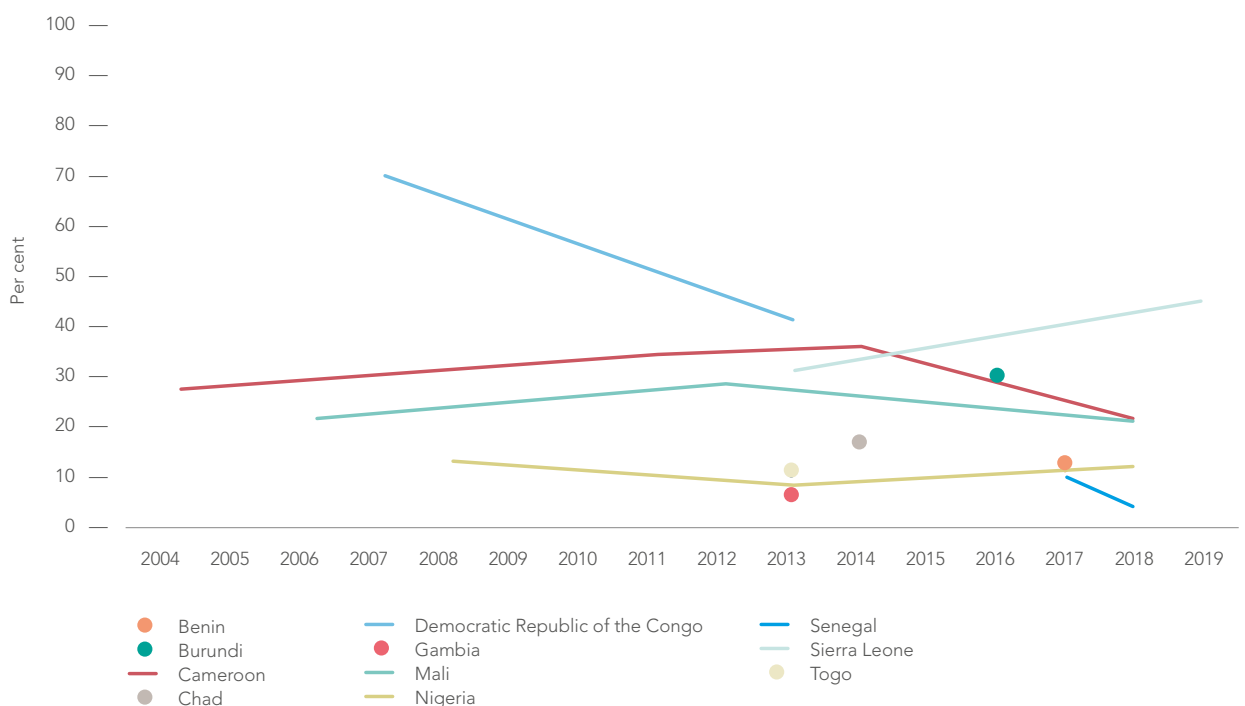
Stigma and discrimination and violence

Percentage of people aged 15–49 years who would not purchase vegetables from a shopkeeper living with HIV, countries with available data, western and central Africa, 2014–2018



Source: Population-based surveys, 2014–2019.
Note: Aggregate data refer to the most recent available from population-based surveys from 17 countries in the region during the period of 2014 to 2018, corresponding to 43% of the 2018 population.

Ever-married or partnered women aged 15 to 49 years who experienced physical and/or sexual violence by an intimate partner in the past 12 months, countries with available data, western and central Africa, 2006–2019



Source: Population-based surveys, 2006–2019.

Laws and policies

Laws and policies scorecard, western and central Africa, 2019

	Criminalization of transgender people	Criminalization of sex work	Criminalization of same-sex sexual acts	Drug use or possession for personal use an offence	Parental consent for adolescents to access HIV testing	Spousal consent for married women to access sexual and reproductive health services
Benin	b	b	b	b	b	b
Burkina Faso	b	c	b	b	b	b
Burundi	a	d	m	r	w	w
Cabo Verde		am	m			
Cameroon	b	b	b	b	x	b
Central African Republic	b	e	b	b	b	b
Chad		an	n		y	l
Congo	b	b	b	b	b	b
Côte d'Ivoire	b	b	b	b	w	b
Democratic Republic of the Congo	b	b	b	b	z	
Equatorial Guinea	a	ao	m	s	a	a
Gabon	b	f	o	t	b	b
Gambia		g	p	u	b	b
Ghana	b	b	b	b	b	b
Guinea	b	h	b	b	aa	b
Guinea-Bissau	b	b	b	b	ab	
Liberia	b	b	b	b	b	b
Mali	b	i	b	b	b	b
Mauritania	b	b	b	b	b	b
Niger	b	b	q	b	ac	b
Nigeria	b	b	b	v	b	b
Sao Tome and Principe	b	b	b	b	b	b
Senegal	b	j	b	b	b	b
Sierra Leone	b	k	b	b	b	b
Togo	b	l	b	b	b	b

■ Criminalized and/or prosecuted
■ Neither criminalized nor prosecuted
■ Data not available

■ Any criminalization or punitive regulation of sex work
■ Sex work is not subject to punitive regulations or is not criminalized
■ Issue is determined/differs at the subnational level
■ Data not available

■ Death penalty
■ Imprisonment or no penalty specified
■ Data not available

■ Compulsory detention for drug offences
■ Data not available

■ Yes, for adolescents younger than 18
■ Yes, for adolescents younger than 14 or 16
■ Yes, for adolescents younger than 12
■ No
■ Data not available

■ Yes
■ No
■ Data not available

Laws penalizing same-sex sexual acts have been decriminalized or never existed, or no specific legislation

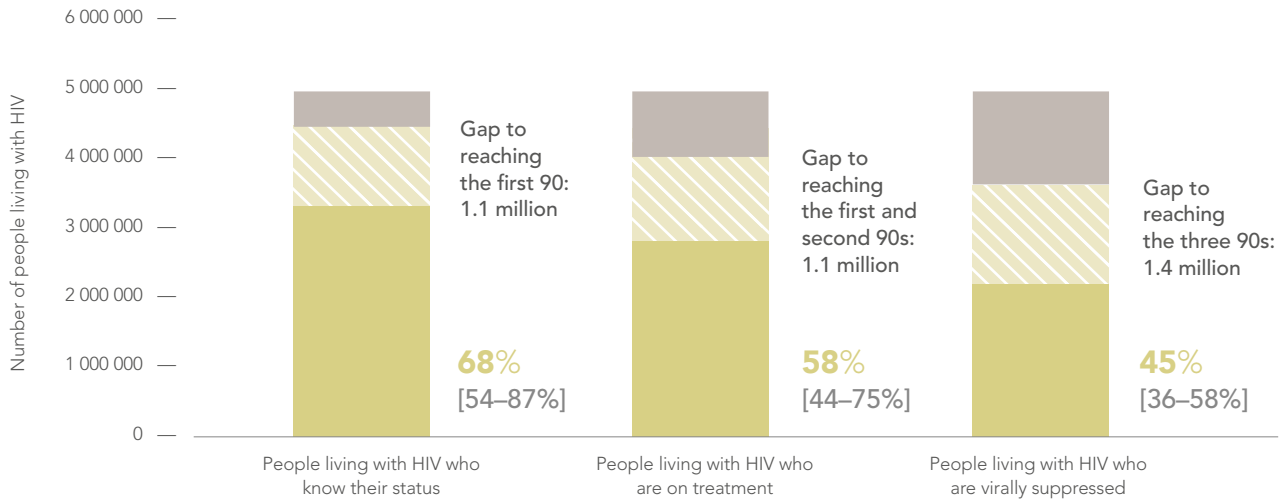
Possession of drugs for personal use or drug use or consumption are specified as a criminal offence

Possession of drugs for personal use or drug use or consumption are not punished by laws or regulations

Possession of drugs for personal use or drug use or consumption is specified as a non-criminal offence

HIV testing and treatment

HIV testing and treatment cascade, western and central Africa, 2019



Source: UNAIDS special analysis, 2020 (see methods annex).



Credit: UNAIDS

90-90-90 country scorecard, western and central Africa, 2019

	First 90: percentage of people living with HIV who know their status			Second 90: percentage of people who know their status who are on treatment			Third 90: percentage of people living with HIV on treatment who are virally suppressed			Viral load suppression: percentage of people living with HIV who are virally suppressed		
	All ages	Women (15 years and older)	Men (15 years and older)	All ages	Women (15 years and older)	Men (15 years and older)	All ages	Women (15 years and older)	Men (15 years and older)	All ages	Women (15 years and older)	Men (15 years and older)
Western and central Africa	68	77	63	85	88	78	78	79	78	45	53	38
Benin	72	86	56	91	91	88	73	73	73	48	58	36
Burkina Faso	73	86	65	93	100	77						
Burundi	86	98	81	98	100	94						
Cabo Verde			94			91	53	53	53	50	54	45
Cameroon	79	84	78	78	80	72						
Central African Republic	70	75	66	65	71	51						
Chad	65	72	69	89	96	77						
Congo	51	58	46	49	46	51						
Côte d'Ivoire	73	82	64	86	86	84	79	80	80	50	57	43
Democratic Republic of the Congo	54	53	72	98	97	100						
Equatorial Guinea	69	79	61	52	65	30						
Gabon	88	91	86	58	58	60						
Gambia	42	51	32	68	72	52						
Ghana	58	70	44	77	77	75	68	68	68	31	37	22
Guinea	57	62	49	99	100	94						
Guinea-Bissau	54	63	47	75	87	46						
Liberia	58	71	46	57	60	46						
Mali	43	47	43	85	89	75						
Mauritania	78	66	96	73	93	58						
Niger	66	76	58	93	95	87	73	74	72	44	53	36
Nigeria	73	86	63	89	93	80						
Sao Tome and Principe												
Senegal	71	89	54	98	100	94	81	84	80	57	75	41
Sierra Leone	48	64	37	88	90	82						
Togo	73	82	65	88	92	77						

Legend for 90-90-90

95% and above
90-94%
85-89%
70-84%
50-69%
Less than 50%

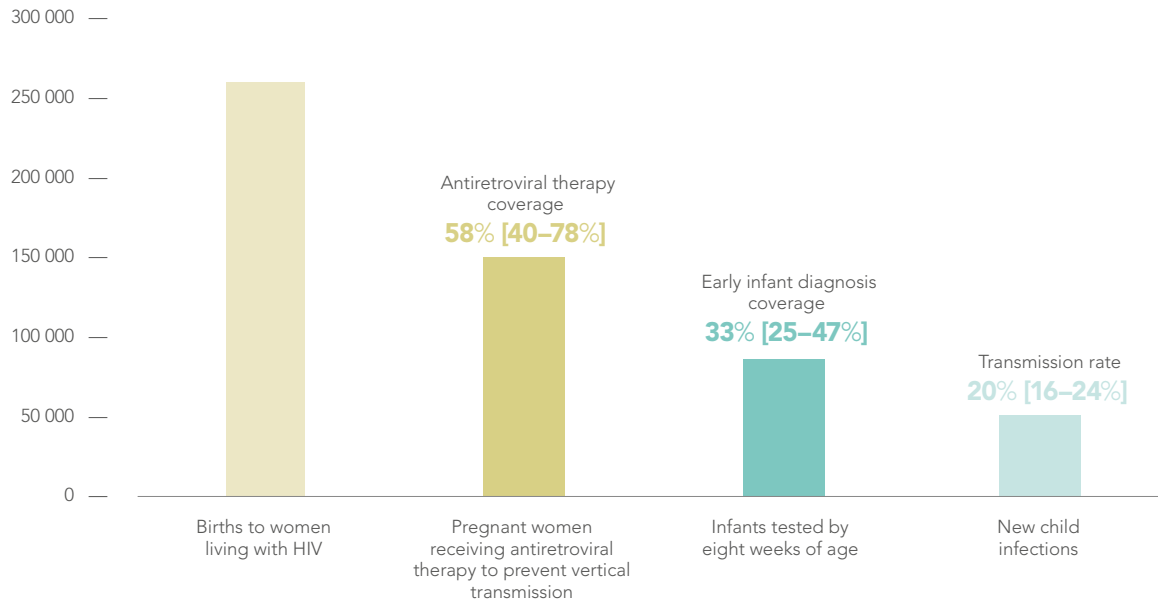
Legend for viral load suppression

86% and above
73-85%
65-72%
40-64%
25-39%
Less than 25%

Source: UNAIDS special analysis, 2020 (see methods annex).

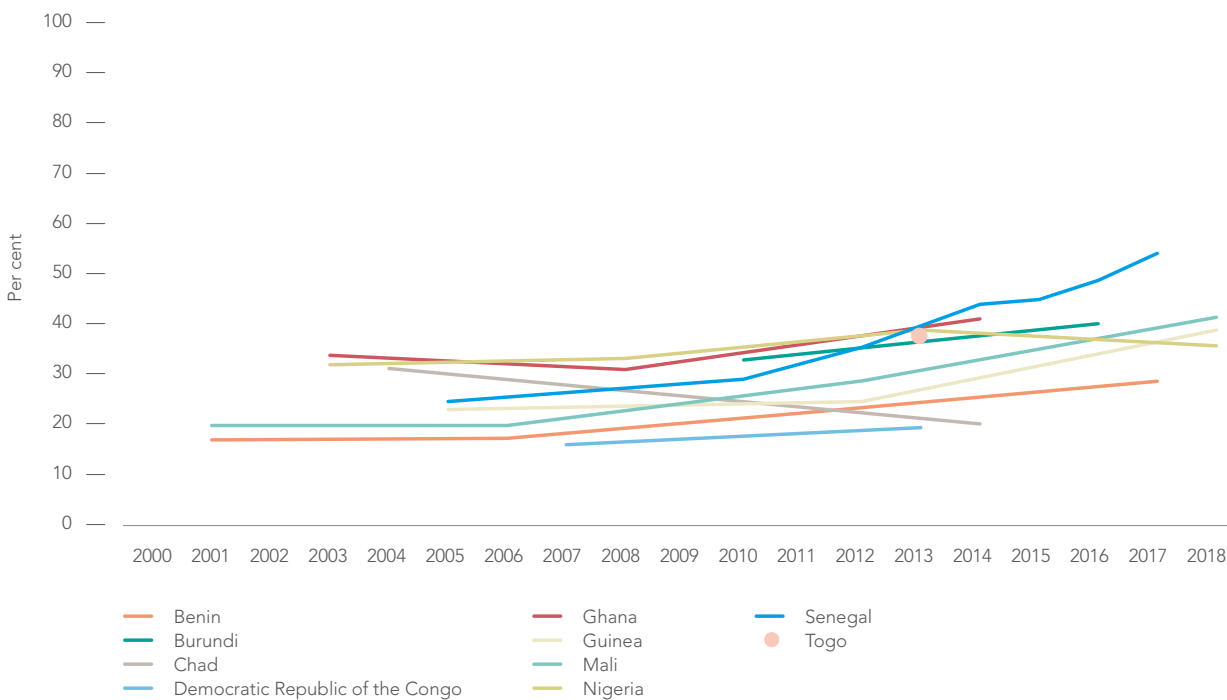
People-centred services

Services for pregnant women living with HIV, early infant diagnosis, number of new vertical infections and transmission rate, western and central Africa, 2019



Source: UNAIDS epidemiological estimates, 2020 (see <https://aidsinfo.unaids.org/>); Global AIDS Monitoring, 2020 (see <https://aidsinfo.unaids.org/>).

Women aged 15 to 49 years who have their demand for family planning satisfied by modern methods, countries with available data, western and central Africa, 2001–2018



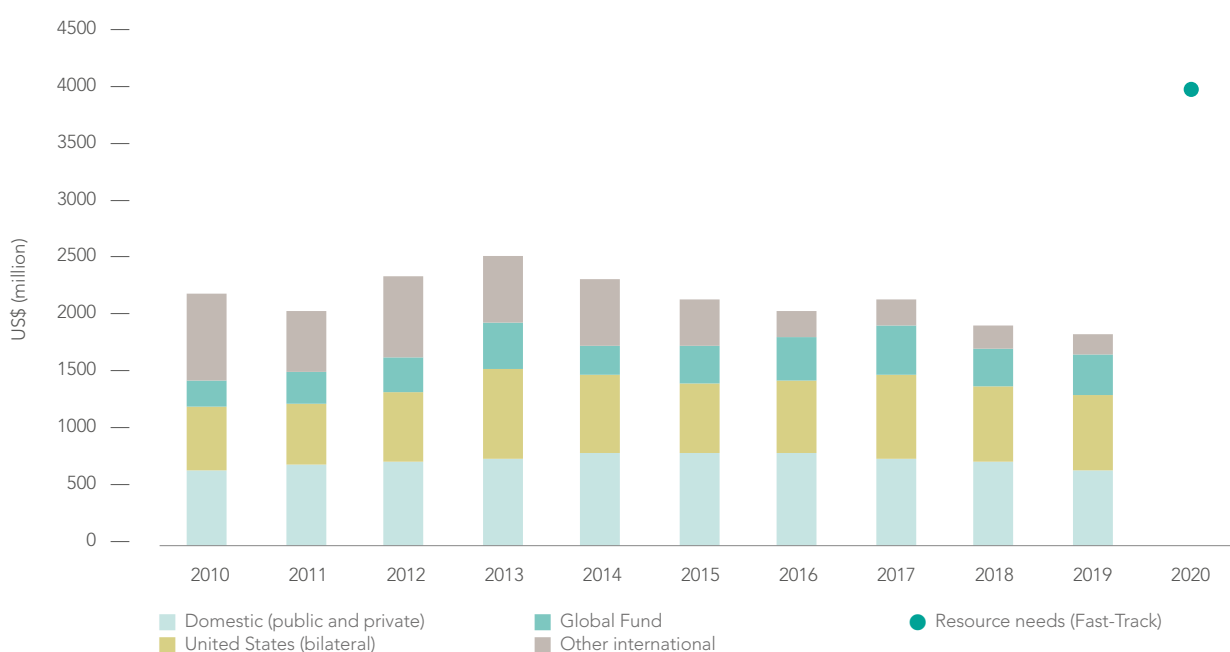
Source: Population-based surveys, 2001–2018.

Investing to end AIDS

The resources available for HIV responses in western and central Africa in 2019 were only 46% of the 2020 target. HIV financing in the region peaked in 2013, with funding from all sources declining by 14% between 2015 and 2019 (all trends measured in constant 2016 US dollars to control for inflation). The sources of funding for HIV responses in the region have been domestic spending (36% in 2019), United States Government bilateral contributions (35% in 2019) and the Global Fund to Fight AIDS, Tuberculosis and Malaria (20% in 2019).

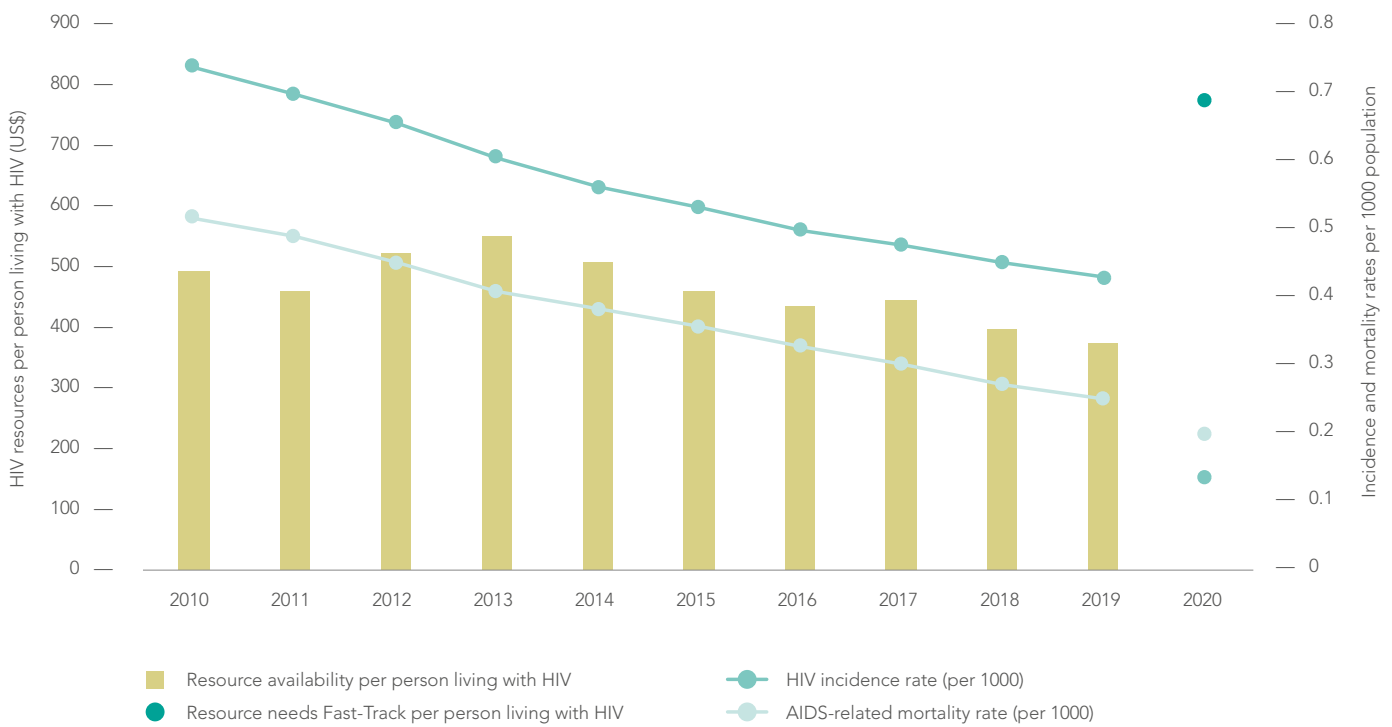
United States Government bilateral contributions and Global Fund financing have increased by 20% and 55%, respectively, between 2010 to 2019, while domestic resources decreased by 1% and other international contributions decreased by 77% over the same period. All funding sources experienced declines between 2018 and 2019, except for the Global Fund, which increased by 10% after having decreased disbursements in the region by 23% from 2017 to 2018 due to grant management cycles.

Resource availability for HIV by source, 2010–2019, and estimated Fast-Track resource needs in 2020, western and central Africa



Source: UNAIDS financial estimates, 2020 (see <http://hivfinancial.unaids.org/hivfinancialdashboards.html>).

Total HIV resource availability per person living with HIV, HIV incidence and AIDS-related mortality rates in low- and middle-income countries in western and central Africa, 2010–2019 and 2020 target



Source UNAIDS financial estimates, 2020 (see <http://hivfinancial.unaids.org/hivfinancialdashboards.html>).
 Note: Resource availability per person living with HIV and resource needs are in constant 2016 US dollars.

BENIN

COUNTRY DATA

EPIDEMIC ESTIMATES

	2010	2015	2019
New HIV infections			
New HIV infections (all ages)	4700 [2300–9500]	4000 [1900–8000]	3500 [1700–6900]
New HIV infections (0–14)	1200 [640–2500]	680 [<500–1500]	<500 [<500–930]
New HIV infections (women, 15+)	2100 [990–4100]	2000 [920–3900]	1800 [840–3500]
New HIV infections (men, 15+)	1500 [690–3000]	1400 [640–2700]	1300 [590–2500]
HIV incidence per 1000 population	0.53 [0.26–1.07]	0.39 [0.19–0.79]	0.31 [0.15–0.62]
AIDS-related deaths			
AIDS-related deaths (all ages)	2300 [1200–4500]	2600 [1300–5100]	2300 [1200–4400]
AIDS-related deaths (0–14)	830 [<500–1800]	640 [<500–1300]	<500 [<500–840]
AIDS-related deaths (women, 15+)	670 [<500–1400]	970 [<500–2000]	820 [<500–1700]
AIDS-related deaths (men, 15+)	780 [<500–1400]	1000 [520–1900]	1100 [550–2000]
People living with HIV			
People living with HIV (all ages)	64 000 [43 000–99 000]	72 000 [48 000–110 000]	75 000 [50 000–110 000]
People living with HIV (0–14)	7900 [4700–14 000]	7100 [4300–12 000]	5600 [3300–9600]
People living with HIV (women, 15+)	33 000 [22 000–50 000]	39 000 [26 000–59 000]	42 000 [28 000–64 000]
People living with HIV (men, 15+)	23 000 [15 000–35 000]	26 000 [17 000–39 000]	27 000 [18 000–41 000]
HIV prevalence (15–49)	1.1 [0.8–1.8]	1.1 [0.7–1.7]	1 [0.6–1.5]

LAWS AND POLICIES

Laws criminalizing the transmission of, non-disclosure of or exposure to HIV transmission	Yes
Criminalization of sex work among consenting adults	Any criminalization or punitive regulation of sex work
Criminalization of same-sex sexual acts	Laws penalizing same-sex sexual acts have been decriminalized or never existed
Drug use or possession for personal use is an offence	Possession of drugs for personal use or drug use and/or consumption are specified as criminal offences
Criminalization of transgender people	Neither criminalized nor prosecuted
Laws or policies restricting the entry, stay and residence of people living with HIV	No
Parental consent for adolescents to access HIV testing	Yes, for adolescents younger than 14 years
Spousal consent for married women to access sexual and reproductive health services	No
Mandatory HIV testing for marriage, work or residence permits or for certain groups	No

STIGMA AND DISCRIMINATION

Percentage of women and men aged 15–49 years who report discriminatory attitudes towards people living with HIV (2018 refers to women only)	2014	2018
	67.1	73

Percentage of people living with HIV denied health services because of their HIV status in the last 12 months

Percentage of people living with HIV who reported a health-care professional told others about their HIV status without their consent

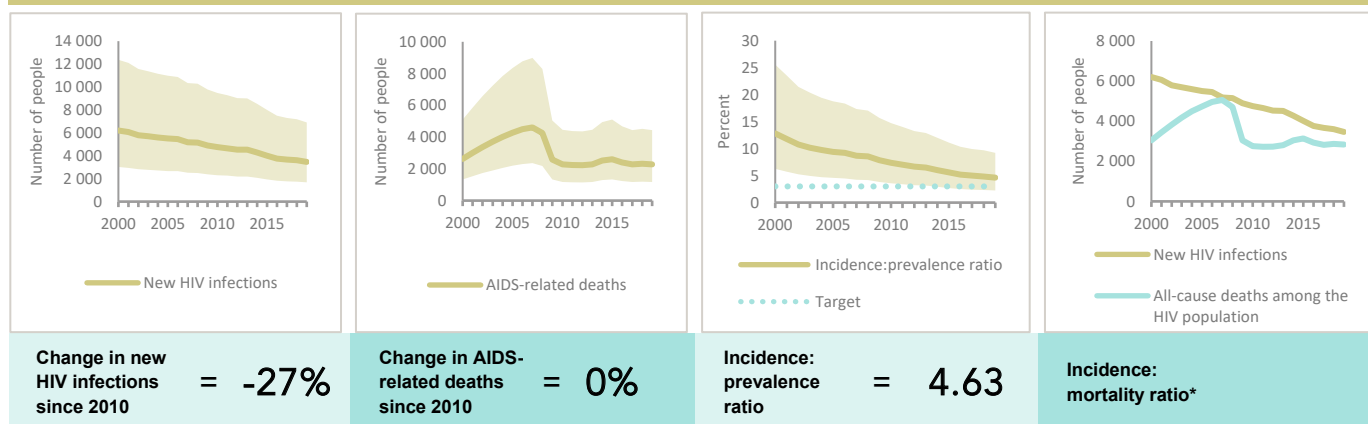
VIOLENCE

Proportion of ever-married or partnered women aged 15–49 years who experienced physical or sexual violence from a male intimate partner in the past 12 months	2018
	13.9

EXPENDITURES

	Financing sources					Total
	Domestic private	Domestic public	International: PEPFAR	International: Global Fund	International: all others	
Last available report: 2019	US\$ 0	US\$ 3 152 090	US\$ 0	US\$ 10 651 862	US\$ 2 299 668	US\$ 17 051 509

EPIDEMIC TRANSITION METRICS

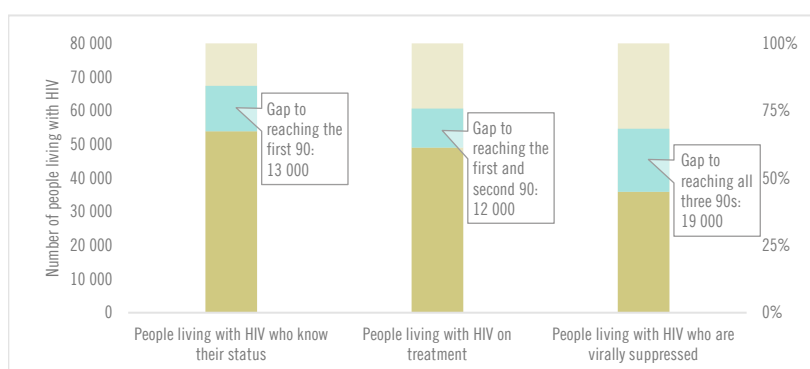


* The incidence:mortality ratio is not published if the country has not achieved antiretroviral therapy coverage of 81% or higher (the testing and treatment target for 2020).

KEY POPULATIONS

	Sex workers	Men who have sex with men	People who inject drugs	Transgender people	Prisoners
Estimated size of population
HIV prevalence	8.5%	7.0%	2.2%	...	0.6%
HIV testing and status awareness	59.2%	84.1%	71.2%	88.5%	...
Antiretroviral therapy coverage
Condom use	83.5%	66.0%	51.8%	86.8%	...
Coverage of HIV prevention programmes
Avoidance of health care because of stigma and discrimination
Expenditures in US\$ (2019)	726 662	1 228 779	224 782	165 005	229 186

HIV TESTING AND TREATMENT CASCADE



	2010	2019
All ages	72% [48–100%] 48 986	65% [44–100%] 48 986
Children (0–14)	41% [24–71%] 2 280	41% [24–71%] 2 280
Women (15+)	86% [57–100%] 33 516	79% [53–100%] 33 516
Men (15+)	56% [37–86%] 13 190	49% [33–75%] 13 190

ELIMINATION OF MOTHER-TO-CHILD TRANSMISSION

	2010	2019
Percentage of pregnant women living with HIV accessing antiretroviral medicines	21% [13–34%]	100% [99–100%]
Final vertical transmission rate including during breastfeeding	29% [23–40%]	13% [10–17%]
Early infant diagnosis	...% [...–...%]	68.3% [42.4– >95%]

HIV COMORBIDITIES

Estimated number of incident tuberculosis cases among people living with HIV (2018)	940 [610–1400]
People living with HIV who started TB preventive therapy (2018)	7.1%
Cervical cancer screening of women living with HIV	...
People coinfecting with HIV and hepatitis C virus starting hepatitis C treatment	...

HIV PREVENTION

Adults aged 15+ years with unsuppressed viral load	0.5%
Knowledge of HIV prevention among young people aged 15–24 years (2017)	
— Women	15%
— Men	18.6%
Condom use at last sex with a non-marital, non-cohabiting partner among people aged 15–49 years (2017)	
— Women	22.9%
— Men	36%
Women aged 15–49 years who have their demand for family planning satisfied by modern methods (2018)	28.8%
Men aged 15–49 years who are circumcised (2012)	Not applicable
Voluntary medical male circumcisions performed according to national standards	Not applicable
People who received PrEP at least once during the reporting period	...
Harm reduction	
— Use of sterile injecting equipment at last injection (2017)	94.6%
— Needles and syringes distributed per person who injects	...
— Coverage of opioid substitution therapy	...
— Naloxone available (2019)	No
— Safe injection rooms available (2019)	No

BURKINA FASO

COUNTRY DATA

EPIDEMIC ESTIMATES

	2010	2015	2019
New HIV infections			
New HIV infections (all ages)	5300 [4000–6800]	3300 [2300–4800]	2700 [1800–4200]
New HIV infections (0–14)	2000 [1200–2800]	940 [<500–1700]	880 [530–1600]
New HIV infections (women, 15+)	1700 [1300–2300]	1300 [900–1800]	960 [640–1400]
New HIV infections (men, 15+)	1500 [1100–2000]	1100 [780–1600]	840 [560–1300]
HIV incidence per 1000 population	0.35 [0.26–0.45]	0.19 [0.13–0.28]	0.14 [0.09–0.21]
AIDS-related deaths			
AIDS-related deaths (all ages)	5000 [3700–6600]	4200 [3100–5600]	3100 [2300–4100]
AIDS-related deaths (0–14)	1600 [1100–2200]	1000 [560–1500]	730 [<500–1300]
AIDS-related deaths (women, 15+)	1700 [1200–2300]	970 [670–1300]	780 [530–1100]
AIDS-related deaths (men, 15+)	1700 [1300–2200]	2200 [1600–2800]	1600 [1200–2100]
People living with HIV			
People living with HIV (all ages)	110 000 [94 000–140 000]	110 000 [89 000–130 000]	100 000 [84 000–120 000]
People living with HIV (0–14)	19 000 [14 000–24 000]	14 000 [9500–18 000]	9800 [6700–13 000]
People living with HIV (women, 15+)	53 000 [44 000–64 000]	55 000 [45 000–66 000]	56 000 [46 000–67 000]
People living with HIV (men, 15+)	42 000 [34 000–51 000]	40 000 [33 000–47 000]	36 000 [29 000–43 000]
HIV prevalence (15–49)	1.2 [1–1.4]	0.9 [0.7–1.1]	0.7 [0.6–0.9]

LAWS AND POLICIES

Laws criminalizing the transmission of, non-disclosure of or exposure to HIV transmission	Yes
Criminalization of sex work among consenting adults	Any criminalization or punitive regulation of sex work
Criminalization of same-sex sexual acts	No specific legislation
Drug use or possession for personal use is an offence	Possession of drugs for personal use or drug use and/or consumption are specified as criminal offences
Criminalization of transgender people	Neither criminalized nor prosecuted
Laws or policies restricting the entry, stay and residence of people living with HIV	No
Parental consent for adolescents to access HIV testing	Yes, for adolescents younger than 18 years
Spousal consent for married women to access sexual and reproductive health services	No
Mandatory HIV testing for marriage, work or residence permits or for certain groups	No

STIGMA AND DISCRIMINATION

Percentage of women and men aged 15–49 years who report discriminatory attitudes towards people living with HIV

Percentage of people living with HIV denied health services because of their HIV status in the last 12 months

Percentage of people living with HIV who reported a health-care professional told others about their HIV status without their consent

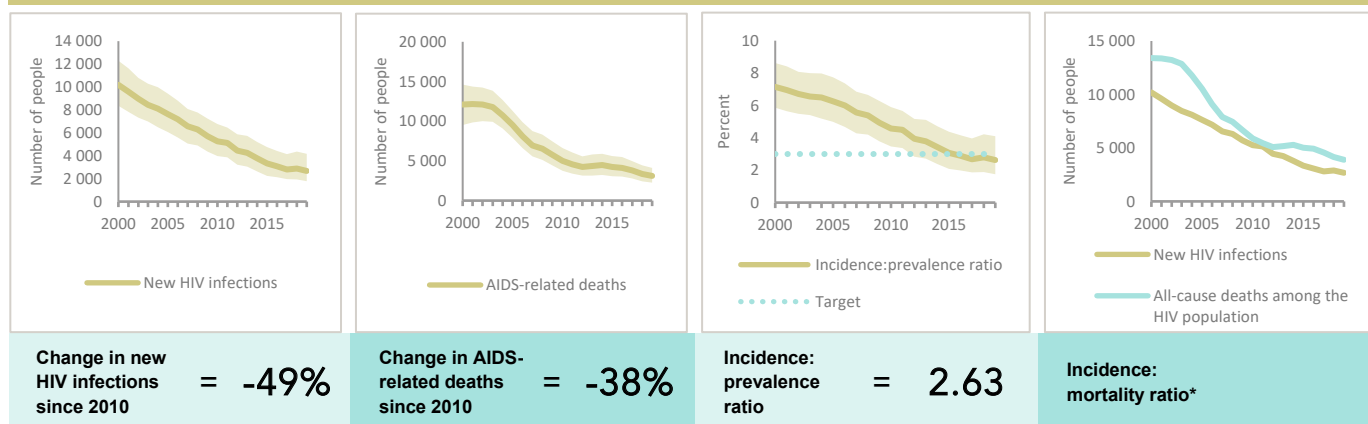
VIOLENCE

Proportion of ever-married or partnered women aged 15–49 years who experienced physical or sexual violence from a male intimate partner in the past 12 months

EXPENDITURES

	Financing sources					Total
	Domestic private	Domestic public	International: PEPFAR	International: Global Fund	International: all others	
Last available report: 2019	US\$ 0	US\$ 9 169 190	US\$ 0	US\$ 24 366 033	US\$ 0	US\$ 33 535 223

EPIDEMIC TRANSITION METRICS

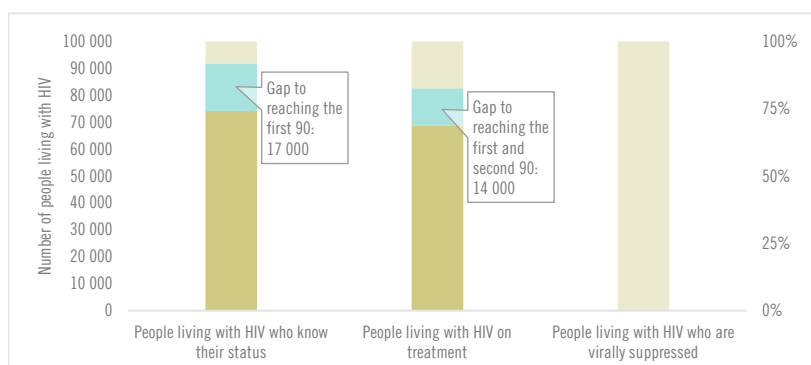


* The incidence:mortality ratio is not published if the country has not achieved antiretroviral therapy coverage of 81% or higher (the testing and treatment target for 2020).

KEY POPULATIONS

	Sex workers	Men who have sex with men	People who inject drugs	Transgender people	Prisoners
Estimated size of population
HIV prevalence	5.4%	1.9%	2.2%
HIV testing and status awareness	74.7%	67.9%
Antiretroviral therapy coverage
Condom use	92.9%	87.2%
Coverage of HIV prevention programmes	46.8%	76.4%
Avoidance of health care because of stigma and discrimination
Expenditures in US\$

HIV TESTING AND TREATMENT CASCADE



	73% [60–88%]	67% [56–81%] 68 683	...% [...-...%]
All ages			
Children (0–14)	...% [...-...%]	29% [20–39%] 2 815	...% [...-...%]
Women (15+)	86% [71–100%]	86% [71–100%] 47 863	...% [...-...%]
Men (15+)	65% [53–77%]	50% [40–59%] 18 005	...% [...-...%]

ELIMINATION OF MOTHER-TO-CHILD TRANSMISSION

	2010	2019
Percentage of pregnant women living with HIV accessing antiretroviral medicines	37% [27–46%]	81% [59–100%]
Final vertical transmission rate including during breastfeeding	26% [22–30%]	15% [12–22%]
Early infant diagnosis	7.1% [5.6–9.7%]	9.2% [7.1–12.7%]

HIV COMORBIDITIES

Estimated number of incident tuberculosis cases among people living with HIV (2018)	930 [600–1300]
People living with HIV who started TB preventive therapy (2018)	...
Cervical cancer screening of women living with HIV	...
People coinfectd with HIV and hepatitis C virus starting hepatitis C treatment	...

HIV PREVENTION

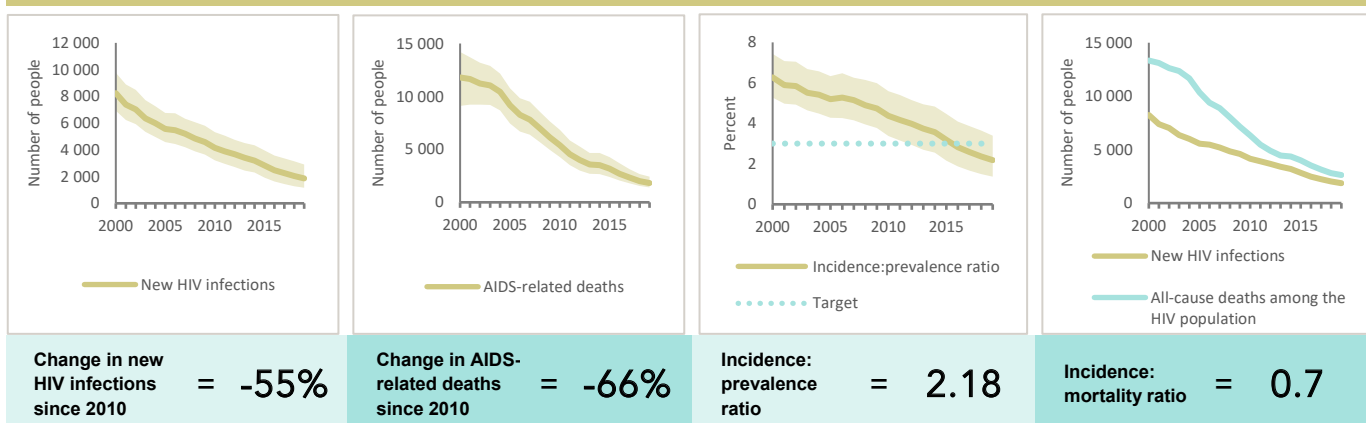
Adults aged 15+ years with unsuppressed viral load	...
Knowledge of HIV prevention among young people aged 15–24 years (2010)	
— Women	31.1%
— Men	35.8%
Condom use at last sex with a non-marital, non-cohabiting partner among people aged 15–49 years (2010)	
— Women	59%
— Men	74.2%
Women aged 15–49 years who have their demand for family planning satisfied by modern methods	...
Men aged 15–49 years who are circumcised (2010)	Not applicable
Voluntary medical male circumcisions performed according to national standards	Not applicable
People who received PrEP at least once during the reporting period	...
Harm reduction	
— Use of sterile injecting equipment at last injection	...
— Needles and syringes distributed per person who injects	...
— Coverage of opioid substitution therapy	...
— Naloxone available (2019)	No
— Safe injection rooms available (2019)	No

BURUNDI

EPIDEMIC ESTIMATES

	2010	2015	2019
New HIV infections			
New HIV infections (all ages)	4200 [3200–5300]	2800 [1900–4000]	1900 [1200–2900]
New HIV infections (0–14)	1700 [1200–2300]	1000 [580–1500]	770 [<500–1200]
New HIV infections (women, 15+)	1400 [990–1700]	1000 [690–1500]	620 [<500–1000]
New HIV infections (men, 15+)	1100 [770–1500]	790 [530–1200]	<500 [<500–780]
HIV incidence per 1000 population	0.5 [0.38–0.64]	0.29 [0.2–0.4]	0.17 [0.1–0.26]
AIDS-related deaths			
AIDS-related deaths (all ages)	5400 [4300–6900]	3200 [2400–4300]	1800 [1400–2400]
AIDS-related deaths (0–14)	1400 [1000–1800]	850 [550–1200]	610 [<500–920]
AIDS-related deaths (women, 15+)	1900 [1500–2500]	830 [590–1100]	540 [<500–710]
AIDS-related deaths (men, 15+)	2100 [1600–2700]	1500 [1100–1900]	670 [530–880]
People living with HIV			
People living with HIV (all ages)	95 000 [82 000–110 000]	89 000 [77 000–110 000]	85 000 [73 000–100 000]
People living with HIV (0–14)	17 000 [13 000–21 000]	12 000 [9700–16 000]	9400 [7000–12 000]
People living with HIV (women, 15+)	44 000 [37 000–53 000]	45 000 [39 000–54 000]	46 000 [39 000–55 000]
People living with HIV (men, 15+)	34 000 [29 000–42 000]	31 000 [27 000–37 000]	30 000 [26 000–36 000]
HIV prevalence (15–49)	1.6 [1.4–2]	1.3 [1.1–1.5]	1 [0.9–1.3]

EPIDEMIC TRANSITION METRICS



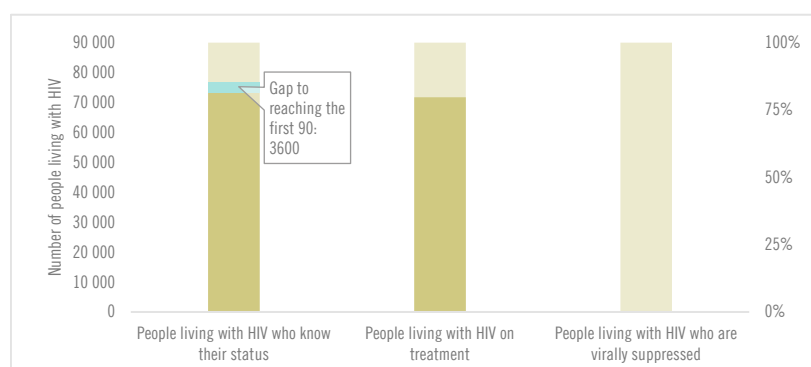
EXPENDITURES

	Financing sources					Total
	Domestic private	Domestic public	International: PEPFAR	International: Global Fund	International: all others	
Last available report: 2014	US\$ 2 098 404	US\$ 289 800	...	US\$ 15 903 384	US\$ 122 941	US\$ 18 414 529

Note: Global AIDS Monitoring report was not available at the time of publication.

COUNTRY DATA

HIV TESTING AND TREATMENT CASCADE



Category	Percentage	Number of people living with HIV
All ages	86% [74–100%]	71 743
Children (0–14)	40% [30–53%]	3 622
Women (15+)	98% [84–100%]	44 894
Men (15+)	81% [70–97%]	23 227

ELIMINATION OF MOTHER-TO-CHILD TRANSMISSION

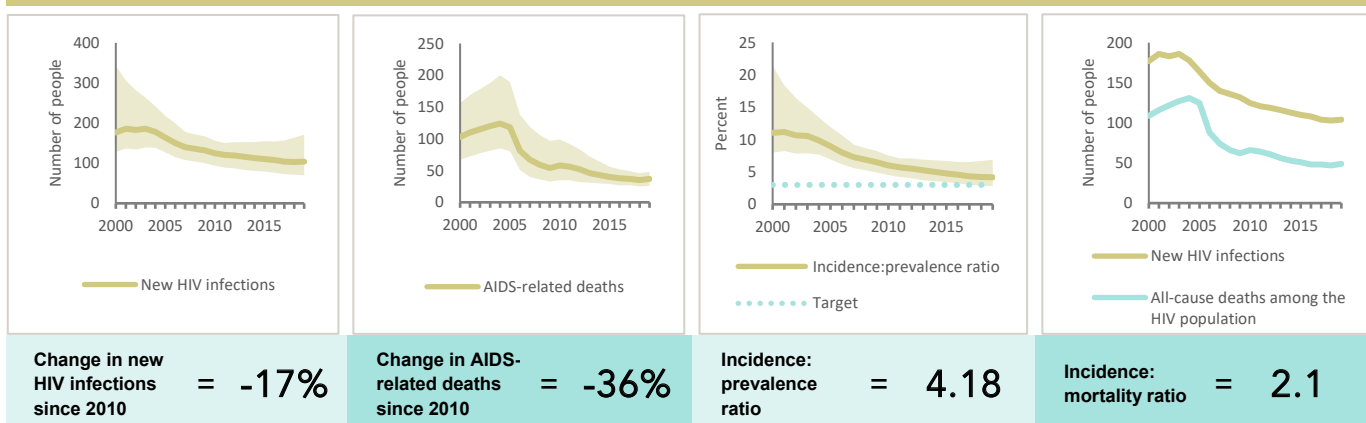
	2010	2019
Percentage of pregnant women living with HIV accessing antiretroviral medicines	44% [34–55%]	69% [53–85%]
Final vertical transmission rate including during breastfeeding	29% [26–32%]	15% [11–19%]
Early infant diagnosis	8.6% [6.9–11.0%]	...% [...–...%]

CABO VERDE

EPIDEMIC ESTIMATES

	2010	2015	2019
New HIV infections			
New HIV infections (all ages)	<200 [<100– <200]	<200 [<100– <200]	<200 [<100– <200]
New HIV infections (0–14)	... [...-...]	... [...-...]	... [...-...]
New HIV infections (women, 15+)	<100 [<100– <100]	<100 [<100– <100]	<100 [<100– <100]
New HIV infections (men, 15+)	<100 [<100– <100]	<100 [<100– <100]	<100 [<100– <100]
HIV incidence per 1000 population	0.26 [0.19–0.32]	0.21 [0.15–0.3]	0.19 [0.13–0.31]
AIDS-related deaths			
AIDS-related deaths (all ages)	<100 [<100– <100]	<100 [<100– <100]	<100 [<100– <100]
AIDS-related deaths (0–14)	... [...-...]	... [...-...]	... [...-...]
AIDS-related deaths (women, 15+)	<100 [<100– <100]	<100 [<100– <100]	<100 [<100– <100]
AIDS-related deaths (men, 15+)	<100 [<100– <100]	<100 [<100– <100]	<100 [<100– <100]
People living with HIV			
People living with HIV (all ages)	2100 [1800–2600]	2300 [2000–2700]	2500 [2100–3000]
People living with HIV (0–14)	... [...-...]	... [...-...]	... [...-...]
People living with HIV (women, 15+)	1100 [890–1300]	1200 [1000–1400]	1300 [1100–1600]
People living with HIV (men, 15+)	920 [770–1100]	1000 [890–1200]	1100 [930–1400]
HIV prevalence (15–49)	0.6 [0.5–0.8]	0.6 [0.5–0.7]	0.6 [0.5–0.7]

EPIDEMIC TRANSITION METRICS



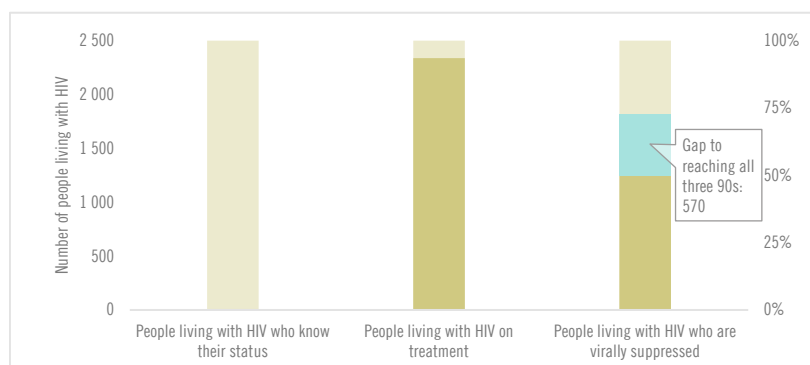
EXPENDITURES

	Financing sources					Total
	Domestic private	Domestic public	International: PEPFAR	International: Global Fund	International: all others	
Last available report: 2014	US\$ 93 000	US\$ 2 343 480	US\$ 28 723	US\$ 1 076 920	US\$ 269 531	US\$ 3 811 654

Note: Global AIDS Monitoring report was not available at the time of publication.

COUNTRY DATA

HIV TESTING AND TREATMENT CASCADE



All ages	...% [...-...%]	94% [79–100%] 2 338	50% [42–60%]
Children (0–14)	...% [...-...%]	...% [...-...%]% [...-...%]
Women (15+)	...% [...-...%]	100% [86–100%] 1 328	54% [45–64%]
Men (15+)	94% [78–100%]	85% [71–100%] 953	45% [37–56%]

ELIMINATION OF MOTHER-TO-CHILD TRANSMISSION

	2010	2019
Percentage of pregnant women living with HIV accessing antiretroviral medicines	...% [...-...%]	...% [...-...%]
Final vertical transmission rate including during breastfeeding	...% [...-...%]	...% [...-...%]
Early infant diagnosis	...% [...-...%]	...% [...-...%]

CAMEROON

COUNTRY DATA

EPIDEMIC ESTIMATES

	2010	2015	2019
New HIV infections			
New HIV infections (all ages)	33 000 [30 000–37 000]	23 000 [20 000–26 000]	17 000 [14 000–21 000]
New HIV infections (0–14)	6800 [4700–8800]	3100 [2400–4100]	3300 [1800–4600]
New HIV infections (women, 15+)	17 000 [16 000–19 000]	13 000 [11 000–15 000]	9000 [7200–11 000]
New HIV infections (men, 15+)	9100 [8100–11 000]	6900 [5900–8400]	4800 [3900–6100]
HIV incidence per 1000 population	1.73 [1.57–1.91]	1.04 [0.92–1.19]	0.69 [0.56–0.85]
AIDS-related deaths			
AIDS-related deaths (all ages)	22 000 [19 000–25 000]	25 000 [22 000–27 000]	14 000 [12 000–16 000]
AIDS-related deaths (0–14)	6000 [4500–7000]	3400 [2500–4300]	2500 [1600–3500]
AIDS-related deaths (women, 15+)	12 000 [9600–13 000]	12 000 [11 000–13 000]	6400 [5300–7500]
AIDS-related deaths (men, 15+)	4800 [3800–6000]	9400 [8500–10 000]	5100 [4300–5900]
People living with HIV			
People living with HIV (all ages)	520 000 [460 000–560 000]	520 000 [460 000–570 000]	510 000 [450 000–560 000]
People living with HIV (0–14)	49 000 [41 000–55 000]	41 000 [33 000–47 000]	31 000 [24 000–38 000]
People living with HIV (women, 15+)	310 000 [270 000–330 000]	320 000 [280 000–350 000]	320 000 [280 000–350 000]
People living with HIV (men, 15+)	160 000 [140 000–180 000]	160 000 [140 000–180 000]	160 000 [140 000–170 000]
HIV prevalence (15–49)	4.3 [3.7–4.7]	3.7 [3.1–4.1]	3.1 [2.6–3.5]

LAWS AND POLICIES

Laws criminalizing the transmission of, non-disclosure of or exposure to HIV transmission	Yes
Criminalization of sex work among consenting adults	Any criminalization or punitive regulation of sex work
Criminalization of same-sex sexual acts	Yes, imprisonment (up to 14 years)
Drug use or possession for personal use is an offence	Possession of drugs for personal use or drug use and/or consumption are specified as criminal offences
Criminalization of transgender people	Neither criminalized nor prosecuted
Laws or policies restricting the entry, stay and residence of people living with HIV	No
Parental consent for adolescents to access HIV testing	No
Spousal consent for married women to access sexual and reproductive health services	No
Mandatory HIV testing for marriage, work or residence permits or for certain groups	No

STIGMA AND DISCRIMINATION

Percentage of women and men aged 15–49 years who report discriminatory attitudes towards people living with HIV	2006	2014
(2006 refers to women only)	43.9	34.9

Percentage of people living with HIV denied health services because of their HIV status in the last 12 months

Percentage of people living with HIV who reported a health-care professional told others about their HIV status without their consent

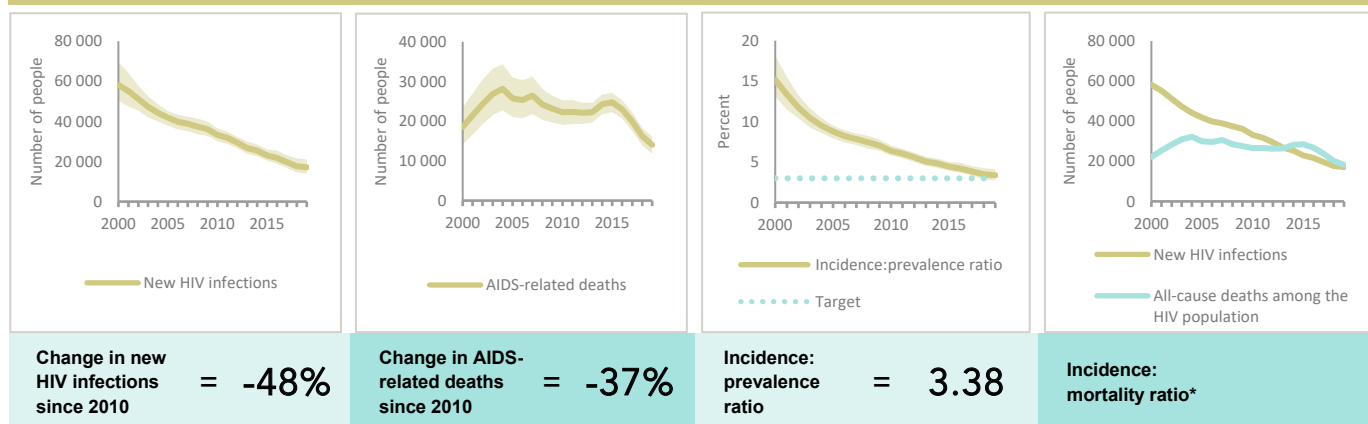
VIOLENCE

Proportion of ever-married or partnered women aged 15–49 years who experienced physical or sexual violence from a male intimate partner in the past 12 months	2014
	32.7

EXPENDITURES

	Financing sources					Total
	Domestic private	Domestic public	International: PEPFAR	International: Global Fund	International: all others	
Last available report: 2013	US\$ 13 745 789	US\$ 14 805 716	US\$ 12 252 577	US\$ 14 302 281	US\$ 17 442 940	US\$ 72 549 303

EPIDEMIC TRANSITION METRICS

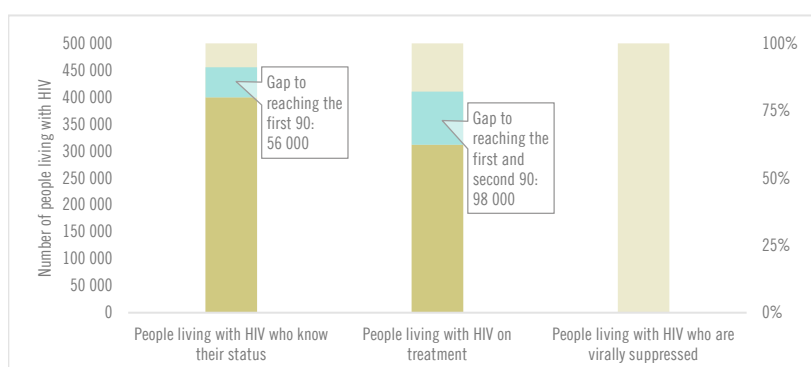


* The incidence:mortality ratio is not published if the country has not achieved antiretroviral therapy coverage of 81% or higher (the testing and treatment target for 2020).

KEY POPULATIONS

	Sex workers	Men who have sex with men	People who inject drugs	Transgender people	Prisoners
Estimated size of population
HIV prevalence	24.3%	20.6%	4.0%
HIV testing and status awareness	97.0%	67.3%
Antiretroviral therapy coverage	99.1%	97.2%
Condom use	96.0%
Coverage of HIV prevention programmes
Avoidance of health care because of stigma and discrimination	4.7%	13.5%
Expenditures in US\$

HIV TESTING AND TREATMENT CASCADE



	79% [70–87%]	62% [54–68%] 311 948	...% [...-...%]
All ages			
Children (0–14)	33% [25–40%]	33% [25–40%] 10 384	...% [...-...%]
Women (15+)	84% [74–92%]	67% [59–74%] 213 470	...% [...-...%]
Men (15+)	78% [68–86%]	56% [49–62%] 88 094	...% [...-...%]

ELIMINATION OF MOTHER-TO-CHILD TRANSMISSION

	2010	2019
Percentage of pregnant women living with HIV accessing antiretroviral medicines	44% [34–54%]	73% [55–89%]
Final vertical transmission rate including during breastfeeding	22% [20–24%]	14% [10–17%]
Early infant diagnosis	20.4% [16.8–26.9%]	64.4% [53.3–86.1%]

HIV COMORBIDITIES

Estimated number of incident tuberculosis cases among people living with HIV (2018)	13 000 [8700 –19 000]
People living with HIV who started TB preventive therapy (2018)	...
Cervical cancer screening of women living with HIV	...
People coinfectd with HIV and hepatitis C virus starting hepatitis C treatment	...

HIV PREVENTION

Adults aged 15+ years with unsuppressed viral load	...
Knowledge of HIV prevention among young people aged 15–24 years (2018)	
— Women	40.6%
— Men	35.8%

Condom use at last sex with a non-marital, non-cohabiting partner among people aged 15–49 years (2018)	
— Women	43.4%
— Men	62.6%

Women aged 15–49 years who have their demand for family planning satisfied by modern methods	...
--	-----

Men aged 15–49 years who are circumcised (2011)	Not applicable
---	----------------

Voluntary medical male circumcisions performed according to national standards	Not applicable
--	----------------

People who received PrEP at least once during the reporting period (2019)	374
---	-----

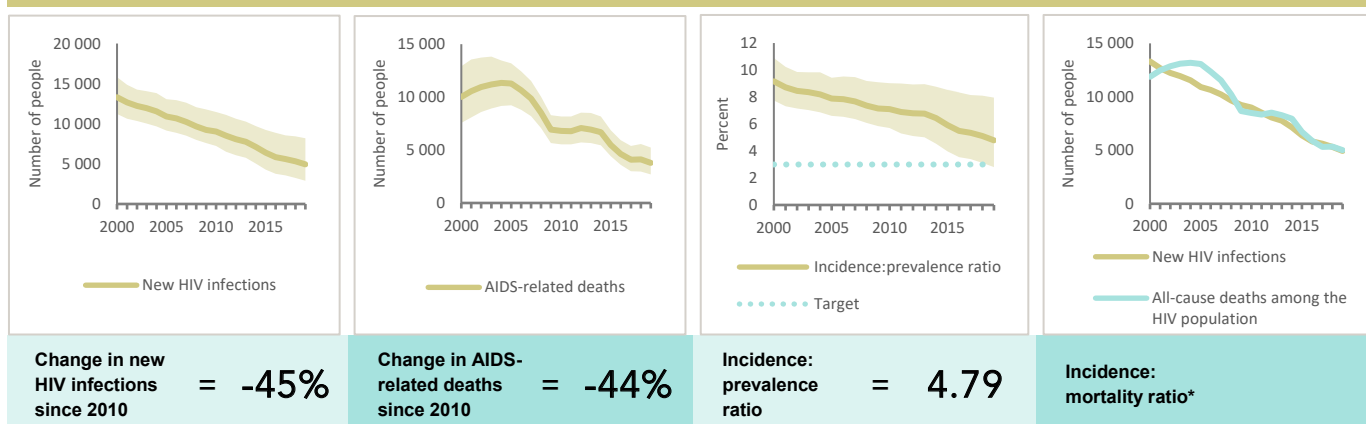
Harm reduction	
— Use of sterile injecting equipment at last injection	...
— Needles and syringes distributed per person who injects	...
— Coverage of opioid substitution therapy	...
— Naloxone available (2019)	...
— Safe injection rooms available (2019)	No

CENTRAL AFRICAN REPUBLIC

EPIDEMIC ESTIMATES

	2010	2015	2019
New HIV infections			
New HIV infections (all ages)	9000 [7200–11 000]	6400 [4300–9200]	4900 [2900–8200]
New HIV infections (0–14)	1800 [1300–2300]	910 [600–1400]	540 [<500–1100]
New HIV infections (women, 15+)	4200 [3200–5400]	3200 [2200–4600]	2500 [1500–4200]
New HIV infections (men, 15+)	3100 [2300–4100]	2300 [1600–3400]	1900 [1100–3200]
HIV incidence per 1000 population	2.16 [1.7–2.77]	1.5 [1–2.15]	1.1 [0.64–1.86]
AIDS-related deaths			
AIDS-related deaths (all ages)	6800 [5500–8200]	5500 [4400–6900]	3800 [2700–5200]
AIDS-related deaths (0–14)	1400 [1100–1800]	960 [700–1300]	580 [<500–930]
AIDS-related deaths (women, 15+)	3100 [2500–3800]	2600 [2100–3300]	1300 [890–1900]
AIDS-related deaths (men, 15+)	2300 [1800–2800]	1900 [1500–2400]	1900 [1500–2500]
People living with HIV			
People living with HIV (all ages)	130 000 [110 000–150 000]	110 000 [91 000–140 000]	100 000 [84 000–130 000]
People living with HIV (0–14)	12 000 [10 000–15 000]	9400 [7300–12 000]	6900 [5100–9100]
People living with HIV (women, 15+)	67 000 [55 000–79 000]	57 000 [48 000–71 000]	58 000 [47 000–74 000]
People living with HIV (men, 15+)	48 000 [40 000–57 000]	41 000 [34 000–52 000]	39 000 [31 000–51 000]
HIV prevalence (15–49)	5 [4.2–6.1]	4.1 [3.4–5.2]	3.5 [2.7–4.7]

EPIDEMIC TRANSITION METRICS



* The incidence:mortality ratio is not published if the country has not achieved antiretroviral therapy coverage of 81% or higher (the testing and treatment target for 2020).

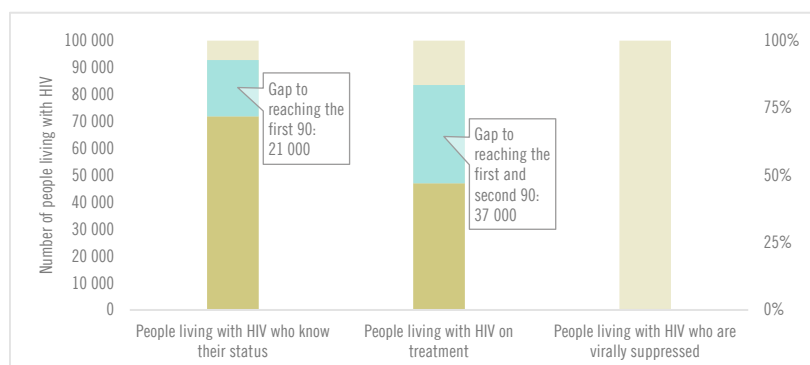
EXPENDITURES

	Financing sources					Total
	Domestic private	Domestic public	International: PEPFAR	International: Global Fund	International: all others	
Last available report: 2011	...	US\$ 1 892 102	...	US\$ 6 189 238	US\$ 764 633	US\$ 15 784 564

Note: Global AIDS Monitoring report was not available at the time of publication.

COUNTRY DATA

HIV TESTING AND TREATMENT CASCADE



All ages	70% [57–91%]	46% [37–59%] 47 032	...% [...–...%]
Children (0–14)	46% [34–61%]	46% [34–61%] 3 156	...% [...–...%]
Women (15+)	75% [61–97%]	53% [44–69%] 30 782	...% [...–...%]
Men (15+)	66% [53–86%]	34% [27–44%] 13 094	...% [...–...%]

ELIMINATION OF MOTHER-TO-CHILD TRANSMISSION

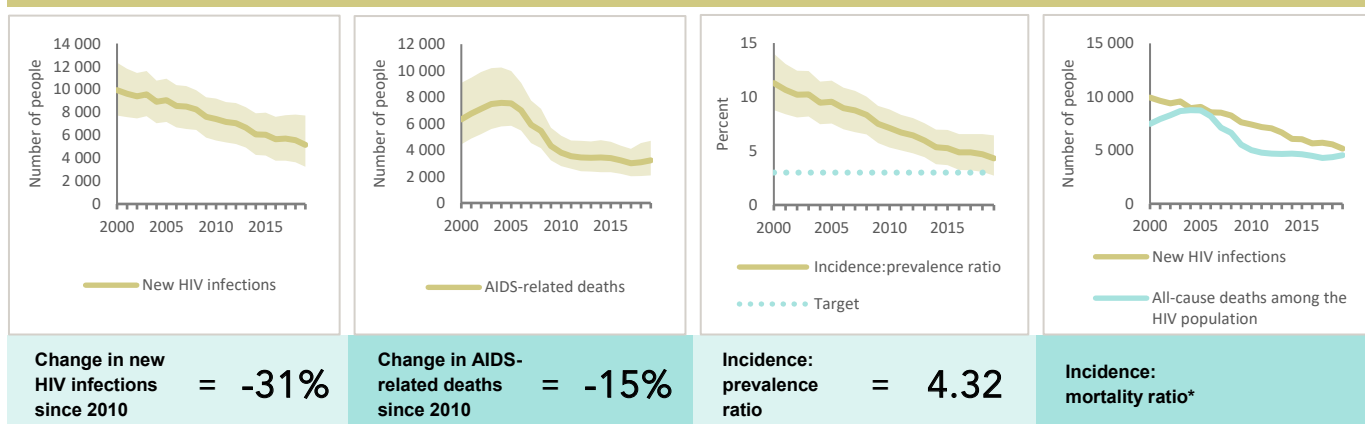
	2010	2019
Percentage of pregnant women living with HIV accessing antiretroviral medicines	32% [23–41%]	94% [69–100%]
Final vertical transmission rate including during breastfeeding	28% [26–30%]	12% [9–17%]
Early infant diagnosis	<1% [<1– <1%]	...% [...–...%]

CHAD

EPIDEMIC ESTIMATES

	2010	2015	2019
New HIV infections			
New HIV infections (all ages)	7400 [5500–9200]	6000 [4200–8000]	5200 [3200–7700]
New HIV infections (0–14)	3000 [2100–3900]	2000 [1200–2700]	1500 [740–2400]
New HIV infections (women, 15+)	2700 [2000–3300]	2400 [1600–3200]	2100 [1300–3300]
New HIV infections (men, 15+)	1800 [1300–2400]	1600 [1100–2300]	1500 [910–2300]
HIV incidence per 1000 population	0.65 [0.48–0.81]	0.45 [0.31–0.59]	0.34 [0.21–0.5]
AIDS-related deaths			
AIDS-related deaths (all ages)	3800 [2800–5100]	3400 [2300–4600]	3200 [2100–4700]
AIDS-related deaths (0–14)	2200 [1600–2900]	1600 [1000–2200]	1200 [650–1700]
AIDS-related deaths (women, 15+)	900 [600–1300]	890 [570–1300]	870 [520–1300]
AIDS-related deaths (men, 15+)	690 [<500–1000]	910 [600–1300]	1200 [730–1700]
People living with HIV			
People living with HIV (all ages)	100 000 [84 000–130 000]	110 000 [92 000–140 000]	120 000 [94 000–140 000]
People living with HIV (0–14)	19 000 [14 000–24 000]	16 000 [12 000–21 000]	14 000 [9400–18 000]
People living with HIV (women, 15+)	51 000 [41 000–61 000]	59 000 [48 000–70 000]	64 000 [52 000–76 000]
People living with HIV (men, 15+)	34 000 [27 000–41 000]	39 000 [32 000–46 000]	42 000 [33 000–50 000]
HIV prevalence (15–49)	1.5 [1.2–1.8]	1.4 [1.1–1.7]	1.2 [0.9–1.5]

EPIDEMIC TRANSITION METRICS



* The incidence:mortality ratio is not published if the country has not achieved antiretroviral therapy coverage of 81% or higher (the testing and treatment target for 2020).

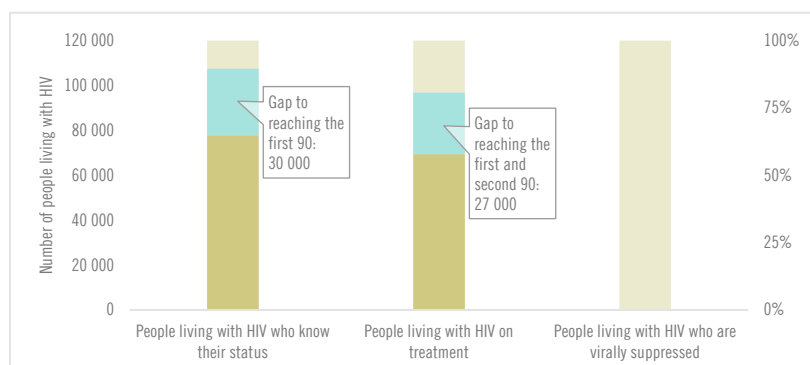
EXPENDITURES

	Financing sources					Total
	Domestic private	Domestic public	International: PEPFAR	International: Global Fund	International: all others	
Last available report: 2013	US\$ 123 770	US\$ 4 622 591	...	US\$ 7 037 322	US\$ 2 509 164	US\$ 17 632 654

Note: Global AIDS Monitoring report was not available at the time of publication.

COUNTRY DATA

HIV TESTING AND TREATMENT CASCADE



Category	Percentage	Number of People
All ages	65% [51–78%]	69 379
Children (0–14)	22% [15–29%]	3 098
Women (15+)	72% [59–87%]	44 336
Men (15+)	69% [54–82%]	21 945

ELIMINATION OF MOTHER-TO-CHILD TRANSMISSION

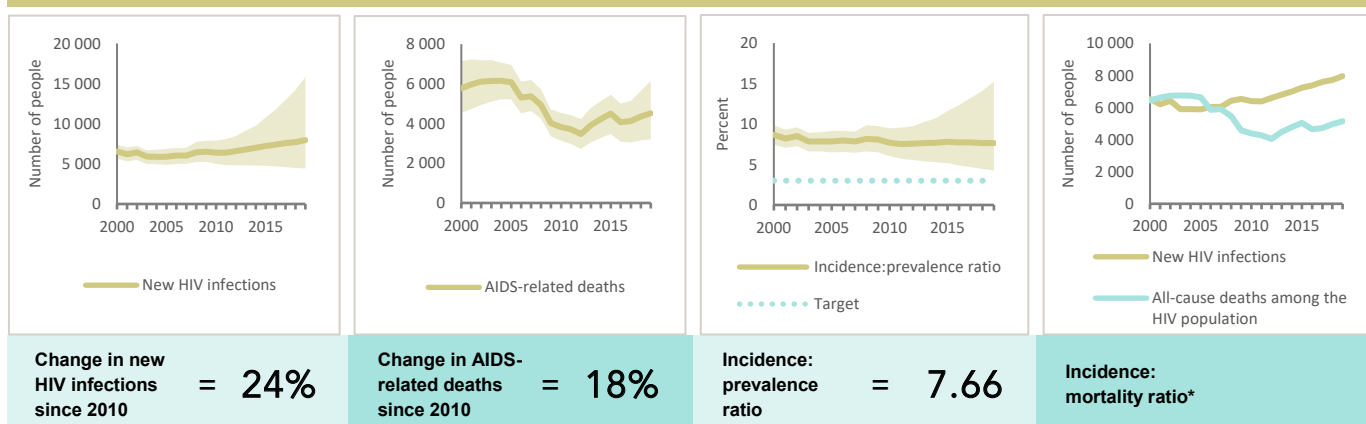
	2010	2019
Percentage of pregnant women living with HIV accessing antiretroviral medicines	15% [11–20%]	67% [48–84%]
Final vertical transmission rate including during breastfeeding	28% [26–31%]	17% [11–21%]
Early infant diagnosis	2.3% [1.7–3.1%]	...% [...–...%]

CONGO

EPIDEMIC ESTIMATES

	2010	2015	2019
New HIV infections			
New HIV infections (all ages)	6400 [5000–7900]	7200 [4800–11 000]	8000 [4400–16 000]
New HIV infections (0–14)	1400 [1100–1800]	1300 [880–1800]	1500 [930–2400]
New HIV infections (women, 15+)	3400 [2600–4300]	4000 [2600–6200]	4400 [2300–9200]
New HIV infections (men, 15+)	1600 [1200–2100]	1900 [1200–3000]	2100 [1100–4500]
HIV incidence per 1000 population	1.57 [1.22–1.93]	1.56 [1.03–2.34]	1.55 [0.86–3.11]
AIDS-related deaths			
AIDS-related deaths (all ages)	3800 [3100–4500]	4500 [3500–5500]	4500 [3200–6100]
AIDS-related deaths (0–14)	1000 [800–1300]	940 [660–1200]	990 [650–1500]
AIDS-related deaths (women, 15+)	2000 [1600–2400]	2200 [1700–2700]	2400 [1600–3200]
AIDS-related deaths (men, 15+)	770 [600–970]	1400 [1100–1700]	1200 [850–1700]
People living with HIV			
People living with HIV (all ages)	83 000 [70 000–96 000]	93 000 [75 000–120 000]	100 000 [78 000–140 000]
People living with HIV (0–14)	8200 [6700–9600]	7900 [6200–9500]	8000 [6000–10 000]
People living with HIV (women, 15+)	51 000 [42 000–58 000]	58 000 [46 000–72 000]	65 000 [49 000–91 000]
People living with HIV (men, 15+)	24 000 [20 000–28 000]	27 000 [22 000–34 000]	30 000 [23 000–42 000]
HIV prevalence (15–49)	3.2 [2.6–3.7]	3.1 [2.5–3.9]	3.1 [2.3–4.4]

EPIDEMIC TRANSITION METRICS



* The incidence:mortality ratio is not published if the country has not achieved antiretroviral therapy coverage of 81% or higher (the testing and treatment target for 2020).

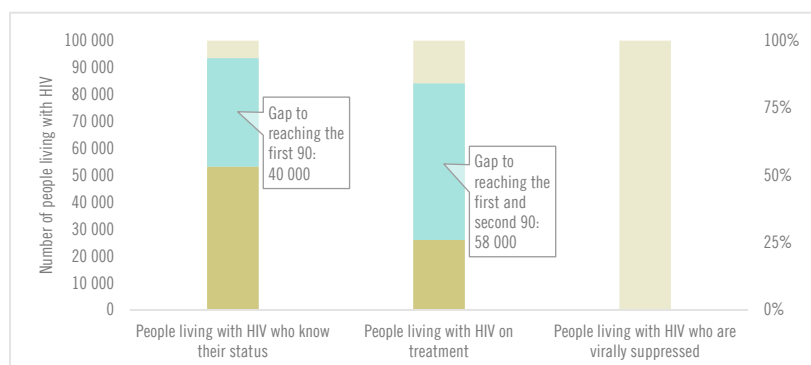
EXPENDITURES

	Financing sources					Total
	Domestic private	Domestic public	International: PEPFAR	International: Global Fund	International: all others	
Last available report: 2010	...	US\$ 8 104 228	...	US\$ 6 354 280	US\$ 1 676 938	US\$ 16 472 586

Note: Global AIDS Monitoring report was not available at the time of publication.

COUNTRY DATA

HIV TESTING AND TREATMENT CASCADE



Category	Percentage	Number of People
All ages	51% [38–71%]	26 030
Children (0–14)	18% [13–23%]	1 406
Women (15+)	58% [43–81%]	17 484
Men (15+)	46% [34–64%]	7 140

ELIMINATION OF MOTHER-TO-CHILD TRANSMISSION

	2010	2019
Percentage of pregnant women living with HIV accessing antiretroviral medicines	13% [10–17%]	10% [7–16%]
Final vertical transmission rate including during breastfeeding	30% [28–32%]	30% [28–32%]
Early infant diagnosis	8.1% [6.5–10.8%]	...% [...–...%]

EPIDEMIC ESTIMATES

	2010	2015	2019
New HIV infections			
New HIV infections (all ages)	27 000 [22 000–33 000]	19 000 [14 000–23 000]	12 000 [8500–17 000]
New HIV infections (0–14)	6600 [4800–8400]	3600 [2300–4800]	1900 [860–2900]
New HIV infections (women, 15+)	12 000 [9300–15 000]	9100 [6800–12 000]	6300 [4100–9000]
New HIV infections (men, 15+)	8100 [5900–11 000]	5900 [4400–8000]	4000 [2700–5900]
HIV incidence per 1000 population	1.41 [1.16–1.74]	0.86 [0.67–1.08]	0.51 [0.35–0.73]
AIDS-related deaths			
AIDS-related deaths (all ages)	27 000 [23 000–32 000]	21 000 [17 000–25 000]	13 000 [11 000–16 000]
AIDS-related deaths (0–14)	5500 [4200–6600]	3300 [2300–4200]	1600 [970–2300]
AIDS-related deaths (women, 15+)	11 000 [9300–14 000]	9100 [7500–11 000]	5700 [4700–7000]
AIDS-related deaths (men, 15+)	9900 [8300–12 000]	8200 [6700–10 000]	5500 [4600–7000]
People living with HIV			
People living with HIV (all ages)	500 000 [430 000–560 000]	460 000 [400 000–530 000]	430 000 [370 000–500 000]
People living with HIV (0–14)	61 000 [51 000–70 000]	45 000 [36 000–52 000]	32 000 [23 000–39 000]
People living with HIV (women, 15+)	270 000 [240 000–310 000]	260 000 [230 000–310 000]	260 000 [230 000–300 000]
People living with HIV (men, 15+)	160 000 [140 000–190 000]	150 000 [130 000–170 000]	140 000 [120 000–160 000]
HIV prevalence (15–49)	3.7 [3.2–4.2]	2.9 [2.5–3.4]	2.4 [2–2.8]

LAWS AND POLICIES

Laws criminalizing the transmission of, non-disclosure of or exposure to HIV transmission	Yes
Criminalization of sex work among consenting adults	Any criminalization or punitive regulation of sex work
Criminalization of same-sex sexual acts	No specific legislation
Drug use or possession for personal use is an offence	Possession of drugs for personal use or drug use and/or consumption are specified as criminal offences
Criminalization of transgender people	Neither criminalized nor prosecuted
Laws or policies restricting the entry, stay and residence of people living with HIV	No
Parental consent for adolescents to access HIV testing	Yes, for adolescents younger than 16 years
Spousal consent for married women to access sexual and reproductive health services	No
Mandatory HIV testing for marriage, work or residence permits or for certain groups	No

STIGMA AND DISCRIMINATION

Percentage of women and men aged 15–49 years who report discriminatory attitudes towards people living with HIV (2016 refers to women only)	2012	2016
	44.5	53

Percentage of people living with HIV denied health services because of their HIV status in the last 12 months	2016
	2.4

Percentage of people living with HIV who reported a health-care professional told others about their HIV status without their consent	2016
	3.4

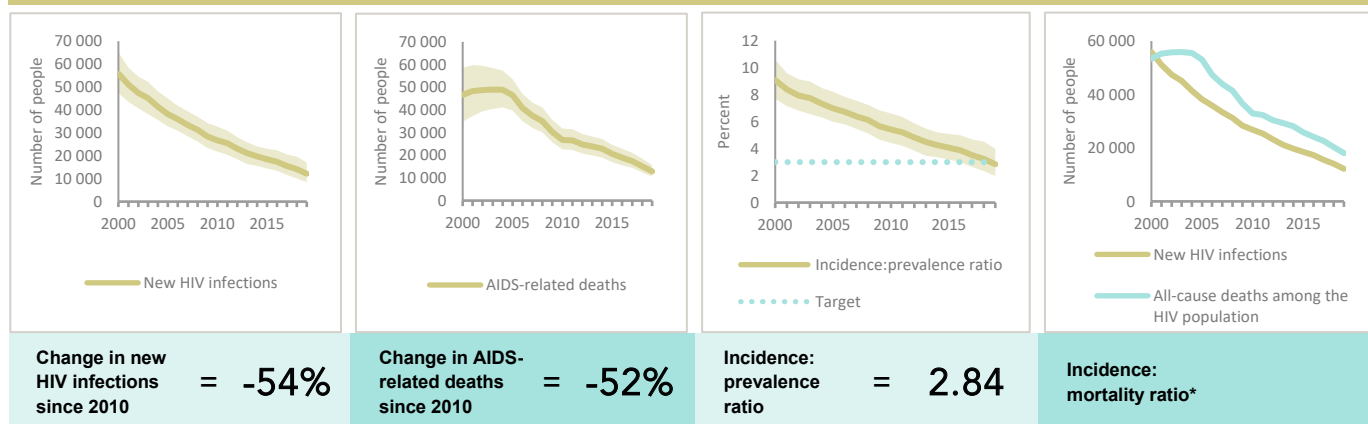
VIOLENCE

Proportion of ever-married or partnered women aged 15–49 years who experienced physical or sexual violence from a male intimate partner in the past 12 months

EXPENDITURES

	Financing sources					Total
	Domestic private	Domestic public	International: PEPFAR	International: Global Fund	International: all others	
Last available report: 2013	US\$ 130 057	US\$ 8 334 163	US\$ 51 530 751	US\$ 2 036 899	US\$ 980 810	US\$ 63 012 680

EPIDEMIC TRANSITION METRICS

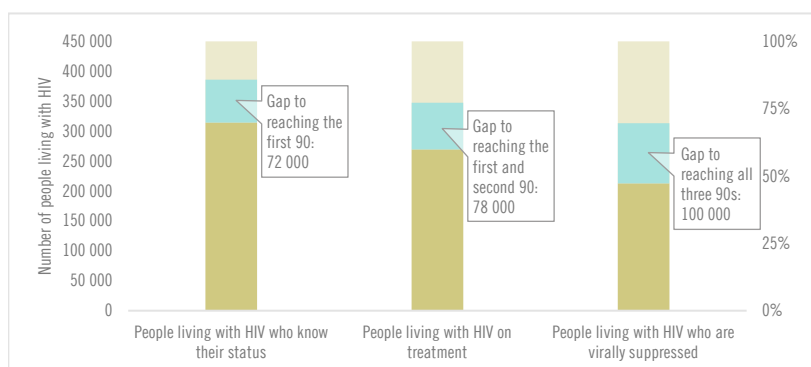


* The incidence:mortality ratio is not published if the country has not achieved antiretroviral therapy coverage of 81% or higher (the testing and treatment target for 2020).

KEY POPULATIONS

	Sex workers	Men who have sex with men	People who inject drugs	Transgender people	Prisoners
Estimated size of population	41 000
HIV prevalence	7.5%	12.3%	3.4%	...	1.2%
HIV testing and status awareness	99.4%	13.3%
Antiretroviral therapy coverage	94.2%
Condom use	63.1%	75.1%	24.9%
Coverage of HIV prevention programmes	96.2%	39.1%
Avoidance of health care because of stigma and discrimination	6.3%	22.6%	9.3%
Expenditures in US\$ (2013)	970 587	186 543	18 756

HIV TESTING AND TREATMENT CASCADE



	73% [64–86%]	63% [54–74%] 269 135	50% [43–58%]
All ages			
Children (0–14)	...% [...–...%]	36% [26–44%] 11 330	21% [16–26%]
Women (15+)	82% [72–96%]	71% [62–83%] 185 119	57% [49–66%]
Men (15+)	64% [55–74%]	53% [46–62%] 72 686	43% [37–50%]

ELIMINATION OF MOTHER-TO-CHILD TRANSMISSION

	2010	2019
Percentage of pregnant women living with HIV accessing antiretroviral medicines	46% [35–55%]	80% [63–95%]
Final vertical transmission rate including during breastfeeding	26% [24–28%]	10% [6–13%]
Early infant diagnosis	25.3% [20.9–33.4%]	52.9% [44.7–67.7%]

HIV COMORBIDITIES

Estimated number of incident tuberculosis cases among people living with HIV (2018)	7100 [4500–10 000]
People living with HIV who started TB preventive therapy (2018)	...
Cervical cancer screening of women living with HIV	...
People coinfectd with HIV and hepatitis C virus starting hepatitis C treatment	...

HIV PREVENTION

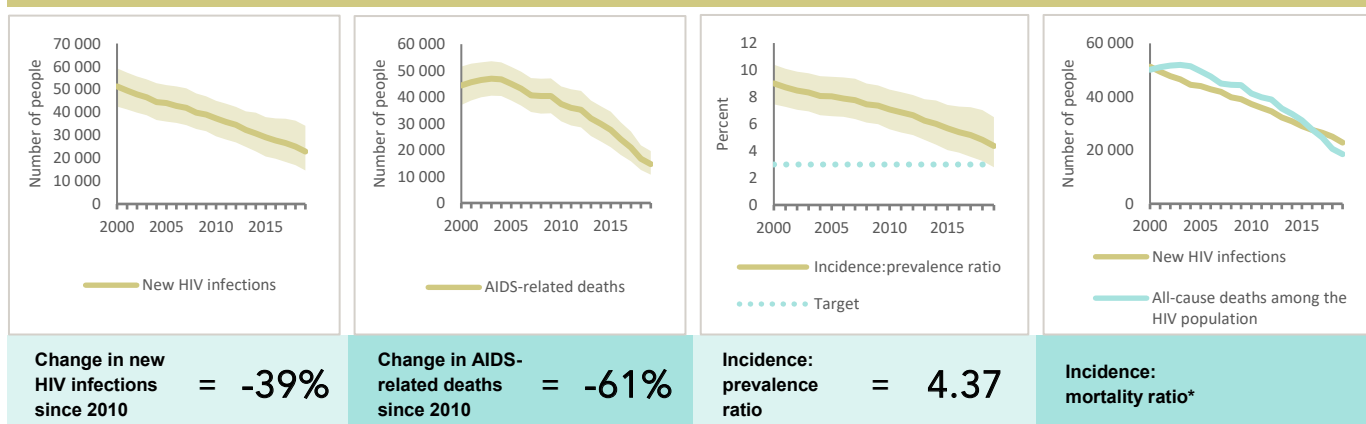
Adults aged 15+ years with unsuppressed viral load	1.3%
Knowledge of HIV prevention among young people aged 15–24 years (2015)	
— Women	24%
— Men	33%
Condom use at last sex with a non-marital, non-cohabiting partner among people aged 15–49 years (2016)	
— Women	30.4%
— Men	41.8%
Women aged 15–49 years who have their demand for family planning satisfied by modern methods (2016)	33.7%
Men aged 15–49 years who are circumcised (2012)	Not applicable
Voluntary medical male circumcisions performed according to national standards	Not applicable
People who received PrEP at least once during the reporting period	...
Harm reduction	
— Use of sterile injecting equipment at last injection	...
— Needles and syringes distributed per person who injects	...
— Coverage of opioid substitution therapy	...
— Naloxone available (2019)	No
— Safe injection rooms available (2019)	No

DEMOCRATIC REPUBLIC OF THE CONGO

EPIDEMIC ESTIMATES

	2010	2015	2019
New HIV infections			
New HIV infections (all ages)	37 000 [29 000–45 000]	29 000 [21 000–38 000]	23 000 [15 000–34 000]
New HIV infections (0–14)	14 000 [11 000–17 000]	9300 [6200–13 000]	7700 [4800–11 000]
New HIV infections (women, 15+)	18 000 [14 000–22 000]	15 000 [11 000–20 000]	11 000 [7100–18 000]
New HIV infections (men, 15+)	5800 [4500–7500]	4800 [3500–6600]	3700 [2200–5700]
HIV incidence per 1000 population	0.49 [0.38–0.59]	0.32 [0.23–0.42]	0.22 [0.14–0.33]
AIDS-related deaths			
AIDS-related deaths (all ages)	37 000 [31 000–44 000]	28 000 [21 000–35 000]	15 000 [11 000–20 000]
AIDS-related deaths (0–14)	10 000 [8200–12 000]	7800 [5600–9800]	5000 [3300–7100]
AIDS-related deaths (women, 15+)	20 000 [17 000–24 000]	14 000 [10 000–18 000]	6800 [4700–9200]
AIDS-related deaths (men, 15+)	7000 [5600–8700]	5900 [4600–7400]	2800 [2100–3700]
People living with HIV			
People living with HIV (all ages)	530 000 [430 000–630 000]	510 000 [420 000–610 000]	520 000 [420 000–640 000]
People living with HIV (0–14)	85 000 [68 000–100 000]	74 000 [58 000–91 000]	68 000 [51 000–86 000]
People living with HIV (women, 15+)	320 000 [260 000–390 000]	320 000 [260 000–380 000]	330 000 [270 000–410 000]
People living with HIV (men, 15+)	120 000 [98 000–140 000]	120 000 [97 000–140 000]	120 000 [100 000–150 000]
HIV prevalence (15–49)	1.1 [0.9–1.3]	0.9 [0.7–1.1]	0.8 [0.6–1]

EPIDEMIC TRANSITION METRICS



* The incidence:mortality ratio is not published if the country has not achieved antiretroviral therapy coverage of 81% or higher (the testing and treatment target for 2020).

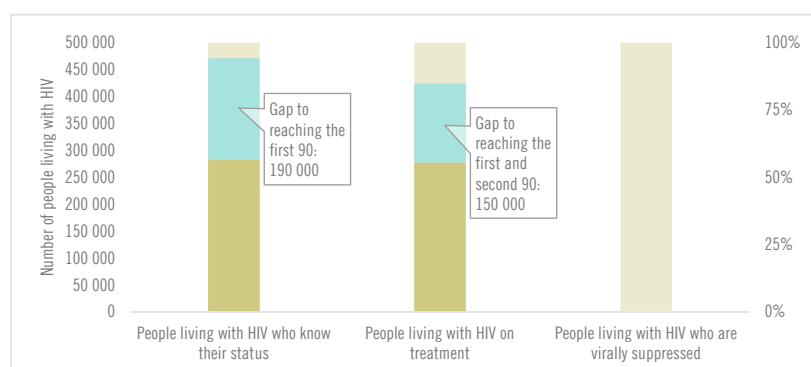
EXPENDITURES

	Financing sources					Total
	Domestic private	Domestic public	International: PEPFAR	International: Global Fund	International: all others	
Last available report: 2017	US\$ 600 897	US\$ 18 662 067	US\$ 60 388 722	US\$ 79 284 139	US\$ 5 177 947	US\$ 174 572 249

Note: Global AIDS Monitoring report was not available at the time of publication.

COUNTRY DATA

HIV TESTING AND TREATMENT CASCADE



Category	Percentage	Number of people	Percentage
All ages	54% [44–67%]	277 592	53% [43–65%]
Children (0–14)	29% [22–37%]	18 982	28% [21–35%]
Women (15+)	53% [42–65%]	169 648	51% [41–63%]
Men (15+)	72% [58–87%]	88 962	72% [58–87%]

ELIMINATION OF MOTHER-TO-CHILD TRANSMISSION

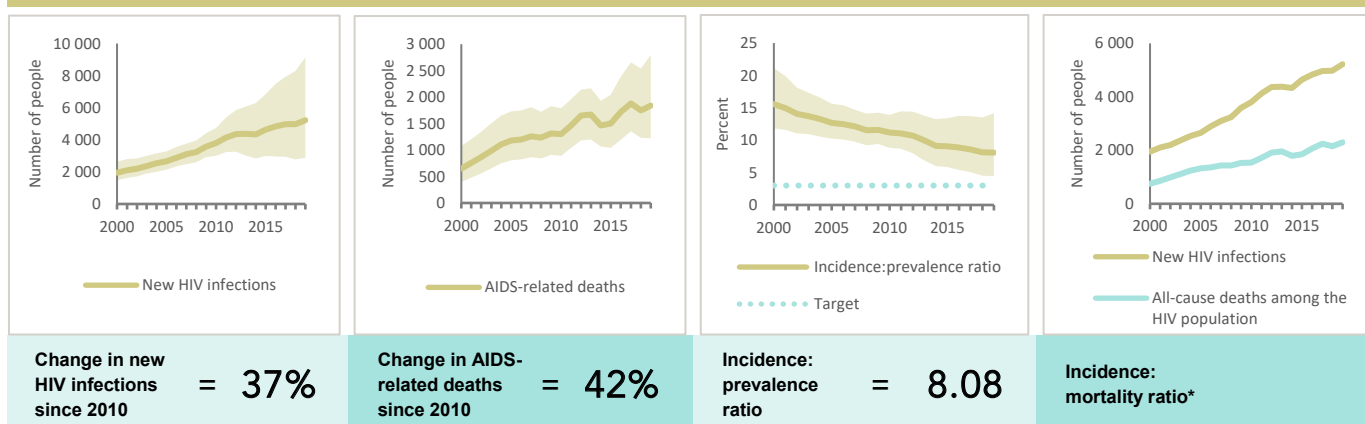
	2010	2019
Percentage of pregnant women living with HIV accessing antiretroviral medicines	6% [4–7%]	45% [33–58%]
Final vertical transmission rate including during breastfeeding	36% [34–39%]	25% [21–29%]
Early infant diagnosis	2.5% [1.9–3.3%]	16.0% [12.5–21.5%]

EQUATORIAL GUINEA

EPIDEMIC ESTIMATES

	2010	2015	2019
New HIV infections			
New HIV infections (all ages)	3800 [3000–4700]	4600 [3000–6800]	5200 [2900–9100]
New HIV infections (0–14)	530 [<500–670]	<500 [<500–730]	550 [<500–930]
New HIV infections (women, 15+)	1600 [1300–2100]	2000 [1300–3000]	2200 [1100–3900]
New HIV infections (men, 15+)	1600 [1300–2200]	2100 [1300–3200]	2400 [1300–4400]
HIV incidence per 1000 population	4.17 [3.29–5.27]	4.16 [2.64–6.22]	4.06 [2.21–7.28]
AIDS-related deaths			
AIDS-related deaths (all ages)	1300 [890–1800]	1500 [1000–2000]	1800 [1200–2800]
AIDS-related deaths (0–14)	<500 [<500–<500]	<500 [<500–<500]	<500 [<500–560]
AIDS-related deaths (women, 15+)	510 [<500–710]	<500 [<200–<500]	<500 [<200–530]
AIDS-related deaths (men, 15+)	<500 [<500–640]	870 [620–1200]	1200 [820–1700]
People living with HIV			
People living with HIV (all ages)	34 000 [29 000–41 000]	51 000 [42 000–62 000]	65 000 [48 000–88 000]
People living with HIV (0–14)	2100 [1600–2700]	2500 [2000–3200]	2800 [2000–3900]
People living with HIV (women, 15+)	16 000 [14 000–19 000]	24 000 [20 000–29 000]	32 000 [24 000–43 000]
People living with HIV (men, 15+)	16 000 [13 000–19 000]	24 000 [20 000–30 000]	30 000 [21 000–42 000]
HIV prevalence (15–49)	5.6 [4.8–6.8]	6.7 [5.4–8.3]	7.2 [5.2–9.8]

EPIDEMIC TRANSITION METRICS



* The incidence:mortality ratio is not published if the country has not achieved antiretroviral therapy coverage of 81% or higher (the testing and treatment target for 2020).

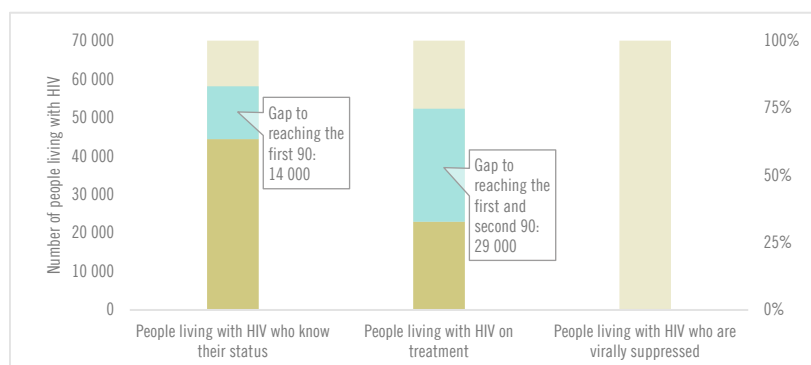
EXPENDITURES

	Financing sources					Total
	Domestic private	Domestic public	International: PEPFAR	International: Global Fund	International: all others	
Last available report: 2013	US\$ 260 066	US\$ 7 844 051	US\$ 132 193	US\$ 8 715 789

Note: Global AIDS Monitoring report was not available at the time of publication.

COUNTRY DATA

HIV TESTING AND TREATMENT CASCADE



All ages	69% [51–94%]	35% [27–48%] 22 900	...% [...–...%]
Children (0–14)	32% [23–45%]	32% [23–45%] 900	...% [...–...%]
Women (15+)	79% [60–100%]	52% [39–70%] 16 500	...% [...–...%]
Men (15+)	61% [44–84%]	18% [13–25%] 5 500	...% [...–...%]

ELIMINATION OF MOTHER-TO-CHILD TRANSMISSION

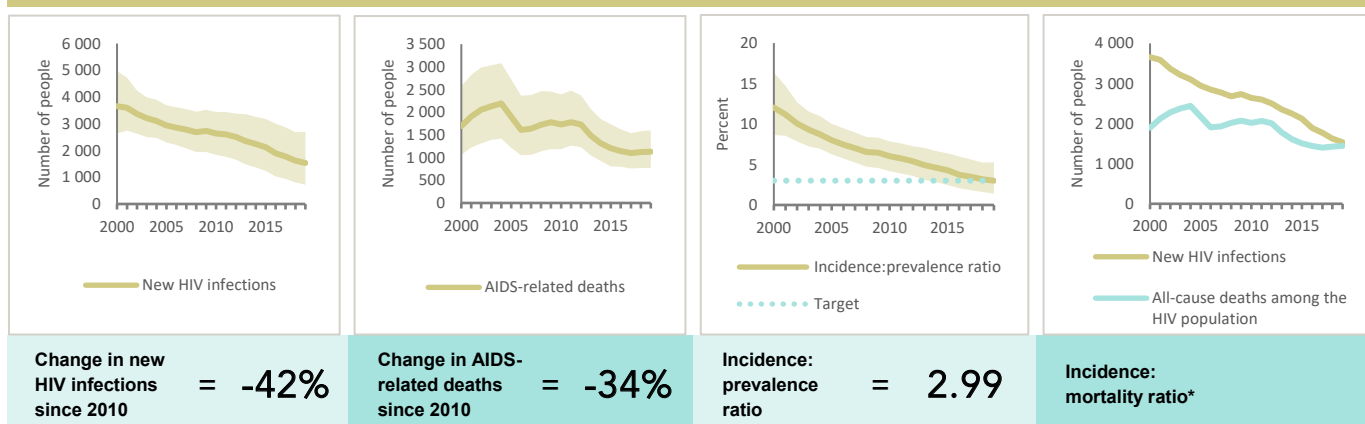
	2010	2019
Percentage of pregnant women living with HIV accessing antiretroviral medicines	16% [12–20%]	48% [33–68%]
Final vertical transmission rate including during breastfeeding	31% [29–34%]	20% [16–24%]
Early infant diagnosis	...% [...–...%]	...% [...–...%]

GABON

EPIDEMIC ESTIMATES

	2010	2015	2019
New HIV infections			
New HIV infections (all ages)	2600 [1800–3400]	2100 [1200–3200]	1500 [720–2700]
New HIV infections (0–14)	630 [<500–850]	<500 [<200–670]	<500 [<200–580]
New HIV infections (women, 15+)	1400 [910–1800]	1100 [680–1700]	810 [<500–1400]
New HIV infections (men, 15+)	660 [<500–900]	560 [<500–890]	<500 [<200–730]
HIV incidence per 1000 population	1.72 [1.18–2.26]	1.15 [0.66–1.73]	0.74 [0.35–1.32]
AIDS-related deaths			
AIDS-related deaths (all ages)	1700 [1200–2400]	1200 [810–1700]	1100 [770–1600]
AIDS-related deaths (0–14)	<500 [<500–670]	<500 [<200–530]	<500 [<100– <500]
AIDS-related deaths (women, 15+)	920 [610–1300]	510 [<500–760]	530 [<500–760]
AIDS-related deaths (men, 15+)	<500 [<200– <500]	<500 [<500– <500]	<500 [<500– <500]
People living with HIV			
People living with HIV (all ages)	44 000 [36 000–54 000]	50 000 [38 000–62 000]	51 000 [38 000–66 000]
People living with HIV (0–14)	3300 [2500–4400]	3000 [2200–4000]	2800 [1700–3900]
People living with HIV (women, 15+)	27 000 [22 000–34 000]	31 000 [24 000–39 000]	33 000 [24 000–42 000]
People living with HIV (men, 15+)	13 000 [11 000–17 000]	15 000 [12 000–19 000]	16 000 [12 000–20 000]
HIV prevalence (15–49)	4.2 [3.3–5.2]	3.8 [2.9–4.9]	3.5 [2.5–4.5]

EPIDEMIC TRANSITION METRICS



* The incidence:mortality ratio is not published if the country has not achieved antiretroviral therapy coverage of 81% or higher (the testing and treatment target for 2020).

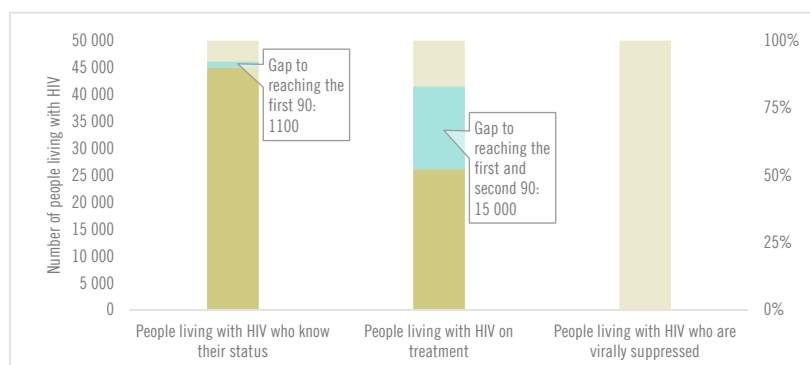
EXPENDITURES

	Financing sources					Total
	Domestic private	Domestic public	International: PEPFAR	International: Global Fund	International: all others	
Last available report: 2018	US\$ 0	US\$ 5 551 216	US\$ 0	US\$ 0	US\$ 0	US\$ 5 825 622

Note: Global AIDS Monitoring report was not available at the time of publication.

COUNTRY DATA

HIV TESTING AND TREATMENT CASCADE



All ages	88% [65–100%]	51% [38–66%] 26 104	...% [...–...%]
Children (0–14)	67% [41–93%]	23% [14–31%] 637	...% [...–...%]
Women (15+)	91% [67–100%]	53% [39–68%] 17 314	...% [...–...%]
Men (15+)	86% [66–100%]	52% [40–66%] 8 153	...% [...–...%]

ELIMINATION OF MOTHER-TO-CHILD TRANSMISSION

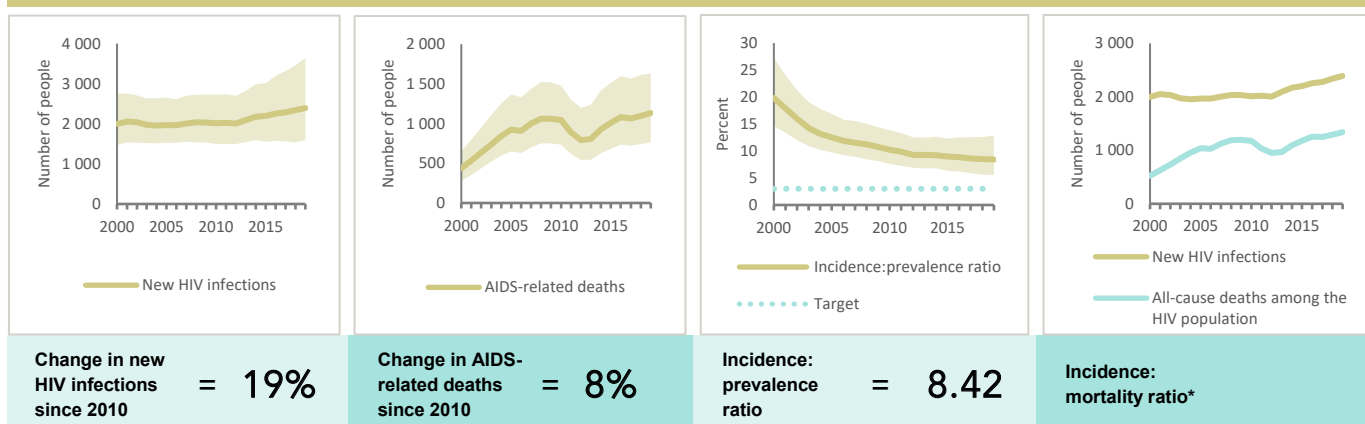
	2010	2019
Percentage of pregnant women living with HIV accessing antiretroviral medicines	22% [16–28%]	71% [47–95%]
Final vertical transmission rate including during breastfeeding	22% [20–24%]	12% [7–16%]
Early infant diagnosis	4.6% [3.6–6.6%]	...% [...–...%]

GAMBIA

EPIDEMIC ESTIMATES

	2010	2015	2019
New HIV infections			
New HIV infections (all ages)	2000 [1500–2700]	2200 [1600–3000]	2400 [1600–3600]
New HIV infections (0–14)	<500 [<200– <500]	<500 [<500– <500]	<500 [<500– <520]
New HIV infections (women, 15+)	1000 [760–1300]	1100 [760–1500]	1200 [740–1800]
New HIV infections (men, 15+)	760 [570–1000]	820 [580–1100]	880 [570–1400]
HIV incidence per 1000 population	1.17 [0.86–1.59]	1.1 [0.77–1.52]	1.06 [0.7–1.62]
AIDS-related deaths			
AIDS-related deaths (all ages)	1000 [730–1500]	1000 [680–1500]	1100 [760–1600]
AIDS-related deaths (0–14)	<200 [<200– <500]	<200 [<200– <500]	<500 [<200– <500]
AIDS-related deaths (women, 15+)	<500 [<500–680]	<500 [<500–570]	<500 [<500–590]
AIDS-related deaths (men, 15+)	<500 [<500–550]	<500 [<500–650]	530 [<500–740]
People living with HIV			
People living with HIV (all ages)	20 000 [16 000–25 000]	25 000 [20 000–31 000]	28 000 [22 000–36 000]
People living with HIV (0–14)	1800 [1400–2400]	2000 [1600–2600]	2100 [1600–2800]
People living with HIV (women, 15+)	10 000 [8300–13 000]	13 000 [11 000–17 000]	16 000 [13 000–20 000]
People living with HIV (men, 15+)	7500 [6000–9700]	9100 [7300–12 000]	10 000 [7800–13 000]
HIV prevalence (15–49)	1.8 [1.5–2.3]	1.9 [1.5–2.4]	1.9 [1.5–2.4]

EPIDEMIC TRANSITION METRICS



* The incidence:mortality ratio is not published if the country has not achieved antiretroviral therapy coverage of 81% or higher (the testing and treatment target for 2020).

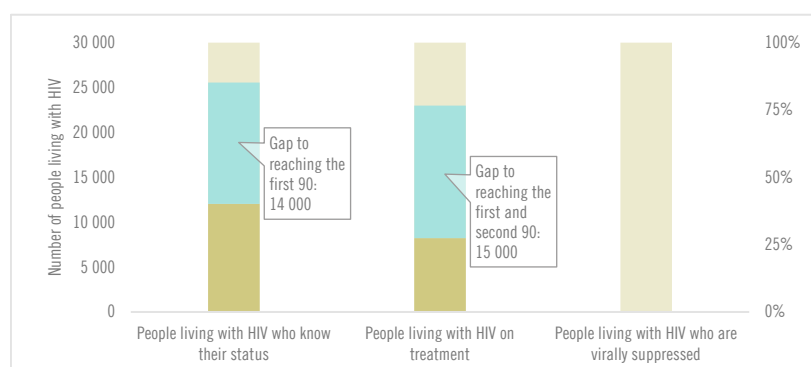
EXPENDITURES

	Financing sources					Total
	Domestic private	Domestic public	International: PEPFAR	International: Global Fund	International: all others	
Last available report: 2019	US\$ 0	US\$ 1 019 975	US\$ 0	US\$ 0	US\$ 0	US\$ 1 019 975

Note: Global AIDS Monitoring report was not available at the time of publication.

COUNTRY DATA

HIV TESTING AND TREATMENT CASCADE



All ages	42% [33–54%]	29% [23–37%] 8 229	...% [...–...%]
Children (0–14)	28% [21–37%]	28% [21–37%] 585	...% [...–...%]
Women (15+)	51% [40–64%]	37% [29–46%] 5 944	...% [...–...%]
Men (15+)	32% [24–41%]	17% [13–21%] 1 700	...% [...–...%]

ELIMINATION OF MOTHER-TO-CHILD TRANSMISSION

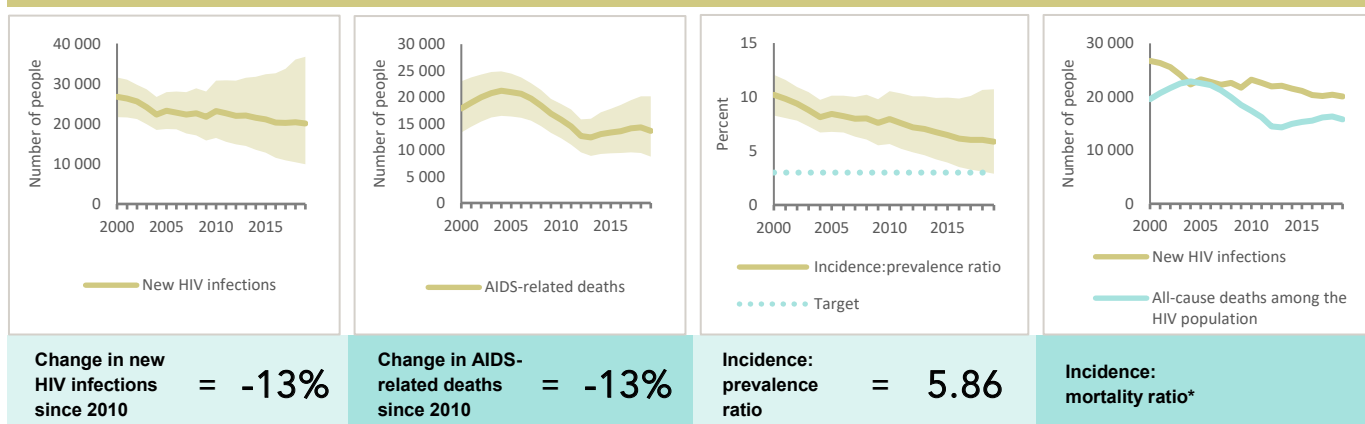
	2010	2019
Percentage of pregnant women living with HIV accessing antiretroviral medicines	59% [45–78%]	49% [39–64%]
Final vertical transmission rate including during breastfeeding	25% [22–30%]	28% [24–31%]
Early infant diagnosis	...% [...–...%]	15.6% [12.0–19.9%]

GHANA

EPIDEMIC ESTIMATES

	2010	2015	2019
New HIV infections			
New HIV infections (all ages)	23 000 [16 000–31 000]	21 000 [13 000–32 000]	20 000 [9900–37 000]
New HIV infections (0–14)	4500 [3000–6200]	4300 [2400–6400]	3000 [1300–5700]
New HIV infections (women, 15+)	12 000 [8200–16 000]	10 000 [6100–16 000]	11 000 [5100–19 000]
New HIV infections (men, 15+)	7000 [4800–9700]	6400 [3700–9900]	6500 [3100–12 000]
HIV incidence per 1000 population	0.99 [0.7–1.32]	0.8 [0.49–1.23]	0.7 [0.35–1.29]
AIDS-related deaths			
AIDS-related deaths (all ages)	16 000 [12 000–19 000]	13 000 [9400–18 000]	14 000 [8800–20 000]
AIDS-related deaths (0–14)	3700 [2800–4500]	3000 [1800–4300]	2400 [1200–4100]
AIDS-related deaths (women, 15+)	7800 [6000–9300]	5800 [3900–8000]	5200 [3100–8000]
AIDS-related deaths (men, 15+)	4300 [3200–5300]	4600 [3300–6200]	6000 [4200–8400]
People living with HIV			
People living with HIV (all ages)	290 000 [240 000–340 000]	330 000 [250 000–410 000]	340 000 [250 000–460 000]
People living with HIV (0–14)	34 000 [27 000–39 000]	31 000 [22 000–39 000]	26 000 [16 000–37 000]
People living with HIV (women, 15+)	160 000 [130 000–190 000]	190 000 [140 000–240 000]	210 000 [150 000–280 000]
People living with HIV (men, 15+)	94 000 [76 000–110 000]	110 000 [81 000–130 000]	110 000 [77 000–150 000]
HIV prevalence (15–49)	1.9 [1.5–2.2]	1.8 [1.4–2.3]	1.7 [1.2–2.4]

EPIDEMIC TRANSITION METRICS



* The incidence:mortality ratio is not published if the country has not achieved antiretroviral therapy coverage of 81% or higher (the testing and treatment target for 2020).

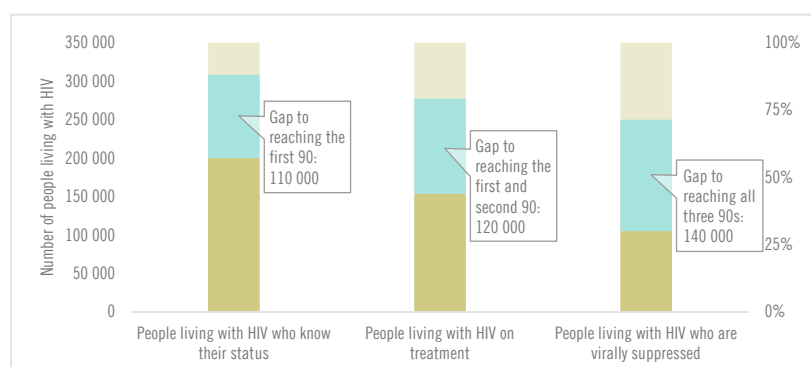
EXPENDITURES

	Financing sources					Total
	Domestic private	Domestic public	International: PEPFAR	International: Global Fund	International: all others	
Last available report: 2016	US\$ 18 822 217	US\$ 6 606 220	US\$ 7 798 785	US\$ 34 722 511	US\$ 129 736	US\$ 68 079 469

Note: Global AIDS Monitoring report was not available at the time of publication.

COUNTRY DATA

HIV TESTING AND TREATMENT CASCADE



Category	Percentage	Number of People
All ages	58% [42–79%]	153 901
Children (0–14)	26% [16–37%]	6 631
Women (15+)	70% [51–94%]	111 491
Men (15+)	44% [31–60%]	35 779

ELIMINATION OF MOTHER-TO-CHILD TRANSMISSION

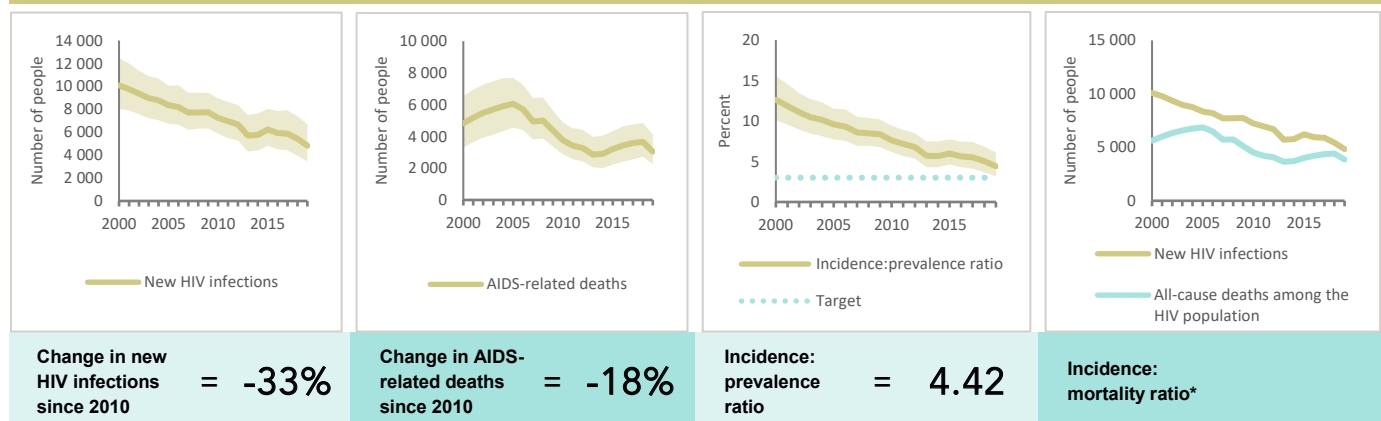
	2010	2019
Percentage of pregnant women living with HIV accessing antiretroviral medicines	37% [27–46%]	75% [47–100%]
Final vertical transmission rate including during breastfeeding	28% [25–32%]	19% [12–26%]
Early infant diagnosis	<1% [<1–1.1%]	64.5% [45.1– >95%]

GUINEA

EPIDEMIC ESTIMATES

	2010	2015	2019
New HIV infections			
New HIV infections (all ages)	7200 [5900–8900]	6200 [4800–8000]	4800 [3500–6700]
New HIV infections (0–14)	1900 [1500–2300]	1500 [1200–1900]	700 [560–920]
New HIV infections (women, 15+)	3600 [2800–4500]	3100 [2300–4200]	2700 [1900–3800]
New HIV infections (men, 15+)	1800 [1400–2500]	1600 [1200–2200]	1400 [990–2100]
HIV incidence per 1000 population	0.74 [0.6–0.92]	0.57 [0.44–0.73]	0.39 [0.28–0.54]
AIDS-related deaths			
AIDS-related deaths (all ages)	3700 [2900–4900]	3200 [2200–4300]	3100 [2300–4100]
AIDS-related deaths (0–14)	1400 [1100–1700]	950 [710–1200]	770 [570–1000]
AIDS-related deaths (women, 15+)	1800 [1300–2400]	1400 [1000–2000]	1500 [1100–2000]
AIDS-related deaths (men, 15+)	590 [<500–910]	830 [540–1300]	770 [550–1100]
People living with HIV			
People living with HIV (all ages)	95 000 [83 000–110 000]	100 000 [91 000–120 000]	110 000 [95 000–130 000]
People living with HIV (0–14)	12 000 [10 000–15 000]	11 000 [8500–13 000]	9000 [7200–11 000]
People living with HIV (women, 15+)	56 000 [48 000–64 000]	63 000 [54 000–71 000]	67 000 [58 000–78 000]
People living with HIV (men, 15+)	26 000 [23 000–33 000]	30 000 [26 000–36 000]	33 000 [29 000–39 000]
HIV prevalence (15–49)	1.6 [1.4–1.9]	1.5 [1.3–1.8]	1.4 [1.2–1.6]

EPIDEMIC TRANSITION METRICS



* The incidence:mortality ratio is not published if the country has not achieved antiretroviral therapy coverage of 81% or higher (the testing and treatment target for 2020).

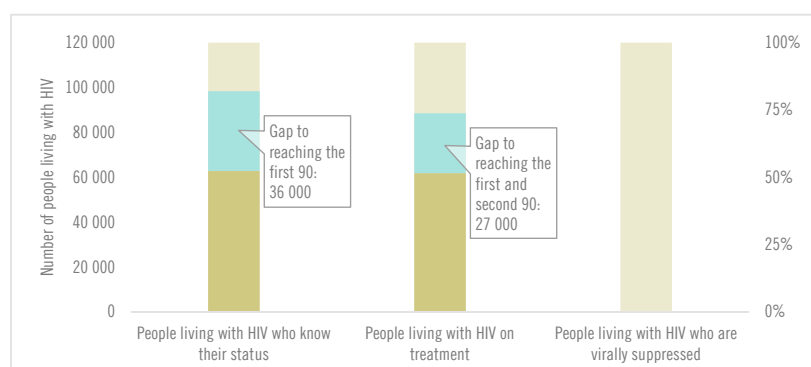
EXPENDITURES

	Financing sources					Total
	Domestic private	Domestic public	International: PEPFAR	International: Global Fund	International: all others	
Last available report: 2019	US\$ 0	US\$ 6 918 742	US\$ 0	US\$ 13 429 500	US\$ 0	US\$ 27 264 405

Note: Global AIDS Monitoring report was not available at the time of publication.

COUNTRY DATA

HIV TESTING AND TREATMENT CASCADE



	57% [50–67%]	57% [49–66%] 61 897	...% [...-...%]
All ages			
Children (0–14)	55% [44–67%]	55% [44–67%] 4 945	...% [...-...%]
Women (15+)	62% [53–71%]	62% [53–71%] 41 511	...% [...-...%]
Men (15+)	49% [43–58%]	47% [40–55%] 15 441	...% [...-...%]

ELIMINATION OF MOTHER-TO-CHILD TRANSMISSION

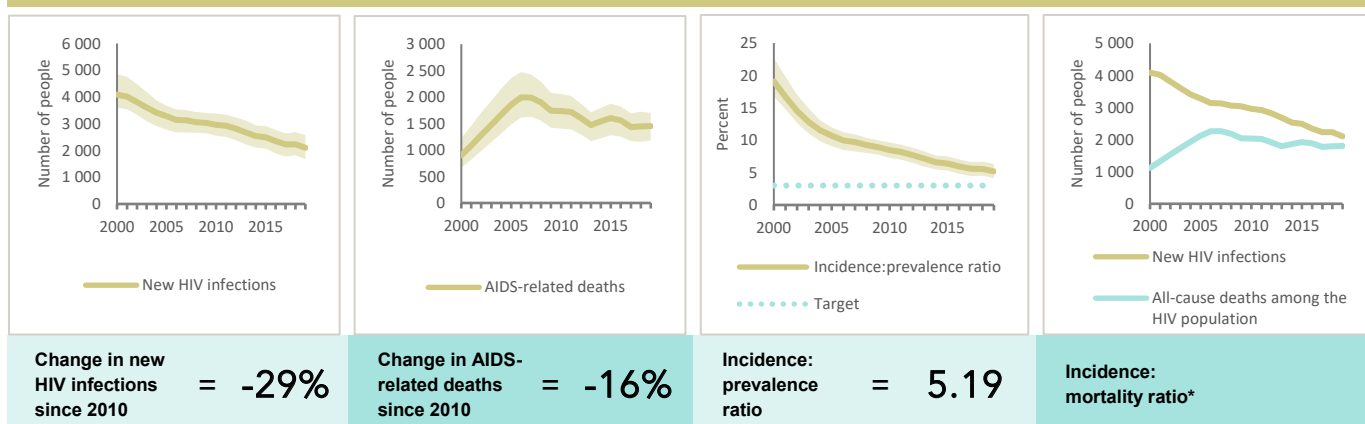
	2010	2019
Percentage of pregnant women living with HIV accessing antiretroviral medicines	...% [...-...%]	...% [...-...%]
Final vertical transmission rate including during breastfeeding	34% [31–37%]	14% [13–17%]
Early infant diagnosis	5.3% [4.4–6.7%]	...% [...-...%]

GUINEA-BISSAU

EPIDEMIC ESTIMATES

	2010	2015	2019
New HIV infections			
New HIV infections (all ages)	3000 [2600–3400]	2500 [2100–2900]	2100 [1700–2600]
New HIV infections (0–14)	650 [540–780]	<500 [<500–530]	<500 [<500– <500]
New HIV infections (women, 15+)	1400 [1200–1600]	1200 [990–1400]	1000 [790–1200]
New HIV infections (men, 15+)	940 [780–1100]	850 [690–1000]	710 [550–890]
HIV incidence per 1000 population	2.05 [1.77–2.35]	1.51 [1.25–1.77]	1.15 [0.92–1.41]
AIDS-related deaths			
AIDS-related deaths (all ages)	1700 [1400–2100]	1600 [1300–1900]	1500 [1200–1700]
AIDS-related deaths (0–14)	<500 [<500–540]	<500 [<500– <500]	<500 [<500– <500]
AIDS-related deaths (women, 15+)	780 [610–940]	610 [<500–720]	<500 [<500–530]
AIDS-related deaths (men, 15+)	<500 [<500–620]	710 [570–830]	730 [590–850]
People living with HIV			
People living with HIV (all ages)	35 000 [32 000–38 000]	39 000 [34 000–44 000]	40 000 [35 000–46 000]
People living with HIV (0–14)	3700 [3300–4200]	3600 [3100–4100]	3200 [2600–3700]
People living with HIV (women, 15+)	19 000 [17 000–21 000]	22 000 [19 000–24 000]	23 000 [21 000–27 000]
People living with HIV (men, 15+)	12 000 [11 000–14 000]	14 000 [12 000–16 000]	14 000 [12 000–16 000]
HIV prevalence (15–49)	3.9 [3.5–4.3]	3.7 [3.2–4.2]	3.4 [2.8–3.9]

EPIDEMIC TRANSITION METRICS



* The incidence:mortality ratio is not published if the country has not achieved antiretroviral therapy coverage of 81% or higher (the testing and treatment target for 2020).

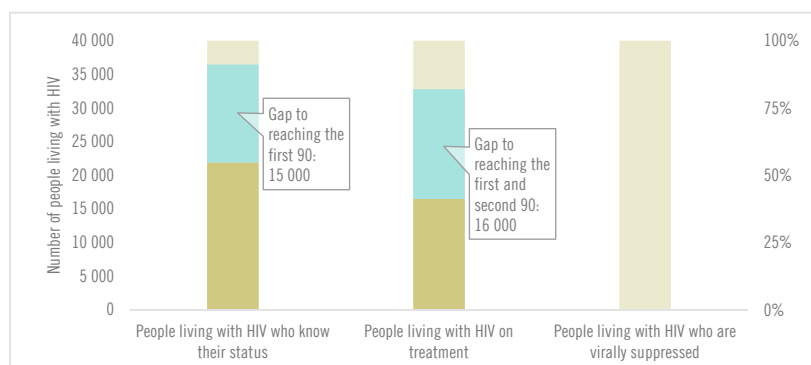
EXPENDITURES

	Financing sources					Total
	Domestic private	Domestic public	International: PEPFAR	International: Global Fund	International: all others	
Last available report: 2010	...	US\$ 611 774	US\$ 3 959 113	US\$ 5 258 837

Note: Global AIDS Monitoring report was not available at the time of publication.

COUNTRY DATA

HIV TESTING AND TREATMENT CASCADE



Category	Percentage	Number of People
All ages	54% [47–62%]	22 000
Children (0–14)	16% [13–19%]	500
Women (15+)	63% [56–72%]	13 000
Men (15+)	47% [40–54%]	3 000

ELIMINATION OF MOTHER-TO-CHILD TRANSMISSION

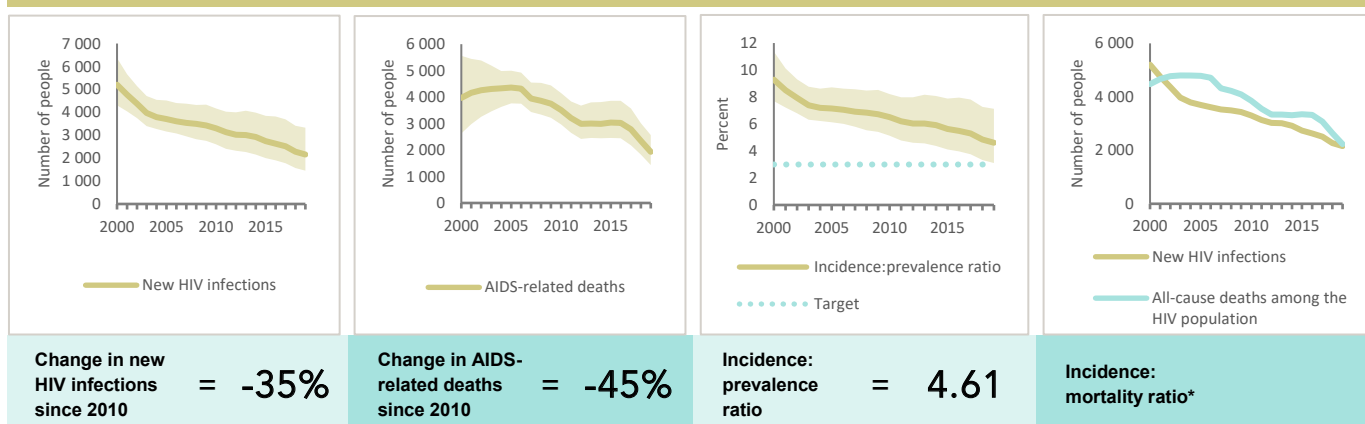
	2010	2019
Percentage of pregnant women living with HIV accessing antiretroviral medicines	18% [14–21%]	59% [48–71%]
Final vertical transmission rate including during breastfeeding	33% [31–35%]	22% [19–24%]
Early infant diagnosis	...% [...–...%]	...% [...–...%]

LIBERIA

EPIDEMIC ESTIMATES

	2010	2015	2019
New HIV infections			
New HIV infections (all ages)	3300 [2600–4200]	2700 [2000–3800]	2200 [1500–3300]
New HIV infections (0–14)	790 [560–1100]	500 [<500–770]	<500 [<500– <500]
New HIV infections (women, 15+)	1400 [1000–1700]	1200 [880–1700]	1000 [650–1500]
New HIV infections (men, 15+)	1100 [890–1500]	1000 [740–1500]	860 [560–1400]
HIV incidence per 1000 population	0.89 [0.71–1.13]	0.64 [0.47–0.9]	0.46 [0.31–0.71]
AIDS-related deaths			
AIDS-related deaths (all ages)	3500 [3000–4200]	3000 [2500–3900]	1900 [1400–2600]
AIDS-related deaths (0–14)	660 [<500–850]	<500 [<500–660]	<500 [<200– <500]
AIDS-related deaths (women, 15+)	1500 [1300–1800]	1300 [970–1600]	660 [<500–930]
AIDS-related deaths (men, 15+)	1300 [1100–1600]	1300 [1100–1600]	990 [770–1300]
People living with HIV			
People living with HIV (all ages)	51 000 [42 000–61 000]	49 000 [39 000–61 000]	47 000 [37 000–59 000]
People living with HIV (0–14)	6200 [4800–7400]	5000 [3800–6400]	3600 [2700–4900]
People living with HIV (women, 15+)	25 000 [20 000–31 000]	25 000 [20 000–31 000]	26 000 [20 000–32 000]
People living with HIV (men, 15+)	19 000 [15 000–24 000]	19 000 [15 000–23 000]	18 000 [14 000–23 000]
HIV prevalence (15–49)	2.2 [1.7–2.6]	1.8 [1.4–2.2]	1.5 [1.2–1.9]

EPIDEMIC TRANSITION METRICS



* The incidence:mortality ratio is not published if the country has not achieved antiretroviral therapy coverage of 81% or higher (the testing and treatment target for 2020).

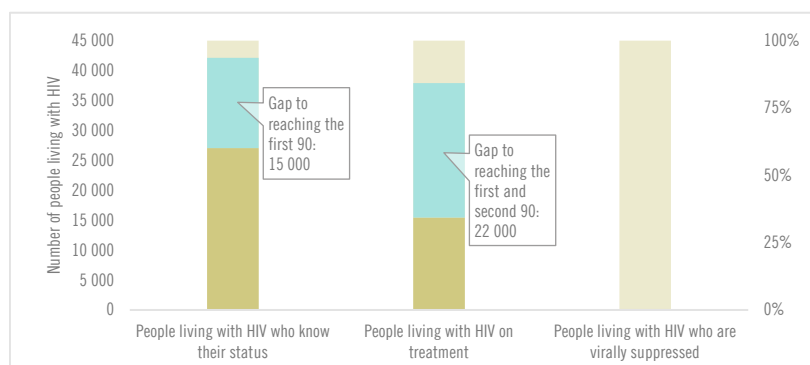
EXPENDITURES

	Financing sources					Total
	Domestic private	Domestic public	International: PEPFAR	International: Global Fund	International: all others	
Last available report: 2015	US\$ 8130	US\$ 10 272 345	...	US\$ 10 280 475

Note: Global AIDS Monitoring report was not available at the time of publication.

COUNTRY DATA

HIV TESTING AND TREATMENT CASCADE



Category	Percentage	Number of people
All ages	58% [45-73%]	15 423
Children (0-14)	21% [15-28%]	763
Women (15+)	71% [56-89%]	11 000
Men (15+)	46% [36-59%]	3 660

ELIMINATION OF MOTHER-TO-CHILD TRANSMISSION

	2010	2019
Percentage of pregnant women living with HIV accessing antiretroviral medicines	21% [16-28%]	90% [65-100%]
Final vertical transmission rate including during breastfeeding	30% [28-32%]	15% [13-18%]
Early infant diagnosis	4.1% [3.2-5.7%]	22.4% [17.4-31.0%]

EPIDEMIC ESTIMATES

	2010	2015	2019
New HIV infections			
New HIV infections (all ages)	... [...-...]	... [...-...]	... [...-...]
New HIV infections (0–14)	... [...-...]	... [...-...]	... [...-...]
New HIV infections (women, 15+)	... [...-...]	... [...-...]	... [...-...]
New HIV infections (men, 15+)	... [...-...]	... [...-...]	... [...-...]
HIV incidence per 1000 population	... [...-...]	... [...-...]	... [...-...]
AIDS-related deaths			
AIDS-related deaths (all ages)	4800 [3800–6000]	6100 [4600–7800]	5800 [4200–7700]
AIDS-related deaths (0–14)	1900 [1600–2400]	1900 [1400–2400]	1900 [1400–2500]
AIDS-related deaths (women, 15+)	1800 [1400–2400]	2100 [1500–2900]	2200 [1500–3000]
AIDS-related deaths (men, 15+)	1100 [810–1400]	2100 [1600–2600]	1800 [1300–2300]
People living with HIV			
People living with HIV (all ages)	120 000 [97 000–140 000]	130 000 [110 000–160 000]	140 000 [120 000–180 000]
People living with HIV (0–14)	17 000 [14 000–20 000]	17 000 [14 000–20 000]	16 000 [13 000–20 000]
People living with HIV (women, 15+)	62 000 [52 000–74 000]	73 000 [60 000–86 000]	81 000 [65 000–100 000]
People living with HIV (men, 15+)	38 000 [31 000–45 000]	43 000 [34 000–52 000]	47 000 [37 000–60 000]
HIV prevalence (15–49)	1.4 [1.1–1.6]	1.3 [1.1–1.6]	1.2 [1–1.6]

LAWS AND POLICIES

Laws criminalizing the transmission of, non-disclosure of or exposure to HIV transmission	Yes
Criminalization of sex work among consenting adults	Any criminalization or punitive regulation of sex work
Criminalization of same-sex sexual acts	Laws penalizing same-sex sexual acts have been decriminalized or never existed
Drug use or possession for personal use is an offence	Possession of drugs for personal use or drug use and/or consumption are specified as criminal offences
Criminalization of transgender people	Neither criminalized nor prosecuted
Laws or policies restricting the entry, stay and residence of people living with HIV	No
Parental consent for adolescents to access HIV testing	Yes, for adolescents younger than 18 years
Spousal consent for married women to access sexual and reproductive health services	No
Mandatory HIV testing for marriage, work or residence permits or for certain groups	No

STIGMA AND DISCRIMINATION

Percentage of women and men aged 15–49 years who report discriminatory attitudes towards people living with HIV (2015 refers to women only)	2013	2015
	45.8	55.9

Percentage of people living with HIV denied health services because of their HIV status in the last 12 months

Percentage of people living with HIV who reported a health-care professional told others about their HIV status without their consent

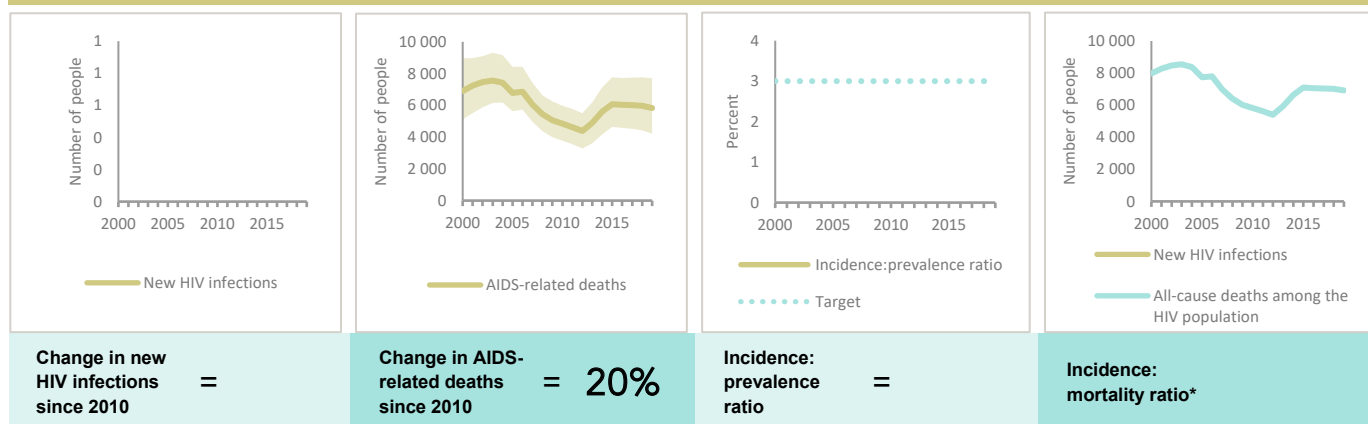
VIOLENCE

Proportion of ever-married or partnered women aged 15–49 years who experienced physical or sexual violence from a male intimate partner in the past 12 months	2013	2018
	26.6	20.9

EXPENDITURES

	Financing sources					Total
	Domestic private	Domestic public	International: PEPFAR	International: Global Fund	International: all others	
Last available report: 2019	US\$ 0	US\$ 6 094 200	US\$ 4 500 000	US\$ 20 632 751	US\$ 0	US\$ 33 224 961

EPIDEMIC TRANSITION METRICS



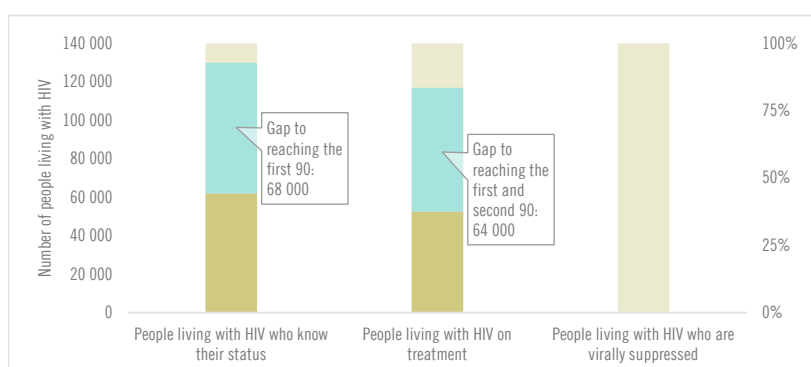
* The incidence:mortality ratio is not published if the country has not achieved antiretroviral therapy coverage of 81% or higher (the testing and treatment target for 2020).

KEY POPULATIONS

	Sex workers	Men who have sex with men	People who inject drugs	Transgender people	Prisoners
Estimated size of population
HIV prevalence	8.7%	12.6%	...	11.7%	1.6%
HIV testing and status awareness	100%	95.1%	...	100%**	...
Antiretroviral therapy coverage
Condom use	98.0%	75.9%	41.8%	60.6%	...
Coverage of HIV prevention programmes
Avoidance of health care because of stigma and discrimination
Expenditures in US\$

** Programme data—not representative; includes people with negative results.

HIV TESTING AND TREATMENT CASCADE



	43% [34–53%]	36% [29–45%] 52 515	...% [...–...%]
All ages			
Children (0–14)	23% [18–29%]	23% [18–29%] 3 783	...% [...–...%]
Women (15+)	47% [37–58%]	41% [33–51%] 33 674	...% [...–...%]
Men (15+)	43% [34–56%]	32% [25–42%] 15 058	...% [...–...%]

ELIMINATION OF MOTHER-TO-CHILD TRANSMISSION

	2010	2019
Percentage of pregnant women living with HIV accessing antiretroviral medicines	28% [23–34%]	21% [17–26%]
Final vertical transmission rate including during breastfeeding	...% [...–...%]	...% [...–...%]
Early infant diagnosis	6.1% [5.1–7.4%]	22.0% [17.3–27.2%]

HIV COMORBIDITIES

Estimated number of incident tuberculosis cases among people living with HIV (2018) 1000 [670–1500]

People living with HIV who started TB preventive therapy (2018) ...

Cervical cancer screening of women living with HIV ...

People coinfecting with HIV and hepatitis C virus starting hepatitis C treatment ...

HIV PREVENTION

Adults aged 15+ years with unsuppressed viral load ...

Knowledge of HIV prevention among young people aged 15–24 years (2018)

— Women 15.6%
— Men 16.2%

Condom use at last sex with a non-marital, non-cohabiting partner among people aged 15–49 years (2018)

— Women 15.3%
— Men 39.1%

Women aged 15–49 years who have their demand for family planning satisfied by modern methods (2018) 41.4%

Men aged 15–49 years who are circumcised (2013) Not applicable

Voluntary medical male circumcisions performed according to national standards Not applicable

People who received PrEP at least once during the reporting period ...

Harm reduction

— Use of sterile injecting equipment at last injection ...

— Needles and syringes distributed per person who injects (2017) 2

— Coverage of opioid substitution therapy ...

— Naloxone available (2019) No

— Safe injection rooms available (2019) No

MAURITANIA

COUNTRY DATA

EPIDEMIC ESTIMATES

	2010	2015	2019
New HIV infections			
New HIV infections (all ages)	... [...-...]	... [...-...]	... [...-...]
New HIV infections (0–14)	... [...-...]	... [...-...]	... [...-...]
New HIV infections (women, 15+)	... [...-...]	... [...-...]	... [...-...]
New HIV infections (men, 15+)	... [...-...]	... [...-...]	... [...-...]
HIV incidence per 1000 population	... [...-...]	... [...-...]	... [...-...]
AIDS-related deaths			
AIDS-related deaths (all ages)	<500 [<500– <500]	<500 [<500– <500]	<500 [<200– <500]
AIDS-related deaths (0–14)	<100 [<100– <100]	<100 [<100– <100]	<100 [<100– <100]
AIDS-related deaths (women, 15+)	<100 [<100– <200]	<200 [<100– <200]	<100 [<100– <200]
AIDS-related deaths (men, 15+)	<200 [<200– <500]	<200 [<200– <500]	<200 [<100– <500]
People living with HIV			
People living with HIV (all ages)	7200 [6000–8700]	6300 [5000–8400]	5700 [4200–8300]
People living with HIV (0–14)	650 [550–770]	520 [<500–660]	<500 [<500–580]
People living with HIV (women, 15+)	3200 [2600–3800]	2900 [2300–3800]	2700 [2000–3800]
People living with HIV (men, 15+)	3400 [2700–4100]	2900 [2200–4000]	2600 [1900–4000]
HIV prevalence (15–49)	0.4 [0.3–0.4]	0.2 [0.2–0.3]	0.2 [0.1–0.3]

LAWS AND POLICIES

Laws criminalizing the transmission of, non-disclosure of or exposure to HIV transmission	Yes
Criminalization of sex work among consenting adults	Any criminalization or punitive regulation of sex work
Criminalization of same-sex sexual acts	Yes, death penalty
Drug use or possession for personal use is an offence	Possession of drugs for personal use or drug use and/or consumption are specified as criminal offences
Criminalization of transgender people	Neither criminalized nor prosecuted
Laws or policies restricting the entry, stay and residence of people living with HIV	No
Parental consent for adolescents to access HIV testing	Yes, for adolescents younger than 18 years
Spousal consent for married women to access sexual and reproductive health services	No
Mandatory HIV testing for marriage, work or residence permits or for certain groups	No

STIGMA AND DISCRIMINATION

Percentage of women and men aged 15–49 years who report discriminatory attitudes towards people living with HIV (2011 refers to women only)	2011	2015
	70.5	76

Percentage of people living with HIV denied health services because of their HIV status in the last 12 months

Percentage of people living with HIV who reported a health-care professional told others about their HIV status without their consent

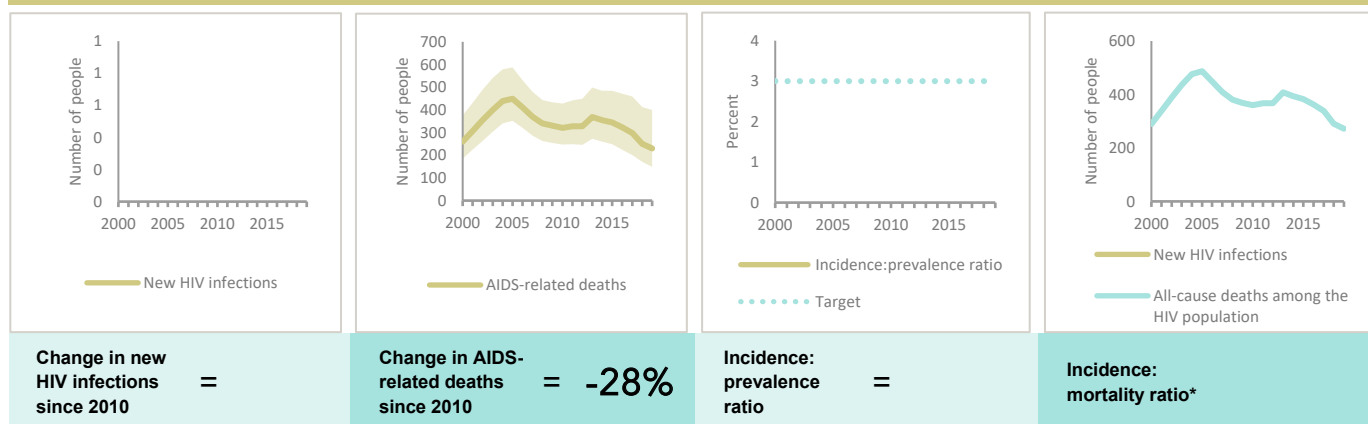
VIOLENCE

Proportion of ever-married or partnered women aged 15–49 years who experienced physical or sexual violence from a male intimate partner in the past 12 months

EXPENDITURES

	Financing sources					Total
	Domestic private	Domestic public	International: PEPFAR	International: Global Fund	International: all others	
Last available report: 2018	US\$ 186 196	US\$ 1 154 286	...	US\$ 2 247 167	...	US\$ 3 587 649

EPIDEMIC TRANSITION METRICS

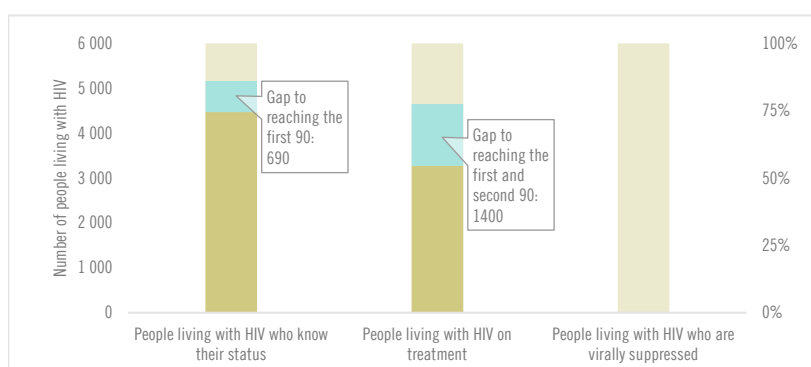


* The incidence:mortality ratio is not published if the country has not achieved antiretroviral therapy coverage of 81% or higher (the testing and treatment target for 2020).

KEY POPULATIONS

	Sex workers	Men who have sex with men	People who inject drugs	Transgender people	Prisoners
Estimated size of population
HIV prevalence	9.0%	23.4%	2.9%
HIV testing and status awareness
Antiretroviral therapy coverage
Condom use
Coverage of HIV prevention programmes
Avoidance of health care because of stigma and discrimination
Expenditures in US\$

HIV TESTING AND TREATMENT CASCADE



	78% [58–100%]	57% [42–83%] 3 273	...% [...-...%]
All ages			
Children (0–14)	39% [29–54%]	39% [29–54%] 165	...% [...-...%]
Women (15+)	66% [50–93%]	61% [46–87%] 1 651	...% [...-...%]
Men (15+)	96% [68–100%]	56% [39–84%] 1 457	...% [...-...%]

ELIMINATION OF MOTHER-TO-CHILD TRANSMISSION

	2010	2019
Percentage of pregnant women living with HIV accessing antiretroviral medicines	12% [9–15%]	63% [44–98%]
Final vertical transmission rate including during breastfeeding	...% [...-...%]	...% [...-...%]
Early infant diagnosis	...% [...-...%]	...% [...-...%]

HIV COMORBIDITIES

Estimated number of incident tuberculosis cases among people living with HIV (2018)	120 [33–270]
People living with HIV who started TB preventive therapy (2018)	...
Cervical cancer screening of women living with HIV	...
People coinfectd with HIV and hepatitis C virus starting hepatitis C treatment	...

HIV PREVENTION

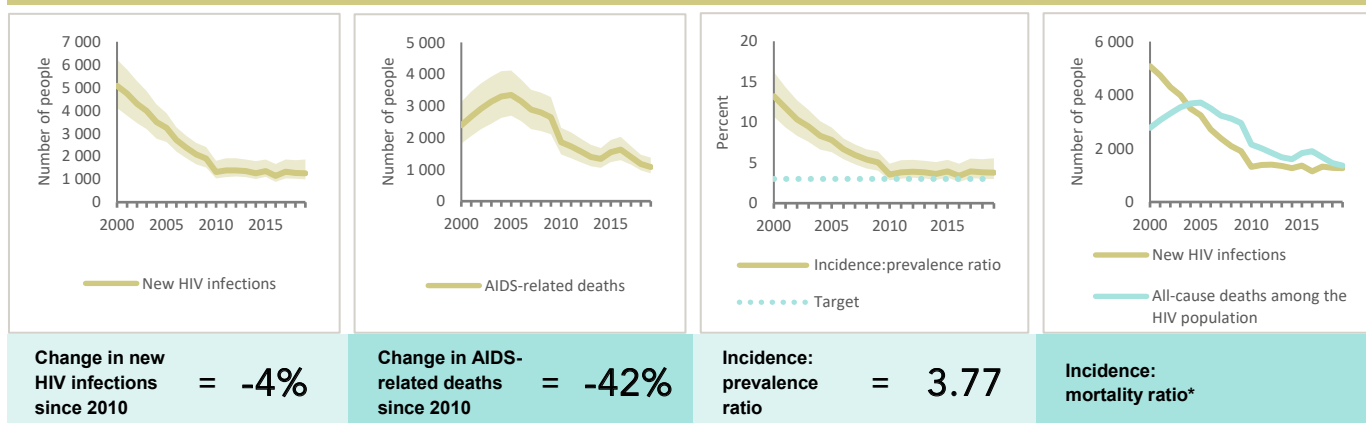
Adults aged 15+ years with unsuppressed viral load	...
Knowledge of HIV prevention among young people aged 15–24 years (2015)	
— Women	8.3%
— Men	8.9%
Condom use at last sex with a non-marital, non-cohabiting partner among people aged 15–49 years	
— Women	...
— Men	...
Women aged 15–49 years who have their demand for family planning satisfied by modern methods	...
Men aged 15–49 years who are circumcised	Not applicable
Voluntary medical male circumcisions performed according to national standards	Not applicable
People who received PrEP at least once during the reporting period	...
Harm reduction	
— Use of sterile injecting equipment at last injection	...
— Needles and syringes distributed per person who injects	...
— Coverage of opioid substitution therapy	...
— Naloxone available (2019)	No
— Safe injection rooms available (2019)	No

NIGER

EPIDEMIC ESTIMATES

	2010	2015	2019
New HIV infections			
New HIV infections (all ages)	1300 [1000–1800]	1400 [1100–1900]	1300 [990–1900]
New HIV infections (0–14)	<500 [<500–<500]	<500 [<500–540]	<500 [<500–560]
New HIV infections (women, 15+)	600 [<500–850]	520 [<500–740]	<500 [<500–620]
New HIV infections (men, 15+)	<500 [<500–570]	<500 [<500–600]	<500 [<500–660]
HIV incidence per 1000 population	0.08 [0.07–0.11]	0.07 [0.06–0.1]	0.06 [0.04–0.08]
AIDS-related deaths			
AIDS-related deaths (all ages)	1900 [1500–2300]	1500 [1200–1900]	1100 [880–1400]
AIDS-related deaths (0–14)	<500 [<500–570]	<500 [<500–<500]	<500 [<500–<500]
AIDS-related deaths (women, 15+)	530 [<500–690]	<500 [<500–510]	<500 [<500–<500]
AIDS-related deaths (men, 15+)	850 [660–1100]	840 [660–1000]	<500 [<500–620]
People living with HIV			
People living with HIV (all ages)	37 000 [33 000–42 000]	35 000 [31 000–39 000]	33 000 [30 000–39 000]
People living with HIV (0–14)	5000 [4200–5800]	3800 [3200–4500]	3000 [2600–3600]
People living with HIV (women, 15+)	16 000 [14 000–18 000]	17 000 [15 000–19 000]	17 000 [16 000–20 000]
People living with HIV (men, 15+)	16 000 [14 000–18 000]	14 000 [12 000–16 000]	13 000 [11 000–15 000]
HIV prevalence (15–49)	0.4 [0.4–0.4]	0.3 [0.3–0.3]	0.2 [0.2–0.2]

EPIDEMIC TRANSITION METRICS



* The incidence:mortality ratio is not published if the country has not achieved antiretroviral therapy coverage of 81% or higher (the testing and treatment target for 2020).

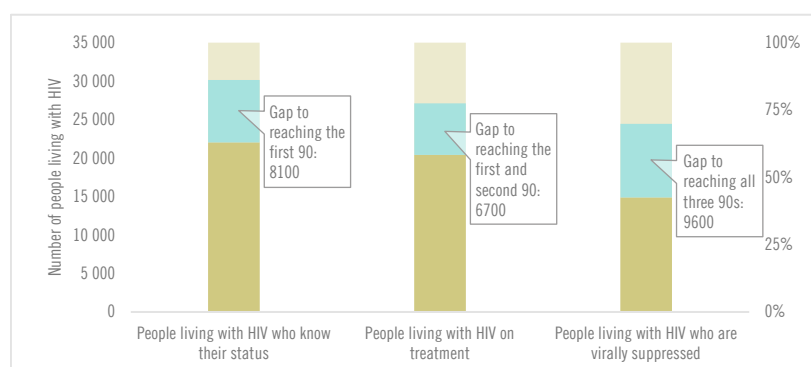
EXPENDITURES

	Financing sources					Total
	Domestic private	Domestic public	International: PEPFAR	International: Global Fund	International: all others	
Last available report: 2017	...	US\$ 245 636	US\$ 155 413	US\$ 18 825 476	US\$ 12 990 061	US\$ 32 216 586

Note: Global AIDS Monitoring report was not available at the time of publication.

COUNTRY DATA

HIV TESTING AND TREATMENT CASCADE



All ages	66% [59–76%]	61% [54–71%] 20 427	44% [40–52%]
Children (0–14)	42% [36–51%]	42% [36–51%] 1 282	30% [25–35%]
Women (15+)	76% [68–87%]	72% [64–83%] 12 574	53% [47–61%]
Men (15+)	58% [51–67%]	51% [44–59%] 6 571	36% [32–42%]

ELIMINATION OF MOTHER-TO-CHILD TRANSMISSION

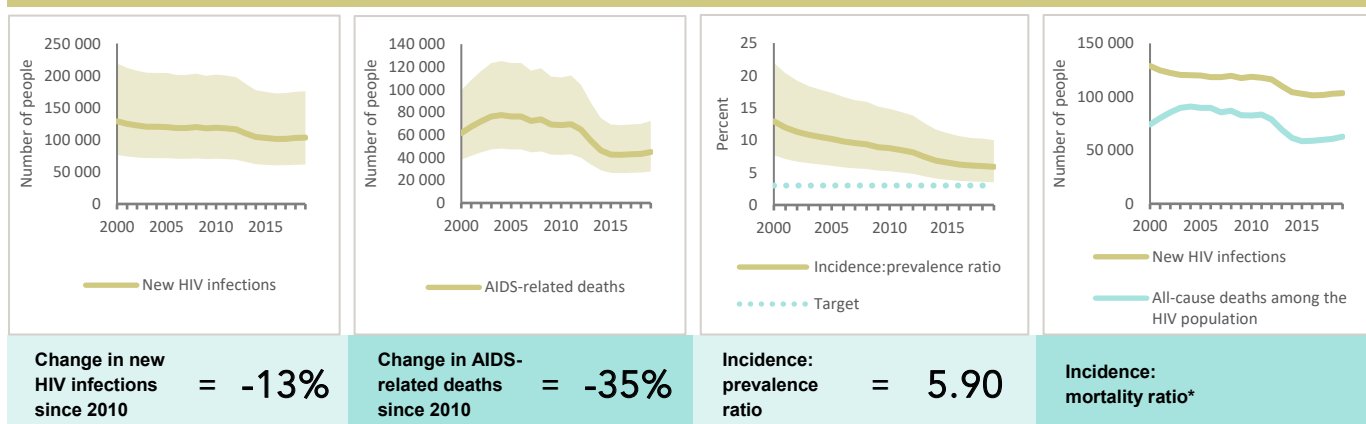
	2010	2019
Percentage of pregnant women living with HIV accessing antiretroviral medicines	87% [74–100%]	43% [38–50%]
Final vertical transmission rate including during breastfeeding	13% [11–16%]	24% [21–26%]
Early infant diagnosis	...% [...–...%]	...% [...–...%]

NIGERIA

EPIDEMIC ESTIMATES

	2010	2015	2019
New HIV infections			
New HIV infections (all ages)	120 000 [70 000–200 000]	100 000 [61 000–170 000]	100 000 [61 000–180 000]
New HIV infections (0–14)	28 000 [16 000–47 000]	20 000 [11 000–33 000]	22 000 [12 000–37 000]
New HIV infections (women, 15+)	51 000 [29 000–88 000]	47 000 [27 000–81 000]	46 000 [26 000–79 000]
New HIV infections (men, 15+)	39 000 [23 000–70 000]	36 000 [21 000–65 000]	36 000 [21 000–63 000]
HIV incidence per 1000 population	0.74 [0.44–1.27]	0.57 [0.34–0.97]	0.52 [0.31–0.88]
AIDS-related deaths			
AIDS-related deaths (all ages)	69 000 [42 000–110 000]	43 000 [26 000–69 000]	45 000 [28 000–72 000]
AIDS-related deaths (0–14)	19 000 [10 000–33 000]	13 000 [6900–23 000]	13 000 [7100–23 000]
AIDS-related deaths (women, 15+)	26 000 [15 000–44 000]	13 000 [7200–21 000]	13 000 [7200–22 000]
AIDS-related deaths (men, 15+)	24 000 [15 000–37 000]	17 000 [11 000–27 000]	19 000 [12 000–30 000]
People living with HIV			
People living with HIV (all ages)	1 400 000 [1 000 000–1 800 000]	1 600 000 [1 200 000–2 100 000]	1 800 000 [1 300 000–2 400 000]
People living with HIV (0–14)	170 000 [110 000–250 000]	150 000 [99 000–230 000]	150 000 [95 000–220 000]
People living with HIV (women, 15+)	670 000 [510 000–900 000]	820 000 [610 000–1 100 000]	940 000 [710 000–1 300 000]
People living with HIV (men, 15+)	520 000 [390 000–700 000]	600 000 [450 000–810 000]	670 000 [500 000–900 000]
HIV prevalence (15–49)	1.3 [1–1.8]	1.3 [1–1.8]	1.3 [1–1.8]

EPIDEMIC TRANSITION METRICS



* The incidence:mortality ratio is not published if the country has not achieved antiretroviral therapy coverage of 81% or higher (the testing and treatment target for 2020).

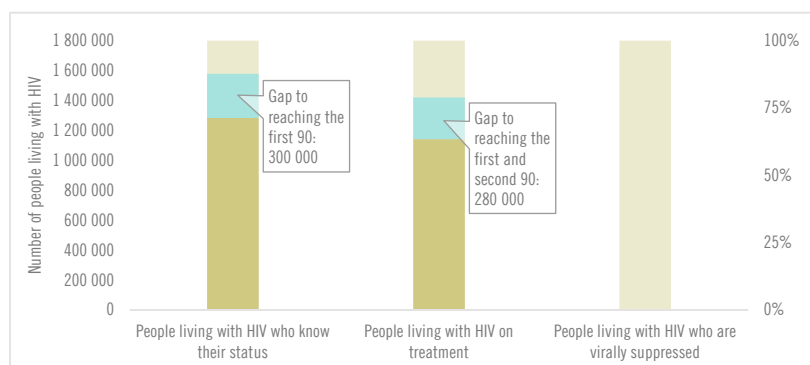
EXPENDITURES

	Financing sources					Total
	Domestic private	Domestic public	International: PEPFAR	International: Global Fund	International: all others	
Last available report: 2018	US\$ 197 273	US\$ 91 477 781	US\$ 355 296 799	US\$ 80 370 485	US\$ 4 771 460	US\$ 532 371 498

Note: Global AIDS Monitoring report was not available at the time of publication.

COUNTRY DATA

HIV TESTING AND TREATMENT CASCADE



All ages	73% [55–98%]	65% [49–87%] 1 141 064	...% [...–...%]
Children (0–14)	36% [23–55%]	36% [23–55%] 53 527	...% [...–...%]
Women (15+)	86% [65–100%]	80% [60–100%] 750 595	...% [...–...%]
Men (15+)	63% [47–85%]	50% [38–68%] 336 942	...% [...–...%]

ELIMINATION OF MOTHER-TO-CHILD TRANSMISSION

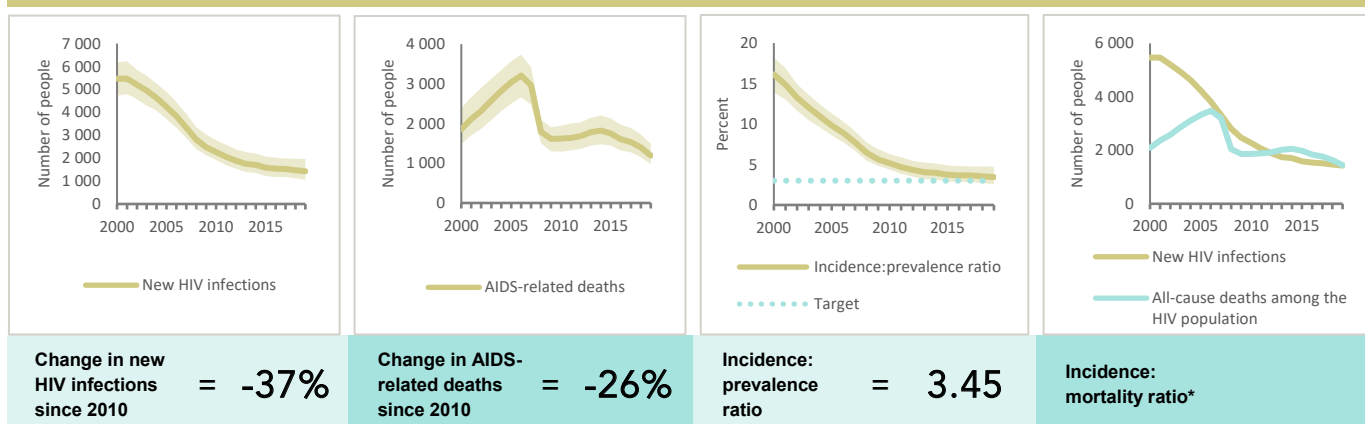
	2010	2019
Percentage of pregnant women living with HIV accessing antiretroviral medicines	27% [17–39%]	43% [28–62%]
Final vertical transmission rate including during breastfeeding	31% [24–37%]	22% [18–27%]
Early infant diagnosis	9.6% [6.6–14.7%]	26.6% [18.2–40.8%]

SENEGAL

EPIDEMIC ESTIMATES

	2010	2015	2019
New HIV infections			
New HIV infections (all ages)	2300 [1900–2800]	1600 [1200–2100]	1400 [1100–2000]
New HIV infections (0–14)	780 [650–940]	<500 [<500–640]	<500 [<500– <500]
New HIV infections (women, 15+)	710 [570–920]	520 [<500–700]	530 [<500–730]
New HIV infections (men, 15+)	780 [610–980]	570 [<500–770]	580 [<500–810]
HIV incidence per 1000 population	0.19 [0.16–0.23]	0.11 [0.09–0.15]	0.09 [0.07–0.13]
AIDS-related deaths			
AIDS-related deaths (all ages)	1600 [1300–1900]	1800 [1400–2100]	1200 [980–1500]
AIDS-related deaths (0–14)	600 [510–700]	<500 [<500–610]	<500 [<500– <500]
AIDS-related deaths (women, 15+)	<500 [<500– <500]	<500 [<500– <500]	<500 [<500– <500]
AIDS-related deaths (men, 15+)	750 [570–920]	890 [730–1100]	630 [<500–800]
People living with HIV			
People living with HIV (all ages)	44 000 [39 000–50 000]	42 000 [37 000–49 000]	41 000 [36 000–48 000]
People living with HIV (0–14)	5500 [4800–6300]	4800 [4200–5500]	3800 [3300–4600]
People living with HIV (women, 15+)	20 000 [17 000–23 000]	21 000 [19 000–24 000]	22 000 [19 000–25 000]
People living with HIV (men, 15+)	19 000 [16 000–22 000]	17 000 [14 000–20 000]	16 000 [13 000–19 000]
HIV prevalence (15–49)	0.6 [0.5–0.7]	0.4 [0.4–0.5]	0.4 [0.3–0.4]

EPIDEMIC TRANSITION METRICS



* The incidence:mortality ratio is not published if the country has not achieved antiretroviral therapy coverage of 81% or higher (the testing and treatment target for 2020).

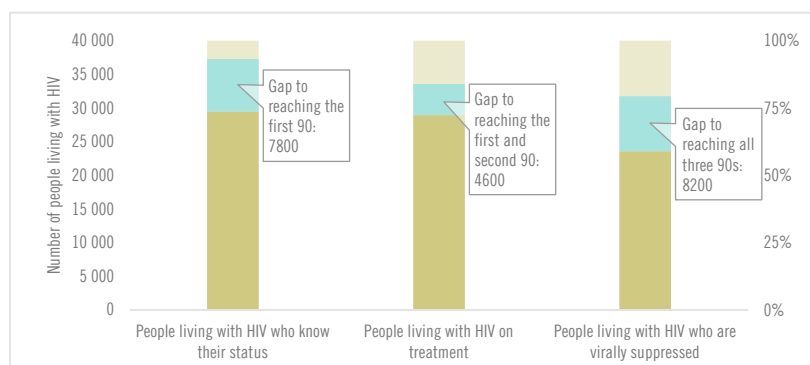
EXPENDITURES

	Financing sources					Total
	Domestic private	Domestic public	International: PEPFAR	International: Global Fund	International: all others	
Last available report: 2015	US\$ 1 394 264	US\$ 1 920 965	...	US\$ 6 725 861	US\$ 2 715 793	US\$ 12 756 882

Note: Global AIDS Monitoring report was not available at the time of publication.

COUNTRY DATA

HIV TESTING AND TREATMENT CASCADE



All ages	71% [62–83%]	70% [61–82%] 28 960	57% [50–67%]
Children (0–14)	38% [34–46%]	38% [34–46%] 1 461	20% [18–24%]
Women (15+)	89% [78–100%]	89% [78–100%] 19 457	75% [66–86%]
Men (15+)	54% [46–65%]	51% [43–61%] 8 042	41% [34–49%]

ELIMINATION OF MOTHER-TO-CHILD TRANSMISSION

	2010	2019
Percentage of pregnant women living with HIV accessing antiretroviral medicines	23% [20–27%]	72% [62–86%]
Final vertical transmission rate including during breastfeeding	25% [23–28%]	16% [14–19%]
Early infant diagnosis	11.0% [9.6–12.7%]	...% [...–...%]

SIERRA LEONE

COUNTRY DATA

EPIDEMIC ESTIMATES

	2010	2015	2019
New HIV infections			
New HIV infections (all ages)	5900 [5200–6900]	5600 [4500–6600]	4900 [3500–6300]
New HIV infections (0–14)	1800 [1400–2300]	1500 [920–2000]	1300 [690–1800]
New HIV infections (women, 15+)	2300 [2000–2700]	2300 [1900–2800]	2100 [1500–2700]
New HIV infections (men, 15+)	1800 [1500–2300]	1800 [1400–2300]	1600 [1100–2100]
HIV incidence per 1000 population	0.96 [0.84–1.12]	0.81 [0.66–0.96]	0.65 [0.47–0.84]
AIDS-related deaths			
AIDS-related deaths (all ages)	3400 [2900–4000]	3400 [2900–4100]	2600 [2000–3100]
AIDS-related deaths (0–14)	1300 [1000–1600]	1200 [830–1500]	980 [580–1300]
AIDS-related deaths (women, 15+)	1200 [930–1400]	950 [760–1100]	600 [<500–750]
AIDS-related deaths (men, 15+)	960 [770–1200]	1300 [1100–1600]	980 [830–1200]
People living with HIV			
People living with HIV (all ages)	63 000 [54 000–73 000]	72 000 [62 000–81 000]	78 000 [65 000–89 000]
People living with HIV (0–14)	11 000 [8700–13 000]	10 000 [8100–12 000]	9100 [6600–11 000]
People living with HIV (women, 15+)	30 000 [26 000–35 000]	36 000 [31 000–41 000]	41 000 [35 000–47 000]
People living with HIV (men, 15+)	22 000 [19 000–25 000]	25 000 [22 000–29 000]	27 000 [23 000–32 000]
HIV prevalence (15–49)	1.6 [1.3–1.8]	1.6 [1.4–1.8]	1.6 [1.3–1.8]

LAWS AND POLICIES

Laws criminalizing the transmission of, non-disclosure of or exposure to HIV transmission	Yes
Criminalization of sex work among consenting adults	Any criminalization or punitive regulation of sex work
Criminalization of same-sex sexual acts	Yes, imprisonment (up to 14 years)
Drug use or possession for personal use is an offence	Possession of drugs for personal use or drug use and/or consumption are specified as criminal offences
Criminalization of transgender people	Criminalized
Laws or policies restricting the entry, stay and residence of people living with HIV	No
Parental consent for adolescents to access HIV testing	Yes, for adolescents younger than 18 years
Spousal consent for married women to access sexual and reproductive health services	No
Mandatory HIV testing for marriage, work or residence permits or for certain groups	Yes

STIGMA AND DISCRIMINATION

Percentage of women and men aged 15–49 years who report discriminatory attitudes towards people living with HIV (2017 refers to women only)	2011	2017
	51.2	72.1

Percentage of people living with HIV denied health services because of their HIV status in the last 12 months	2013
	1.2

Percentage of people living with HIV who reported a health-care professional told others about their HIV status without their consent	2013
	8

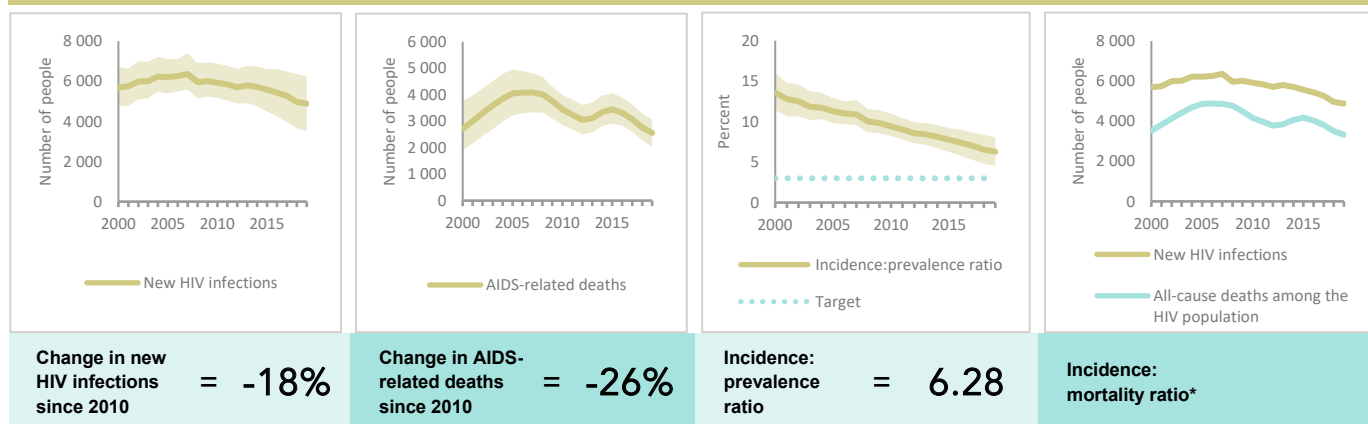
VIOLENCE

Proportion of ever-married or partnered women aged 15–49 years who experienced physical or sexual violence from a male intimate partner in the past 12 months	2013	2019
	28.6	39.9

EXPENDITURES

	Financing sources					Total
	Domestic private	Domestic public	International: PEPFAR	International: Global Fund	International: all others	
Last available report: 2011	US\$ 40 385	US\$ 168 584	US\$ 2 957 997	US\$ 3000	US\$ 3 394 829	US\$ 20 905 243

EPIDEMIC TRANSITION METRICS

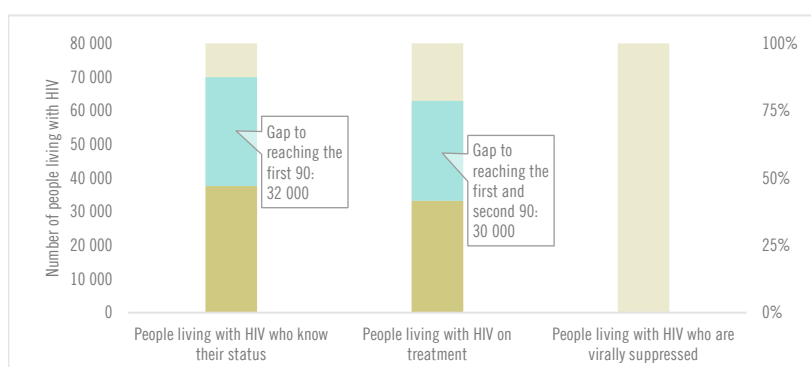


* The incidence:mortality ratio is not published if the country has not achieved antiretroviral therapy coverage of 81% or higher (the testing and treatment target for 2020).

KEY POPULATIONS

	Sex workers	Men who have sex with men	People who inject drugs	Transgender people	Prisoners
Estimated size of population
HIV prevalence	6.7%	14.0%	8.5%	15.3%	8.7%
HIV testing and status awareness
Antiretroviral therapy coverage
Condom use
Coverage of HIV prevention programmes
Avoidance of health care because of stigma and discrimination
Expenditures in US\$

HIV TESTING AND TREATMENT CASCADE



	48% [40-55%]	43% [36-49%] 33 274	...% [...-...%]
All ages			
Children (0-14)	13% [9-16%]	13% [9-16%] 1 165	...% [...-...%]
Women (15+)	64% [54-72%]	58% [49-65%] 23 785	...% [...-...%]
Men (15+)	37% [31-43%]	30% [25-35%] 8 324	...% [...-...%]

ELIMINATION OF MOTHER-TO-CHILD TRANSMISSION

	2010	2019
Percentage of pregnant women living with HIV accessing antiretroviral medicines	28% [22-35%]	58% [44-71%]
Final vertical transmission rate including during breastfeeding	28% [27-30%]	18% [13-21%]
Early infant diagnosis	<1% [<1- <1%]	8.5% [6.9-11.2%]

HIV COMORBIDITIES

Estimated number of incident tuberculosis cases among people living with HIV (2018)	2900 [1900-4200]
People living with HIV who started TB preventive therapy (2018)	56.7%
Cervical cancer screening of women living with HIV	...
People coinfecting with HIV and hepatitis C virus starting hepatitis C treatment	...

HIV PREVENTION

Adults aged 15+ years with unsuppressed viral load	...
Knowledge of HIV prevention among young people aged 15-24 years (2013)	
— Women	28.8%
— Men	30%
Condom use at last sex with a non-marital, non-cohabiting partner among people aged 15-49 years (2013)	
— Women	6.8%
— Men	19.4%
Women aged 15-49 years who have their demand for family planning satisfied by modern methods	...
Men aged 15-49 years who are circumcised (2013)	Not applicable
Voluntary medical male circumcisions performed according to national standards	Not applicable
People who received PrEP at least once during the reporting period	...
Harm reduction	
— Use of sterile injecting equipment at last injection	...
— Needles and syringes distributed per person who injects	...
— Coverage of opioid substitution therapy	...
— Naloxone available (2019)	No
— Safe injection rooms available (2019)	Yes

EPIDEMIC ESTIMATES

	2010	2015	2019
New HIV infections			
New HIV infections (all ages)	7200 [6000–9100]	5500 [4300–7400]	4500 [3100–6700]
New HIV infections (0–14)	2000 [1400–2600]	1100 [670–1700]	940 [520–1600]
New HIV infections (women, 15+)	3100 [2500–3900]	2500 [2000–3400]	2100 [1400–3100]
New HIV infections (men, 15+)	2200 [1800–2900]	1800 [1400–2400]	1500 [1000–2200]
HIV incidence per 1000 population	1.19 [0.98–1.52]	0.79 [0.62–1.07]	0.59 [0.41–0.88]
AIDS-related deaths			
AIDS-related deaths (all ages)	5400 [4200–6700]	4000 [3000–5300]	3000 [2400–4100]
AIDS-related deaths (0–14)	1600 [1200–2000]	990 [670–1400]	760 [<500–1100]
AIDS-related deaths (women, 15+)	2200 [1600–2800]	1200 [830–1600]	860 [610–1100]
AIDS-related deaths (men, 15+)	1500 [1200–2000]	1800 [1300–2300]	1400 [1100–1800]
People living with HIV			
People living with HIV (all ages)	110 000 [93 000–130 000]	120 000 [100 000–140 000]	120 000 [100 000–140 000]
People living with HIV (0–14)	15 000 [12 000–18 000]	12 000 [9500–15 000]	9900 [7000–13 000]
People living with HIV (women, 15+)	57 000 [48 000–68 000]	64 000 [54 000–76 000]	68 000 [59 000–83 000]
People living with HIV (men, 15+)	38 000 [32 000–45 000]	41 000 [34 000–50 000]	40 000 [34 000–49 000]
HIV prevalence (15–49)	2.8 [2.3–3.4]	2.5 [2.1–3.1]	2.2 [1.8–2.7]

LAWS AND POLICIES

Laws criminalizing the transmission of, non-disclosure of or exposure to HIV transmission	Yes
Criminalization of sex work among consenting adults	Any criminalization or punitive regulation of sex work
Criminalization of same-sex sexual acts	Yes, imprisonment (up to 14 years)
Drug use or possession for personal use is an offence	Possession of drugs for personal use or drug use and/or consumption are specified as criminal offences
Criminalization of transgender people	Neither criminalized nor prosecuted
Laws or policies restricting the entry, stay and residence of people living with HIV	No
Parental consent for adolescents to access HIV testing	Yes, for adolescents younger than 14 years
Spousal consent for married women to access sexual and reproductive health services	No
Mandatory HIV testing for marriage, work or residence permits or for certain groups	No

STIGMA AND DISCRIMINATION

Percentage of women aged 15–49 years who report discriminatory attitudes towards people living with HIV **2014**
45.8

Percentage of people living with HIV denied health services because of their HIV status in the last 12 months

Percentage of people living with HIV who reported a health-care professional told others about their HIV status without their consent

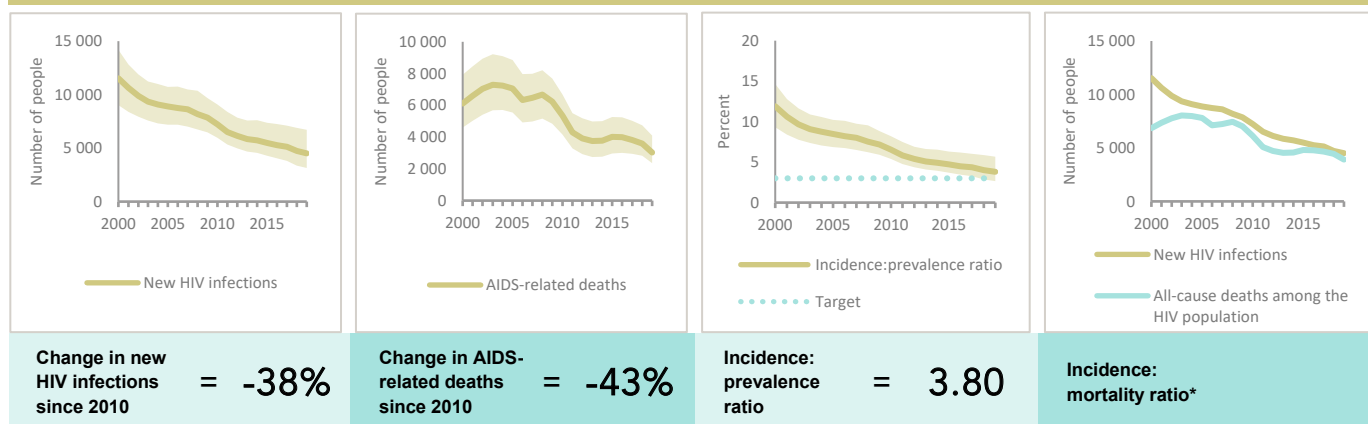
VIOLENCE

Proportion of ever-married or partnered women aged 15–49 years who experienced physical or sexual violence from a male intimate partner in the past 12 months **2014**
12.7

EXPENDITURES

	Financing sources					Total
	Domestic private	Domestic public	International: PEPFAR	International: Global Fund	International: all others	
Last available report: 2019	US\$ 1 964 091	US\$ 3 843 147	US\$ 2 905 953	US\$ 8 642 402	US\$ 1 355 163	US\$ 20 353 232

EPIDEMIC TRANSITION METRICS

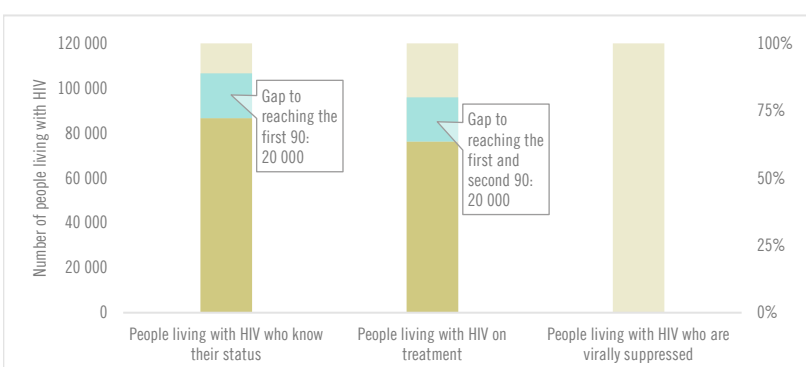


* The incidence:mortality ratio is not published if the country has not achieved antiretroviral therapy coverage of 81% or higher (the testing and treatment target for 2020).

KEY POPULATIONS

	Sex workers	Men who have sex with men	People who inject drugs	Transgender people	Prisoners
Estimated size of population	5100
HIV prevalence	13.2%	22.0%
HIV testing and status awareness	96.8%	95.4%	44.7%
Antiretroviral therapy coverage	32.7%	28.8%	3.8%
Condom use	86.4%	80.2%
Coverage of HIV prevention programmes
Avoidance of health care because of stigma and discrimination
Expenditures in US\$ (2019)	214 380	1 072 822	10 239	9600	2010

HIV TESTING AND TREATMENT CASCADE



	73% [62–89%]	64% [54–79%] 76 230	...% [...-...%]
All ages			
Children (0–14)	48% [34–63%]	48% [34–63%] 4 690	...% [...-...%]
Women (15+)	82% [70–99%]	75% [65–91%] 51 366	...% [...-...%]
Men (15+)	65% [55–78%]	50% [42–60%] 20 174	...% [...-...%]

ELIMINATION OF MOTHER-TO-CHILD TRANSMISSION

	2010	2019
Percentage of pregnant women living with HIV accessing antiretroviral medicines	30% [23–38%]	76% [56–98%]
Final vertical transmission rate including during breastfeeding	29% [27–32%]	17% [13–22%]
Early infant diagnosis	17.2% [13.7–23.0%]	44.1% [34.4–60.4%]

HIV COMORBIDITIES

Estimated number of incident tuberculosis cases among people living with HIV (2018)	490 [390–600]
People living with HIV who started TB preventive therapy (2018)	...
Cervical cancer screening of women living with HIV	...
People coinfectd with HIV and hepatitis C virus starting hepatitis C treatment	...

HIV PREVENTION

Adults aged 15+ years with unsuppressed viral load	...
Knowledge of HIV prevention among young people aged 15–24 years (2014)	
— Women	23.3%
— Men	31.6%

Condom use at last sex with a non-marital, non-cohabiting partner among people aged 15–49 years (2014)	
— Women	42.9%
— Men	60.7%

Women aged 15–49 years who have their demand for family planning satisfied by modern methods	...
--	-----

Men aged 15–49 years who are circumcised (2014)	Not applicable
---	----------------

Voluntary medical male circumcisions performed according to national standards	Not applicable
--	----------------

People who received PrEP at least once during the reporting period	...
--	-----

Harm reduction	
— Use of sterile injecting equipment at last injection	...
— Needles and syringes distributed per person who injects	...
— Coverage of opioid substitution therapy	...
— Naloxone available (2019)	No
— Safe injection rooms available (2019)	No

ASIA AND THE PACIFIC

DATA POINTS

A 12% DECLINE

IN NEW HIV INFECTIONS IN THE REGION OBSCURES INCREASES IN SOME COUNTRIES

GAY MEN AND OTHER MEN WHO HAVE SEX WITH MEN ACCOUNT FOR

44% OF NEW INFECTIONS

3 QUARTERS

OF PEOPLE LIVING WITH HIV IN THE REGION KNOW THEIR HIV STATUS.

GREATER ACCESS TO HIV TREATMENT HAS

REDUCED AIDS-RELATED DEATHS BY 29%

SINCE 2010

5 COUNTRIES

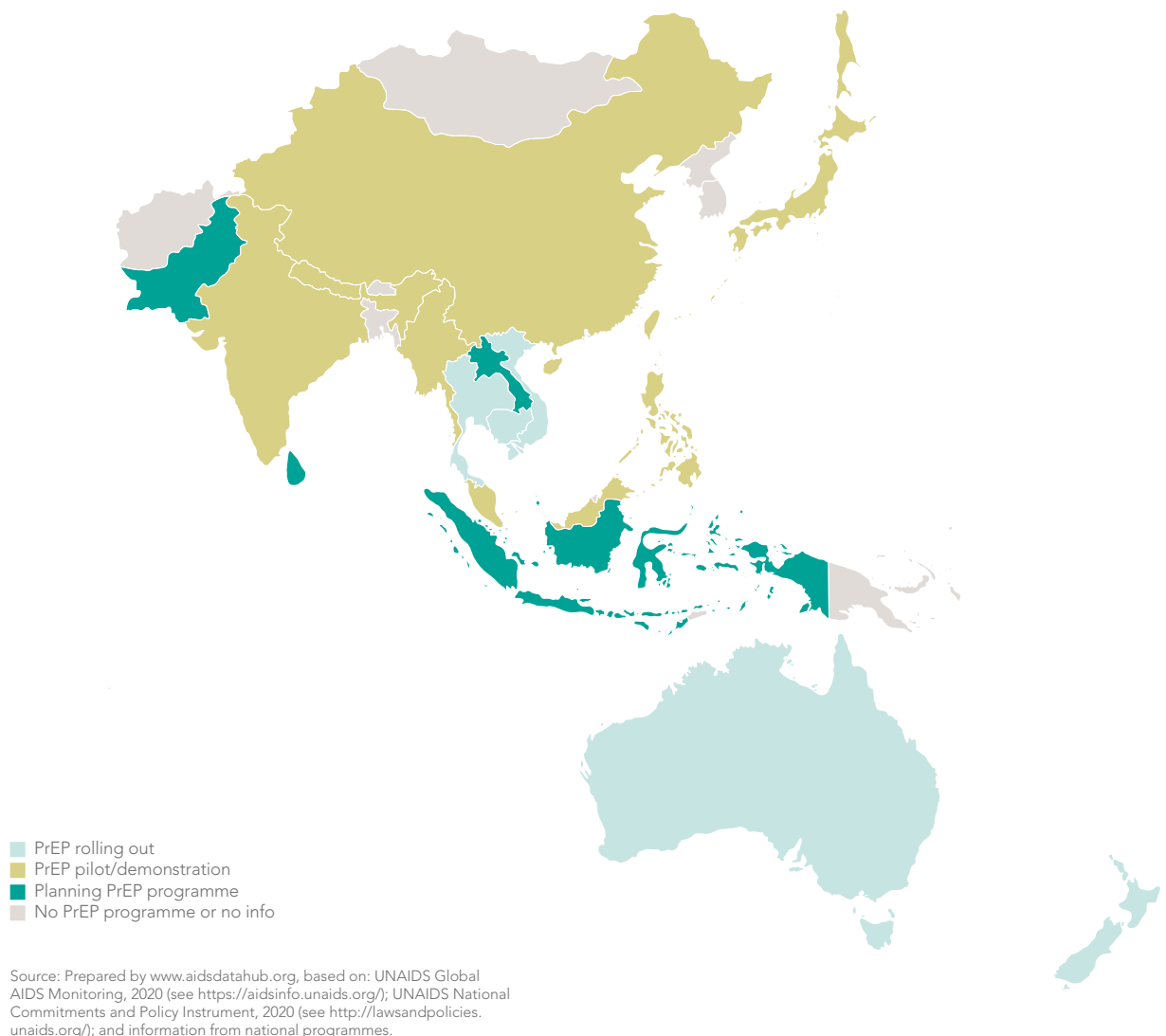
HAVE PREP PROGRAMMES ROLLING OUT NATIONALLY, AND 7 HAVE PILOT OR DEMONSTRATION PROJECTS

HIV infections in Asia and the Pacific have declined slightly, with reductions in Cambodia, Myanmar, Thailand and Viet Nam offset by sharp increases in Pakistan and the Philippines. Key populations and their partners accounted for an estimated 98% of new HIV infections, and more than one quarter of new HIV infections were among young people (aged 15 to 24 years). Rising numbers of new infections among gay men and other men who have sex with men are a major concern. An overall slowing in reductions in new HIV infections coincides with a decline in political and programmatic commitment, alongside punitive laws and policies and rising stigma and discrimination that block effective AIDS responses.

Key populations are insufficiently served by HIV prevention programmes. Some progress has been made in introducing innovative prevention tools, such as pre-exposure prophylaxis (PrEP). A small minority of countries have both high coverage of needle-syringe programmes and moderate coverage of opioid substitution therapy. Evidence indicates increased use of methamphetamine drugs linked to HIV transmission, and there is a need for innovative harm reduction services that respond to changing patterns in drug use. Civil society organizations are widely involved in HIV prevention programmes, but these community-led services are not available at sufficient scale.

The 29% reduction in AIDS-related deaths since 2010 speaks to successful testing and treatment programmes in several countries. Australia, Cambodia and Thailand have achieved the 90–90–90 targets, but AIDS-related mortality rates are rising in Afghanistan, Pakistan and the Philippines. Late diagnosis and poor adherence to treatment are missed opportunities to prevent onward transmission and AIDS-related deaths. About half of key populations living with HIV are not aware of their HIV status, but assisted testing and self-testing could increase the rates of HIV diagnosis.

Status of PrEP availability in Asia and the Pacific, 2019

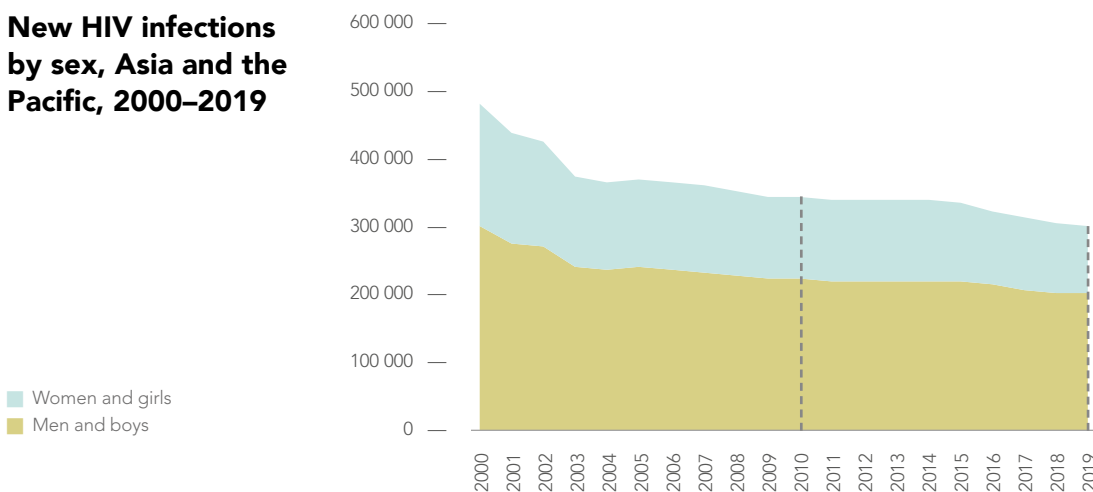


PrEP is an additional prevention choice for people at substantial risk of HIV infection. Outstanding examples have been set by Australia, Cambodia, New Zealand, Thailand and Viet Nam, with PrEP rolling out and PrEP provision increasing. The

population-level prevention benefits of PrEP, however, have not yet been realized in most countries of the region because its availability and accessibility is still limited.

State of the epidemic

New HIV infections by sex, Asia and the Pacific, 2000–2019



Percent change 2010–2019

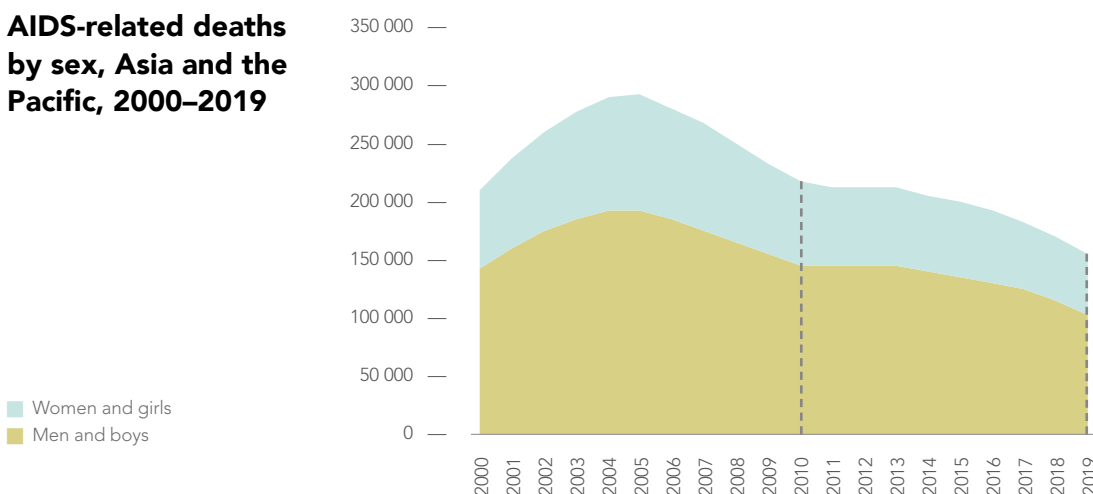
Total population **-12%**

Women and girls **-18%**

Men and boys **-9%**

Source: UNAIDS epidemiological estimates, 2020 (see <https://aidsinfo.unaids.org/>).

AIDS-related deaths by sex, Asia and the Pacific, 2000–2019



Percent change 2010–2019

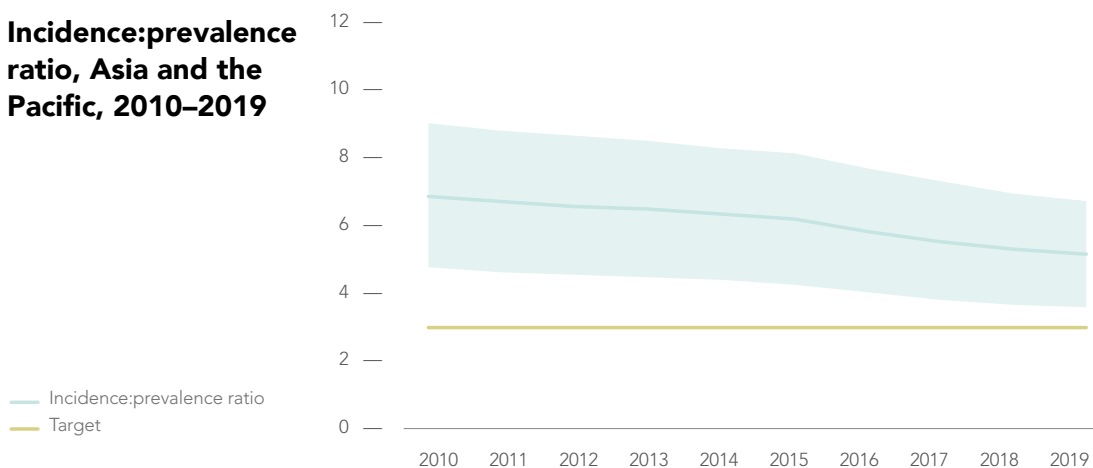
Total population **-29%**

Women and girls **-28%**

Men and boys **-29%**

Source: UNAIDS epidemiological estimates, 2020 (see <https://aidsinfo.unaids.org/>).

Incidence:prevalence ratio, Asia and the Pacific, 2010–2019

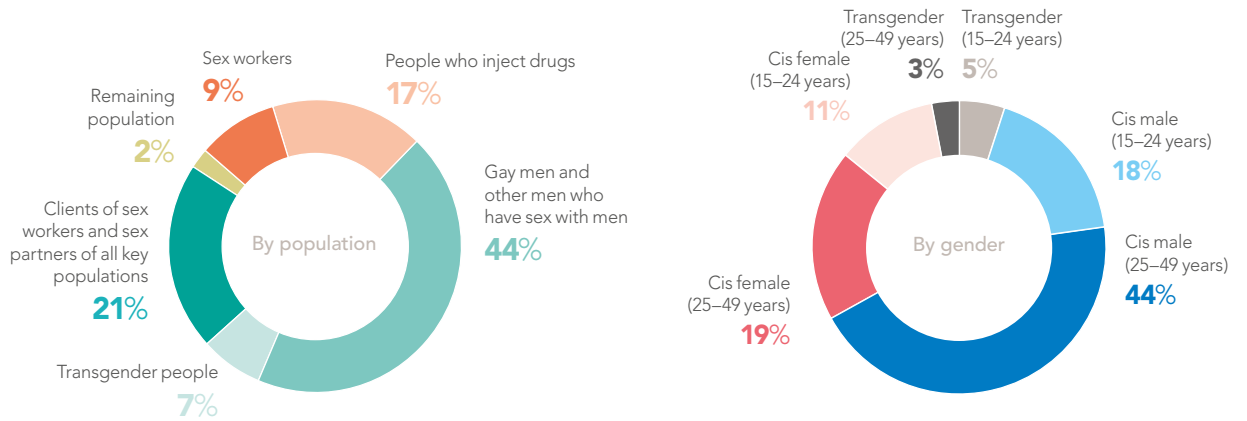


Incidence:prevalence ratio

5.1
[3.6–6.7]

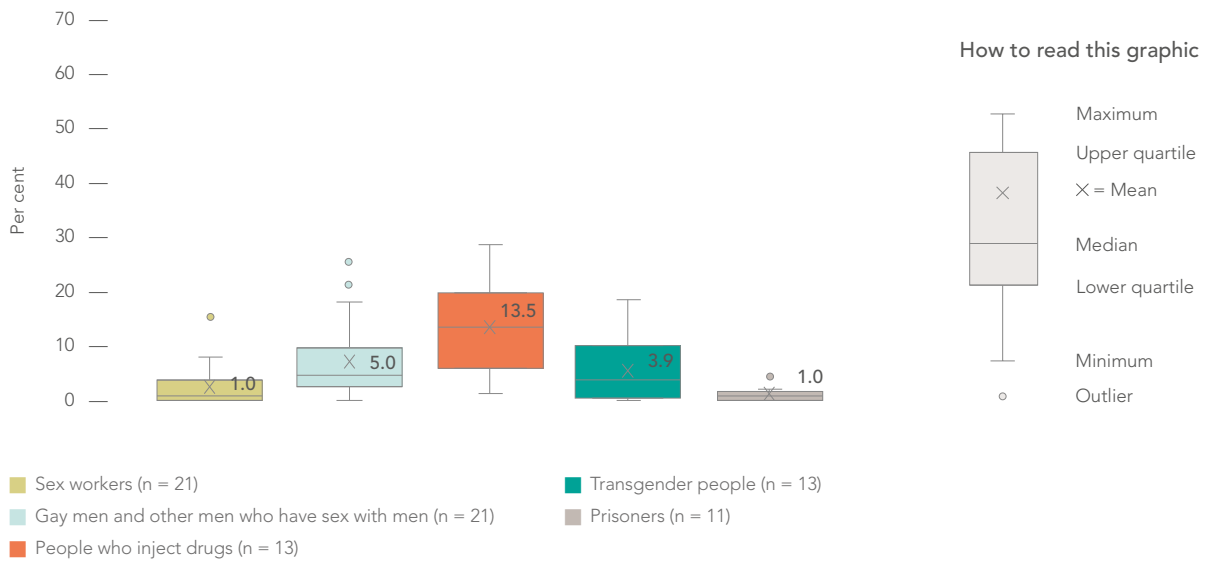
Source: UNAIDS epidemiological estimates, 2020 (see <https://aidsinfo.unaids.org/>).

Distribution of new HIV infections by population (aged 15–49 years), Asia and the Pacific, 2019



Source: UNAIDS special analysis, 2020 (see methods annex).

HIV prevalence among key populations, Asia and the Pacific, 2015–2019



Source: UNAIDS Global AIDS Monitoring, 2020 (see <https://aidsinfo.unaids.org/>).
 Note: (n = number of countries responding).

Estimated size of key populations, Asia and the Pacific, 2018–2019

	National adult population (15+), 2018	National adult population (15+), 2019	Sex workers	Sex workers as percentage of adult population (15+)	Gay men and other men who have sex with men	Gay men and other men who have sex with men as percentage of adult population (15+)	People who inject drugs	People who inject drugs as percentage of adult population (15+)	Transgender people	Transgender people as percentage of adult population (15+)	Prisoners	Prisoners as percentage of adult population (15+)
Afghanistan	20 700 000	21 400 000										
Cambodia	11 600 000	11 700 000										
Lao People's Democratic Republic	4 720 000	4 810 000										
Malaysia	24 300 000	24 700 000	37 000	0.15%			75 000	0.31%				
Mongolia	2 220 000	2 290 000										
Nepal	19 500 000	20 100 000									22 000	0.11%
New Zealand	3 770 000	3 870 000					15 000	0.39%			10 000	0.26%
Papua New Guinea	5 600 000	5 800 000	48 000	0.84%	36 000	0.63%						
Philippines	73 300 000	75 400 000	210 000	0.28%	830 000	1.10%			190 000	0.25%		
Singapore	3 490 000	3 480 000									11 000	0.32%
Sri Lanka	16 100 000	16 200 000	30 000	0.19%	74 000	0.46%	2700	0.02%	2200	0.01%		
Thailand	57 300 000	57 800 000									370 000	0.64%
Viet Nam	73 000 000	73 800 000										

■ National population size estimate
■ Local population size estimate
■ Insufficient data
■ No data

Sources: UNAIDS Global AIDS Monitoring, 2020 (see <https://aidsinfo.unaids.org/>); Spectrum Demproj module, 2020.
 Note 1: Estimates shown are government-provided estimates reported in 2018–2019. Additional and alternative estimates may be available from different sources, including the Key Populations Atlas (<https://kpatlas.unaids.org/>), academic publications or institutional documents.

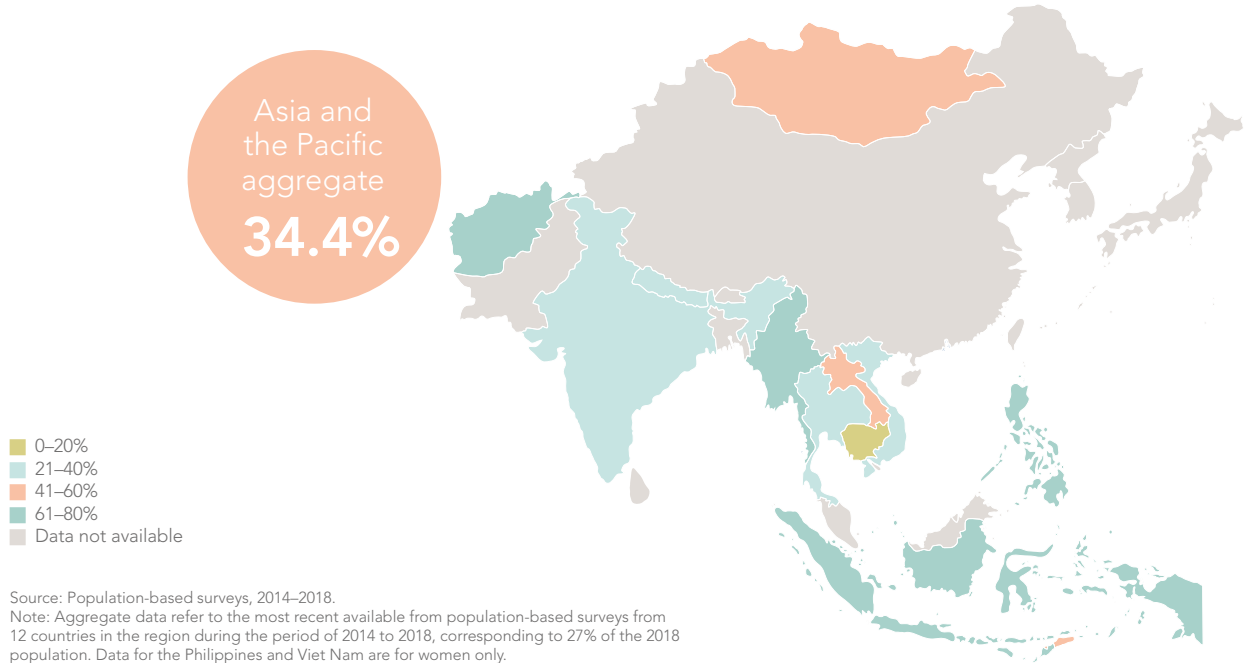
Note 2: The regions covered by the local population size estimates are as follows:
 Afghanistan Gay men and other men who have sex with men: Herat, Kabul, Kandahar, Kunduz, Jalalabad and Mazar
 People who inject drugs: Faizabad, Herat, Jalalabad, Kabul, Kandahar, Kunduz, Mazar and Zaranj
 Mongolia Sex workers: Darkhan, Dornod, Khuvsgul and Ulaanbaatar
 Gay men and other men who have sex with men: Darkhan, Dornod, Orkhon and Ulaanbaatar



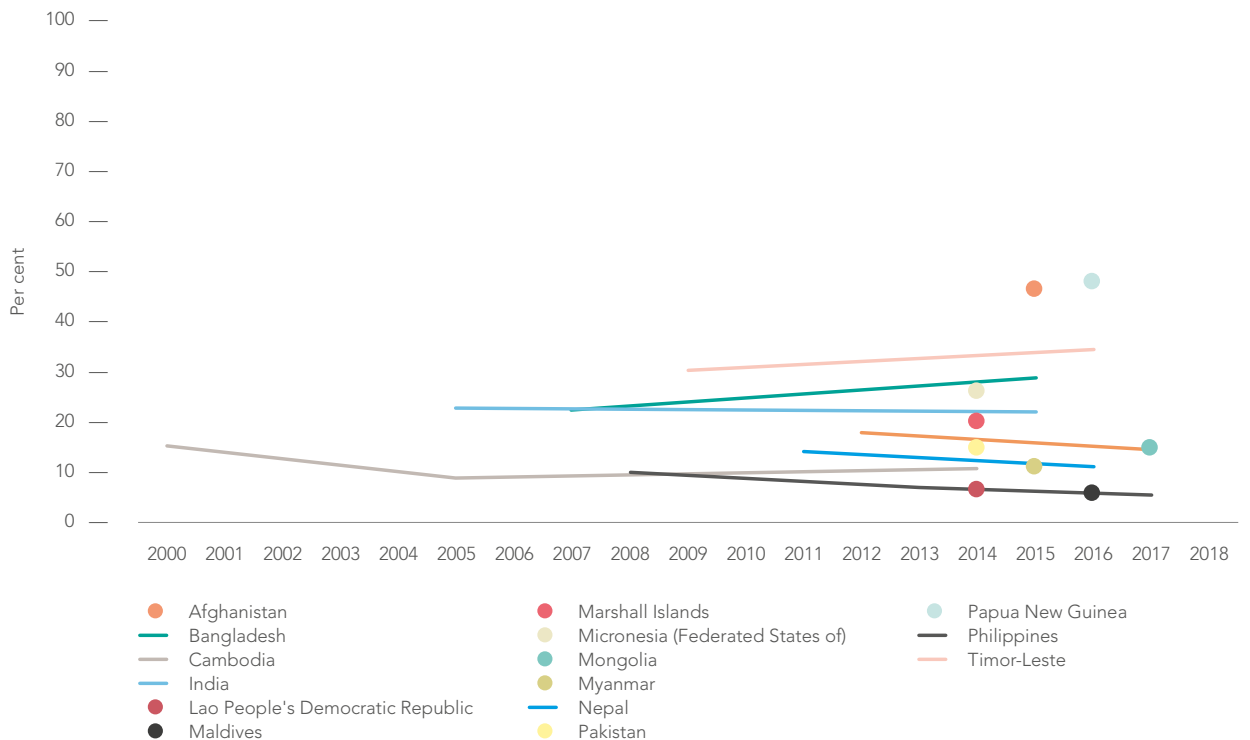
Credit: UNAIDS

Stigma and discrimination and violence

Percentage of people aged 15 to 49 years who would not purchase vegetables from a shopkeeper living with HIV, countries with available data, Asia and the Pacific, 2014–2018



Ever-married or partnered women aged 15 to 49 years who experienced physical and/or sexual violence by an intimate partner in the past 12 months, countries with available data, Asia and the Pacific, 2000–2018



Source: Population-based surveys, 2000–2018.

Laws and policies

Laws and policies scorecard, Asia and the Pacific, 2019

	Criminalization of transgender people	Criminalization of sex work	Criminalization of same-sex sexual acts	Drug use or possession for personal use an offence	Parental consent for adolescents to access HIV testing	Spousal consent for married women to access sexual and reproductive health services
Afghanistan	a	a	f	a	a	b
Australia		p	f			
Bangladesh	a	c	a	a	a	a
Bhutan		q	f			
Brunei Darussalam		r	f		a	a
Cambodia	a	s	a	a	am	a
China	a	a	a	a	a	a
Cook Islands						
Democratic People's Republic of Korea		t	f			
Fiji	b	u	f	b	b	b
India	a	a	a	a	a	a
Indonesia			f		i	i
Japan		v	f			
Kiribati	a	d	g	a	a	a
Lao People's Democratic Republic	b	w	f	h	b	b
Malaysia	b	e	f	a	a	a
Maldives		x	f			
Marshall Islands	b	y	f		b	b
Micronesia (Federated States of)	b	z	f	b	b	b
Mongolia	a	a	a	a	a	a

Criminalization and/or prosecuted

- Criminalized and/or prosecuted
- Neither criminalized nor prosecuted
- Data not available

Any criminalization or punitive regulation of sex work

- Sex work is not subject to punitive regulations or is not criminalized
- Issue is determined/differs at the subnational level
- Data not available

Death penalty

- Death penalty
- Imprisonment (14 years life, up to 14 years) or no penalty specified
- Data not available
- Data not available

Compulsory detention for drug offences

- Compulsory detention for drug offences
- Data not available
- Data not available

Age thresholds for drug offences

- Yes, for adolescents younger than 18
- Yes, for adolescents younger than 14 or 16
- Yes, for adolescents younger than 12
- No
- Data not available

Spousal consent

- Yes
- No
- Data not available

Laws penalizing same-sex sexual acts have been decriminalized or never existed, or no specific legislation

Possession of drugs for personal use is specified as a criminal offence or drug use or consumption is a specific offence in law

Possession of drugs for personal use or drug use or consumption are not punished by laws or regulations

Possession of drugs for personal use or drug use or consumption is specified as a non-criminal offence

Laws criminalizing the transmission of, non-disclosure of or exposure to HIV	Laws or policies restricting the entry, stay and residence of people living with HIV (o)	Mandatory HIV testing for marriage, work or residence permits or for certain groups
a		a
a		a
ak		a
a		a
a		a
m		
a		a
al		
a		a
b		b
a		a
n		b
b		b
a		a

Sources:

- a. UNAIDS National Commitments and Policy Instrument, 2019 (see <http://lawsandpolicies.unaids.org/>).
- b. UNAIDS National Commitments and Policy Instrument, 2017 (see <http://lawsandpolicies.unaids.org/>).
- c. Bangladesh. Penal Code. Section 290.
- d. Kiribati. Penal Code. Article 167.
- e. Malaysia. Penal Code. Article 372A and 373 (<http://www.agc.gov.my/agcportal/uploads/files/Publications/LOM/EN/Penal%20Code%20%5BAct%20574%5D2.pdf>).
- f. Mendos LR. State-sponsored homophobia 2019. 13th ed. Geneva: ILGA; 2019.
- g. Kiribati. Penal Code [Cap 67]. Revised Edition 1977. Section 153, 154 and 155 (https://www.ilo.org/dyn/natlex/natlex4.detail?p_lang=en&isn=70701&p_country=KIR&p_count=62&p_classification=01&p_classcount=21).
- h. Lao People's Democratic Republic. Penal Law. Article 146.
- i. UNAIDS National Commitments and Policy Instrument, 2018 (see <http://lawsandpolicies.unaids.org/>).
- j. Cameron S, Bernard EJ. Advancing HIV justice 3: growing the global movement against HIV criminalisation. Amsterdam: HIV Justice Network; May 2019.
- k. Viet Nam. Law on HIV/AIDS Prevention and Control (https://www.ilo.org/wcmsp5/groups/public/---ed_protect/---protrav/---ilo_aids/documents/legaldocument/wcms_113364.pdf).
- l. Nepal. The National Penal Code Act 2017. Article 105 (<http://www.moljpa.gov.np/en/wp-content/uploads/2018/12/Penal-Code-English-Revised-1.pdf>).
- m. Fiji. HIV/AIDS (Amendment) Decree 2011 (http://www.health.gov.fj/wp-content/uploads/2014/09/10_HIV-AIDS-Amendment-Decree-20111.pdf).
- n. Marshall Islands. Communicable Diseases Prevention and Control Act, 1988. S 1511 (http://rmparliament.org/cms/images/LEGISLATION/PRINCIPAL/1988/1988-0028/CommunicableDiseasesPreventionandControlAct1988_1.pdf).
- o. Still not welcome: HIV-related travel restrictions. Geneva: UNAIDS, UNDP; 2019 (https://www.unaids.org/sites/default/files/media_asset/hiv-related-travel-restrictions-explainer_en.pdf).
- p. South Australia. Summary Offences Act 1953. Section 25; Victoria. Sex Work Act 1994. Section 13; New South Wales. Summary Offence Act 1988. Section 19; Western Australia. Prostitution Act 2000. s25.
- q. Bhutan. Penal Code, 2004. Chapter 26, articles 373–377 (<https://www.wipo.int/edocs/laws/en/bt/bt019en.pdf>).
- r. Brunei Darussalam. Penal Code 1951 (2016 edition). Prostitution, S 26/2012, section 294A (<https://www.ilo.org/dyn/natlex/docs/ELECTRONIC/78238/83493/F1602044948/BRN78238%202016%20Edition.pdf>).
- s. Cambodia. Penal Code 2010. Articles 284, 291, 298 (https://www.unodc.org/res/cld/document/khm/criminal_code_of_the_kingdom_of_cambodia_html/Cambodia_Criminal-Code-of-the-Kingdom-of-Cambodia-30-Nov-2009-Eng.pdf).
- t. Democratic People's Republic of Korea. Criminal Law. Article 261 (Prostitution) ([https://www.hrnk.org/uploads/pdfs/The%20Criminal%20Law%20of%20the%20Democratic%20Republic%20of%20Korea_2009_%20\(1\).pdf](https://www.hrnk.org/uploads/pdfs/The%20Criminal%20Law%20of%20the%20Democratic%20Republic%20of%20Korea_2009_%20(1).pdf)).
- u. Fiji. Crimes Decree 2009. Section 231 (<https://www.steptoec.com/images/content/2/3/v1/2393/3984.pdf>).
- am. Cambodia. Law on the Prevention and Control of HIV/AIDS. Article 19 (https://www.aidsdatahub.org/sites/default/files/documents/Cambodia_Law_on_the_Prevention_and_Control_of_HIV_AIDS.pdf).

Yes
No
Data not available

No, but prosecutions exist based on general criminal laws

Yes
No
Data not available

Require HIV testing or disclosure for some permits
No restrictions
Data not available

Yes
No
Data not available

Prohibit short- and/or long-stay and require HIV testing or disclosure for some permits

Deport, prohibit short- and/or long-stay and require HIV testing or disclosure for some permits

Laws and policies scorecard

	Criminalization of transgender people	Criminalization of sex work	Criminalization of same-sex sexual acts	Drug use or possession for personal use an offence	Parental consent for adolescents to access HIV testing	Spousal consent for married women to access sexual and reproductive health services
Myanmar	a	a	a	a	a	a
Nauru	b	aa	f	b	b	b
Nepal	a	a	a	a	a	a
New Zealand	a	a	a	a	a	a
Niue	b		b	b	b	b
Pakistan	a	a	a	a	a	b
Palau	b	ab	f		b	b
Papua New Guinea	a	a	a	a	a	b
Philippines	a	ac	f		a	a
Republic of Korea	a	a	a	a	a	a
Samoa	b	ad	f	b	i	i
Singapore	a	a	a	a	a	a
Solomon Islands		ae	f			
Sri Lanka	b	af	f		i	i
Thailand		ag	f		i	i
Timor-Leste			f			
Tonga	b	ah	f	b	a	b
Tuvalu	b	ai	f		b	b
Vanuatu	b	aj	f	b	b	b
Viet Nam	a	a	a	a	a	a

Criminalization of transgender people

- Criminalized and/or prosecuted
- Neither criminalized nor prosecuted
- Data not available

Criminalization of sex work

- Any criminalization or punitive regulation of sex work
- Sex work is not subject to punitive regulations or is not criminalized
- Issue is determined/differs at the subnational level
- Data not available

Criminalization of same-sex sexual acts

- Death penalty
- Imprisonment (14 years life, up to 14 years) or no penalty specified
- Data not available

Drug use or possession for personal use an offence

- Compulsory detention for drug offences
- Data not available

Parental consent for adolescents to access HIV testing

- Yes, for adolescents younger than 18
- Yes, for adolescents younger than 14 or 16
- Yes, for adolescents younger than 12
- No
- Data not available

Spousal consent for married women to access sexual and reproductive health services

- Yes
- No
- Data not available

Laws penalizing same-sex sexual acts have been decriminalized or never existed, or no specific legislation

Possession of drugs for personal use is specified as a criminal offence or drug use or consumption is a specific offence in law

Possession of drugs for personal use or drug use or consumption are not punished by laws or regulations

Possession of drugs for personal use or drug use or consumption is specified as a non-criminal offence

Laws criminalizing the transmission of, non-disclosure of or exposure to HIV	Laws or policies restricting the entry, stay and residence of people living with HIV (o)	Mandatory HIV testing for marriage, work or residence permits or for certain groups
a		a
b		b
l		a
		a
b		b
a		a
b		b
a		a
a		a
a		a
b		i
a		a
		a
b		i
b		b
b		b
b		b
k		a

v. Japan. Anti-Prostitution Law (1956).
 w. Lao People's Democratic Republic. Penal Code, 2018.
 x. Maldives. Penal Code 2014. Sections 615, 620 and 621 (<https://www.law.upenn.edu/live/files/4203-maldives-penal-code-2014>).
 y. Marshall Islands. Criminal Code 2011. Article 251 (http://rmiparliament.org/cms/images/LEGISLATION/PRINCIPAL/2011/2011-0059/CriminalCode2011_1.pdf).
 z. Federated States of Micronesia. Chuuk State Code. Title 12, chapter 28 (http://fsmlaw.org/chuuk/code/title12/T12_CH28.htm).
 aa. Nauru. Crimes Act 2016. Section 107 (https://tbinternet.ohchr.org/Treaties/CEDAW/Shared%20Documents/NRU/INT_CEDAW_ARL_NRU_28029_E.pdf).
 ab. Palau. Code of Palau. Anti-Prostitution Act. Chapter 36 (<https://www.legal-tools.org/doc/1c32a2/pdf/>).
 ac. Philippines. Revised Penal Code. Article 202 (https://www.un.org/Depts/los/LEGISLATIONANDTREATIES/PDFFILES/PHL_revised_penal_code.pdf).
 ad. Samoa. Crimes Act 2013. Sections 72 and 73 (https://www.ilo.org/dyn/natlex/natlex4.detail?p_lang=en&p_isn=93579&p_country=WSM&p_classification=01.04).
 ae. Solomon Islands. Penal Code. Section 153 (<http://www.paclii.org/sb/legis/conso/act/pc66/>).
 af. Sri Lanka. The Vagrants Ordinance (http://hrlibrary.umn.edu/research/srilanka/statutes/Vagrants_Ordinance.pdf).
 ag. Thailand. Prevention and Suppression of Prostitution Act B.E. 2539 (1996). Section 5 (<https://www.ilo.org/dyn/natlex/docs/WEBTEXT/46403/65063/E96THA01.htm>).
 ah. Tonga. Criminal Offences Act. Section 81(4) (<https://www.ilo.org/dyn/natlex/docs/ELECTRONIC/73337/95725/F665862081/TON73337.pdf>).
 ai. Tuvalu. Penal Code. Sections 145 and 146 (http://tuvalu-legislation.tv/cms/images/LEGISLATION/PRINCIPAL/1965/1965-0007/PenalCode_1.pdf).
 aj. Vanuatu. Penal Code. Section 148 (<https://www.ilo.org/dyn/natlex/docs/ELECTRONIC/88512/101229/F1616956608/VUT88512.pdf>).
 ak. Brunei Darussalam. Infectious Diseases Act. Section 24 (http://www.agc.gov.bn/AGC%20Images/LAWS/ACT_PDF/Cap204.pdf).
 al. Indonesia. Regional Regulation of Papua Province, No. 8, 2010 on the Prevention and Control of HIV and AIDS. Article 15; Indonesia. Regional Regulation of West Kalimantan Province Number 2 of 2009 about Prevention and Management of HIV and AIDS in West Kalimantan Province. Articles 20 and 45 (1).

No, but prosecutions exist based on general criminal laws

Yes ■ No ■ Data not available ■

Require HIV testing or disclosure for some permits

Yes ■ No ■ Data not available ■

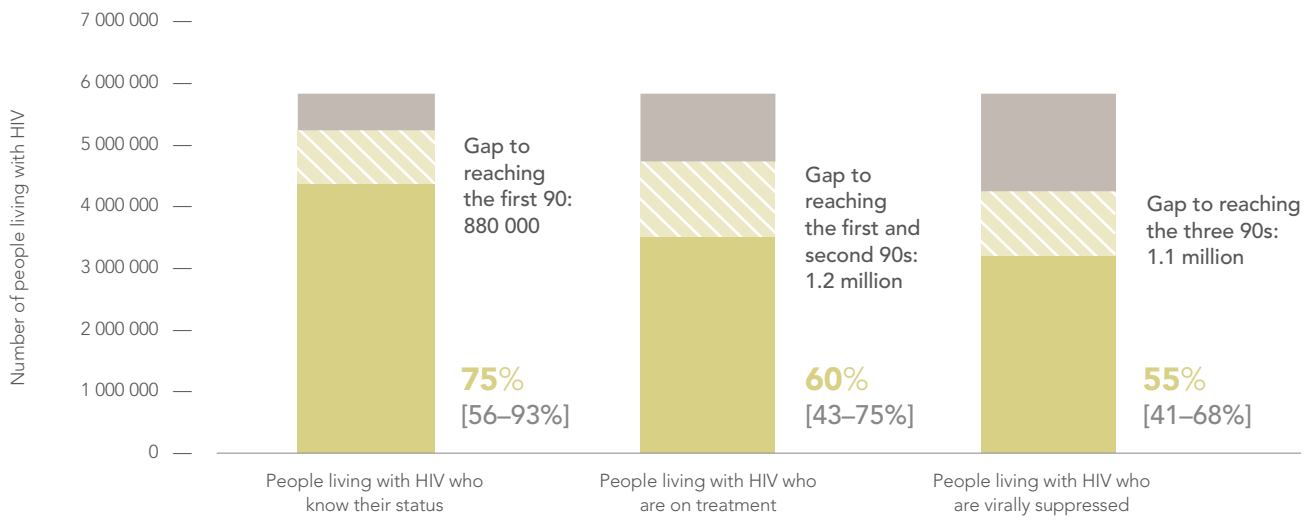
Prohibit short- and/or long-stay and require HIV testing or disclosure for some permits

Yes ■ No ■ Data not available ■

No restrictions ■ Data not available ■

HIV testing and treatment

HIV testing and treatment cascade, Asia and the Pacific, 2019

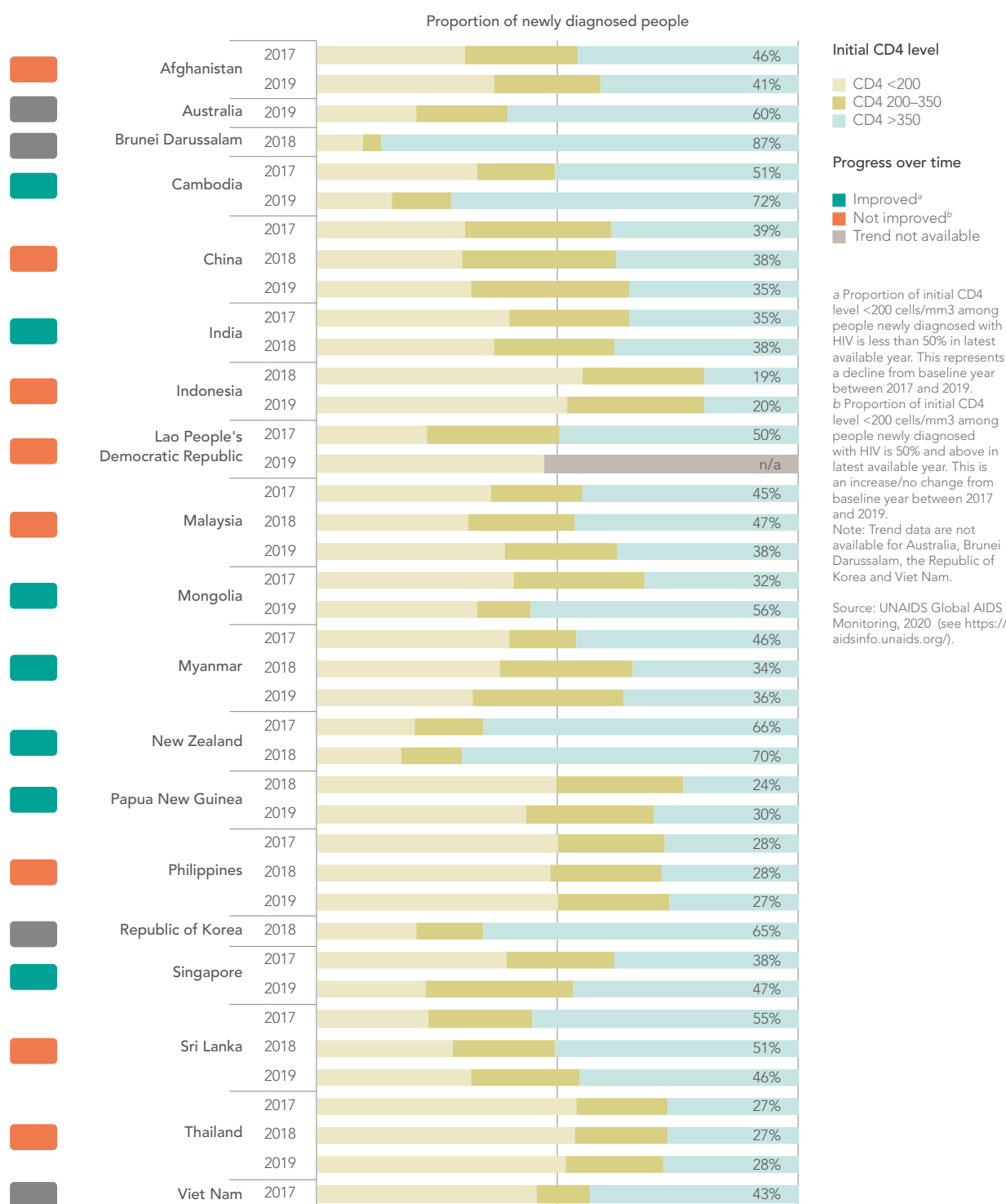


Source: UNAIDS special analysis, 2020 (see methods annex).



Credit: UNAIDS

Trends in change in CD4 level among people newly diagnosed with HIV, Asia and the Pacific, 2017–2019



Despite progress on HIV testing, treatment and viral suppression in the region, a significant proportion of people living with HIV have low CD4 counts upon diagnosis, suggesting that they

acquired HIV some time ago. Early diagnosis, treatment initiation and viral suppression is critical to maximizing treatment outcomes and the preventative benefits of antiretroviral therapy.

	First 90: percentage of people living with HIV who know their status			Second 90: percentage of people who know their status who are on treatment			Third 90: percentage of people living with HIV on treatment who are virally suppressed			Viral load suppression: percentage of people living with HIV who are virally suppressed		
	All ages	Women (15 years and older)	Men (15 years and older)	All ages	Women (15 years and older)	Men (15 years and older)	All ages	Women (15 years and older)	Men (15 years and older)	All ages	Women (15 years and older)	Men (15 years and older)
Niue												
Pakistan	21	12	24	58	73	53						
Palau												
Papua New Guinea	71	76	67	88	89	85						
Philippines	73	73	74	61	32	62						
Republic of Korea												
Samoa				100	100	100	55	33	67			
Singapore	79	75	80	91	85	91	93	89	94	67	56	68
Solomon Islands							77	78	75			
Sri Lanka	51	50	51	100	100	100						
Thailand							97	97	97	78	78	77
Timor-Leste												
Tonga												
Tuvalu												
Vanuatu												
Viet Nam							95	95	95	66	74	62

Legend for 90–90–90

95% and above
90–94%
85–89%
70–84%
50–69%
Less than 50%

Legend for viral load suppression

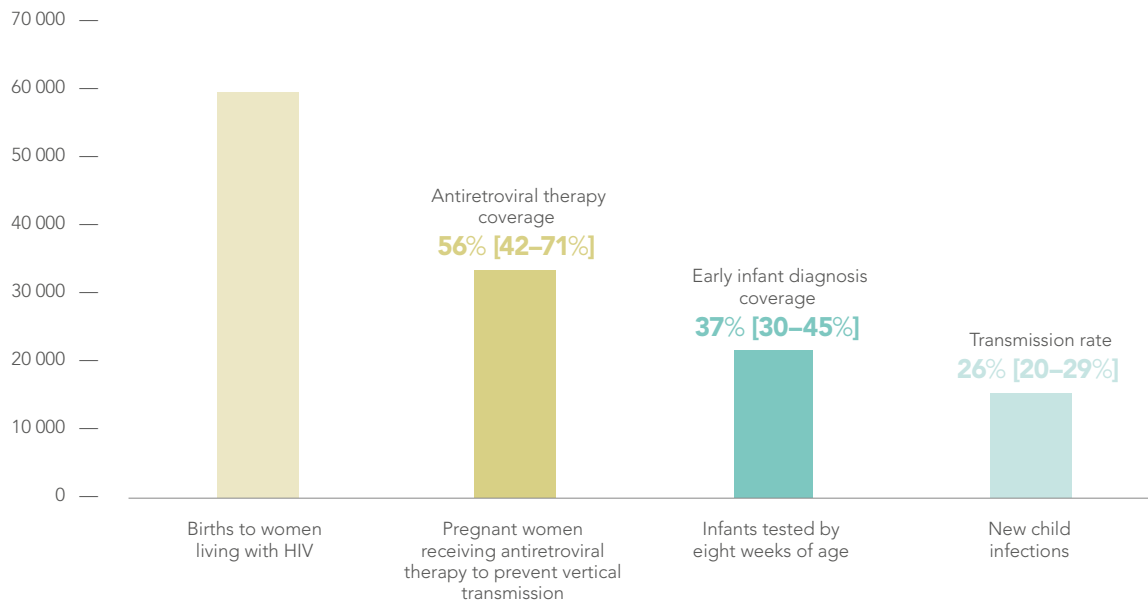
86% and above
73–85%
65–72%
40–64%
25–39%
Less than 25%

Source: UNAIDS special analysis, 2020 (see methods annex).

Note: Estimates for 2019 except: Australia, Singapore and the Solomon Islands (2018); and Japan (2015).

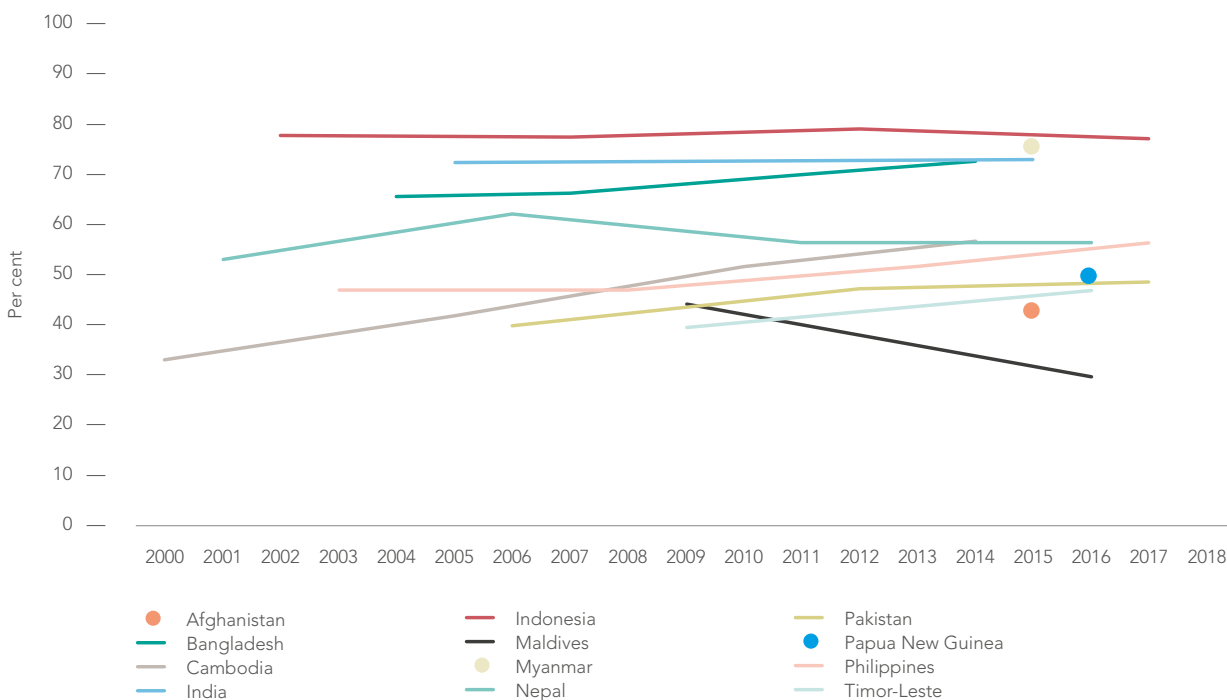
People-centred services

Services for pregnant women living with HIV, early infant diagnosis, number of new vertical infections and transmission rate, Asia and the Pacific, 2019



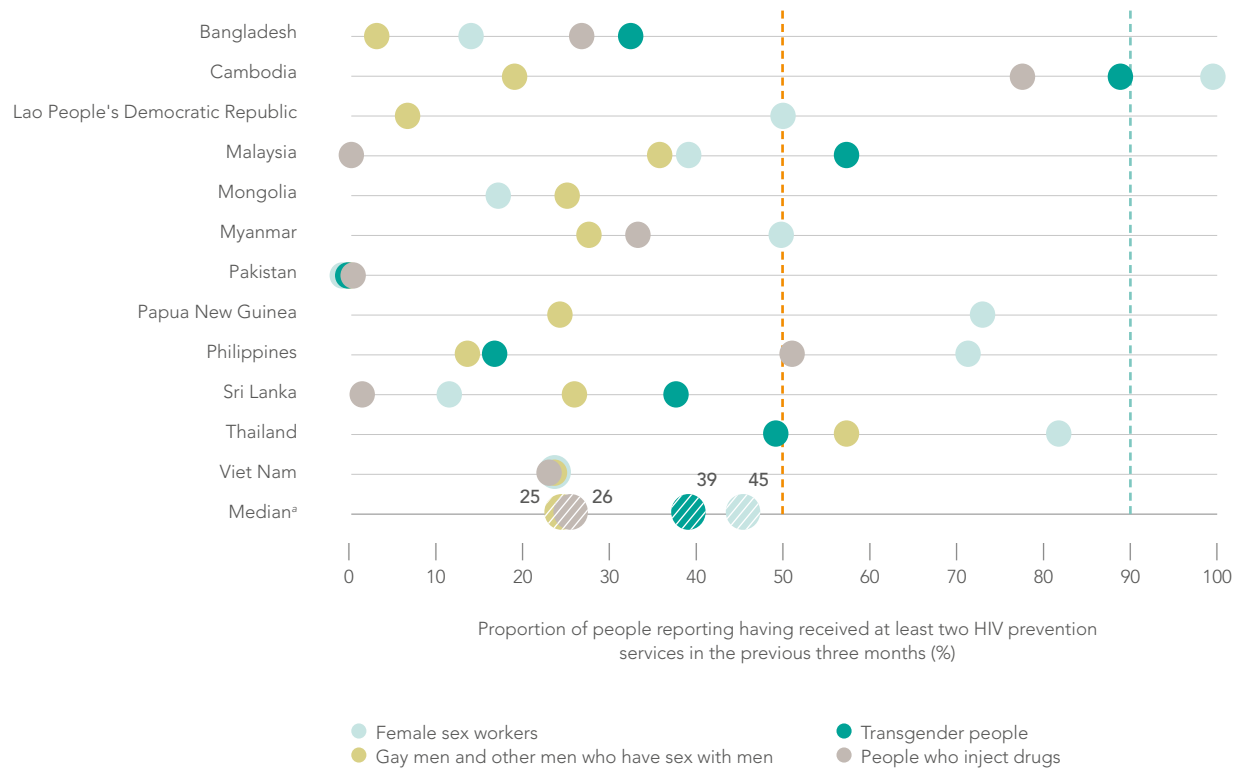
Source: UNAIDS epidemiological estimates 2020 and Global AIDS Monitoring 2020 (see <https://aidsinfo.unaids.org/>).

Women aged 15 to 49 years who have their demand for family planning satisfied by modern methods, countries with available data, Asia and the Pacific, 2000–2018



Source: Population-based surveys, 2000–2018.
 Note: Data for Afghanistan (2015), Bangladesh (2014) and Pakistan (2017–2018) are only for currently married women.

Prevention intervention coverage among key populations, select countries, Asia and the Pacific, 2016–2019

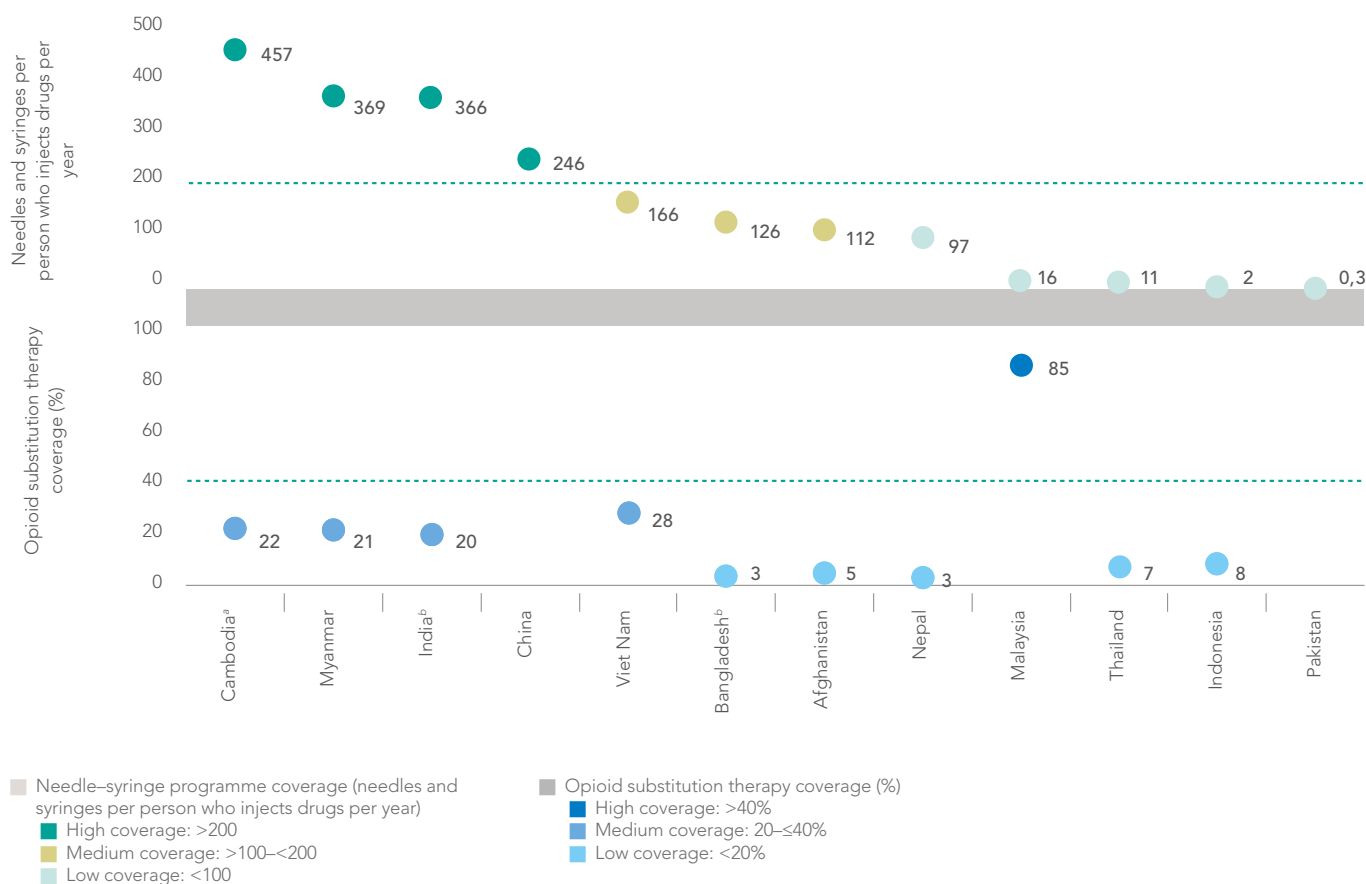


^a Calculated based on 12 reporting countries for female sex workers and gay men and other men who have sex with men, seven reporting countries for transgender people, and eight reporting countries for people who inject drugs. Source: UNAIDS Global AIDS Monitoring, 2020 (see <https://aidsinfo.unaids.org/>). Note: Prevention coverage is measured as the percentage of people in a key population who report having received a combined set of HIV prevention interventions in the past three months (at least two out of three services: 1) given condoms and lubricants; 2) received counselling on condom use and safe sex; 3) tested for STIs for transgender people, sex workers and gay men and other men who have sex with men, or received sterile needles or syringes for people who inject drugs).

Only one quarter of gay men and other men who have sex with men and people who inject drugs in the region—and less than half of transgender people and female sex workers—receive the HIV

prevention services they need. These regional averages obscure variations in coverage across Asia and the Pacific.

Coverage of needle–syringe programmes and opioid substitution therapy among people who inject drugs, reporting countries, Asia and the Pacific, 2019

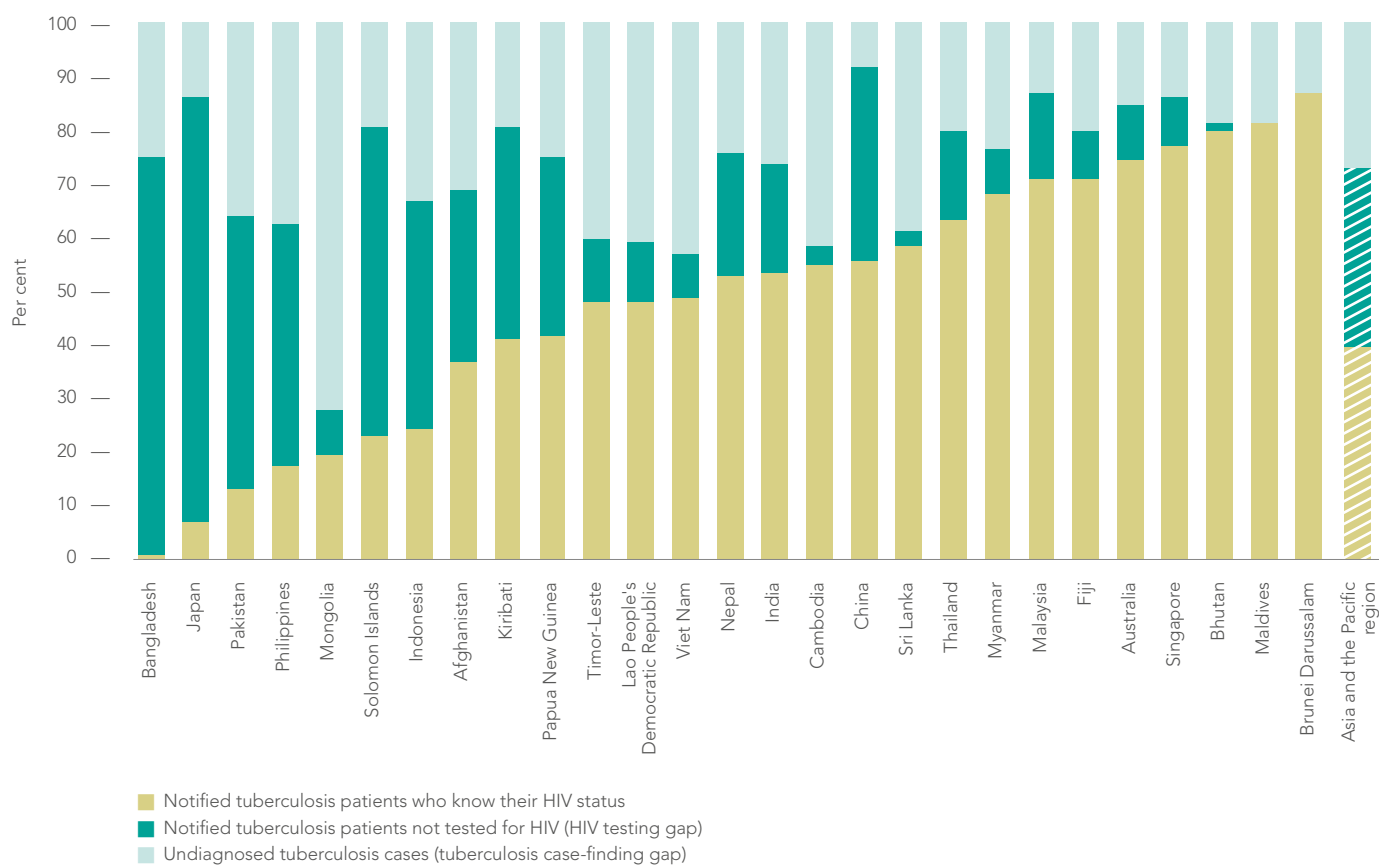


^a Data are from 2016 data for opioid substitution therapy and 2018 for needle–syringe programme coverage.
^b Data are from 2018.
 Source: UNAIDS Global AIDS Monitoring, 2016–2020 (see <https://aidsinfo.unaids.org/>).

High coverage of both needle–syringes programmes (>200 needles and syringes per person who injects drugs per year) and moderate coverage of opioid substitution therapy services (between 20% and 40% of people who inject drugs) have been reported in Cambodia, India and

Myanmar. Needle–syringe programme coverage is low in Indonesia, Malaysia, Pakistan and Thailand, and opioid substitution therapy services are either not available or the coverage is 10% or lower in Afghanistan, Bangladesh, Indonesia, Nepal, Pakistan and Thailand.

Service gap to tuberculosis case-finding and HIV testing



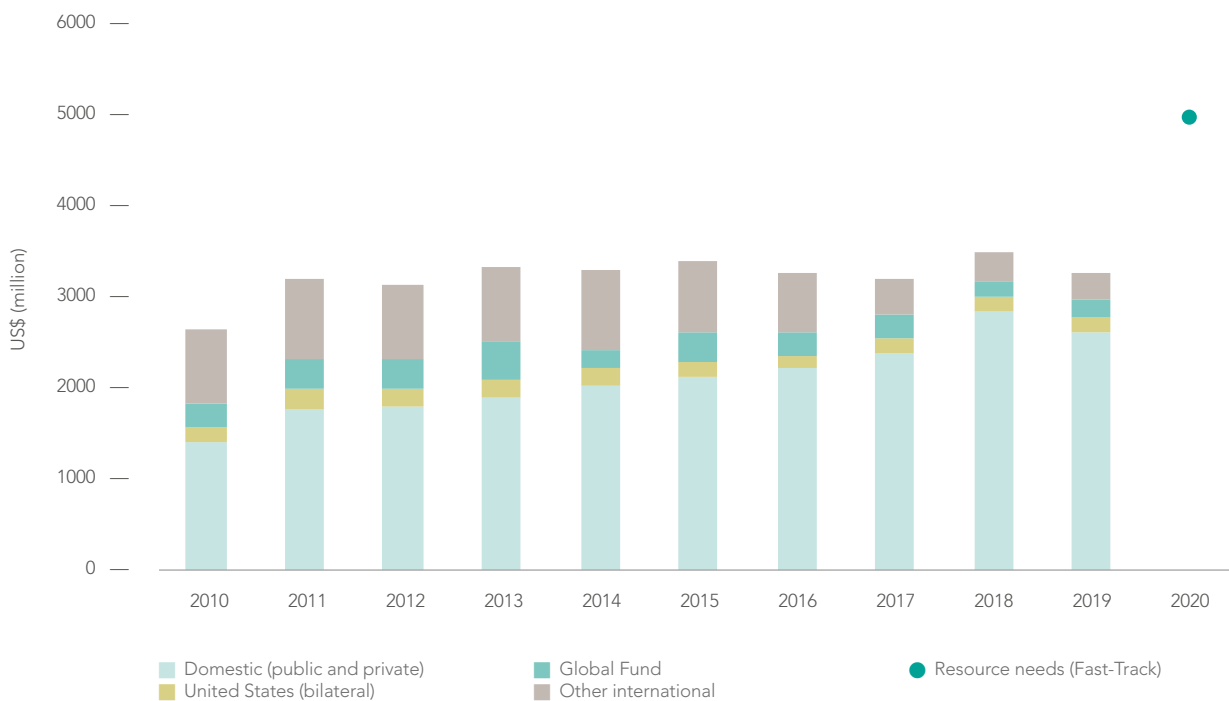
Source: Global tuberculosis report, 2019. Geneva: WHO; 2019.

Tuberculosis is one of the top 10 causes of death worldwide, and it is the leading cause of death among people living with HIV. Almost half (46%) of diagnosed tuberculosis patients in Asia and the

Pacific do not know their HIV status, and about one in four estimated tuberculosis cases in the region are undiagnosed.

Investing to end AIDS

Resource availability for HIV by source, 2010–2019, and estimated Fast-Track resource needs in 2020, Asia and the Pacific



Source: UNAIDS financial estimates, 2020 (see <http://hivfinancial.unaids.org/hivfinancialdashboards.html>).

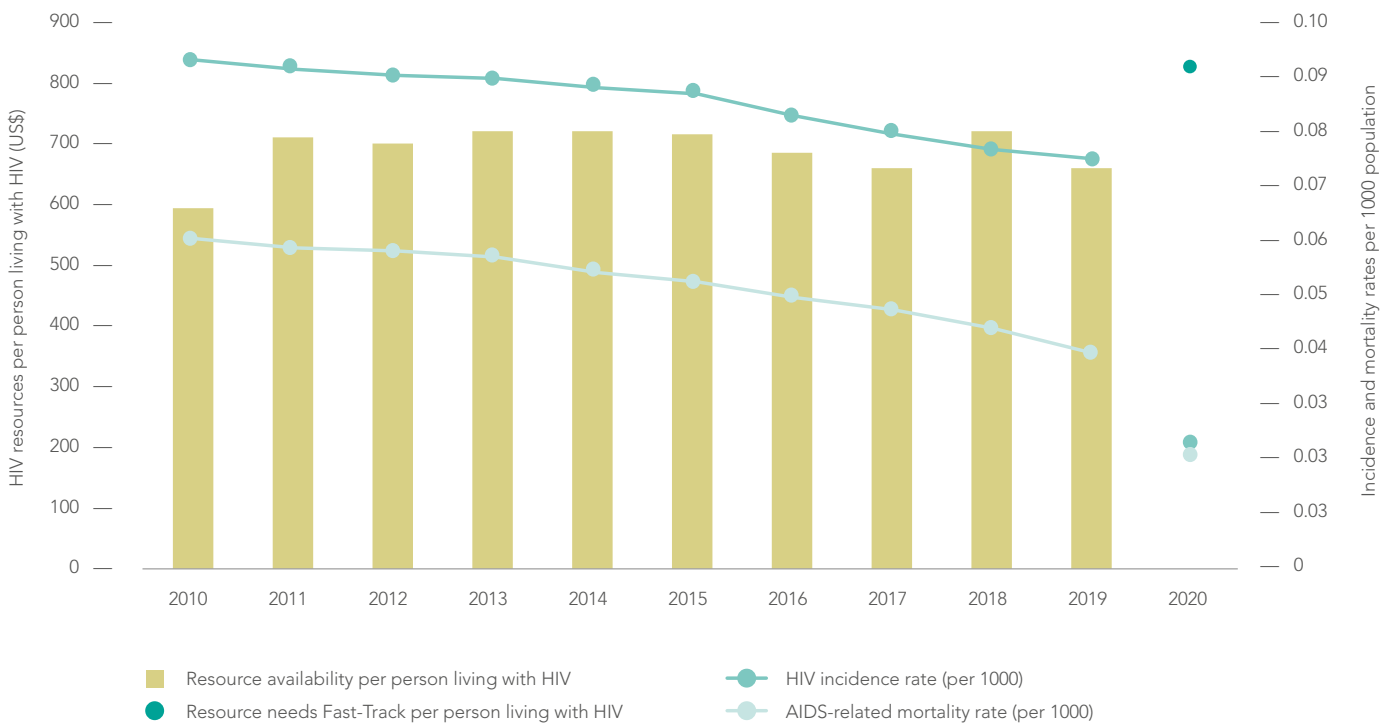
Recent overall trends in funding for HIV responses in Asia and the Pacific (measured in constant 2016 US dollars to account for inflation) largely reflect trends in domestic funding, which accounted for 81% of the total spending on HIV in the region in 2019. United States Government bilateral contributions and those from the Global Fund to Fight AIDS, Tuberculosis and Malaria (the Global Fund) accounted for 5% and 6%, respectively, of total resource availability in the region in 2019. Other international sources accounted for 9%.

HIV resource availability from domestic sources increased by 87% between 2010 and 2019. By contrast, all international sources of HIV funding declined by 63% over the same period,

including a 14% fall in United States Government bilateral funding, a 28% decline in Global Fund contributions and a 28% decline in funding from other international sources. These declines mostly affect HIV prevention services for key populations, which are heavily dependent on international funding, while domestic resources often prioritize funding for HIV treatment and care. The overall HIV funding in the region is 66% of its 2020 target.

The Global Fund was the only rising source of funds between 2018 and 2019, with a 10% increase in disbursements that followed a 31% decrease the previous year—fluctuations that are due to grant management cycles.

Total HIV resource availability per person living with HIV, HIV incidence and AIDS-related mortality rates in low- and middle-income countries in Asia and the Pacific, 2010–2019 and 2020 target



Source: UNAIDS financial estimates, 2020 (see <http://hivfinancial.unaids.org/hivfinancialdashboards.html>).
 Note: resource availability is in constant 2016 US dollars



Credit: UNAIDS

AFGHANISTAN

COUNTRY DATA

EPIDEMIC ESTIMATES

	2010	2015	2019
New HIV infections			
New HIV infections (all ages)	700 [<500–1800]	1100 [<500–3700]	1500 [<500–5500]
New HIV infections (0–14)	<100 [<100– <200]	<100 [<100– <500]	<200 [<100– <500]
New HIV infections (women, 15+)	<200 [<100– <500]	<500 [<100–970]	<500 [<200–1400]
New HIV infections (men, 15+)	<500 [<200–1200]	730 [<500–2600]	1000 [<500–3700]
HIV incidence per 1000 population	0.03 [0.01–0.06]	0.03 [0.01–0.11]	0.04 [0.01–0.15]
AIDS-related deaths			
AIDS-related deaths (all ages)	<500 [<200–590]	<500 [<200–980]	<500 [<200–1400]
AIDS-related deaths (0–14)	<100 [<100– <100]	<100 [<100– <200]	<100 [<100– <500]
AIDS-related deaths (women, 15+)	<100 [<100– <200]	<100 [<100– <500]	<200 [<100– <500]
AIDS-related deaths (men, 15+)	<200 [<100– <500]	<500 [<100–590]	<500 [<100–860]
People living with HIV			
People living with HIV (all ages)	4600 [2100–11 000]	7600 [3400–21 000]	11 000 [4300–38 000]
People living with HIV (0–14)	<500 [<200–600]	<500 [<200–960]	<500 [<500–1400]
People living with HIV (women, 15+)	1200 [600–2900]	2100 [950–5800]	3000 [1200–10 000]
People living with HIV (men, 15+)	3100 [1400–7400]	5200 [2300–15 000]	7400 [2900–26 000]
HIV prevalence (15–49)	<0.1 [<0.1– <0.1]	<0.1 [<0.1–0.1]	<0.1 [<0.1–0.2]

LAWS AND POLICIES

Laws criminalizing the transmission of, non-disclosure of or exposure to HIV transmission	No
Criminalization of sex work among consenting adults	Any criminalization or punitive regulation of sex work
Criminalization of same-sex sexual acts	Yes, death penalty
Drug use or possession for personal use is an offence	Possession of drugs for personal use or drug use or consumption are not punished by laws or regulations
Criminalization of transgender people	Neither criminalized nor prosecuted
Laws or policies restricting the entry, stay and residence of people living with HIV	No
Parental consent for adolescents to access HIV testing	No
Spousal consent for married women to access sexual and reproductive health services	...
Mandatory HIV testing for marriage, work or residence permits or for certain groups	No

STIGMA AND DISCRIMINATION

Percentage of women aged 15–49 years who report discriminatory attitudes towards people living with HIV **2015**
60.2

Percentage of people living with HIV denied health services because of their HIV status in the last 12 months

Percentage of people living with HIV who reported a health-care professional told others about their HIV status without their consent

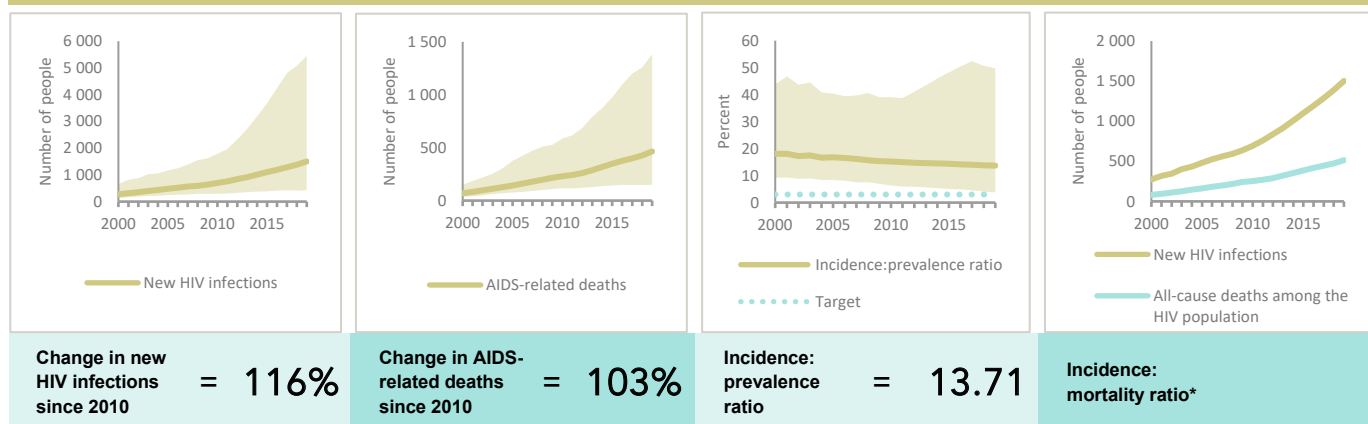
VIOLENCE

Proportion of ever-married or partnered women aged 15–49 years who experienced physical or sexual violence from a male intimate partner in the past 12 months **2015**
46.1

EXPENDITURES

	Financing sources					Total
	Domestic private	Domestic public	International: PEPFAR	International: Global Fund	International: all others	
Last available report: 2018	...	US\$ 140 861	...	US\$ 9 936 908	US\$ 124	US\$ 10 077 893

EPIDEMIC TRANSITION METRICS

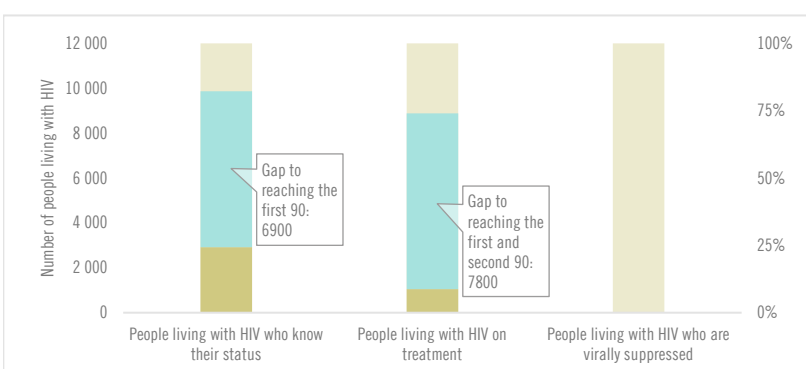


* The incidence:mortality ratio is not published if the country has not achieved antiretroviral therapy coverage of 81% or higher (the testing and treatment target for 2020).

KEY POPULATIONS

	Sex workers	Men who have sex with men	People who inject drugs	Transgender people	Prisoners
Estimated size of population
HIV prevalence
HIV testing and status awareness
Antiretroviral therapy coverage
Condom use
Coverage of HIV prevention programmes
Avoidance of health care because of stigma and discrimination
Expenditures in US\$ (2017)	2205	1985	8306

HIV TESTING AND TREATMENT CASCADE



	2010	2019
All ages	27% [11–92%] 1 044	10% [4–33%] 1 044
Children (0–14)	34% [15–100%] 60	12% [5–36%] 60
Women (15+)	21% [9–73%] 294	10% [4–33%] 294
Men (15+)	28% [11–100%] 690	9% [4–33%] 690

ELIMINATION OF MOTHER-TO-CHILD TRANSMISSION

	2010	2019
Percentage of pregnant women living with HIV accessing antiretroviral medicines	2% [1–5%]	9% [4–30%]
Final vertical transmission rate including during breastfeeding	45% [41–49%]	43% [36–48%]
Early infant diagnosis	...% [...–...%]	4.3% [1.4–11.2%]

HIV COMORBIDITIES

Estimated number of incident tuberculosis cases among people living with HIV (2018)	320 [120–640]
People living with HIV who started TB preventive therapy (2018)	...
Cervical cancer screening of women living with HIV	...
People coinfectd with HIV and hepatitis C virus starting hepatitis C treatment	...

HIV PREVENTION

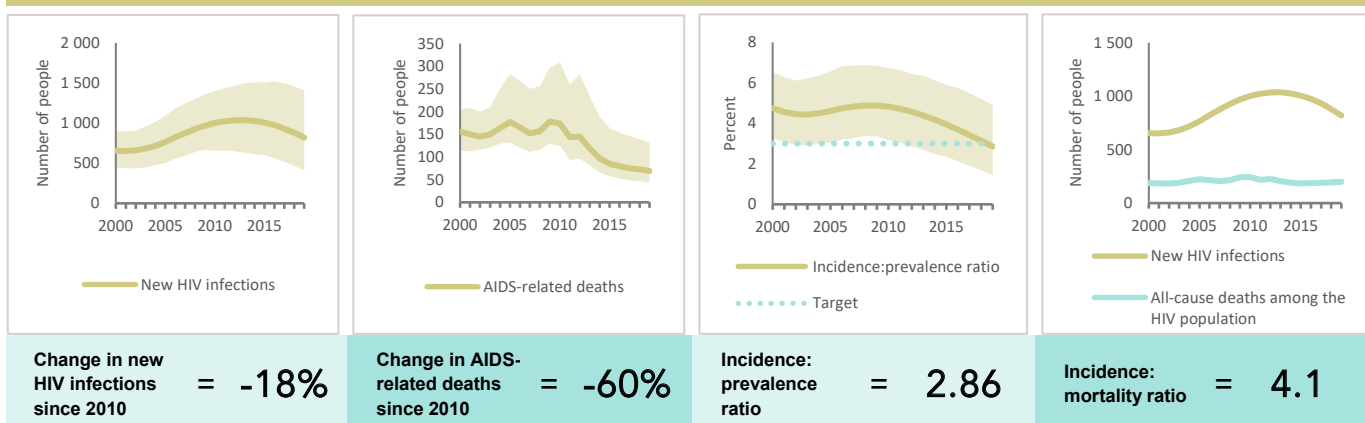
Adults aged 15+ years with unsuppressed viral load	...
Knowledge of HIV prevention among young people aged 15–24 years (2015)	
— Women	1%
— Men	6.3%
Condom use at last sex with a non-marital, non-cohabiting partner among people aged 15–49 years	
— Women	...
— Men	...
Women aged 15–49 years who have their demand for family planning satisfied by modern methods (2015)	42.2%
Men aged 15–49 years who are circumcised (2015)	Not applicable
Voluntary medical male circumcisions performed according to national standards	Not applicable
People who received PrEP at least once during the reporting period	...
Harm reduction	
— Use of sterile injecting equipment at last injection	...
— Needles and syringes distributed per person who injects (2019)	112
— Coverage of opioid substitution therapy (2019)	4.8%
— Naloxone available (2019)	Yes
— Safe injection rooms available (2019)	No

AUSTRALIA

EPIDEMIC ESTIMATES

	2010	2015	2019
New HIV infections			
New HIV infections (all ages)	1000 [660–1400]	1000 [600–1500]	820 [<500–1400]
New HIV infections (0–14)	<100 [<100– <100]	<100 [<100– <100]	<100 [<100– <100]
New HIV infections (women, 15+)	<200 [<100– <200]	<200 [<100– <500]	<200 [<100– <500]
New HIV infections (men, 15+)	880 [570–1300]	860 [510–1300]	700 [<500–1200]
HIV incidence per 1000 population	0.05 [0.03–0.06]	0.04 [0.03–0.06]	0.03 [0.02–0.06]
AIDS-related deaths			
AIDS-related deaths (all ages)	<200 [<200– <500]	<100 [<100– <200]	<100 [<100– <200]
AIDS-related deaths (0–14)	<100 [<100– <100]	<100 [<100– <100]	<100 [<100– <100]
AIDS-related deaths (women, 15+)	<100 [<100– <100]	<100 [<100– <100]	<100 [<100– <100]
AIDS-related deaths (men, 15+)	<200 [<200– <500]	<100 [<100– <200]	<100 [<100– <200]
People living with HIV			
People living with HIV (all ages)	21 000 [16 000–26 000]	26 000 [19 000–32 000]	29 000 [21 000–38 000]
People living with HIV (0–14)	<100 [<100– <100]	<100 [<100– <100]	<100 [<100– <100]
People living with HIV (women, 15+)	2300 [1800–2800]	3000 [2300–3700]	3500 [2600–4500]
People living with HIV (men, 15+)	18 000 [14 000–23 000]	23 000 [17 000–29 000]	25 000 [18 000–33 000]
HIV prevalence (15–49)	0.1 [<0.1–0.1]	0.1 [<0.1–0.1]	0.1 [<0.1–0.2]

EPIDEMIC TRANSITION METRICS



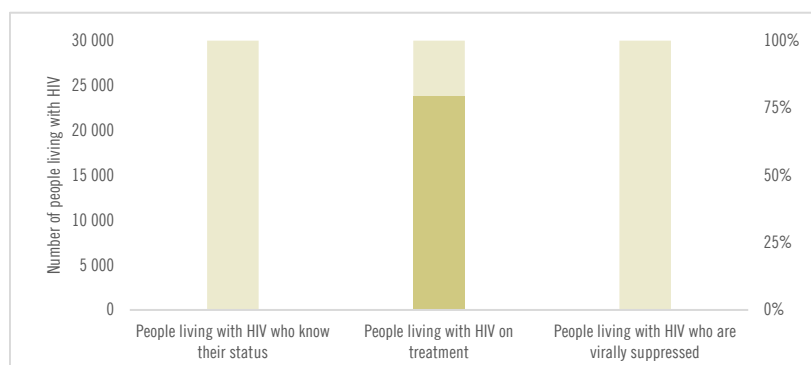
EXPENDITURES

	Financing sources					Total
	Domestic private	Domestic public	International: PEPFAR	International: Global Fund	International: all others	
Last available report: 2006	...	US\$ 101 415 112	US\$ 101 415 112

Note: Global AIDS Monitoring report was not available at the time of publication.

COUNTRY DATA

HIV TESTING AND TREATMENT CASCADE



All ages	...% [...-...%]	83% [60–100%] 23 823	...% [...-...%]
Children (0–14)	...% [...-...%]	100% [73–100%] 15	...% [...-...%]
Women (15+)	...% [...-...%]	83% [62–100%] 2 935	...% [...-...%]
Men (15+)	...% [...-...%]	83% [59–100%] 20 873	...% [...-...%]

ELIMINATION OF MOTHER-TO-CHILD TRANSMISSION

	2010	2019
Percentage of pregnant women living with HIV accessing antiretroviral medicines	100% [75–100%]	100% [70–100%]
Final vertical transmission rate including during breastfeeding	4% [3–4%]	2% [1–3%]
Early infant diagnosis	...% [...-...%]	...% [...-...%]

CAMBODIA

COUNTRY DATA

EPIDEMIC ESTIMATES

	2010	2015	2019
New HIV infections			
New HIV infections (all ages)	2000 [1800–2300]	1200 [1100–1400]	780 [690–880]
New HIV infections (0–14)	<500 [<500– <500]	<200 [<100– <200]	<100 [<100– <100]
New HIV infections (women, 15+)	860 [750–950]	<500 [<500– <500]	<500 [<500– <500]
New HIV infections (men, 15+)	820 [730–910]	690 [620–760]	<500 [<500–510]
HIV incidence per 1000 population	0.14 [0.12–0.16]	0.08 [0.07–0.09]	0.05 [0.04–0.05]
AIDS-related deaths			
AIDS-related deaths (all ages)	2900 [2200–4200]	2000 [1400–3100]	1300 [1000–1900]
AIDS-related deaths (0–14)	<500 [<200– <500]	<100 [<100– <200]	<100 [<100– <100]
AIDS-related deaths (women, 15+)	1200 [910–1700]	760 [500–1200]	610 [<500–950]
AIDS-related deaths (men, 15+)	1500 [1000–2200]	1100 [800–1700]	700 [530–940]
People living with HIV			
People living with HIV (all ages)	85 000 [72 000–100 000]	78 000 [67 000–89 000]	73 000 [63 000–84 000]
People living with HIV (0–14)	6000 [5200–7000]	4300 [3600–5100]	2900 [2400–3500]
People living with HIV (women, 15+)	40 000 [34 000–47 000]	38 000 [33 000–44 000]	36 000 [32 000–42 000]
People living with HIV (men, 15+)	39 000 [32 000–48 000]	35 000 [30 000–41 000]	33 000 [29 000–39 000]
HIV prevalence (15–49)	0.8 [0.7–1]	0.6 [0.5–0.7]	0.5 [0.4–0.6]

LAWS AND POLICIES

Laws criminalizing the transmission of, non-disclosure of or exposure to HIV transmission	Yes
Criminalization of sex work among consenting adults	Any criminalization or punitive regulation of sex work
Criminalization of same-sex sexual acts	No specific legislation
Drug use or possession for personal use is an offence	Compulsory detention for drug offences
Criminalization of transgender people	Neither criminalized nor prosecuted
Laws or policies restricting the entry, stay and residence of people living with HIV	No
Parental consent for adolescents to access HIV testing	Yes, for adolescents younger than 14 years
Spousal consent for married women to access sexual and reproductive health services	No
Mandatory HIV testing for marriage, work or residence permits or for certain groups	No

STIGMA AND DISCRIMINATION

Percentage of women and men aged 15–49 years who report discriminatory attitudes towards people living with HIV (2014 refers to women only)	2010	2014
	19.1	19.4

Percentage of people living with HIV denied health services because of their HIV status in the last 12 months

Percentage of people living with HIV who reported a health-care professional told others about their HIV status without their consent

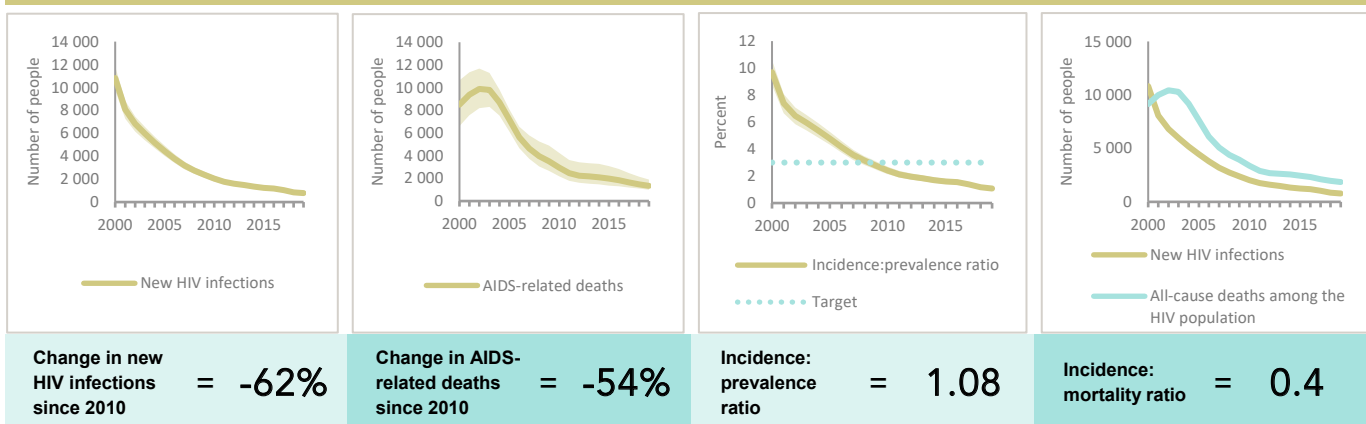
VIOLENCE

Proportion of ever-married or partnered women aged 15–49 years who experienced physical or sexual violence from a male intimate partner in the past 12 months	2005	2014
	9	10.9

EXPENDITURES

	Financing sources					Total
	Domestic private	Domestic public	International: PEPFAR	International: Global Fund	International: all others	
Last available report: 2015	US\$ 262 750	US\$ 8 157 098	US\$ 0	US\$ 0	US\$ 0	US\$ 43 322 535

EPIDEMIC TRANSITION METRICS

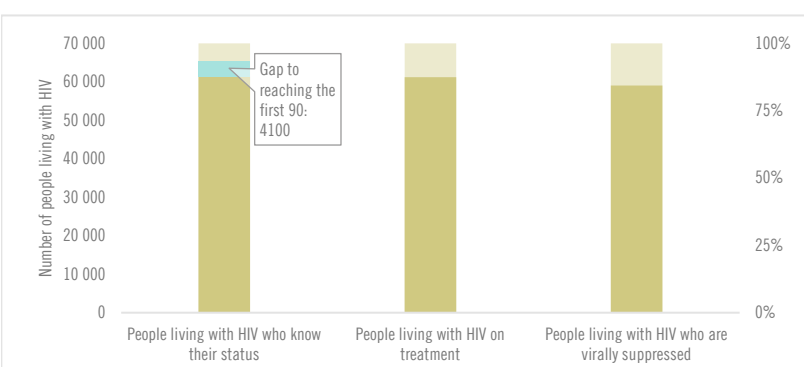


KEY POPULATIONS

	Sex workers	Men who have sex with men	People who inject drugs	Transgender people	Prisoners
Estimated size of population
HIV prevalence	2.3%	4.0%	15.2%	9.6%	1.6%
HIV testing and status awareness	100%**	51.9%	...	66.8%	...
Antiretroviral therapy coverage	82.8%	95.5%	30.8%	100%	...
Condom use	88.8%	76.2%	8.7%	83.8%	...
Coverage of HIV prevention programmes	99.7%	20.1%	78.0%	89.3%	...
Avoidance of health care because of stigma and discrimination
Expenditures in US\$ (2017)	970 497	858 988	534 865	180 760	29 377

** Programme data—not representative; includes people with negative results.

HIV TESTING AND TREATMENT CASCADE



	84% [73–97%]	84% [73–97%] 61 193	81% [70–94%]
All ages			
Children (0–14)	88% [72–100%]	88% [72–100%] 2 548	75% [62–91%]
Women (15+)	86% [74–98%]	85% [74–98%] 31 002	83% [72–95%]
Men (15+)	83% [71–95%]	83% [71–95%] 27 643	80% [68–92%]

ELIMINATION OF MOTHER-TO-CHILD TRANSMISSION

	2010	2019
Percentage of pregnant women living with HIV accessing antiretroviral medicines	33% [27–38%]	89% [75–100%]
Final vertical transmission rate including during breastfeeding	21% [19–23%]	9% [6–12%]
Early infant diagnosis	42.6% [36.6–52.0%]	93.4% [80.4–>95%]

HIV COMORBIDITIES

Estimated number of incident tuberculosis cases among people living with HIV (2018) 1100 [590–1700]

People living with HIV who started TB preventive therapy (2018) ...

Cervical cancer screening of women living with HIV ...

People coinfecting with HIV and hepatitis C virus starting hepatitis C treatment ...

HIV PREVENTION

Adults aged 15+ years with unsuppressed viral load 0.1%

Knowledge of HIV prevention among young people aged 15–24 years (2014)

— Women 37.6%
— Men 45.9%

Condom use at last sex with a non-marital, non-cohabiting partner among people aged 15–49 years (2014)

— Women 41.5%
— Men 72.8%

Women aged 15–49 years who have their demand for family planning satisfied by modern methods ...

Men aged 15–49 years who are circumcised Not applicable

Voluntary medical male circumcisions performed according to national standards Not applicable

People who received PrEP at least once during the reporting period (2019) 203

Harm reduction

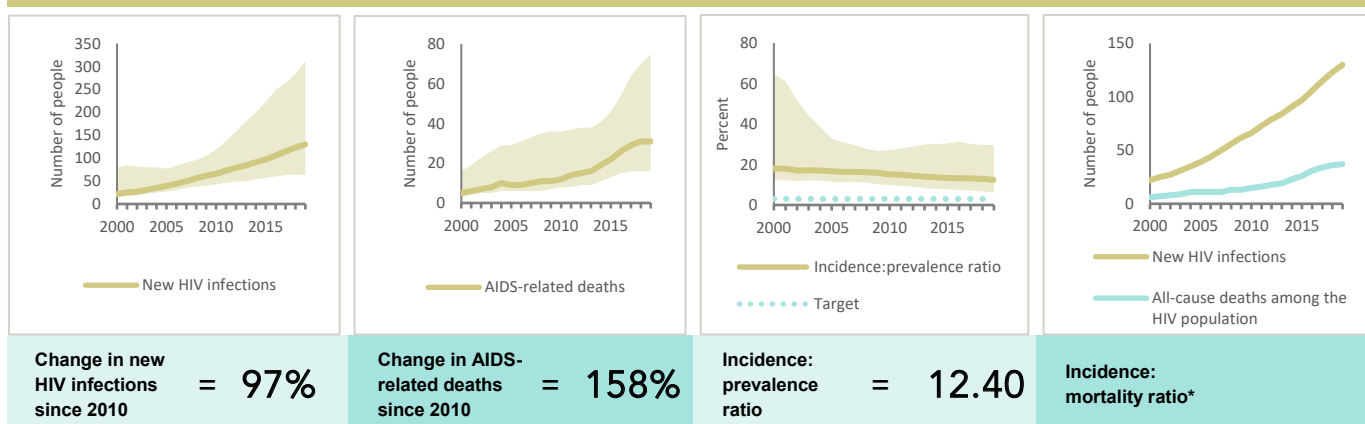
— Use of sterile injecting equipment at last injection (2017) 93.5%
— Needles and syringes distributed per person who injects (2018) 457
— Coverage of opioid substitution therapy (2016) 22.1%
— Naloxone available (2019) Yes
— Safe injection rooms available (2019) No

FIJI

EPIDEMIC ESTIMATES

	2010	2015	2019
New HIV infections			
New HIV infections (all ages)	<100 [<100– <200]	<100 [<100– <500]	<200 [<100– <500]
New HIV infections (0–14)	... [...–...]	... [...–...]	... [...–...]
New HIV infections (women, 15+)	<100 [<100– <100]	<100 [<100– <100]	<100 [<100– <100]
New HIV infections (men, 15+)	<100 [<100– <100]	<100 [<100– <200]	<200 [<100– <500]
HIV incidence per 1000 population	0.08 [0.05–0.14]	0.11 [0.06–0.25]	0.14 [0.07–0.34]
AIDS-related deaths			
AIDS-related deaths (all ages)	<100 [<100– <100]	<100 [<100– <100]	<100 [<100– <100]
AIDS-related deaths (0–14)	... [...–...]	... [...–...]	... [...–...]
AIDS-related deaths (women, 15+)	<100 [<100– <100]	<100 [<100– <100]	<100 [<100– <100]
AIDS-related deaths (men, 15+)	<100 [<100– <100]	<100 [<100– <100]	<100 [<100– <100]
People living with HIV			
People living with HIV (all ages)	440 [<500–800]	730 [500–1400]	1000 [670–2200]
People living with HIV (0–14)	... [...–...]	... [...–...]	... [...–...]
People living with HIV (women, 15+)	<200 [<200– <500]	<500 [<200– <500]	<500 [<500–640]
People living with HIV (men, 15+)	<500 [<500–520]	<500 [<500–880]	710 [<500–1500]
HIV prevalence (15–49)	<0.1 [<0.1–0.1]	0.1 [<0.1–0.2]	0.2 [0.1–0.4]

EPIDEMIC TRANSITION METRICS



* The incidence:mortality ratio is not published if the country has not achieved antiretroviral therapy coverage of 81% or higher (the testing and treatment target for 2020).

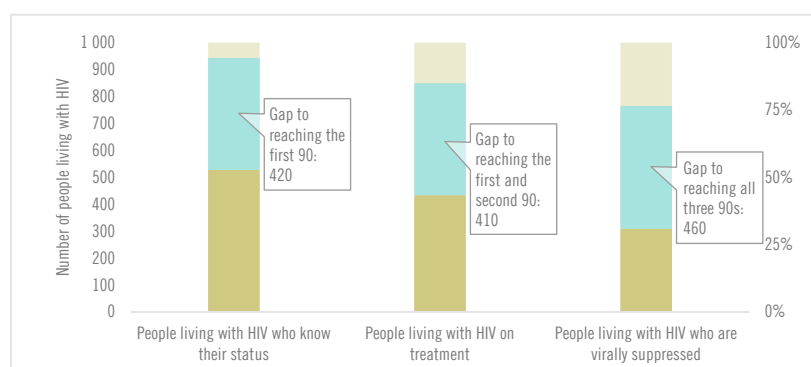
EXPENDITURES

	Financing sources					Total
	Domestic private	Domestic public	International: PEPFAR	International: Global Fund	International: all others	
Last available report: 2016	...	US\$ 509 384	US\$ 158 885	US\$ 668 269

Note: Global AIDS Monitoring report was not available at the time of publication.

COUNTRY DATA

HIV TESTING AND TREATMENT CASCADE



All ages	50% [32–100%]	41% [27–85%] 434	29% [19–61%]
Children (0–14)	...% [...–...%]	...% [...–...%]% [...–...%]
Women (15+)	81% [54–100%]	66% [44–100%] 219	43% [29–84%]
Men (15+)	35% [22–73%]	26% [16–53%] 182	19% [12–40%]

ELIMINATION OF MOTHER-TO-CHILD TRANSMISSION

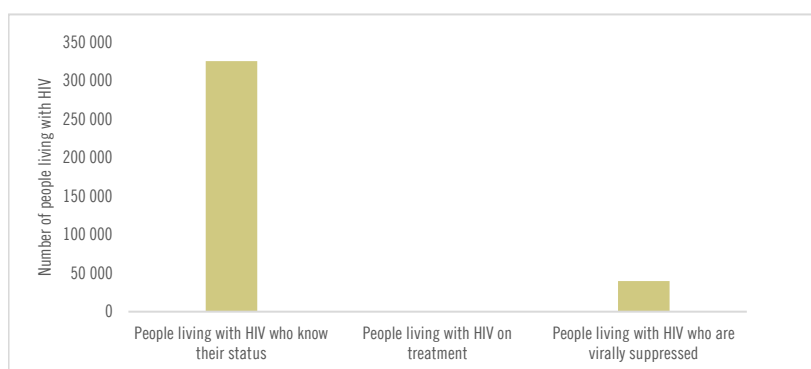
	2010	2019
Percentage of pregnant women living with HIV accessing antiretroviral medicines	...% [...–...%]	...% [...–...%]
Final vertical transmission rate including during breastfeeding	...% [...–...%]	...% [...–...%]
Early infant diagnosis	...% [...–...%]	...% [...–...%]

INDONESIA

KEY POPULATIONS

	Sex workers	Men who have sex with men	People who inject drugs	Transgender people	Prisoners
Estimated size of population
HIV prevalence	5.3%	25.8%	28.8%	24.8%	1.0%
HIV testing and status awareness
Antiretroviral therapy coverage	0.3%
Condom use	67.8%	81.0%	46.3%
Coverage of HIV prevention programmes
Avoidance of health care because of stigma and discrimination
Expenditures in US\$ (2018)	647 621	2 824 656	936 017

HIV TESTING AND TREATMENT CASCADE



	...% [...-...%]	...% [...-...%]	...% [...-...%]
All ages	325 667	...	39 599
Children (0–14)	10 761
Women (15+)	120 817	...	12 648
Men (15+)	194 089	...	25 294

HIV COMORBIDITIES

Estimated number of incident tuberculosis cases among people living with HIV (2018)	21 000 [8900–38 000]
People living with HIV who started TB preventive therapy (2018)	10.3%
Cervical cancer screening of women living with HIV	...
People coinfectd with HIV and hepatitis C virus starting hepatitis C treatment	...

HIV PREVENTION

Adults aged 15+ years with unsuppressed viral load	...
Knowledge of HIV prevention among young people aged 15–24 years (2012)	
— Women	11.4%
— Men	10.3%

Condom use at last sex with a non-marital, non-cohabiting partner among people aged 15–49 years	
— Women	...
— Men	...

Women aged 15–49 years who have their demand for family planning satisfied by modern methods (2017)	77%
---	-----

Men aged 15–49 years who are circumcised	Not applicable
--	----------------

Voluntary medical male circumcisions performed according to national standards	Not applicable
--	----------------

People who received PrEP at least once during the reporting period	...
--	-----

Harm reduction	
— Use of sterile injecting equipment at last injection (2015)	88.9%
— Needles and syringes distributed per person who injects (2018)	3
— Coverage of opioid substitution therapy (2018)	10.5%
— Naloxone available (2019)	...
— Safe injection rooms available (2019)	...

EXPENDITURES

	Financing sources					Total
	Domestic private	Domestic public	International: PEPFAR	International: Global Fund	International: all others	
Last available report: 2018	US\$ 10 495 015	US\$ 74 322 845	US\$ 9 760 803	US\$ 20 937 604	US\$ 1 348 653	US\$ 119 102 112

Note: HIV epidemiological estimates were not available at the time of publication.

COUNTRY DATA

LAWS AND POLICIES

Laws criminalizing the transmission of, non-disclosure of or exposure to HIV transmission	Yes
Criminalization of sex work among consenting adults	...
Criminalization of same-sex sexual acts	Laws penalizing same-sex sexual acts have been decriminalized or never existed
Drug use or possession for personal use is an offence	...
Criminalization of transgender people	...
Laws or policies restricting the entry, stay and residence of people living with HIV	Prohibit short- and/or long-stay and require HIV testing or disclosure for some permits
Parental consent for adolescents to access HIV testing	Yes, for adolescents younger than 16 years
Spousal consent for married women to access sexual and reproductive health services	Yes
Mandatory HIV testing for marriage, work or residence permits or for certain groups	...

STIGMA AND DISCRIMINATION

Percentage of women aged 15–49 years who report discriminatory attitudes towards people living with HIV **2017**
68.7

Percentage of people living with HIV denied health services because of their HIV status in the last 12 months

Percentage of people living with HIV who reported a health-care professional told others about their HIV status without their consent

VIOLENCE

Proportion of ever-married or partnered women aged 15–49 years who experienced physical or sexual violence from a male intimate partner in the past 12 months

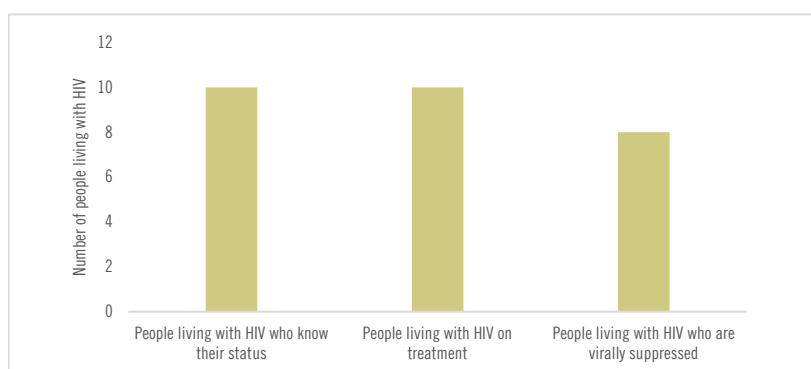
KIRIBATI

KEY POPULATIONS

	Sex workers	Men who have sex with men	People who inject drugs	Transgender people	Prisoners
Estimated size of population
HIV prevalence
HIV testing and status awareness	100%**	100%	...	100%**	...
Antiretroviral therapy coverage
Condom use	55.4%
Coverage of HIV prevention programmes
Avoidance of health care because of stigma and discrimination
Expenditures in US\$ (2016)	1784	1784

** Programme data—not representative; includes people with negative results.

HIV TESTING AND TREATMENT CASCADE



	...% [...-...%]	...% [...-...%]	...% [...-...%]
All ages	10	10	8
Children (0–14)	2	2	2
Women (15+)	4	4	3
Men (15+)	4	4	3

HIV COMORBIDITIES

Estimated number of incident tuberculosis cases among people living with HIV (2018)	...
People living with HIV who started TB preventive therapy (2018)	...
Cervical cancer screening of women living with HIV	...
People coinfectd with HIV and hepatitis C virus starting hepatitis C treatment	...

HIV PREVENTION

Adults aged 15+ years with unsuppressed viral load	...
Knowledge of HIV prevention among young people aged 15–24 years	...
— Women	...
— Men	...
Condom use at last sex with a non-marital, non-cohabiting partner among people aged 15–49 years	...
— Women	...
— Men	...
Women aged 15–49 years who have their demand for family planning satisfied by modern methods	...
Men aged 15–49 years who are circumcised	Not applicable
Voluntary medical male circumcisions performed according to national standards	Not applicable
People who received PrEP at least once during the reporting period	...
Harm reduction	...
— Use of sterile injecting equipment at last injection	...
— Needles and syringes distributed per person who injects	...
— Coverage of opioid substitution therapy	...
— Naloxone available (2019)	...
— Safe injection rooms available (2019)	...

EXPENDITURES

	Financing sources					Total
	Domestic private	Domestic public	International: PEPFAR	International: Global Fund	International: all others	
Last available report: 2019	US\$ 0	US\$ 165 150	US\$ 0	US\$ 0	US\$ 0	US\$ 165 150

Note: HIV epidemiological estimates were not available at the time of publication.

COUNTRY DATA

LAWS AND POLICIES

Laws criminalizing the transmission of, non-disclosure of or exposure to HIV transmission	No
Criminalization of sex work among consenting adults	Any criminalization or punitive regulation of sex work
Criminalization of same-sex sexual acts	Yes, imprisonment (up to 14 years)
Drug use or possession for personal use is an offence	Possession of drugs for personal use or drug use and/or consumption are specified as criminal offences
Criminalization of transgender people	Neither criminalized nor prosecuted
Laws or policies restricting the entry, stay and residence of people living with HIV	No
Parental consent for adolescents to access HIV testing	No
Spousal consent for married women to access sexual and reproductive health services	No
Mandatory HIV testing for marriage, work or residence permits or for certain groups	No

STIGMA AND DISCRIMINATION

Percentage of women and men aged 15–49 years who report discriminatory attitudes towards people living with HIV

Percentage of people living with HIV denied health services because of their HIV status in the last 12 months

Percentage of people living with HIV who reported a health-care professional told others about their HIV status without their consent

VIOLENCE

Proportion of ever-married or partnered women aged 15–49 years who experienced physical or sexual violence from a male intimate partner in the past 12 months

LAO PEOPLE'S DEMOCRATIC REPUBLIC

COUNTRY DATA

EPIDEMIC ESTIMATES

	2010	2015	2019
New HIV infections			
New HIV infections (all ages)	1100 [950–1200]	900 [800–990]	780 [700–860]
New HIV infections (0–14)	<100 [<100– <100]	<100 [<100– <100]	<100 [<100– <100]
New HIV infections (women, 15+)	<500 [<500– <500]	<500 [<500– <500]	<500 [<500– <500]
New HIV infections (men, 15+)	550 [<500–610]	<500 [<500–530]	<500 [<500– <500]
HIV incidence per 1000 population	0.17 [0.16–0.19]	0.14 [0.12–0.15]	0.11 [0.1–0.12]
AIDS-related deaths			
AIDS-related deaths (all ages)	<500 [<500– <500]	<500 [<500– <500]	<500 [<500– <500]
AIDS-related deaths (0–14)	<100 [<100– <100]	<100 [<100– <100]	<100 [<100– <100]
AIDS-related deaths (women, 15+)	<200 [<100– <200]	<200 [<100– <200]	<200 [<100– <200]
AIDS-related deaths (men, 15+)	<200 [<200– <500]	<500 [<200– <500]	<200 [<200– <500]
People living with HIV			
People living with HIV (all ages)	8800 [7800–9900]	12 000 [10 000–13 000]	13 000 [12 000–15 000]
People living with HIV (0–14)	<500 [<500– <500]	<500 [<500–560]	520 [<500–590]
People living with HIV (women, 15+)	3600 [3200–4100]	4800 [4300–5500]	5500 [4900–6200]
People living with HIV (men, 15+)	4800 [4200–5400]	6200 [5400–7100]	7100 [6300–8100]
HIV prevalence (15–49)	0.3 [0.2–0.3]	0.3 [0.2–0.3]	0.3 [0.3–0.4]

LAWS AND POLICIES

Laws criminalizing the transmission of, non-disclosure of or exposure to HIV transmission	Yes
Criminalization of sex work among consenting adults	Any criminalization or punitive regulation of sex work
Criminalization of same-sex sexual acts	Laws penalizing same-sex sexual acts have been decriminalized or never existed
Drug use or possession for personal use is an offence	Possession of drugs for personal use is specified as a criminal offence or drug use or consumption is a specific offence in law
Criminalization of transgender people	Neither criminalized nor prosecuted
Laws or policies restricting the entry, stay and residence of people living with HIV	No
Parental consent for adolescents to access HIV testing	Yes, for adolescents younger than 14 years
Spousal consent for married women to access sexual and reproductive health services	No
Mandatory HIV testing for marriage, work or residence permits or for certain groups	Yes

STIGMA AND DISCRIMINATION

Percentage of women aged 15–49 years who report discriminatory attitudes towards people living with HIV **2017**
48.1

Percentage of people living with HIV denied health services because of their HIV status in the last 12 months

Percentage of people living with HIV who reported a health-care professional told others about their HIV status without their consent

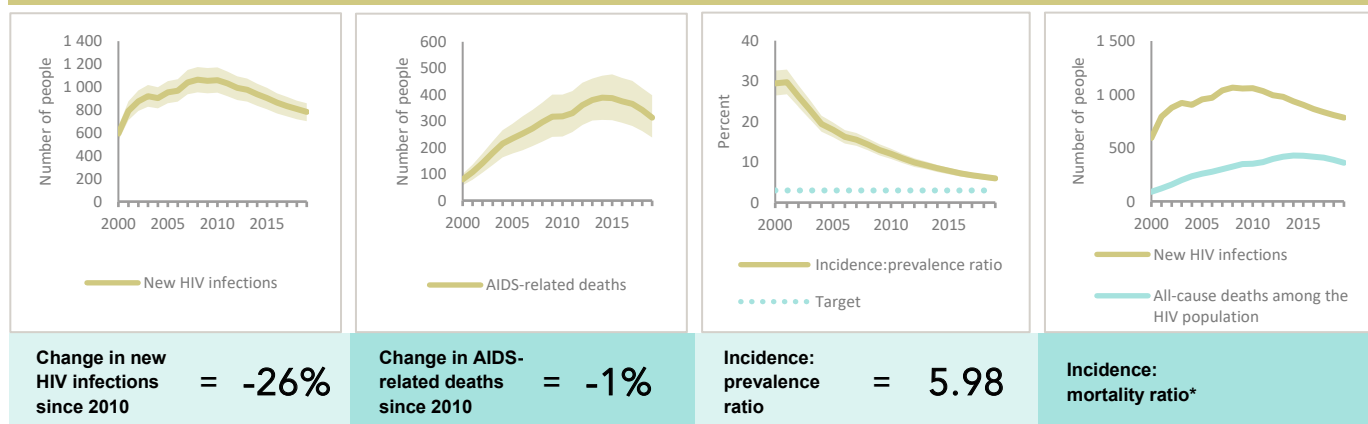
VIOLENCE

Proportion of ever-married or partnered women aged 15–49 years who experienced physical or sexual violence from a male intimate partner in the past 12 months **2014**
6.4

EXPENDITURES

	Financing sources					Total
	Domestic private	Domestic public	International: PEPFAR	International: Global Fund	International: all others	
Last available report: 2019	US\$ 0	US\$ 556 553	US\$ 0	US\$ 502 952	US\$ 89 865	US\$ 1 149 370

EPIDEMIC TRANSITION METRICS



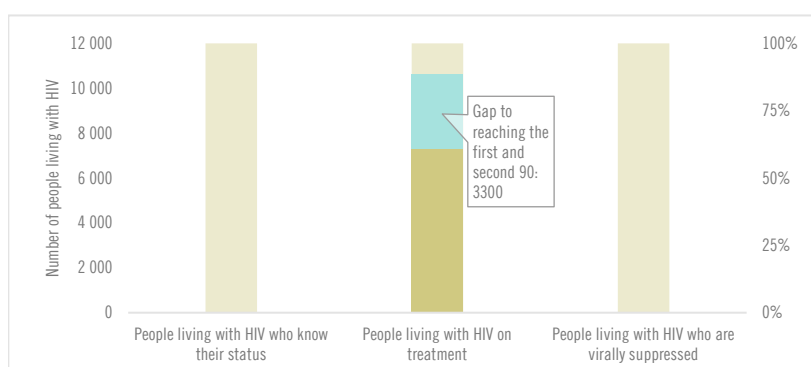
* The incidence:mortality ratio is not published if the country has not achieved antiretroviral therapy coverage of 81% or higher (the testing and treatment target for 2020).

KEY POPULATIONS

	Sex workers	Men who have sex with men	People who inject drugs	Transgender people	Prisoners
Estimated size of population
HIV prevalence	1.0%	2.8%
HIV testing and status awareness	95.4%**	10.2%
Antiretroviral therapy coverage
Condom use	91.8%	25.7%
Coverage of HIV prevention programmes	50.7%	7.8%
Avoidance of health care because of stigma and discrimination	2.3%	75.0%
Expenditures in US\$ (2019)	...	30 367	636

** Programme data—not representative; includes people with negative results.

HIV TESTING AND TREATMENT CASCADE



	...	56% [49–63%] 7 300	...
All ages	...% [...-...%]	56% [49–63%] 7 300	...% [...-...%]
Children (0–14)	...% [...-...%]	57% [50–64%] 298	...% [...-...%]
Women (15+)	...% [...-...%]	56% [50–64%] 3 113	...% [...-...%]
Men (15+)	...% [...-...%]	55% [49–63%] 3 889	...% [...-...%]

ELIMINATION OF MOTHER-TO-CHILD TRANSMISSION

	2010	2019
Percentage of pregnant women living with HIV accessing antiretroviral medicines	13% [11–16%]	41% [36–48%]
Final vertical transmission rate including during breastfeeding	42% [39–45%]	32% [31–35%]
Early infant diagnosis	1.5% [1.3–1.9%]	12.5% [10.8–14.4%]

HIV COMORBIDITIES

Estimated number of incident tuberculosis cases among people living with HIV (2018) 720 [460–1000]

People living with HIV who started TB preventive therapy (2018) ...

Cervical cancer screening of women living with HIV ...

People coinfecting with HIV and hepatitis C virus starting hepatitis C treatment ...

HIV PREVENTION

Adults aged 15+ years with unsuppressed viral load ...

Knowledge of HIV prevention among young people aged 15–24 years (2012)

— Women 24%
— Men 27.6%

Condom use at last sex with a non-marital, non-cohabiting partner among people aged 15–49 years

— Women ...
— Men ...

Women aged 15–49 years who have their demand for family planning satisfied by modern methods ...

Men aged 15–49 years who are circumcised Not applicable

Voluntary medical male circumcisions performed according to national standards Not applicable

People who received PrEP at least once during the reporting period ...

Harm reduction

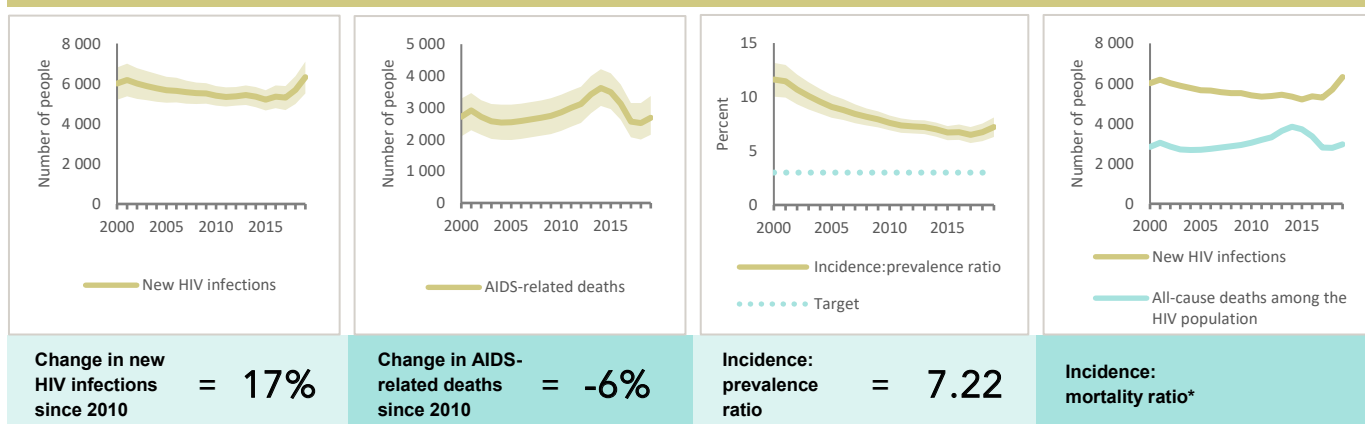
— Use of sterile injecting equipment at last injection ...
— Needles and syringes distributed per person who injects (2017) 3
— Coverage of opioid substitution therapy ...
— Naloxone available (2019) ...
— Safe injection rooms available (2019) ...

MALAYSIA

EPIDEMIC ESTIMATES

	2010	2015	2019
New HIV infections			
New HIV infections (all ages)	5400 [4900–5900]	5200 [4700–5700]	6300 [5500–7100]
New HIV infections (0–14)	<100 [<100– <100]	<100 [<100– <100]	<100 [<100– <100]
New HIV infections (women, 15+)	1000 [870–1100]	720 [620–800]	580 [<500–690]
New HIV infections (men, 15+)	4300 [3900–4700]	4500 [4000–4900]	5700 [5000–6400]
HIV incidence per 1000 population	0.19 [0.18–0.21]	0.17 [0.15–0.19]	0.2 [0.18–0.23]
AIDS-related deaths			
AIDS-related deaths (all ages)	2900 [2300–3400]	3500 [3000–4100]	2700 [2100–3400]
AIDS-related deaths (0–14)	<100 [<100– <100]	<100 [<100– <100]	<100 [<100– <100]
AIDS-related deaths (women, 15+)	<500 [<200– <500]	<500 [<500–600]	<500 [<500–510]
AIDS-related deaths (men, 15+)	2500 [2100–3000]	3000 [2600–3500]	2300 [1900–2800]
People living with HIV			
People living with HIV (all ages)	71 000 [61 000–83 000]	78 000 [69 000–89 000]	88 000 [78 000–98 000]
People living with HIV (0–14)	<500 [<500–580]	<500 [<500–530]	<500 [<500– <500]
People living with HIV (women, 15+)	12 000 [11 000–14 000]	15 000 [13 000–16 000]	15 000 [14 000–17 000]
People living with HIV (men, 15+)	58 000 [50 000–69 000]	63 000 [56 000–72 000]	72 000 [64 000–81 000]
HIV prevalence (15–49)	0.4 [0.3–0.5]	0.4 [0.3–0.4]	0.4 [0.4–0.4]

EPIDEMIC TRANSITION METRICS



* The incidence:mortality ratio is not published if the country has not achieved antiretroviral therapy coverage of 81% or higher (the testing and treatment target for 2020).

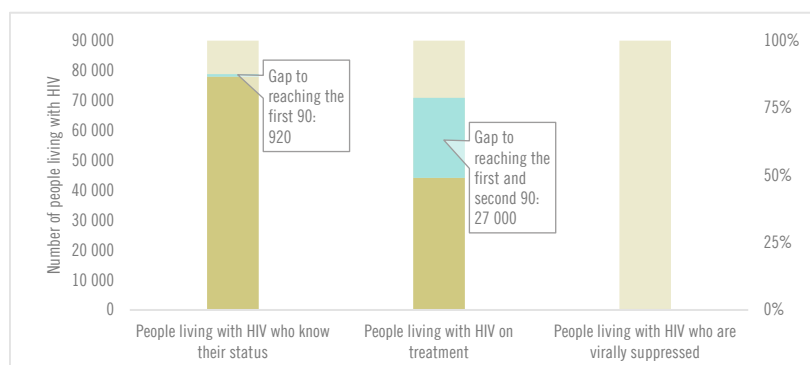
EXPENDITURES

	Financing sources					Total
	Domestic private	Domestic public	International: PEPFAR	International: Global Fund	International: all others	
Last available report: 2019	US\$ 607 630	US\$ 23 214 913	US\$ 0	US\$ 487 627	US\$ 40 342	US\$ 24 360 560

Note: Global AIDS Monitoring report was not available at the time of publication.

COUNTRY DATA

HIV TESTING AND TREATMENT CASCADE



All ages	89% [79–100%]	50% [45–56%] 44 168	...% [...–...%]
Children (0–14)	92% [77–100%]	92% [77–100%] 301	...% [...–...%]
Women (15+)	74% [66–83%]	71% [63–79%] 10 679	...% [...–...%]
Men (15+)	92% [82–100%]	46% [41–52%] 33 188	...% [...–...%]

ELIMINATION OF MOTHER-TO-CHILD TRANSMISSION

	2010	2019
Percentage of pregnant women living with HIV accessing antiretroviral medicines	79% [66–92%]	100% [84–100%]
Final vertical transmission rate including during breastfeeding	17% [15–19%]	2% [1–2%]
Early infant diagnosis	76.1% [65.2–90.8%]	95.0% [82.9– >95%]

MONGOLIA

COUNTRY DATA

EPIDEMIC ESTIMATES

	2010	2015	2019
New HIV infections			
New HIV infections (all ages)	<100 [<100– <100]	<100 [<100– <100]	<100 [<100– <100]
New HIV infections (0–14)	... [...–...]	... [...–...]	... [...–...]
New HIV infections (women, 15+)	<100 [<100– <100]	<100 [<100– <100]	<100 [<100– <100]
New HIV infections (men, 15+)	<100 [<100– <100]	<100 [<100– <100]	<100 [<100– <100]
HIV incidence per 1000 population	0.02 [0.02–0.02]	0.02 [0.01–0.02]	0.01 [0.01–0.01]
AIDS-related deaths			
AIDS-related deaths (all ages)	<100 [<100– <100]	<100 [<100– <100]	<100 [<100– <100]
AIDS-related deaths (0–14)	... [...–...]	... [...–...]	... [...–...]
AIDS-related deaths (women, 15+)	<100 [<100– <100]	<100 [<100– <100]	<100 [<100– <100]
AIDS-related deaths (men, 15+)	<100 [<100– <100]	<100 [<100– <100]	<100 [<100– <100]
People living with HIV			
People living with HIV (all ages)	390 [<500– <500]	540 [<500–610]	620 [560–700]
People living with HIV (0–14)	... [...–...]	... [...–...]	... [...–...]
People living with HIV (women, 15+)	<100 [<100– <100]	<100 [<100– <200]	<200 [<200– <200]
People living with HIV (men, 15+)	<500 [<500– <500]	<500 [<500–500]	<500 [<500–560]
HIV prevalence (15–49)	<0.1 [<0.1– <0.1]	<0.1 [<0.1– <0.1]	<0.1 [<0.1– <0.1]

LAWS AND POLICIES

Laws criminalizing the transmission of, non-disclosure of or exposure to HIV transmission	Yes
Criminalization of sex work among consenting adults	Any criminalization or punitive regulation of sex work
Criminalization of same-sex sexual acts	Laws penalizing same-sex sexual acts have been decriminalized or never existed
Drug use or possession for personal use is an offence	Compulsory detention for drug offences
Criminalization of transgender people	Neither criminalized nor prosecuted
Laws or policies restricting the entry, stay and residence of people living with HIV	No
Parental consent for adolescents to access HIV testing	Yes, for adolescents younger than 18 years
Spousal consent for married women to access sexual and reproductive health services	No
Mandatory HIV testing for marriage, work or residence permits or for certain groups	Yes

STIGMA AND DISCRIMINATION

Percentage of women and men aged 15–49 years who report discriminatory attitudes towards people living with HIV (2018 refers to women only)	2014	2018
	72.7	64.2

Percentage of people living with HIV denied health services because of their HIV status in the last 12 months

Percentage of people living with HIV who reported a health-care professional told others about their HIV status without their consent

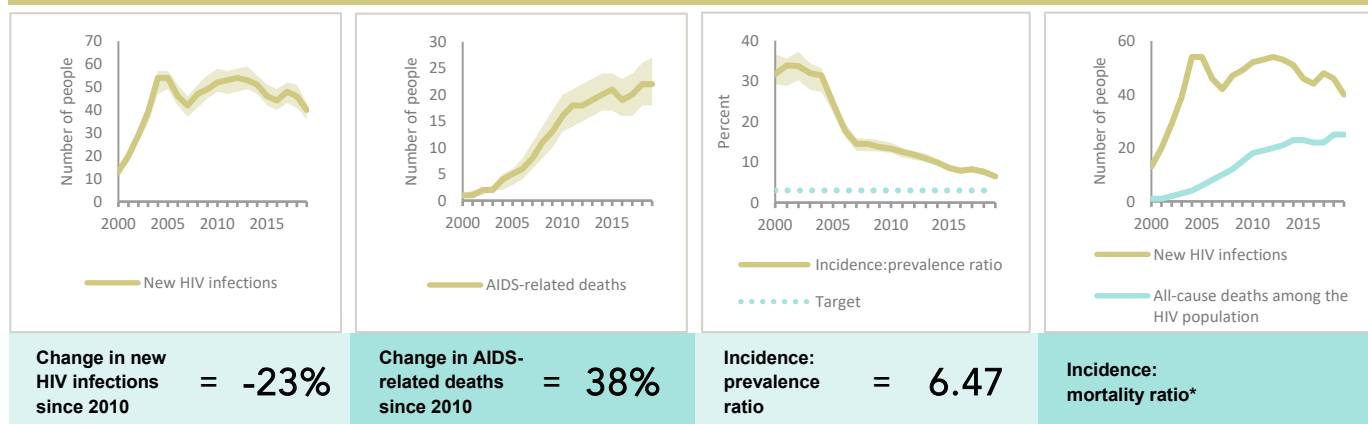
VIOLENCE

Proportion of ever-married or partnered women aged 15–49 years who experienced physical or sexual violence from a male intimate partner in the past 12 months	2017
	14.7

EXPENDITURES

	Financing sources					Total
	Domestic private	Domestic public	International: PEPFAR	International: Global Fund	International: all others	
Last available report: 2019	US\$ 0	US\$ 922 160	US\$ 0	US\$ 977 931	US\$ 96 000	US\$ 1 996 091

EPIDEMIC TRANSITION METRICS

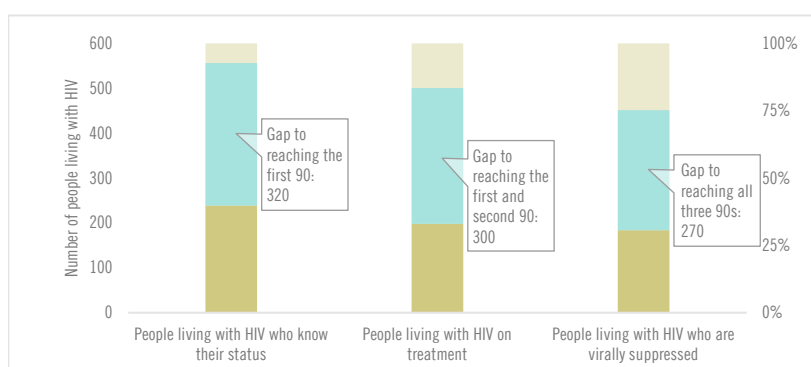


* The incidence:mortality ratio is not published if the country has not achieved antiretroviral therapy coverage of 81% or higher (the testing and treatment target for 2020).

KEY POPULATIONS

	Sex workers	Men who have sex with men	People who inject drugs	Transgender people	Prisoners
Estimated size of population
HIV prevalence	0%	7.7%	0%
HIV testing and status awareness	68.7%	80.8%
Antiretroviral therapy coverage	...	90.6%
Condom use	89.4%
Coverage of HIV prevention programmes	...	26.1%
Avoidance of health care because of stigma and discrimination	39.7%	47.1%
Expenditures in US\$ (2019)	300 000	500 000

HIV TESTING AND TREATMENT CASCADE



	39% [35–44%]	32% [29–36%] 198	30% [27–34%]
All ages			
Children (0–14)	...% [...–...%]	...% [...–...%]% [...–...%]
Women (15+)	39% [35–43%]	29% [26–33%] 34	29% [26–33%]
Men (15+)	39% [35–44%]	33% [29–37%] 164	30% [27–34%]

ELIMINATION OF MOTHER-TO-CHILD TRANSMISSION

	2010	2019
Percentage of pregnant women living with HIV accessing antiretroviral medicines	...% [...–...%]	...% [...–...%]
Final vertical transmission rate including during breastfeeding	...% [...–...%]	...% [...–...%]
Early infant diagnosis	...% [...–...%]	...% [...–...%]

HIV COMORBIDITIES

Estimated number of incident tuberculosis cases among people living with HIV (2018)	15 [2–39]
People living with HIV who started TB preventive therapy (2018)	0%
Women who tested positive for HIV among those screened for cervical cancer (programme data) (2019)	100%
People coinfecting with HIV and hepatitis C virus starting hepatitis C treatment (2019)	33.3%

HIV PREVENTION

Adults aged 15+ years with unsuppressed viral load	<0.1%
Knowledge of HIV prevention among young people aged 15–24 years (2014)	
— Women	22.8%
— Men	20.7%

Condom use at last sex with a non-marital, non-cohabiting partner among people aged 15–49 years	
— Women	...
— Men	...

Women aged 15–49 years who have their demand for family planning satisfied by modern methods	...
--	-----

Men aged 15–49 years who are circumcised	Not applicable
--	----------------

Voluntary medical male circumcisions performed according to national standards	Not applicable
--	----------------

People who received PrEP at least once during the reporting period (2019)	1
---	---

Harm reduction	
— Use of sterile injecting equipment at last injection	...
— Needles and syringes distributed per person who injects	...
— Coverage of opioid substitution therapy	...
— Naloxone available (2019)	No
— Safe injection rooms available (2019)	No

MYANMAR

COUNTRY DATA

EPIDEMIC ESTIMATES

	2010	2015	2019
New HIV infections			
New HIV infections (all ages)	16 000 [14 000–17 000]	13 000 [12 000–15 000]	10 000 [8800–11 000]
New HIV infections (0–14)	1500 [1100–2000]	1200 [1100–1400]	840 [670–1000]
New HIV infections (women, 15+)	5800 [5100–6500]	4300 [3800–4800]	3100 [2700–3500]
New HIV infections (men, 15+)	8500 [7500–9500]	7900 [7000–8700]	6100 [5400–6700]
HIV incidence per 1000 population	0.31 [0.28–0.35]	0.26 [0.23–0.28]	0.19 [0.16–0.21]
AIDS-related deaths			
AIDS-related deaths (all ages)	11 000 [9500–13 000]	9800 [7500–13 000]	7700 [5900–11 000]
AIDS-related deaths (0–14)	1000 [800–1200]	620 [520–760]	<500 [<500–680]
AIDS-related deaths (women, 15+)	2900 [2500–3500]	3300 [2400–4300]	2900 [2200–4200]
AIDS-related deaths (men, 15+)	7100 [6100–8100]	5900 [4600–7500]	4300 [3300–5900]
People living with HIV			
People living with HIV (all ages)	230 000 [200 000–270 000]	240 000 [210 000–280 000]	240 000 [210 000–270 000]
People living with HIV (0–14)	10 000 [8600–12 000]	11 000 [9800–13 000]	11 000 [9300–12 000]
People living with HIV (women, 15+)	83 000 [72 000–95 000]	88 000 [78 000–100 000]	88 000 [79 000–99 000]
People living with HIV (men, 15+)	140 000 [120 000–170 000]	140 000 [120 000–160 000]	140 000 [130 000–160 000]
HIV prevalence (15–49)	0.8 [0.7–1]	0.8 [0.6–0.9]	0.7 [0.6–0.9]

LAWS AND POLICIES

Laws criminalizing the transmission of, non-disclosure of or exposure to HIV transmission	No
Criminalization of sex work among consenting adults	Any criminalization or punitive regulation of sex work
Criminalization of same-sex sexual acts	Yes, imprisonment (14 years - life)
Drug use or possession for personal use is an offence	Possession of drugs for personal use or drug use and/or consumption are specified as criminal offences
Criminalization of transgender people	Neither criminalized nor prosecuted
Laws or policies restricting the entry, stay and residence of people living with HIV	No
Parental consent for adolescents to access HIV testing	No
Spousal consent for married women to access sexual and reproductive health services	No
Mandatory HIV testing for marriage, work or residence permits or for certain groups	Yes

STIGMA AND DISCRIMINATION

Percentage of women aged 15–49 years who report discriminatory attitudes towards people living with HIV	2016 63.3
---	--------------

Percentage of people living with HIV denied health services because of their HIV status in the last 12 months

Percentage of people living with HIV who reported a health-care professional told others about their HIV status without their consent

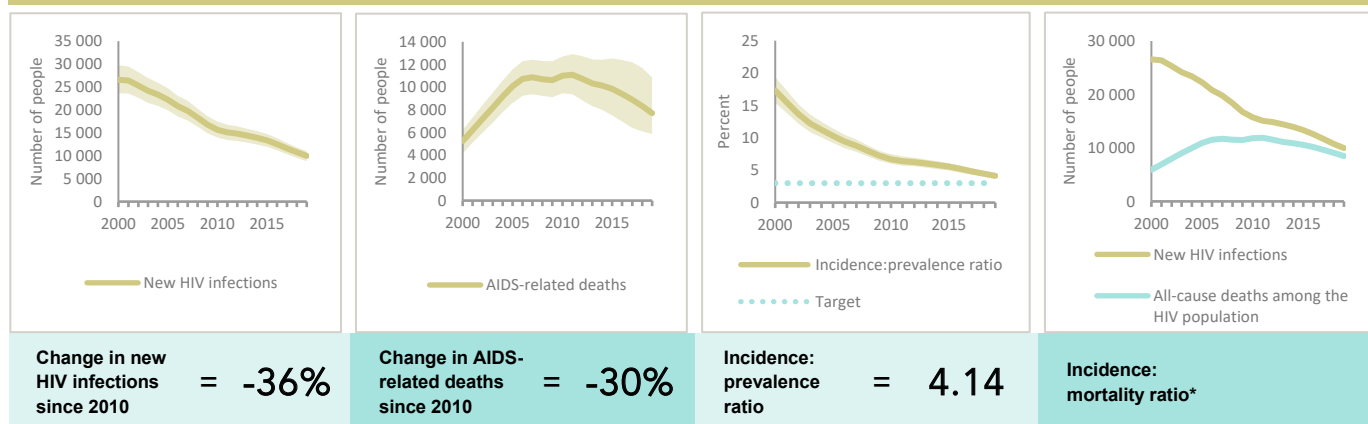
VIOLENCE

Proportion of ever-married or partnered women aged 15–49 years who experienced physical or sexual violence from a male intimate partner in the past 12 months	2016 11
---	------------

EXPENDITURES

	Financing sources					Total
	Domestic private	Domestic public	International: PEPFAR	International: Global Fund	International: all others	
Last available report: 2017	US\$ 2 382 058	US\$ 20 212 929	US\$ 12 248 661	US\$ 51 148 388	US\$ 20 477 207	US\$ 106 469 242

EPIDEMIC TRANSITION METRICS

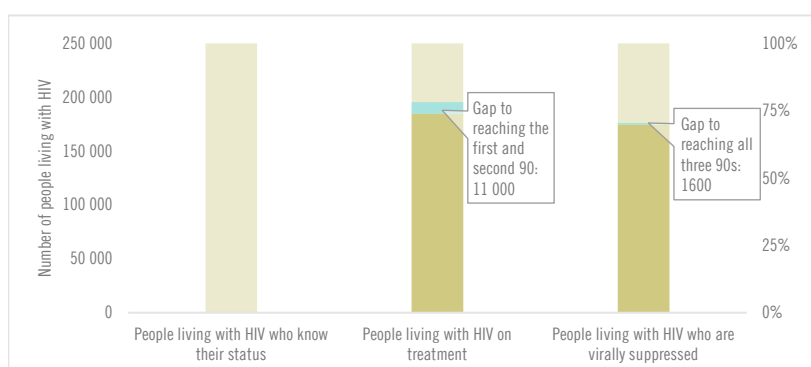


* The incidence:mortality ratio is not published if the country has not achieved antiretroviral therapy coverage of 81% or higher (the testing and treatment target for 2020).

KEY POPULATIONS

	Sex workers	Men who have sex with men	People who inject drugs	Transgender people	Prisoners
Estimated size of population
HIV prevalence	8.3%	8.8%	19.0%	...	4.7%
HIV testing and status awareness	41.0%	31.3%	27.9%
Antiretroviral therapy coverage	59.1%	44.1%	14.1%
Condom use	89.9%	56.8%	21.9%
Coverage of HIV prevention programmes	50.4%	28.6%	34.2%
Avoidance of health care because of stigma and discrimination
Expenditures in US\$

HIV TESTING AND TREATMENT CASCADE



	...	76% [68–87%] 184 624	72% [64–82%]
All ages	...% [...–...%]		
Children (0–14)	...% [...–...%]	73% [63–84%] 7 927	63% [54–72%]
Women (15+)	...% [...–...%]	87% [78–98%] 77 007	83% [74–93%]
Men (15+)	...% [...–...%]	70% [62–80%] 99 690	66% [59–75%]

ELIMINATION OF MOTHER-TO-CHILD TRANSMISSION

	2010	2019
Percentage of pregnant women living with HIV accessing antiretroviral medicines	35% [30–43%]	85% [74–96%]
Final vertical transmission rate including during breastfeeding	27% [24–31%]	17% [14–19%]
Early infant diagnosis	1.2% [<1–1.4%]	52.6% [46.6–61.1%]

HIV COMORBIDITIES

Estimated number of incident tuberculosis cases among people living with HIV (2018)	15 000 [10 000–22 000]
People living with HIV who started TB preventive therapy (2018)	15.5%
Cervical cancer screening of women living with HIV	...
People coinfectd with HIV and hepatitis C virus starting hepatitis C treatment	...

HIV PREVENTION

Adults aged 15+ years with unsuppressed viral load	0.2%
Knowledge of HIV prevention among young people aged 15–24 years (2016)	
— Women	16.2%
— Men	17.8%

Condom use at last sex with a non-marital, non-cohabiting partner among people aged 15–49 years (2016)	
— Women	...
— Men	77.4%

Women aged 15–49 years who have their demand for family planning satisfied by modern methods (2016)	74.9%
---	-------

Men aged 15–49 years who are circumcised (2016)	Not applicable
---	----------------

Voluntary medical male circumcisions performed according to national standards	Not applicable
--	----------------

People who received PrEP at least once during the reporting period	...
--	-----

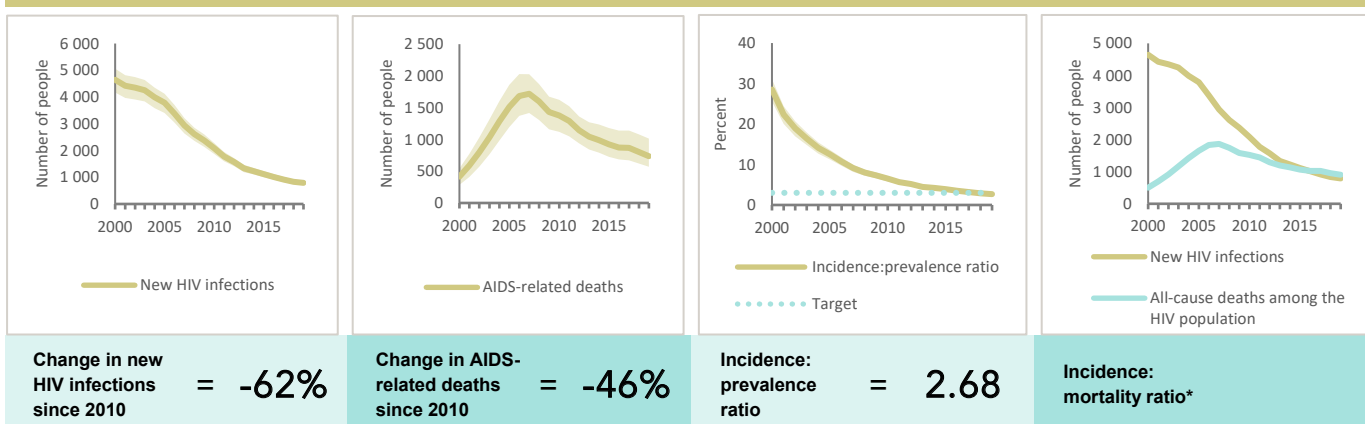
Harm reduction	
— Use of sterile injecting equipment at last injection (2017)	90.8%
— Needles and syringes distributed per person who injects (2019)	369
— Coverage of opioid substitution therapy (2019)	21%
— Naloxone available (2019)	No
— Safe injection rooms available (2019)	No

NEPAL

EPIDEMIC ESTIMATES

	2010	2015	2019
New HIV infections			
New HIV infections (all ages)	2100 [1900–2300]	1100 [1000–1200]	790 [700–870]
New HIV infections (0–14)	<500 [<200– <500]	<100 [<100– <200]	<100 [<100– <100]
New HIV infections (women, 15+)	590 [510–660]	<500 [<500– <500]	<500 [<500– <500]
New HIV infections (men, 15+)	1300 [1200–1400]	660 [580–720]	<500 [<500–510]
HIV incidence per 1000 population	0.08 [0.07–0.09]	0.04 [0.04–0.05]	0.03 [0.03–0.03]
AIDS-related deaths			
AIDS-related deaths (all ages)	1400 [1100–1600]	920 [730–1200]	740 [570–1000]
AIDS-related deaths (0–14)	<200 [<200– <200]	<100 [<100– <100]	<100 [<100– <100]
AIDS-related deaths (women, 15+)	<500 [<500– <500]	<500 [<200– <500]	<200 [<200– <500]
AIDS-related deaths (men, 15+)	900 [740–1100]	640 [510–800]	570 [<500–780]
People living with HIV			
People living with HIV (all ages)	32 000 [28 000–38 000]	29 000 [25 000–33 000]	30 000 [26 000–34 000]
People living with HIV (0–14)	1700 [1500–2000]	1500 [1300–1700]	1200 [1000–1400]
People living with HIV (women, 15+)	9600 [8400–11 000]	11 000 [9300–12 000]	11 000 [10 000–13 000]
People living with HIV (men, 15+)	21 000 [18 000–25 000]	17 000 [15 000–20 000]	17 000 [15 000–20 000]
HIV prevalence (15–49)	0.2 [0.2–0.2]	0.2 [0.1–0.2]	0.1 [0.1–0.1]

EPIDEMIC TRANSITION METRICS



* The incidence:mortality ratio is not published if the country has not achieved antiretroviral therapy coverage of 81% or higher (the testing and treatment target for 2020).

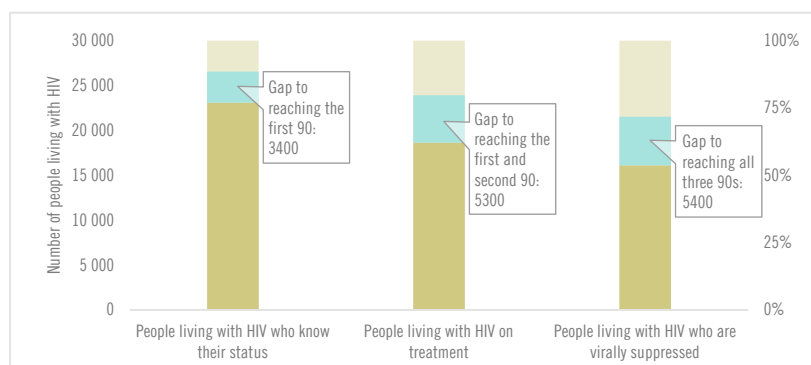
EXPENDITURES

	Financing sources					Total
	Domestic private	Domestic public	International: PEPFAR	International: Global Fund	International: all others	
Last available report: 2019	US\$ 0	US\$ 18 430	US\$ 26 032	US\$ 63 458	US\$ 6787	US\$ 115 983

Note: Global AIDS Monitoring report was not available at the time of publication.

COUNTRY DATA

HIV TESTING AND TREATMENT CASCADE



All ages	78% [69–90%]	63% [56–72%] 18 628	55% [48–62%]
Children (0–14)	...% [...–...%]	100% [97–100%] 1 306	80% [69–93%]
Women (15+)	79% [70–89%]	73% [65–82%] 8 275	65% [58–74%]
Men (15+)	77% [66–88%]	53% [46–61%] 9 047	46% [40–53%]

ELIMINATION OF MOTHER-TO-CHILD TRANSMISSION

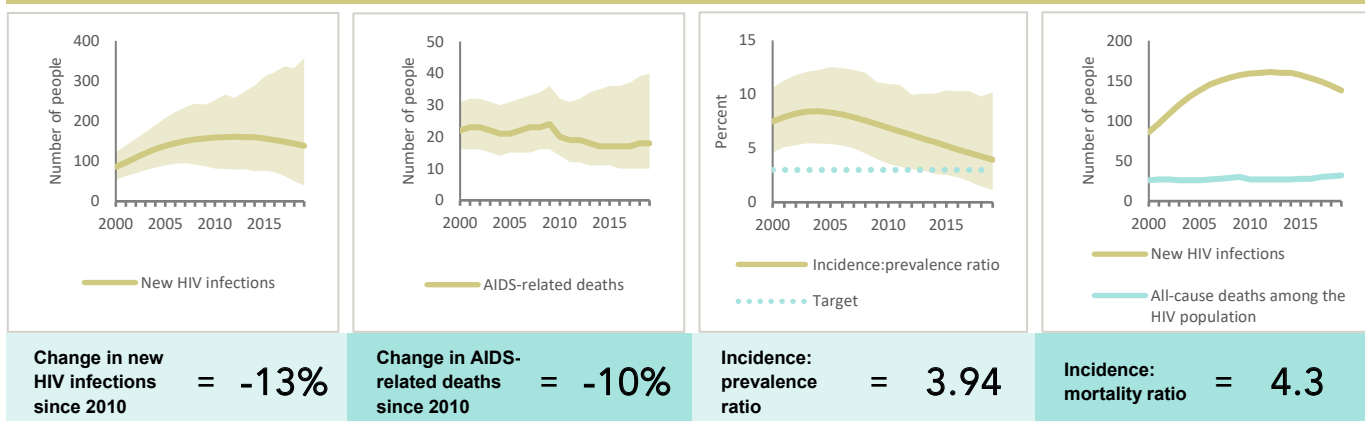
	2010	2019
Percentage of pregnant women living with HIV accessing antiretroviral medicines	14% [12–17%]	51% [44–61%]
Final vertical transmission rate including during breastfeeding	42% [40–44%]	29% [26–32%]
Early infant diagnosis	3.5% [2.9–4.3%]	93.3% [78.5– >95%]

NEW ZEALAND

EPIDEMIC ESTIMATES

	2010	2015	2019
New HIV infections			
New HIV infections (all ages)	<200 [<100– <500]	<200 [<100– <500]	<200 [<100– <500]
New HIV infections (0–14)	... [...-...]	... [...-...]	... [...-...]
New HIV infections (women, 15+)	<100 [<100– <100]	<100 [<100– <100]	<100 [<100– <100]
New HIV infections (men, 15+)	<200 [<100– <500]	<200 [<100– <500]	<200 [<100– <500]
HIV incidence per 1000 population	0.04 [0.02–0.06]	0.03 [0.02–0.07]	0.03 [<0.01–0.08]
AIDS-related deaths			
AIDS-related deaths (all ages)	<100 [<100– <100]	<100 [<100– <100]	<100 [<100– <100]
AIDS-related deaths (0–14)	... [...-...]	... [...-...]	... [...-...]
AIDS-related deaths (women, 15+)	<100 [<100– <100]	<100 [<100– <100]	<100 [<100– <100]
AIDS-related deaths (men, 15+)	<100 [<100– <100]	<100 [<100– <100]	<100 [<100– <100]
People living with HIV			
People living with HIV (all ages)	2300 [1600–3200]	3000 [1900–4300]	3500 [2100–5500]
People living with HIV (0–14)	... [...-...]	... [...-...]	... [...-...]
People living with HIV (women, 15+)	<500 [<500–590]	540 [<500–760]	570 [<500–810]
People living with HIV (men, 15+)	1900 [1200–2600]	2500 [1500–3600]	2900 [1700–4800]
HIV prevalence (15–49)	<0.1 [<0.1– <0.1]	<0.1 [<0.1–0.1]	<0.1 [<0.1–0.1]

EPIDEMIC TRANSITION METRICS



EXPENDITURES

	Financing sources					Total
	Domestic private	Domestic public	International: PEPFAR	International: Global Fund	International: all others	

Last available report: 2017

...

...

...

...

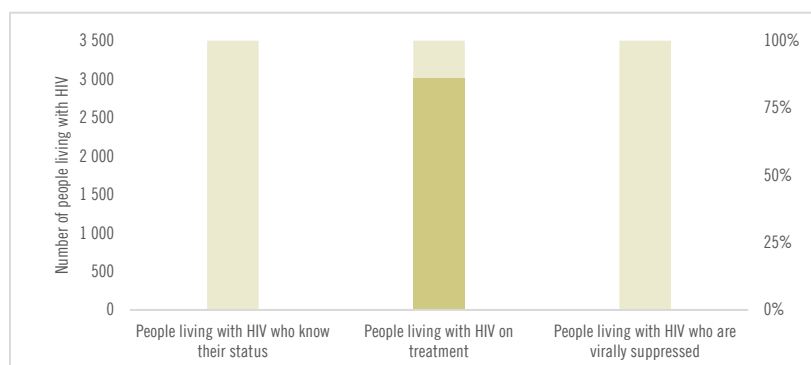
...

US\$ 30 068 244

Note: Global AIDS Monitoring report was not available at the time of publication.

COUNTRY DATA

HIV TESTING AND TREATMENT CASCADE



All ages	...% [...-...%]	86% [51-100%] 3 001	...% [...-...%]
Children (0-14)	...% [...-...%]	...% [...-...%]% [...-...%]
Women (15+)	...% [...-...%]	77% [47-100%] 443	...% [...-...%]
Men (15+)	...% [...-...%]	87% [52-100%] 2 542	...% [...-...%]

ELIMINATION OF MOTHER-TO-CHILD TRANSMISSION

	2010	2019
Percentage of pregnant women living with HIV accessing antiretroviral medicines	...% [...-...%]	...% [...-...%]
Final vertical transmission rate including during breastfeeding	...% [...-...%]	...% [...-...%]
Early infant diagnosis	...% [...-...%]	...% [...-...%]

PAKISTAN

COUNTRY DATA

EPIDEMIC ESTIMATES

	2010	2015	2019
New HIV infections			
New HIV infections (all ages)	14 000 [13 000–16 000]	19 000 [17 000–21 000]	25 000 [23 000–27 000]
New HIV infections (0–14)	780 [650–920]	1200 [1000–1300]	1500 [1300–1700]
New HIV infections (women, 15+)	3800 [3300–4400]	5100 [4500–5600]	6700 [6100–7500]
New HIV infections (men, 15+)	9600 [8500–11 000]	13 000 [12 000–14 000]	17 000 [15 000–18 000]
HIV incidence per 1000 population	0.08 [0.07–0.09]	0.1 [0.09–0.11]	0.12 [0.11–0.13]
AIDS-related deaths			
AIDS-related deaths (all ages)	1400 [870–1800]	4700 [3700–5700]	6800 [5600–8000]
AIDS-related deaths (0–14)	<500 [<500– <500]	670 [570–770]	900 [780–1000]
AIDS-related deaths (women, 15+)	<500 [<200– <500]	1300 [970–1600]	2000 [1600–2400]
AIDS-related deaths (men, 15+)	640 [<500–920]	2700 [2100–3300]	3900 [3100–4600]
People living with HIV			
People living with HIV (all ages)	68 000 [59 000–77 000]	130 000 [110 000–150 000]	190 000 [160 000–210 000]
People living with HIV (0–14)	1800 [1500–2100]	4000 [3400–4600]	6100 [5300–6900]
People living with HIV (women, 15+)	20 000 [17 000–22 000]	37 000 [32 000–42 000]	53 000 [47 000–60 000]
People living with HIV (men, 15+)	47 000 [40 000–54 000]	87 000 [76 000–100 000]	130 000 [110 000–140 000]
HIV prevalence (15–49)	<0.1 [<0.1– <0.1]	0.1 [<0.1–0.1]	0.1 [0.1–0.2]

LAWS AND POLICIES

Laws criminalizing the transmission of, non-disclosure of or exposure to HIV transmission	No
Criminalization of sex work among consenting adults	Any criminalization or punitive regulation of sex work
Criminalization of same-sex sexual acts	Yes, death penalty
Drug use or possession for personal use is an offence	Possession of drugs for personal use or drug use or consumption are not punished by laws or regulations
Criminalization of transgender people	Both criminalized and prosecuted
Laws or policies restricting the entry, stay and residence of people living with HIV	No
Parental consent for adolescents to access HIV testing	Yes, for adolescents younger than 18 years
Spousal consent for married women to access sexual and reproductive health services	Yes
Mandatory HIV testing for marriage, work or residence permits or for certain groups	No

STIGMA AND DISCRIMINATION

Percentage of women and men aged 15–49 years who report discriminatory attitudes towards people living with HIV

Percentage of people living with HIV denied health services because of their HIV status in the last 12 months

Percentage of people living with HIV who reported a health-care professional told others about their HIV status without their consent

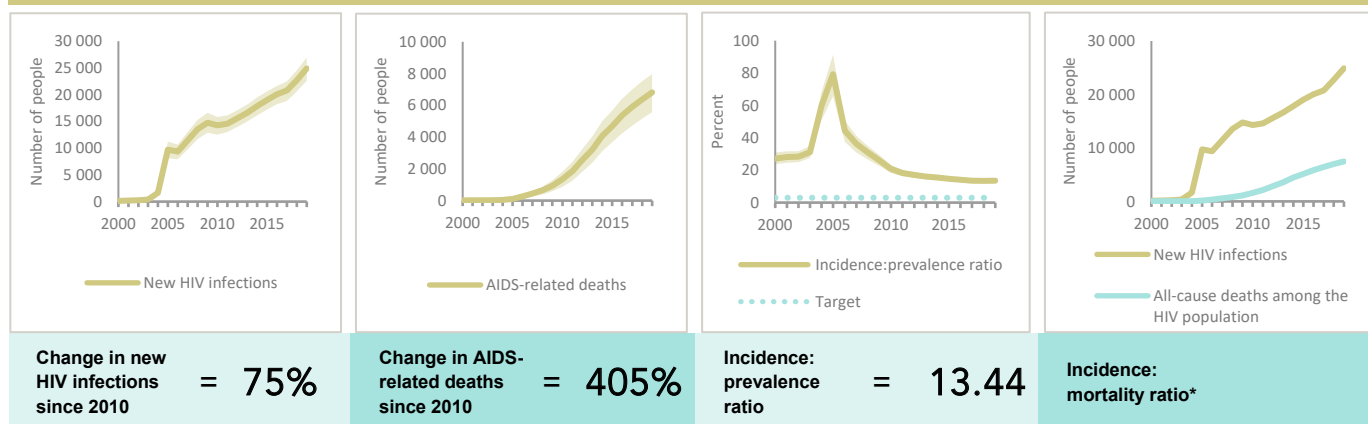
VIOLENCE

	2013	2018
Proportion of ever-married or partnered women aged 15–49 years who experienced physical or sexual violence from a male intimate partner in the past 12 months	18	14.5

EXPENDITURES

	Financing sources					Total
	Domestic private	Domestic public	International: PEPFAR	International: Global Fund	International: all others	
Last available report: 2019	US\$ 5 578 386	US\$ 1 551 621	US\$ 0	US\$ 1 244 723	US\$ 0	US\$ 8 428 830

EPIDEMIC TRANSITION METRICS



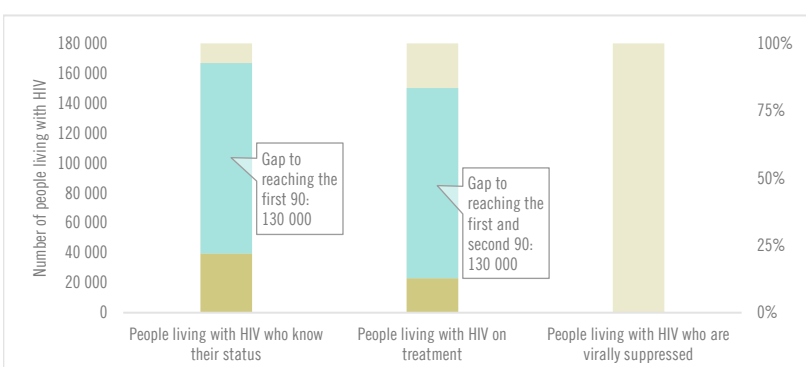
* The incidence:mortality ratio is not published if the country has not achieved antiretroviral therapy coverage of 81% or higher (the testing and treatment target for 2020).

KEY POPULATIONS

	Sex workers	Men who have sex with men	People who inject drugs	Transgender people	Prisoners
Estimated size of population
HIV prevalence	3.8%	3.7%	21.0%	5.5%	2.0%
HIV testing and status awareness	72.8%	44.7%	47.1%**	69.1%**	...
Antiretroviral therapy coverage	5.0%	0.8%	16.2%	10.2%	...
Condom use	35.1%	22.4%	15.3%	24.4%	...
Coverage of HIV prevention programmes	0.7%	1.2%	1.6%	1.1%	...
Avoidance of health care because of stigma and discrimination
Expenditures in US\$

** Programme data—not representative; includes people with negative results.

HIV TESTING AND TREATMENT CASCADE



	2010	2019
All ages	21% [19–24%] 22 947	12% [11–14%] 22 947
Children (0–14)	42% [36–48%] 1 884	31% [27–35%] 1 884
Women (15+)	12% [11–14%] 4 824	9% [8–10%] 4 824
Men (15+)	24% [21–27%] 16 239	13% [11–15%] 16 239

ELIMINATION OF MOTHER-TO-CHILD TRANSMISSION

	2010	2019
Percentage of pregnant women living with HIV accessing antiretroviral medicines	1% [1–2%]	12% [10–13%]
Final vertical transmission rate including during breastfeeding	46% [43–49%]	41% [39–44%]
Early infant diagnosis	1.2% [<1 –1.4%]	2.8% [2.5–3.3%]

HIV COMORBIDITIES

Estimated number of incident tuberculosis cases among people living with HIV (2018)	3800 [2500–5400]
People living with HIV who started TB preventive therapy (2018)	...
Cervical cancer screening of women living with HIV	...
People coinfecting with HIV and hepatitis C virus starting hepatitis C treatment	...

HIV PREVENTION

Adults aged 15+ years with unsuppressed viral load	...
Knowledge of HIV prevention among young people aged 15–24 years (2017)	...
— Women	1.8%
— Men	5.9%
Condom use at last sex with a non-marital, non-cohabiting partner among people aged 15–49 years	...
— Women	...
— Men	...
Women aged 15–49 years who have their demand for family planning satisfied by modern methods	...
Men aged 15–49 years who are circumcised	Not applicable
Voluntary medical male circumcisions performed according to national standards	Not applicable
People who received PrEP at least once during the reporting period	...
Harm reduction	...
— Use of sterile injecting equipment at last injection (2016)	72.5%
— Needles and syringes distributed per person who injects (2018)	46
— Coverage of opioid substitution therapy	...
— Naloxone available (2019)	No
— Safe injection rooms available (2019)	No

PAPUA NEW GUINEA

COUNTRY DATA

EPIDEMIC ESTIMATES

	2010	2015	2019
New HIV infections			
New HIV infections (all ages)	2600 [2300–2800]	3100 [2700–3500]	3300 [2800–4000]
New HIV infections (0–14)	500 [<500–610]	<500 [<500–560]	<500 [<500– <500]
New HIV infections (women, 15+)	1200 [1000–1300]	1500 [1300–1700]	1700 [1400–2000]
New HIV infections (men, 15+)	890 [760–1100]	1100 [970–1400]	1300 [1100–1700]
HIV incidence per 1000 population	0.35 [0.32–0.4]	0.39 [0.34–0.44]	0.38 [0.32–0.46]
AIDS-related deaths			
AIDS-related deaths (all ages)	770 [610–940]	640 [530–780]	610 [500–750]
AIDS-related deaths (0–14)	<500 [<500– <500]	<500 [<200– <500]	<500 [<200– <500]
AIDS-related deaths (women, 15+)	<500 [<500– <500]	<200 [<200– <500]	<500 [<200– <500]
AIDS-related deaths (men, 15+)	<500 [<200– <500]	<200 [<200– <500]	<200 [<200– <500]
People living with HIV			
People living with HIV (all ages)	33 000 [30 000–37 000]	42 000 [38 000–47 000]	52 000 [47 000–57 000]
People living with HIV (0–14)	2600 [2200–3000]	3200 [2500–3700]	3200 [2400–3800]
People living with HIV (women, 15+)	17 000 [16 000–20 000]	22 000 [20 000–25 000]	28 000 [25 000–31 000]
People living with HIV (men, 15+)	13 000 [12 000–15 000]	17 000 [15 000–19 000]	21 000 [19 000–23 000]
HIV prevalence (15–49)	0.7 [0.6–0.8]	0.8 [0.7–0.9]	0.9 [0.7–1]

LAWS AND POLICIES

Laws criminalizing the transmission of, non-disclosure of or exposure to HIV transmission	Yes
Criminalization of sex work among consenting adults	Any criminalization or punitive regulation of sex work
Criminalization of same-sex sexual acts	Yes, penalty not specified
Drug use or possession for personal use is an offence	Possession of drugs for personal use or drug use and/or consumption are specified as criminal offences
Criminalization of transgender people	Neither criminalized nor prosecuted
Laws or policies restricting the entry, stay and residence of people living with HIV	Require HIV testing or disclosure for some permits
Parental consent for adolescents to access HIV testing	Yes, for adolescents younger than 18 years
Spousal consent for married women to access sexual and reproductive health services	No
Mandatory HIV testing for marriage, work or residence permits or for certain groups	Yes

STIGMA AND DISCRIMINATION

Percentage of women and men aged 15–49 years who report discriminatory attitudes towards people living with HIV

Percentage of people living with HIV denied health services because of their HIV status in the last 12 months

Percentage of people living with HIV who reported a health-care professional told others about their HIV status without their consent

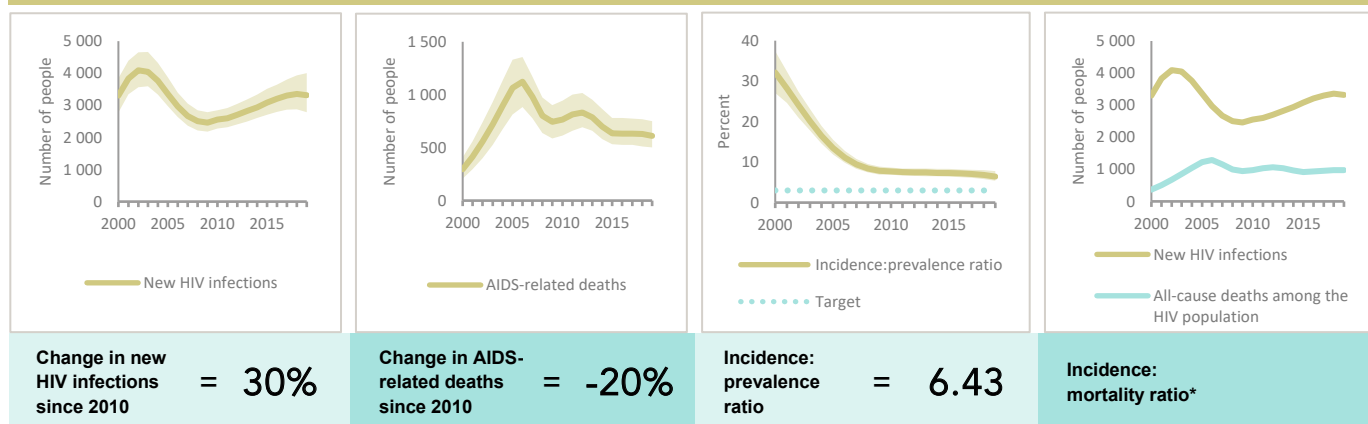
VIOLENCE

Proportion of ever-married or partnered women aged 15–49 years who experienced physical or sexual violence from a male intimate partner in the past 12 months **2018**
47.6

EXPENDITURES

	Financing sources					Total
	Domestic private	Domestic public	International: PEPFAR	International: Global Fund	International: all others	
Last available report: 2012	US\$ 740 081	US\$ 6 385 677	...	US\$ 1 577 356	US\$ 27 388 589	US\$ 36 659 267

EPIDEMIC TRANSITION METRICS

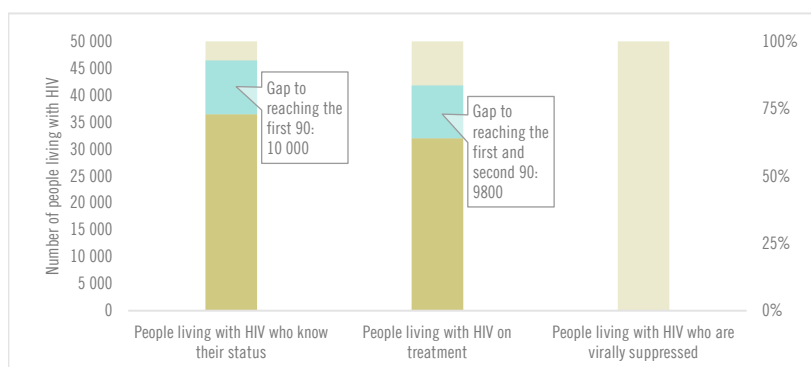


* The incidence:mortality ratio is not published if the country has not achieved antiretroviral therapy coverage of 81% or higher (the testing and treatment target for 2020).

KEY POPULATIONS

	Sex workers	Men who have sex with men	People who inject drugs	Transgender people	Prisoners
Estimated size of population	48 000	36 000
HIV prevalence	15.5%	7.7%
HIV testing and status awareness	...	59.0%
Antiretroviral therapy coverage
Condom use	31.7%
Coverage of HIV prevention programmes
Avoidance of health care because of stigma and discrimination
Expenditures in US\$

HIV TESTING AND TREATMENT CASCADE



	71% [64–78%]	62% [56–68%] 32 018	...% [...-...%]
All ages			
Children (0–14)	49% [37–58%]	49% [37–58%] 1 544	...% [...-...%]
Women (15+)	76% [69–84%]	67% [61–75%] 18 717	...% [...-...%]
Men (15+)	67% [60–75%]	57% [51–63%] 11 757	...% [...-...%]

ELIMINATION OF MOTHER-TO-CHILD TRANSMISSION

	2010	2019
Percentage of pregnant women living with HIV accessing antiretroviral medicines	5% [4–7%]	81% [60–100%]
Final vertical transmission rate including during breastfeeding	39% [36–42%]	23% [20–26%]
Early infant diagnosis	...% [...-...%]	67.8% [55.4–91.3%]

HIV COMORBIDITIES

Estimated number of incident tuberculosis cases among people living with HIV (2018)	2700 [2200–3300]
People living with HIV who started TB preventive therapy (2018)	20.7%
Cervical cancer screening of women living with HIV	...
People coinfectd with HIV and hepatitis C virus starting hepatitis C treatment	...

HIV PREVENTION

Adults aged 15+ years with unsuppressed viral load	...
Knowledge of HIV prevention among young people aged 15–24 years (2017)	
— Women	24.4%
— Men	26.2%
Condom use at last sex with a non-marital, non-cohabiting partner among people aged 15–49 years (2018)	
— Women	18%
— Men	33.2%
Women aged 15–49 years who have their demand for family planning satisfied by modern methods (2018)	49.2%
Men aged 15–49 years who are circumcised	Not applicable
Voluntary medical male circumcisions performed according to national standards	Not applicable
People who received PrEP at least once during the reporting period	...
Harm reduction	
— Use of sterile injecting equipment at last injection	...
— Needles and syringes distributed per person who injects	...
— Coverage of opioid substitution therapy	...
— Naloxone available (2019)	No
— Safe injection rooms available (2019)	No

PHILIPPINES

COUNTRY DATA

EPIDEMIC ESTIMATES

	2010	2015	2019
New HIV infections			
New HIV infections (all ages)	5100 [4200–5700]	10 000 [8400–12 000]	16 000 [13 000–18 000]
New HIV infections (0–14)	<100 [<100– <100]	<100 [<100– <100]	<200 [<100– <200]
New HIV infections (women, 15+)	<500 [<500– <500]	610 [<500–730]	990 [800–1200]
New HIV infections (men, 15+)	4700 [3900–5400]	9500 [7800–11 000]	14 000 [12 000–17 000]
HIV incidence per 1000 population	0.05 [0.05–0.06]	0.1 [0.08–0.12]	0.14 [0.12–0.17]
AIDS-related deaths			
AIDS-related deaths (all ages)	<500 [<500–510]	930 [530–1300]	1600 [1000–2400]
AIDS-related deaths (0–14)	<100 [<100– <100]	<100 [<100– <100]	<100 [<100– <100]
AIDS-related deaths (women, 15+)	<100 [<100– <100]	<100 [<100– <100]	<200 [<100– <200]
AIDS-related deaths (men, 15+)	<500 [<200– <500]	840 [<500–1200]	1400 [900–2100]
People living with HIV			
People living with HIV (all ages)	17 000 [14 000–19 000]	50 000 [42 000–59 000]	97 000 [81 000–110 000]
People living with HIV (0–14)	<100 [<100– <200]	<500 [<200– <500]	<500 [<500–590]
People living with HIV (women, 15+)	1000 [860–1200]	3000 [2500–3500]	5800 [4900–6800]
People living with HIV (men, 15+)	16 000 [13 000–18 000]	47 000 [39 000–55 000]	91 000 [76 000–110 000]
HIV prevalence (15–49)	<0.1 [<0.1– <0.1]	<0.1 [<0.1–0.1]	0.2 [0.1–0.2]

LAWS AND POLICIES

Laws criminalizing the transmission of, non-disclosure of or exposure to HIV transmission	Yes
Criminalization of sex work among consenting adults	Any criminalization or punitive regulation of sex work
Criminalization of same-sex sexual acts	Laws penalizing same-sex sexual acts have been decriminalized or never existed
Drug use or possession for personal use is an offence	...
Criminalization of transgender people	Neither criminalized nor prosecuted
Laws or policies restricting the entry, stay and residence of people living with HIV	No
Parental consent for adolescents to access HIV testing	Yes, for adolescents younger than 18 years
Spousal consent for married women to access sexual and reproductive health services	No
Mandatory HIV testing for marriage, work or residence permits or for certain groups	No

STIGMA AND DISCRIMINATION

Percentage of women aged 15–49 years who report discriminatory attitudes towards people living with HIV **2017**
71.2

Percentage of people living with HIV denied health services because of their HIV status in the last 12 months

Percentage of people living with HIV who reported a health-care professional told others about their HIV status without their consent

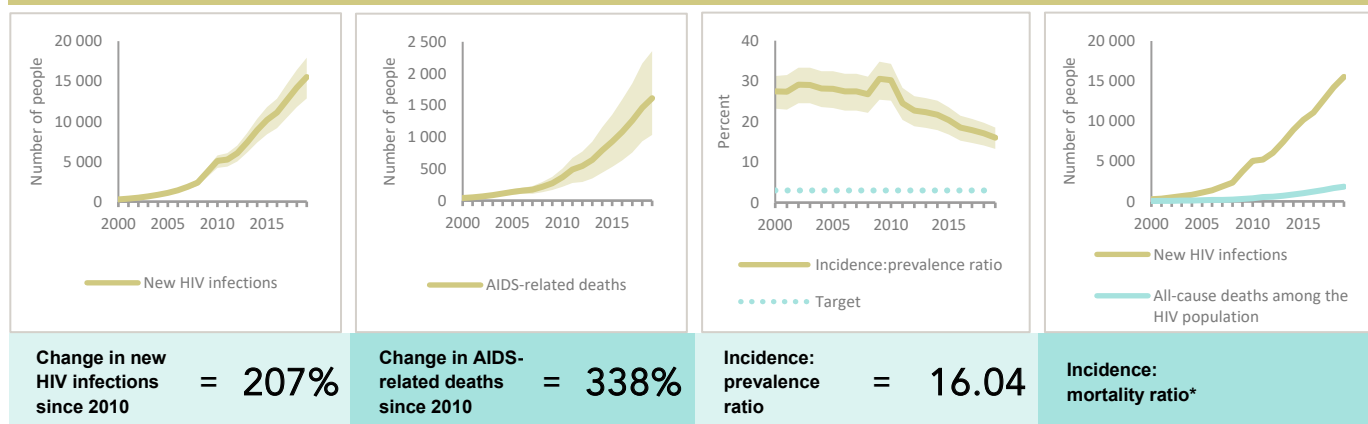
VIOLENCE

Proportion of ever-married or partnered women aged 15–49 years who experienced physical or sexual violence from a male intimate partner in the past 12 months **2013** **2017**
7.1 5.5

EXPENDITURES

	Financing sources					Total
	Domestic private	Domestic public	International: PEPFAR	International: Global Fund	International: all others	
Last available report: 2013	US\$ 17 814	US\$ 4 522 803	...	US\$ 3 180 753	US\$ 2 018 819	US\$ 10 319 421

EPIDEMIC TRANSITION METRICS



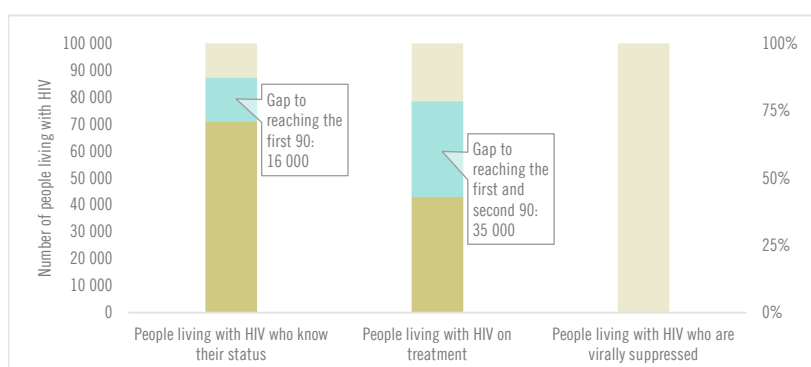
* The incidence:mortality ratio is not published if the country has not achieved antiretroviral therapy coverage of 81% or higher (the testing and treatment target for 2020).

KEY POPULATIONS

	Sex workers	Men who have sex with men	People who inject drugs	Transgender people	Prisoners
Estimated size of population	210 000	830 000	...	190 000	...
HIV prevalence	0.6%	5.0%	29.0%	3.9%	...
HIV testing and status awareness	36.3%	28.4%	26.9%**	36.3%	...
Antiretroviral therapy coverage
Condom use	85.3%	40.1%	14.5%	40.6%	...
Coverage of HIV prevention programmes	71.8%	14.6%	51.8%	37.6%	...
Avoidance of health care because of stigma and discrimination
Expenditures in US\$

** Programme data—not representative; includes people with negative results.

HIV TESTING AND TREATMENT CASCADE



	73% [62–86%]	44% [37–52%] 43 020	...% [...–...%]
All ages			
Children (0–14)	30% [24–37%]	25% [20–31%] 122	...% [...–...%]
Women (15+)	73% [61–85%]	23% [19–27%] 1 339	...% [...–...%]
Men (15+)	74% [62–86%]	46% [39–54%] 41 559	...% [...–...%]

ELIMINATION OF MOTHER-TO-CHILD TRANSMISSION

	2010	2019
Percentage of pregnant women living with HIV accessing antiretroviral medicines	14% [12–18%]	25% [20–31%]
Final vertical transmission rate including during breastfeeding	41% [38–45%]	32% [29–34%]
Early infant diagnosis	8.2% [6.5–10.0%]	7.2% [5.8–9.1%]

HIV COMORBIDITIES

Estimated number of incident tuberculosis cases among people living with HIV (2018)	10 000 [4100–19 000]
People living with HIV who started TB preventive therapy (2018)	51.9%
Cervical cancer screening of women living with HIV	...
People coinfectd with HIV and hepatitis C virus starting hepatitis C treatment	...

HIV PREVENTION

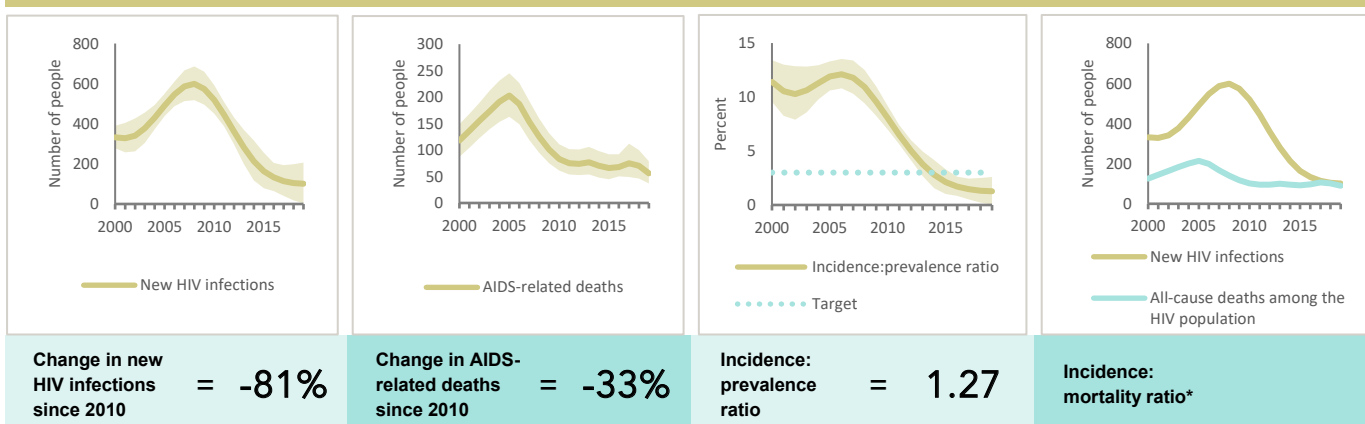
Adults aged 15+ years with unsuppressed viral load	...
Knowledge of HIV prevention among young people aged 15–24 years (2017)	
— Women	20.2%
— Men	...
Condom use at last sex with a non-marital, non-cohabiting partner among people aged 15–49 years (2017)	
— Women	10.3%
— Men	...
Women aged 15–49 years who have their demand for family planning satisfied by modern methods (2017)	56.1%
Men aged 15–49 years who are circumcised	Not applicable
Voluntary medical male circumcisions performed according to national standards	Not applicable
People who received PrEP at least once during the reporting period	...
Harm reduction	
— Use of sterile injecting equipment at last injection (2015)	63.6%
— Needles and syringes distributed per person who injects	...
— Coverage of opioid substitution therapy	...
— Naloxone available (2019)	No
— Safe injection rooms available (2019)	No

SINGAPORE

EPIDEMIC ESTIMATES

	2010	2015	2019
New HIV infections			
New HIV infections (all ages)	520 [<500–590]	<200 [<100– <500]	<200 [<100– <500]
New HIV infections (0–14)	... [...–...]	... [...–...]	... [...–...]
New HIV infections (women, 15+)	<100 [<100– <100]	<100 [<100– <100]	<100 [<100– <100]
New HIV infections (men, 15+)	<500 [<500–540]	<200 [<100– <500]	<100 [<100– <200]
HIV incidence per 1000 population	0.14 [0.13–0.16]	0.04 [0.02–0.07]	0.03 [<0.01–0.05]
AIDS-related deaths			
AIDS-related deaths (all ages)	<100 [<100– <200]	<100 [<100– <100]	<100 [<100– <100]
AIDS-related deaths (0–14)	... [...–...]	... [...–...]	... [...–...]
AIDS-related deaths (women, 15+)	<100 [<100– <100]	<100 [<100– <100]	<100 [<100– <100]
AIDS-related deaths (men, 15+)	<100 [<100– <100]	<100 [<100– <100]	<100 [<100– <100]
People living with HIV			
People living with HIV (all ages)	6500 [5600–7500]	7700 [6500–9000]	7900 [6500–9500]
People living with HIV (0–14)	... [...–...]	... [...–...]	... [...–...]
People living with HIV (women, 15+)	670 [580–770]	730 [620–830]	750 [610–890]
People living with HIV (men, 15+)	5800 [5000–6700]	7000 [5900–8100]	7200 [5900–8600]
HIV prevalence (15–49)	0.3 [0.2–0.3]	0.3 [0.2–0.3]	0.2 [0.2–0.3]

EPIDEMIC TRANSITION METRICS



* The incidence:mortality ratio is not published if the country has not achieved antiretroviral therapy coverage of 81% or higher (the testing and treatment target for 2020).

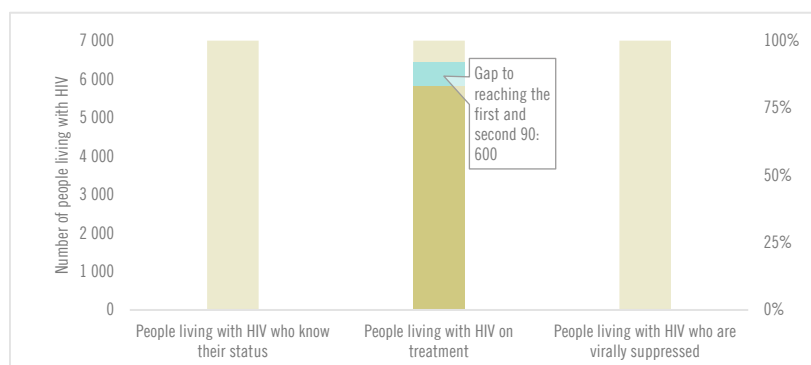
EXPENDITURES

	Financing sources					Total
	Domestic private	Domestic public	International: PEPFAR	International: Global Fund	International: all others	
Last available report: 2017	...	US\$ 52 093 243	US\$ 52 093 243

Note: Global AIDS Monitoring report was not available at the time of publication.

COUNTRY DATA

HIV TESTING AND TREATMENT CASCADE



All ages	...% [...-...%]	73% [60–88%] 5 839	...% [...-...%]
Children (0–14)	...% [...-...%]	...% [...-...%]% [...-...%]
Women (15+)	...% [...-...%]	69% [56–82%] 512	...% [...-...%]
Men (15+)	...% [...-...%]	74% [61–88%] 5 323	...% [...-...%]

ELIMINATION OF MOTHER-TO-CHILD TRANSMISSION

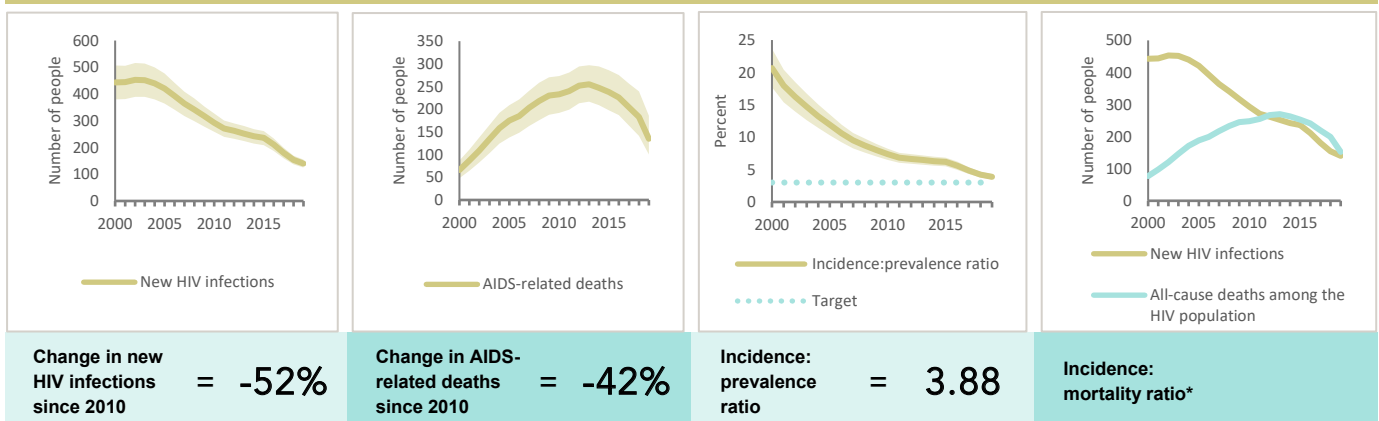
	2010	2019
Percentage of pregnant women living with HIV accessing antiretroviral medicines	...% [...-...%]	...% [...-...%]
Final vertical transmission rate including during breastfeeding	...% [...-...%]	...% [...-...%]
Early infant diagnosis	...% [...-...%]	...% [...-...%]

SRI LANKA

EPIDEMIC ESTIMATES

	2010	2015	2019
New HIV infections			
New HIV infections (all ages)	<500 [<500– <500]	<500 [<500– <500]	<200 [<200– <200]
New HIV infections (0–14)	... [...–...]	... [...–...]	... [...–...]
New HIV infections (women, 15+)	<100 [<100– <100]	<100 [<100– <100]	<100 [<100– <100]
New HIV infections (men, 15+)	<200 [<200– <500]	<200 [<200– <200]	<200 [<100– <200]
HIV incidence per 1000 population	0.01 [0.01–0.02]	0.01 [0.01–0.01]	<0.01 [<0.01– <0.01]
AIDS-related deaths			
AIDS-related deaths (all ages)	<500 [<200– <500]	<500 [<200– <500]	<200 [<200– <200]
AIDS-related deaths (0–14)	... [...–...]	... [...–...]	... [...–...]
AIDS-related deaths (women, 15+)	<100 [<100– <100]	<100 [<100– <100]	<100 [<100– <100]
AIDS-related deaths (men, 15+)	<200 [<200– <500]	<200 [<200– <500]	<100 [<100– <200]
People living with HIV			
People living with HIV (all ages)	4000 [3400–4800]	3800 [3200–4500]	3600 [3200–4200]
People living with HIV (0–14)	... [...–...]	... [...–...]	... [...–...]
People living with HIV (women, 15+)	1100 [930–1300]	1100 [940–1300]	1000 [890–1200]
People living with HIV (men, 15+)	2800 [2400–3400]	2700 [2300–3200]	2500 [2200–3000]
HIV prevalence (15–49)	<0.1 [<0.1– <0.1]	<0.1 [<0.1– <0.1]	<0.1 [<0.1– <0.1]

EPIDEMIC TRANSITION METRICS



* The incidence:mortality ratio is not published if the country has not achieved antiretroviral therapy coverage of 81% or higher (the testing and treatment target for 2020).

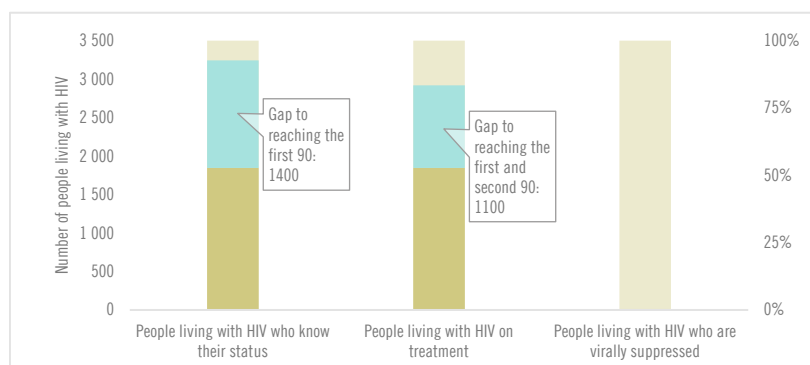
EXPENDITURES

	Financing sources					Total
	Domestic private	Domestic public	International: PEPFAR	International: Global Fund	International: all others	
Last available report: 2019	US\$ 0	US\$ 2 743 563	US\$ 1 606 380	US\$ 0	US\$ 0	US\$ 4 349 943

Note: Global AIDS Monitoring report was not available at the time of publication.

COUNTRY DATA

HIV TESTING AND TREATMENT CASCADE



All ages	51% [45–60%]	51% [45–60%] 1 846	...% [...–...%]
Children (0–14)	...% [...–...%]	...% [...–...%]% [...–...%]
Women (15+)	50% [44–58%]	50% [44–58%] 511	...% [...–...%]
Men (15+)	51% [45–60%]	51% [45–60%] 1 293	...% [...–...%]

ELIMINATION OF MOTHER-TO-CHILD TRANSMISSION

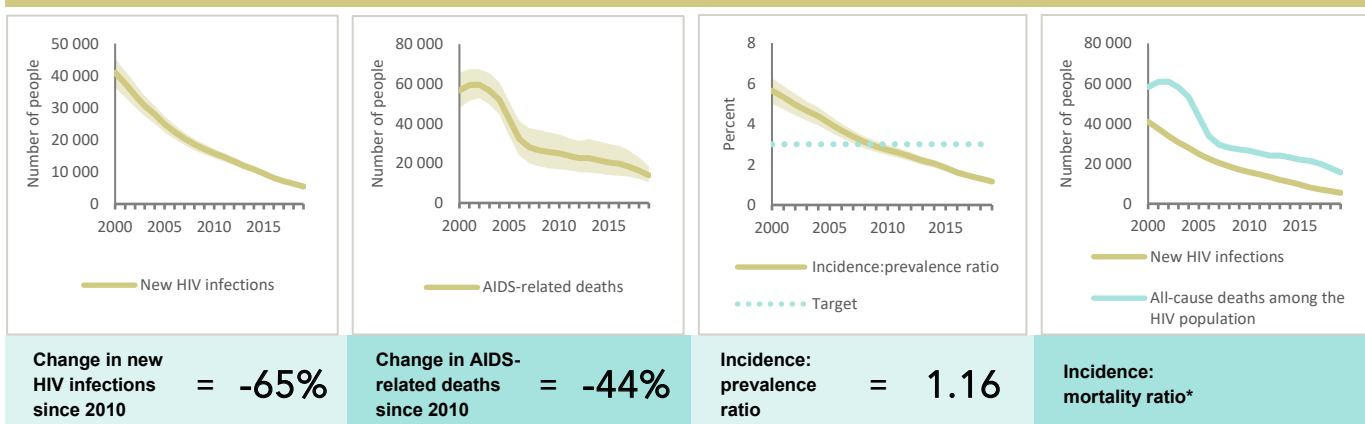
	2010	2019
Percentage of pregnant women living with HIV accessing antiretroviral medicines	...% [...–...%]	...% [...–...%]
Final vertical transmission rate including during breastfeeding	...% [...–...%]	...% [...–...%]
Early infant diagnosis	...% [...–...%]	...% [...–...%]

THAILAND

EPIDEMIC ESTIMATES

	2010	2015	2019
New HIV infections			
New HIV infections (all ages)	16 000 [14 000–17 000]	9500 [8600–10 000]	5400 [4900–6000]
New HIV infections (0–14)	560 [<500–670]	<100 [<100– <200]	<100 [<100– <100]
New HIV infections (women, 15+)	5300 [4600–5900]	2700 [2400–3000]	1600 [1400–1800]
New HIV infections (men, 15+)	9900 [8800–11 000]	6700 [6000–7400]	3800 [3400–4200]
HIV incidence per 1000 population	0.24 [0.22–0.26]	0.14 [0.13–0.15]	0.08 [0.07–0.09]
AIDS-related deaths			
AIDS-related deaths (all ages)	25 000 [17 000–34 000]	20 000 [14 000–30 000]	14 000 [10 000–19 000]
AIDS-related deaths (0–14)	660 [550–770]	<500 [<500– <500]	<200 [<200– <200]
AIDS-related deaths (women, 15+)	8300 [5800–11 000]	8100 [5200–12 000]	6400 [4900–9300]
AIDS-related deaths (men, 15+)	16 000 [10 000–23 000]	12 000 [8300–17 000]	7400 [5500–9600]
People living with HIV			
People living with HIV (all ages)	580 000 [490 000–700 000]	520 000 [450 000–610 000]	470 000 [410 000–540 000]
People living with HIV (0–14)	11 000 [9600–13 000]	6700 [5600–7900]	3300 [2800–4000]
People living with HIV (women, 15+)	250 000 [220 000–300 000]	230 000 [200 000–270 000]	210 000 [180 000–240 000]
People living with HIV (men, 15+)	320 000 [270 000–390 000]	280 000 [250 000–330 000]	260 000 [230 000–300 000]
HIV prevalence (15–49)	1.5 [1.2–1.8]	1.3 [1.1–1.5]	1 [0.8–1.2]

EPIDEMIC TRANSITION METRICS



* The incidence:mortality ratio is not published if the country has not achieved antiretroviral therapy coverage of 81% or higher (the testing and treatment target for 2020).

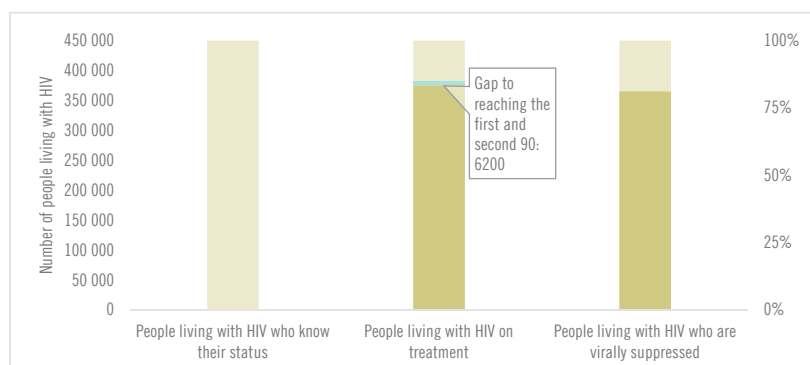
EXPENDITURES

	Financing sources					Total
	Domestic private	Domestic public	International: PEPFAR	International: Global Fund	International: all others	
Last available report: 2019	US\$ 255 509	US\$ 271 162 577	US\$ 11 451 383	US\$ 7 142 318	US\$ 5 297 711	US\$ 295 888 256

Note: Global AIDS Monitoring report was not available at the time of publication.

COUNTRY DATA

HIV TESTING AND TREATMENT CASCADE



All ages	...% [...–...%]	80% [70–91%] 375 332	78% [68–89%]
Children (0–14)	...% [...–...%]	66% [55–78%] 2 193	58% [49–69%]
Women (15+)	...% [...–...%]	80% [69–92%] 166 269	78% [68–89%]
Men (15+)	...% [...–...%]	79% [70–91%] 206 870	77% [68–89%]

ELIMINATION OF MOTHER-TO-CHILD TRANSMISSION

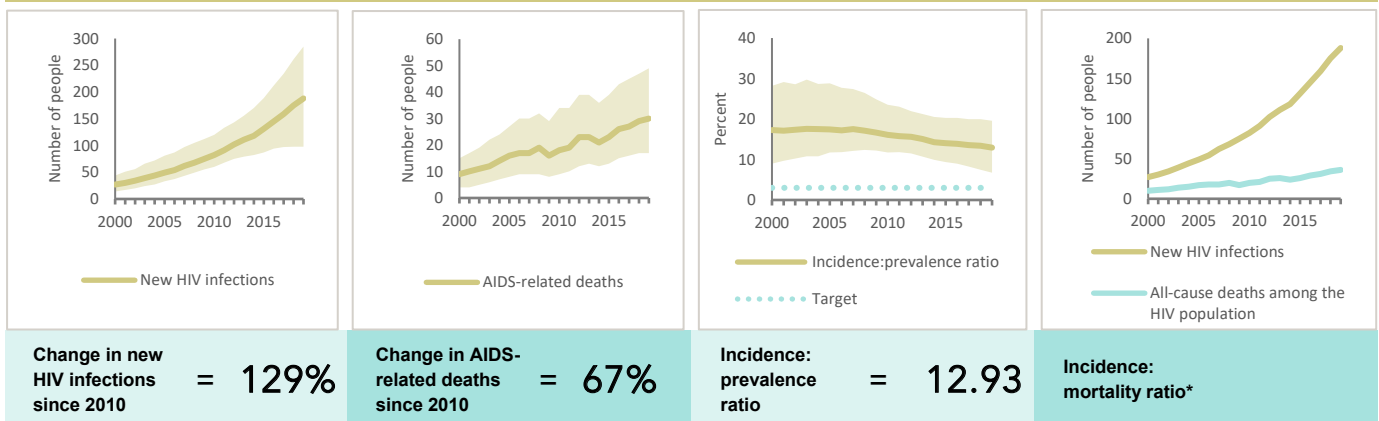
	2010	2019
Percentage of pregnant women living with HIV accessing antiretroviral medicines	94% [78–100%]	97% [81–100%]
Final vertical transmission rate including during breastfeeding	7% [6–8%]	2% [2–2%]
Early infant diagnosis	45.3% [38.5–54.9%]	94.3% [80.1– >95%]

TIMOR-LESTE

EPIDEMIC ESTIMATES

	2010	2015	2019
New HIV infections			
New HIV infections (all ages)	<100 [<100– <200]	<200 [<100– <200]	<200 [<100– <500]
New HIV infections (0–14)	... [...–...]	... [...–...]	... [...–...]
New HIV infections (women, 15+)	<100 [<100– <100]	<100 [<100– <100]	<100 [<100– <200]
New HIV infections (men, 15+)	<100 [<100– <100]	<100 [<100– <100]	<100 [<100– <200]
HIV incidence per 1000 population	0.08 [0.06–0.11]	0.11 [0.08–0.16]	0.15 [0.08–0.23]
AIDS-related deaths			
AIDS-related deaths (all ages)	<100 [<100– <100]	<100 [<100– <100]	<100 [<100– <100]
AIDS-related deaths (0–14)	... [...–...]	... [...–...]	... [...–...]
AIDS-related deaths (women, 15+)	<100 [<100– <100]	<100 [<100– <100]	<100 [<100– <100]
AIDS-related deaths (men, 15+)	<100 [<100– <100]	<100 [<100– <100]	<100 [<100– <100]
People living with HIV			
People living with HIV (all ages)	510 [<500–770]	930 [720–1300]	1500 [1000–2000]
People living with HIV (0–14)	... [...–...]	... [...–...]	... [...–...]
People living with HIV (women, 15+)	<500 [<200– <500]	<500 [<500–540]	620 [<500–870]
People living with HIV (men, 15+)	<500 [<200– <500]	<500 [<500–690]	760 [540–1100]
HIV prevalence (15–49)	<0.1 [<0.1–0.1]	0.1 [0.1–0.2]	0.2 [0.1–0.3]

EPIDEMIC TRANSITION METRICS



* The incidence:mortality ratio is not published if the country has not achieved antiretroviral therapy coverage of 81% or higher (the testing and treatment target for 2020).

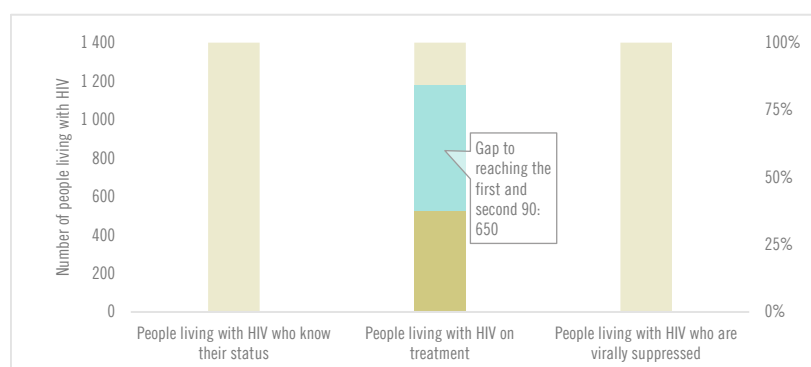
EXPENDITURES

	Financing sources					Total
	Domestic private	Domestic public	International: PEPFAR	International: Global Fund	International: all others	
Last available report: 2009	...	US\$ 21 000	...	US\$ 1 743 620	US\$ 38 394	US\$ 1 803 014

Note: Global AIDS Monitoring report was not available at the time of publication.

COUNTRY DATA

HIV TESTING AND TREATMENT CASCADE



All ages	...% [...-...%]	36% [26–50%] 524	...% [...-...%]
Children (0–14)	...% [...-...%]	...% [...-...%]% [...-...%]
Women (15+)	...% [...-...%]	26% [18–37%] 163	...% [...-...%]
Men (15+)	...% [...-...%]	45% [32–62%] 338	...% [...-...%]

ELIMINATION OF MOTHER-TO-CHILD TRANSMISSION

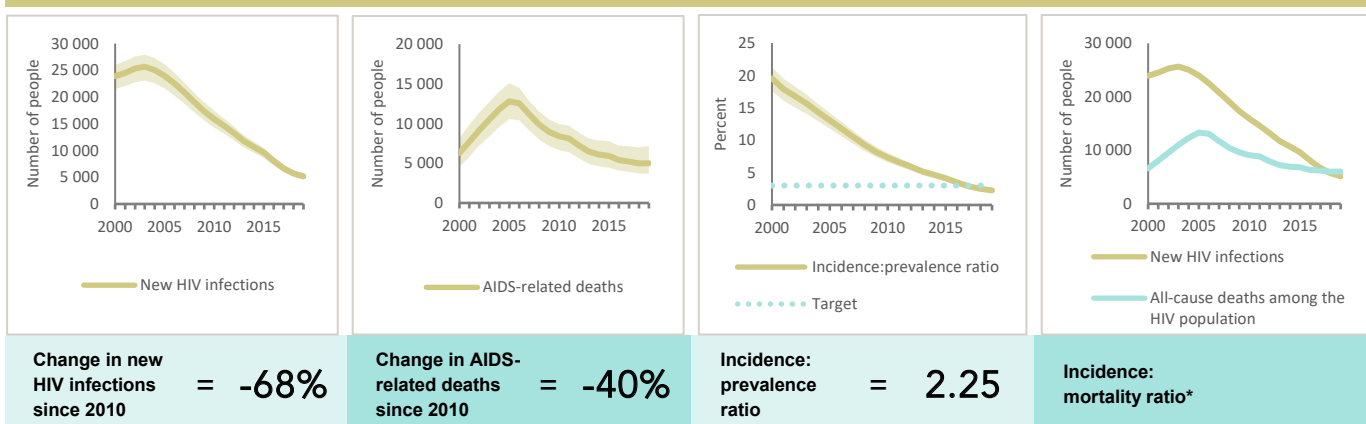
	2010	2019
Percentage of pregnant women living with HIV accessing antiretroviral medicines	...% [...-...%]	...% [...-...%]
Final vertical transmission rate including during breastfeeding	...% [...-...%]	...% [...-...%]
Early infant diagnosis	...% [...-...%]	...% [...-...%]

VIET NAM

EPIDEMIC ESTIMATES

	2010	2015	2019
New HIV infections			
New HIV infections (all ages)	16 000 [14 000–17 000]	9600 [8600–11 000]	5200 [4600–5700]
New HIV infections (0–14)	620 [<500–820]	500 [<500–650]	<500 [<200– <500]
New HIV infections (women, 15+)	4500 [3900–5100]	2700 [2300–3000]	1400 [1200–1600]
New HIV infections (men, 15+)	11 000 [9600–12 000]	6400 [5700–7000]	3400 [3100–3800]
HIV incidence per 1000 population	0.18 [0.16–0.2]	0.11 [0.09–0.12]	0.05 [0.05–0.06]
AIDS-related deaths			
AIDS-related deaths (all ages)	8400 [6600–9900]	5900 [4500–7800]	5000 [3700–7200]
AIDS-related deaths (0–14)	<500 [<500– <500]	<200 [<200– <500]	<200 [<100– <500]
AIDS-related deaths (women, 15+)	2900 [2200–3400]	1500 [1100–2100]	990 [680–1500]
AIDS-related deaths (men, 15+)	5200 [4000–6100]	4200 [3200–5400]	3900 [2900–5500]
People living with HIV			
People living with HIV (all ages)	220 000 [190 000–250 000]	230 000 [200 000–260 000]	230 000 [200 000–260 000]
People living with HIV (0–14)	5000 [4200–6000]	5700 [4800–6700]	5200 [4400–6400]
People living with HIV (women, 15+)	61 000 [53 000–71 000]	68 000 [60 000–77 000]	70 000 [62 000–79 000]
People living with HIV (men, 15+)	150 000 [130 000–180 000]	160 000 [140 000–180 000]	150 000 [130 000–170 000]
HIV prevalence (15–49)	0.4 [0.3–0.4]	0.4 [0.3–0.4]	0.3 [0.3–0.4]

EPIDEMIC TRANSITION METRICS



* The incidence:mortality ratio is not published if the country has not achieved antiretroviral therapy coverage of 81% or higher (the testing and treatment target for 2020).

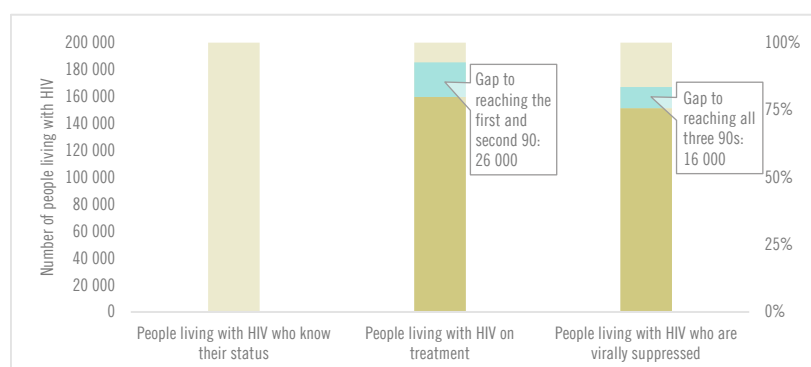
EXPENDITURES

	Financing sources					Total
	Domestic private	Domestic public	International: PEPFAR	International: Global Fund	International: all others	
Last available report: 2012	...	US\$ 30 327 094	US\$ 28 917 091	US\$ 19 495 015	US\$ 14 805 388	US\$ 95 446 487

Note: Global AIDS Monitoring report was not available at the time of publication.

COUNTRY DATA

HIV TESTING AND TREATMENT CASCADE



All ages	...% [...–...%]	70% [61–79%] 159 664	66% [58–75%]
Children (0–14)	...% [...–...%]	85% [71–100%] 4 461	77% [64–93%]
Women (15+)	...% [...–...%]	77% [68–87%] 54 211	74% [65–83%]
Men (15+)	...% [...–...%]	66% [57–74%] 100 992	62% [54–71%]

ELIMINATION OF MOTHER-TO-CHILD TRANSMISSION

	2010	2019
Percentage of pregnant women living with HIV accessing antiretroviral medicines	45% [37–54%]	86% [74–100%]
Final vertical transmission rate including during breastfeeding	20% [17–22%]	12% [9–15%]
Early infant diagnosis	...% [...–...%]	46.4% [39.8–54.1%]

LATIN AMERICA

DATA POINTS

NEW HIV INFECTIONS
IN THE REGION HAVE

INCREASED BY 21%
SINCE 2010

AIDS-RELATED DEATHS
IN THE REGION HAVE

DECREASED BY 8%
SINCE 2010

GAY MEN AND OTHER MEN WHO HAVE
SEX WITH MEN ACCOUNT FOR 44%
OF NEW HIV INFECTIONS
IN THE REGION

77% OF PEOPLE

LIVING WITH HIV IN THE
REGION KNOW THEIR HIV STATUS,
AND 60% ARE ON TREATMENT

**IN 4 OF 5
COUNTRIES**

WITH RECENT DATA, MORE THAN
ONE THIRD OF ADULTS EXPRESS
DISCRIMINATORY ATTITUDES
TOWARDS PEOPLE LIVING WITH HIV

**6% OF NEW
INFECTIONS**

IN THE REGION ARE AMONG
TRANSGENDER PEOPLE

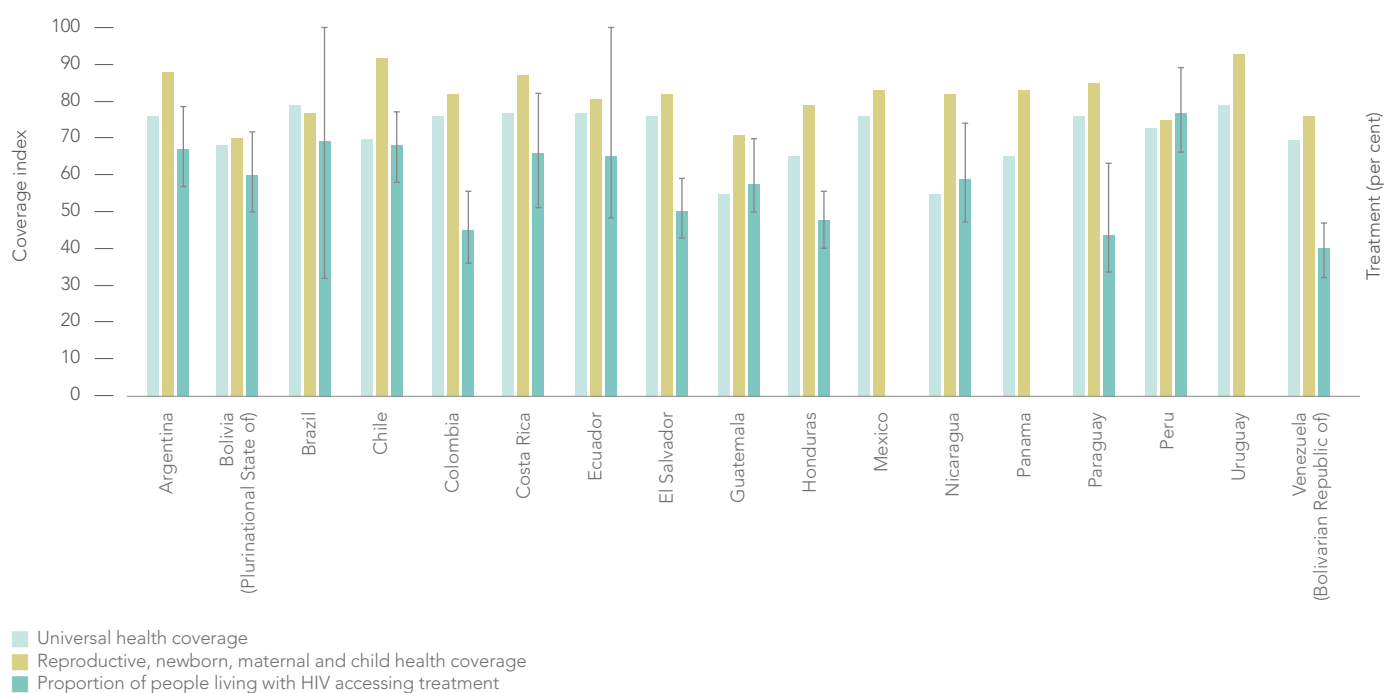
Gains have been made against the humanitarian crises in Latin America, but high levels of migration are stressing health care and education systems as well as labour markets. Marginalization of key populations, competing public health priorities and limited government investment in health systems has largely stalled progress against HIV. New infections have climbed in recent years.

HIV-affected populations in the region continue to experience high levels of stigma and discrimination and violence, preventing many from seeking and accessing services. Nearly a quarter of people living with HIV do not know their HIV status, and 40% are not accessing antiretroviral therapy.

Sustained progress has been made in HIV testing and antiretroviral therapy coverage among pregnant women in the region, leading to a reduction in the rate of mother-to-child HIV transmission, which declined from 20% [12–24%] in 2010 to 15% [12–18%] in 2019. Progress varies between countries, with several approaching the goal of eliminating mother-to-child HIV transmission.

Brazil is the only country in the region that provides pre-exposure prophylaxis (PrEP) through the public health system. However, PrEP is also available through private clinics, the Internet, nongovernmental organizations and pilot studies in Chile, Colombia, Costa Rica, Ecuador, Guatemala, Haiti, Mexico, Panama, Paraguay, Peru and Uruguay. The overall number of people on PrEP across the region remains insufficient to have a significant impact on the epidemic. HIV self-testing and the transition to dolutegravir-based first-line treatment regimens are moving forward in countries in the region.

Antiretroviral therapy coverage among people living with HIV and universal health care coverage, Latin America, 2019



Source: UNAIDS epidemiological estimates, 2020 (see <https://aidsinfo.unaids.org/>); Global Health Observatory [database]. Geneva: WHO; c2020 (<https://www.who.int/data/gho/data/major-themes/universal-health-coverage-major>).

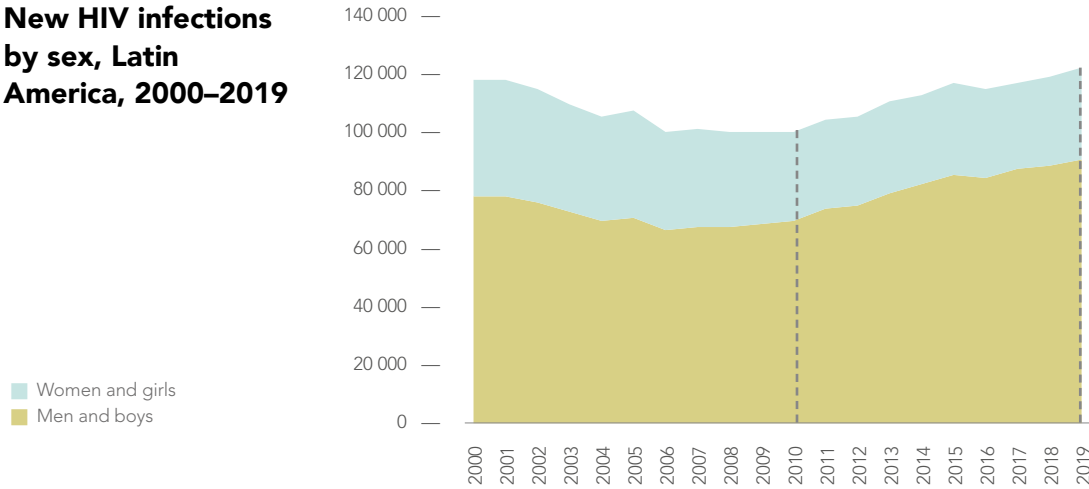
Coverage of universal access to health care is higher than antiretroviral therapy coverage in at least 11 countries within Latin America, suggesting obstacles to accessing HIV-related services relative to other health services among people living with HIV. Recent Stigma Index studies show that 21% of people living with HIV in Peru and 2% in Brazil report having been denied health services due to their HIV status. In Guatemala, 6% of women living with HIV and 3% of men living with HIV said they had been denied health services. In Panama, 11% of transgender women living with HIV reported being denied health services, compared to 4% of women living with HIV and 2% of men living with HIV.



Credit: UNAIDS

State of the epidemic

New HIV infections by sex, Latin America, 2000–2019



Percent change 2010–2019

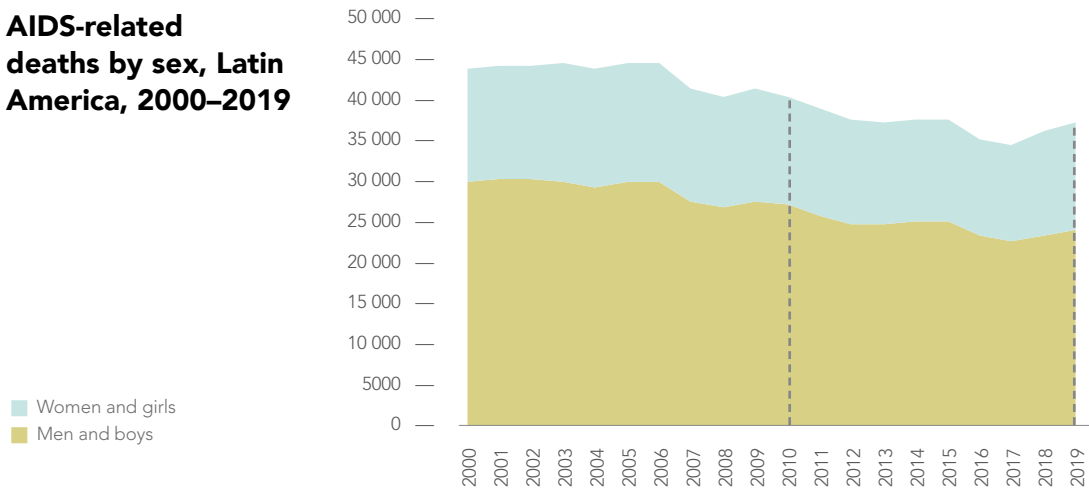
Total population **+21%**

Women and girls **0%**

Men and boys **+31%**

Source: UNAIDS epidemiological estimates, 2020 (see <https://aidsinfo.unaids.org/>).

AIDS-related deaths by sex, Latin America, 2000–2019



Percent change 2010–2019

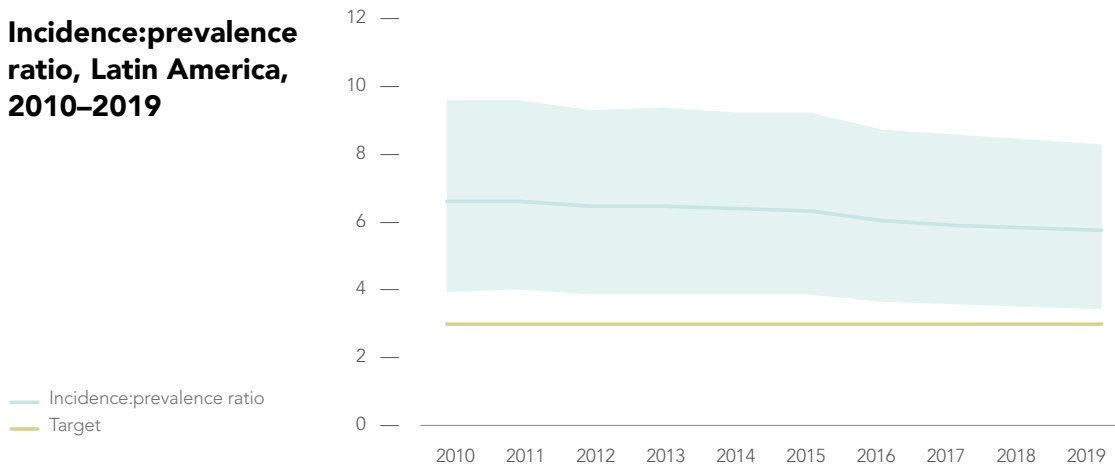
Total population **-8%**

Women and girls **-1%**

Men and boys **-12%**

Source: UNAIDS epidemiological estimates estimates, (see <https://aidsinfo.unaids.org/>).

Incidence:prevalence ratio, Latin America, 2010–2019

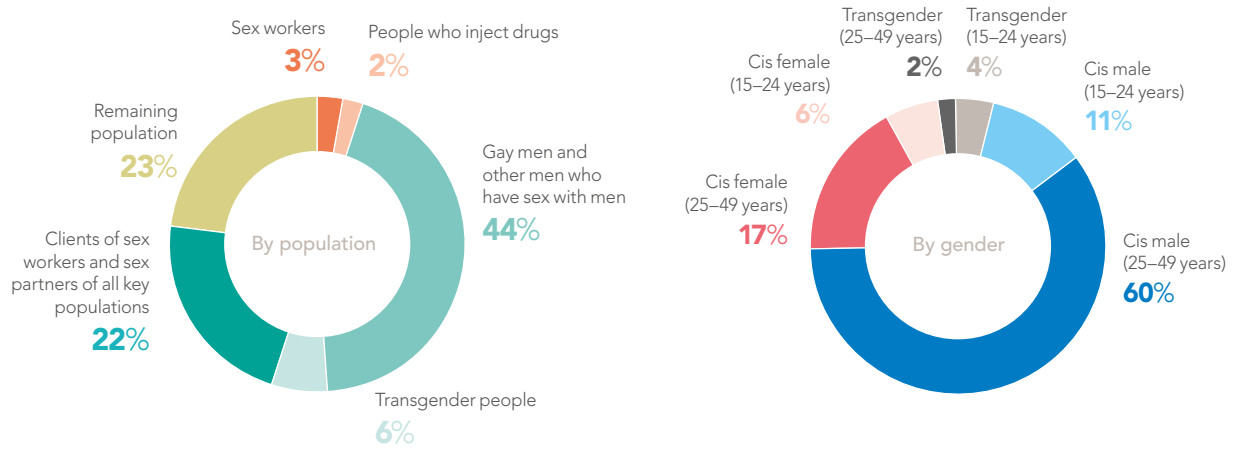


Incidence: prevalence ratio

5.7
[3.5–8.3]

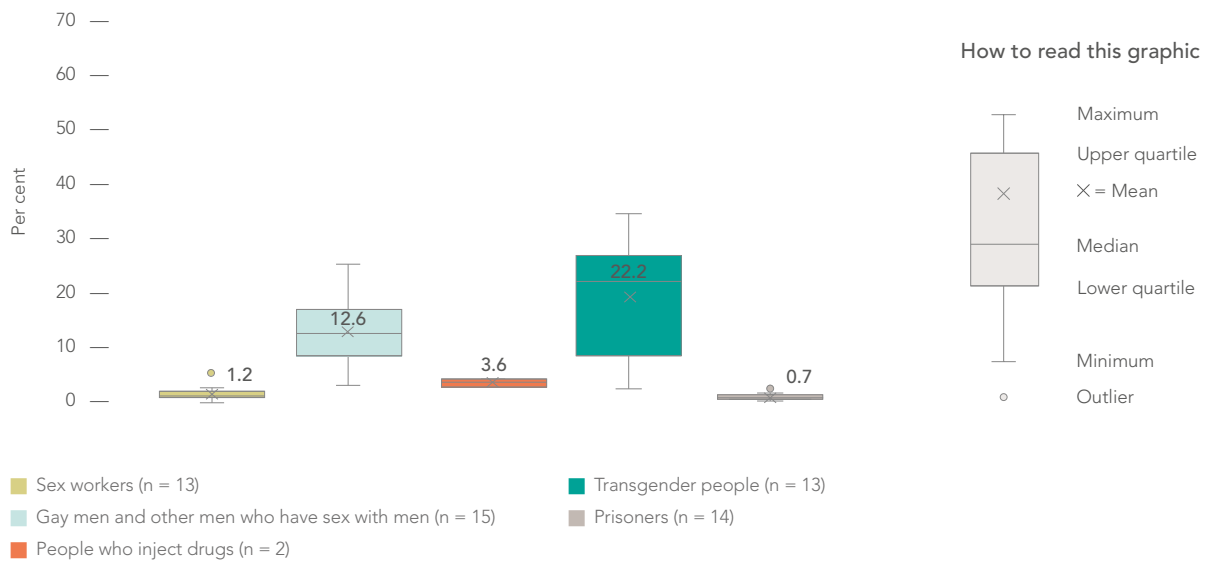
Source: UNAIDS epidemiological estimates, 2020 (see <https://aidsinfo.unaids.org/>).

Distribution of new HIV infections by population (aged 15–49 years), Latin America, 2019



Source: UNAIDS special analysis, 2020 (see methods annex).

HIV prevalence among key populations, Latin America, 2015–2019



Source: UNAIDS Global AIDS Monitoring, 2020 (see <https://aidsinfo.unaids.org/>).
 Note: (n = number of countries reporting)

Estimated size of key populations, Latin America, 2018–2019

	National adult population (15+), 2018	National adult population (15+), 2019	Sex workers	Sex workers as percentage of adult population (15+)	Gay men and other men who have sex with men	Gay men and other men who have sex with men as percentage of adult population (15+)	People who inject drugs	People who inject drugs as percentage of adult population (15+)	Transgender people	Transgender people as percentage of adult population (15+)	Prisoners	Prisoners as percentage of adult population (15+)
Bolivia (Plurinational State of)	7 700 000	7 900 000										
Brazil	164 200 000	166 500 000									760 000	0.46%
Chile	15 400 000	15 600 000									42 000	0.27%
Colombia	38 500 000	39 200 000									120 000	0.32%
Costa Rica	3 850 000	3 950 000									100	0.00%
Mexico	96 800 000	99 000 000	240 000	0.25%	1 200 000	1.23%			120 000	0.12%	200 000	0.20%
Panama	2 970 000	3 060 000										
Paraguay	4 900 000	4 900 000	9100	0.19%	30 000	0.60%						
Peru	23 700 000	24 000 000										
Uruguay	2 770 000	2 780 000	6900	0.25%					1600	0.06%		
Venezuela (Bolivarian Republic of)	20 000 000	20 100 000							15 000	0.07%		

- National population size estimate
- Local population size estimate
- Insufficient data
- No data

Sources: UNAIDS Global AIDS Monitoring, 2020 (see <https://aidsinfo.unaids.org/>); Spectrum Demproj module, 2020.

Note 1: Estimates shown are government-provided estimates reported in 2018–2019. Additional and alternative estimates may be available from different sources, including the Key Populations Atlas (<https://kpatlas.unaids.org/>), academic publications or institutional documents.

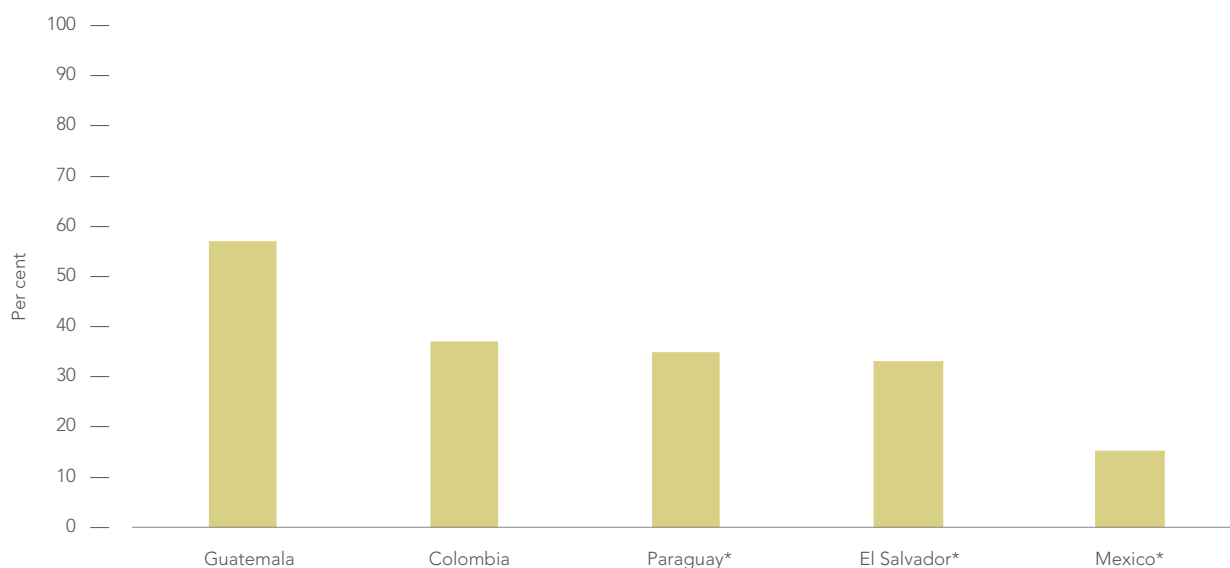
Note 2: The regions covered by the local population size estimates are as follows:
 Colombia Bogotá, Cali and Medellín
 Costa Rica Gran Área Metropolitana
 Panama Azuero, Bocas del Toro, Chiriquí, Coclé, Comarca Ngäbe-Buglé, Panamá Centro, Panamá Este, Panamá Norte, Panamá Oeste and Veraguas



Credit: Orlando SIERRA (AFP) for UNAIDS

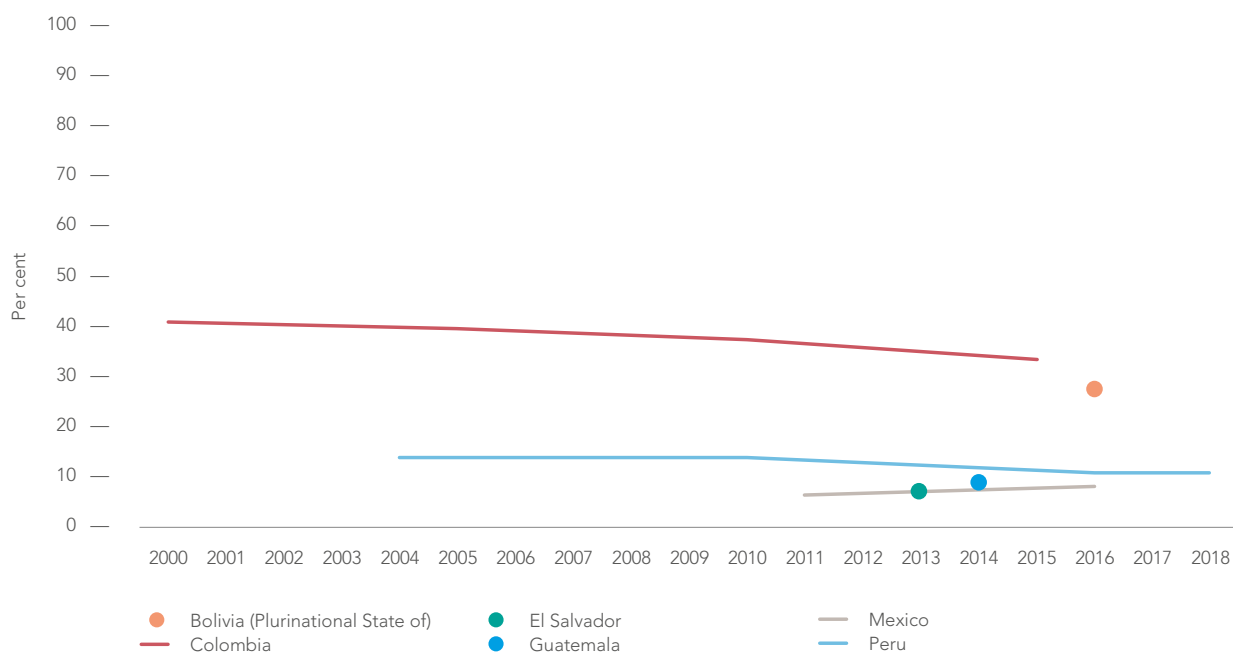
Stigma and discrimination and violence

Percentage of people aged 15 to 49 years who would not purchase vegetables from a shopkeeper living with HIV, countries with available data, Latin America, 2014–2016



*Data are for women only.
Source: Population-based surveys, 2014–2016.

Ever-married or partnered women aged 15 to 49 years who experienced physical and/or sexual violence by an intimate partner in the past 12 months, countries with available data, Latin America, 2000–2018



Source: Population-based surveys, 2000–2018.

Laws and policies

Laws and policies scorecard, Latin America, 2019

	Criminalization of transgender people	Criminalization of sex work	Criminalization of same-sex sexual acts	Drug use or possession for personal use an offence	Parental consent for adolescents to access HIV testing	Spousal consent for married women to access sexual and reproductive health services
Argentina	a	a	a	a	a	a
Bolivia (Plurinational State of)	a	a	a	a	a	a
Brazil	a	a	a	a	n	a
Chile	a	a	f	a	a	a
Colombia	a	a	a	h	a	a
Costa Rica	a	a	a	a	a	a
Ecuador	a	a	a	i	a	a
El Salvador	a	b	a	a	a	a
Guatemala	a	c	a	a	a	a
Honduras	a	a	a	a	a	a
Mexico	a	a	a	j	a	a
Nicaragua	a	d	a	a	a	a
Panama	a	a	a	k	a	a
Paraguay	a	a	a	a	a	a
Peru			g	l	a	a
Uruguay	a	a	a	m	a	a
Venezuela (Bolivarian Republic of)	a	e	g	a	a	a

Criminalization of transgender people

- Criminalized and/or prosecuted
- Neither criminalized nor prosecuted
- Data not available

Criminalization of sex work

- Any criminalization or punitive regulation of sex work
- Sex work is not subject to punitive regulations or is not criminalized
- Issue is determined/differs at the subnational level
- Data not available

Criminalization of same-sex sexual acts

- Death penalty
- Imprisonment or no penalty specified
- Decriminalized
- Data not available

Drug use or possession for personal use an offence

- Compulsory detention for drug offences
- Possession of drugs for personal use or drug use or consumption are not punished by laws or regulations
- Possession of drugs for personal use or drug use or consumption are specified as a criminal offence
- Data not available

Parental consent for adolescents to access HIV testing

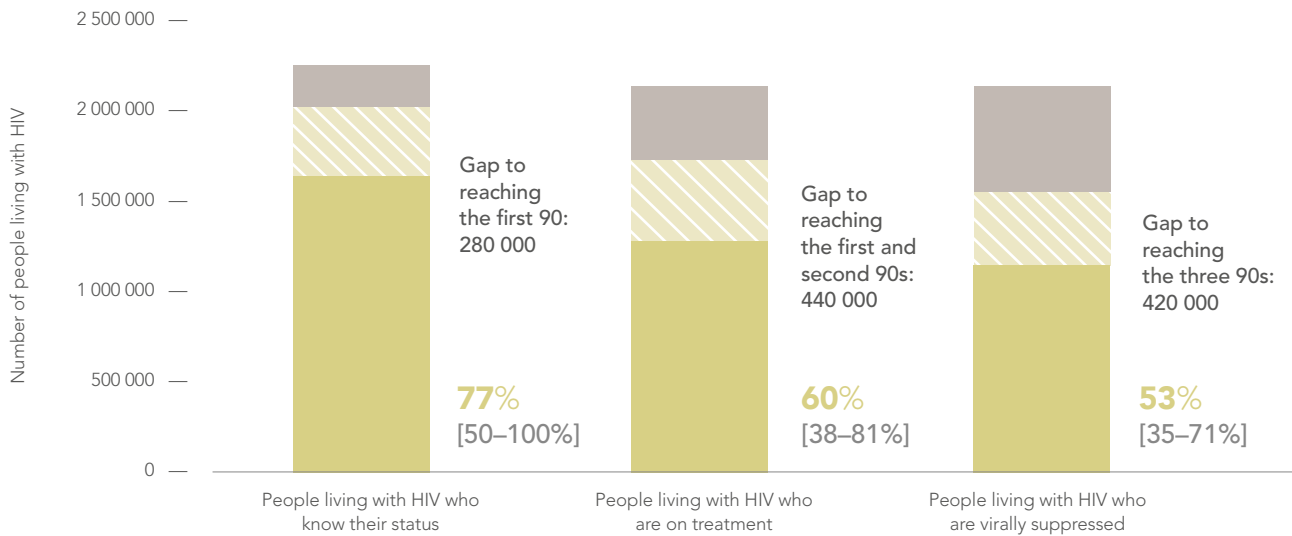
- Yes, for adolescents younger than 18
- Yes, for adolescents younger than 14 or 16
- Yes, for adolescents younger than 12
- No
- Data not available

Spousal consent for married women to access sexual and reproductive health services

- Yes
- No
- Data not available

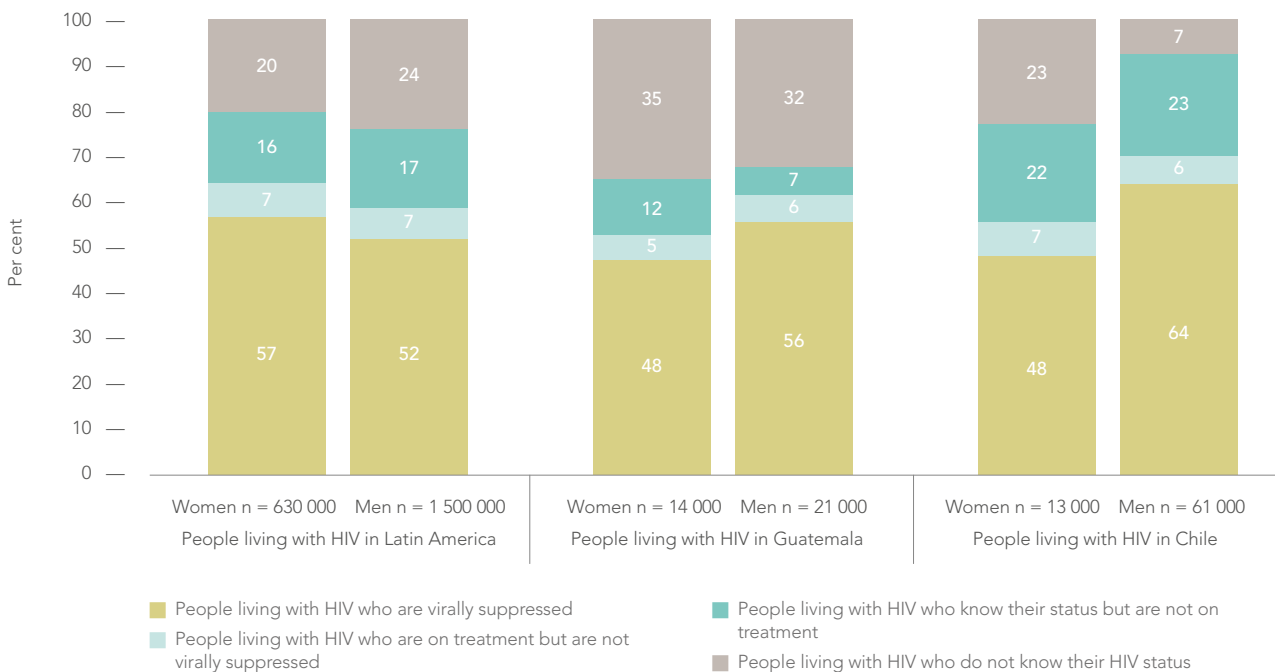
HIV testing and treatment

HIV testing and treatment cascade, Latin America, 2019



Source: UNAIDS special analysis, 2020 (see methods annex).

Estimates of gaps in knowledge of status, HIV treatment and viral suppression among people living with HIV, by sex, Latin America, 2019



Source: UNAIDS epidemiological estimates, 2020 (see <https://aidsinfo.unaids.org/>); UNAIDS Global AIDS Monitoring, 2020 (see <https://aidsinfo.unaids.org/>).

Knowledge of status, treatment coverage and viral suppression in Latin America are higher among women living with HIV than among men living with HIV. Notable exceptions are Chile and Guatemala.

90-90-90 country scorecard: Latin America, 2019

	First 90: percentage of people living with HIV who know their status			Second 90: percentage of people who know their status who are on treatment			Third 90: percentage of people living with HIV on treatment who are virally suppressed			Viral load suppression: percentage of people living with HIV who are virally suppressed		
	All ages	Women (15 years and older)	Men (15 years and older)	All ages	Women (15 years and older)	Men (15 years and older)	All ages	Women (15 years and older)	Men (15 years and older)	All ages	Women (15 years and older)	Men (15 years and older)
Latin America	77	80	76	78	80	77	88	89	88	53	57	52
Argentina												
Bolivia (Plurinational State of)							76	70	78	46	44	46
Brazil	88			78			94			65		
Chile	90	77	93	75	72	75	91	87	92	62	48	64
Colombia	60	53	64	75	81	73						
Costa Rica												
Ecuador	80	85	78	82	81	82	75	79	73	49	54	47
El Salvador	72	72	72	69	68	70						
Guatemala	68	65	68	86	81	90	90	90	90	52	48	56
Honduras	58	67	51	84	85	83	87	86	88	42	49	38
Mexico							89	89	90			
Nicaragua	92	91	93	64	63	64						
Panama												
Paraguay												
Peru	70	70	71	87	97	85						
Uruguay							81	90	75			
Venezuela (Bolivarian Republic of)	62	49	73	64	53	69						

Legend for 90-90-90

95% and above
90-94%
85-89%
70-84%
50-69%
Less than 50%

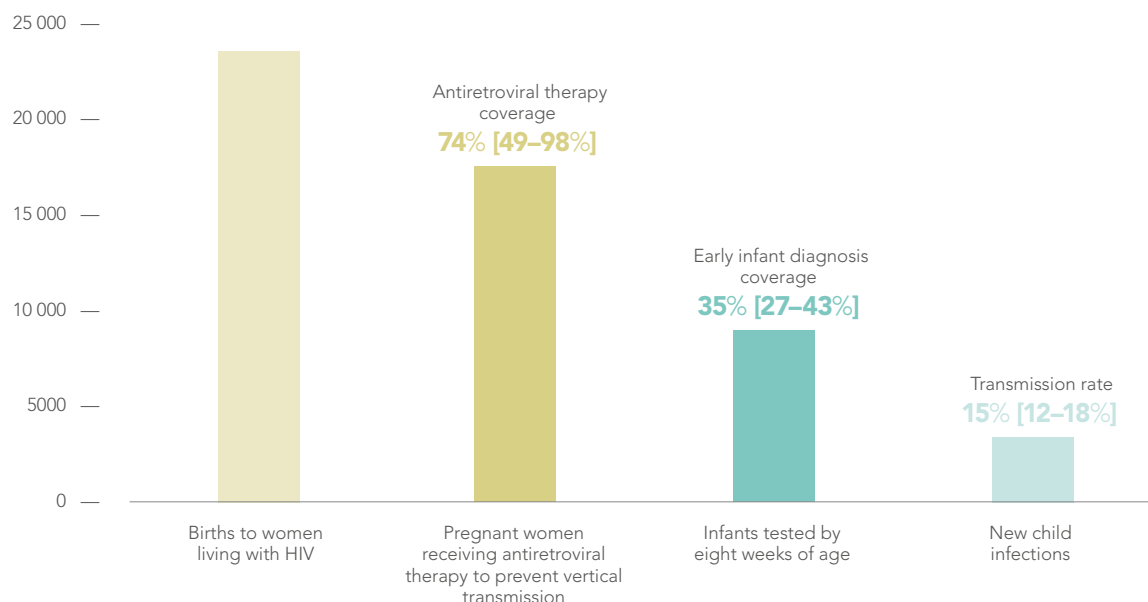
Legend for viral load suppression

86% and above
73-85%
65-72%
40-64%
25-39%
Less than 25%

Source: UNAIDS special analysis, 2020 (see methods annex).
Note: Estimates for 2019 except: Peru and Uruguay (2017).

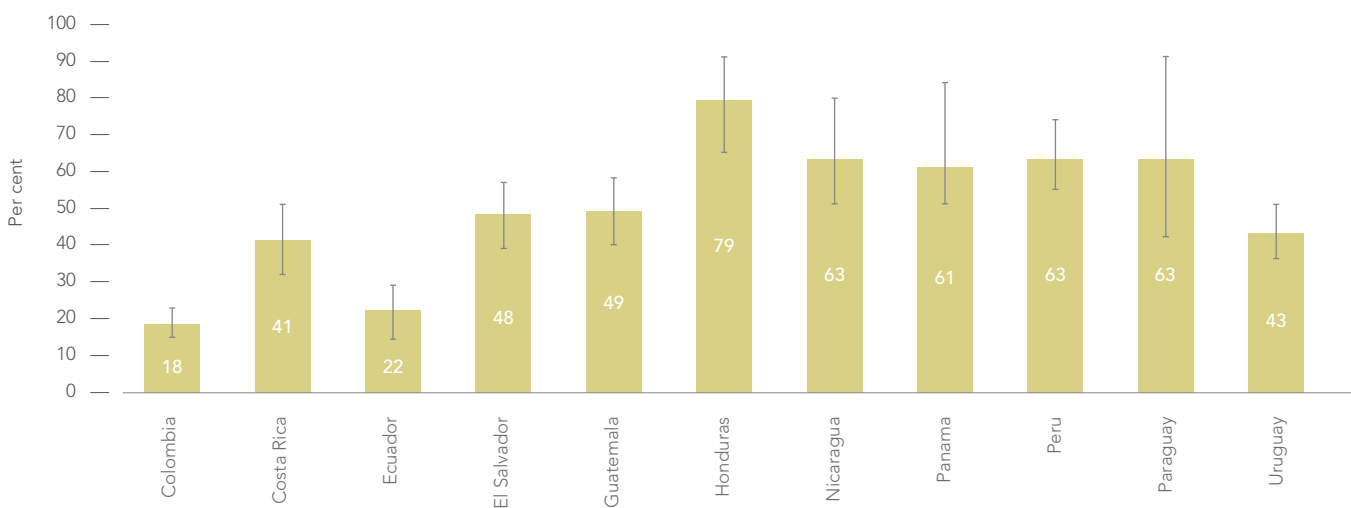
People-centred services

Services for pregnant women living with HIV, early infant diagnosis, number of new vertical infections and transmission rate, Latin America, 2019



Source: UNAIDS epidemiological estimates, 2020 (see <https://aidsinfo.unaids.org/>); UNAIDS Global AIDS Monitoring, 2020 (see <https://aidsinfo.unaids.org/>).

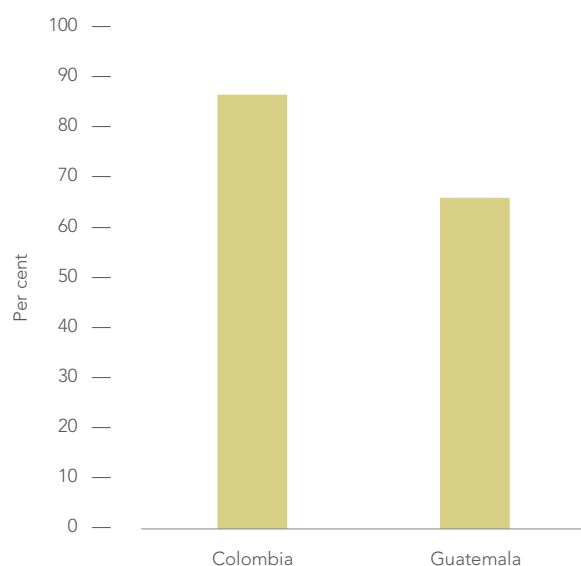
Percentage of infants born to pregnant women living with HIV who received an HIV test within two months of birth, Latin America, 2019



Source: UNAIDS epidemiological estimates, 2020 (see <https://aidsinfo.unaids.org/>); Global Health Observatory [database]. Geneva: WHO; c2020 (<https://www.who.int/data/gho/data/major-themes/universal-health-coverage-major>).

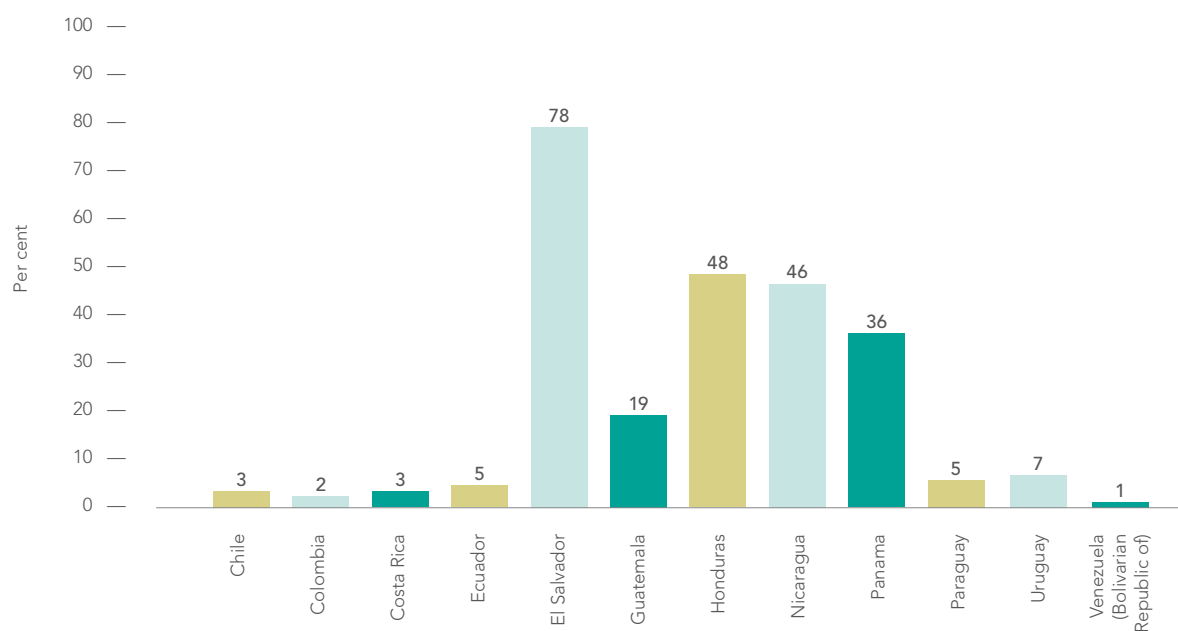
Swift testing of infants exposed to HIV and an immediate start of antiretroviral therapy upon diagnosis are the first steps to ensuring the survival of children who have acquired HIV. Coverage of virological testing for early infant diagnosis in Latin America varies from 79% in Honduras to 18% in Colombia.

Women aged 15 to 49 years who have their demand for family planning satisfied by modern methods, countries with available data, Latin America, 2014–2015



Source: Population-based surveys, 2014–2015.

Proportion of people living with HIV who started preventative treatment for tuberculosis infection, Latin America, 2019



Source: UNAIDS Global AIDS Monitoring, 2020 (see <https://aidsinfo.unaids.org/>).

Tuberculosis is the most common cause of premature death among people living with HIV globally. Despite this heightened risk, large gaps in preventative treatment for tuberculosis infection for people living with HIV exist in many countries of the region.

Investing to end AIDS

Resource availability for HIV by source, 2010–2019, and estimated Fast-Track resource needs in 2020, Latin America



Source: UNAIDS financial estimates, 2020 (see <http://hivfinancial.unaids.org/hivfinancialdashboards.html>).

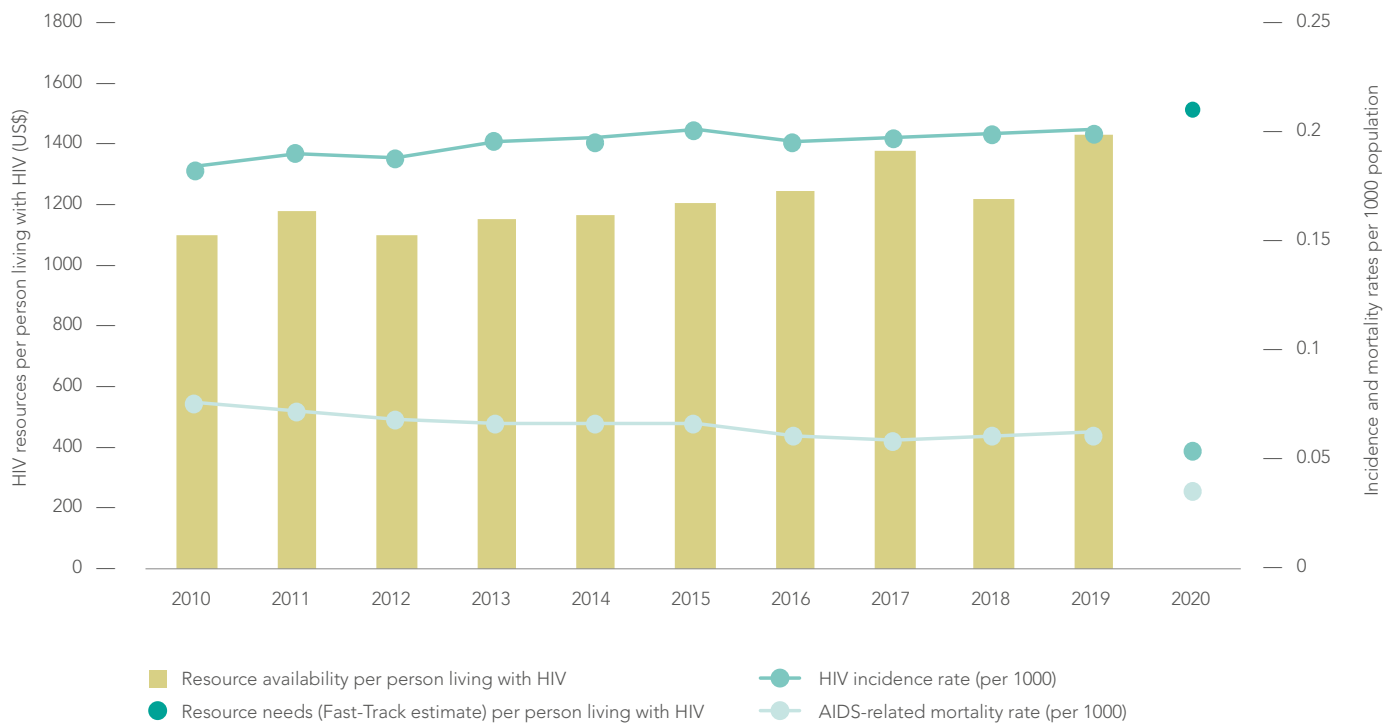
Financing for HIV responses in Latin America has increased steadily since 2010, and by 2019, the resources available had reached 96% of the 2020 target. Domestic sources accounted for 96% of total funding in 2019, while the Global Fund to Fight AIDS, Tuberculosis and Malaria (the Global Fund) accounted for 1%, United States Government bilateral sources accounted for 0.2% and other international sources accounted for 2%.

HIV resource availability from domestic sources almost doubled (a 91% increase) between 2010 and 2019, while contributions from United States

Government bilateral sources and the Global Fund decreased by 71% and 47%, respectively (all trends are measured in 2016 US dollars to control for inflation). Funding from all other international sources increased by 32% during this nine-year period.

The majority of countries in the region have increased their HIV response investments in recent years. Total resource availability for HIV in the region increased 12% between 2017 and 2019 and 21% between 2018 and 2019.

Total HIV resource availability per person living with HIV, HIV incidence and AIDS-related mortality rates in low- and middle-income countries, Latin America, 2010–2019 and 2020 target



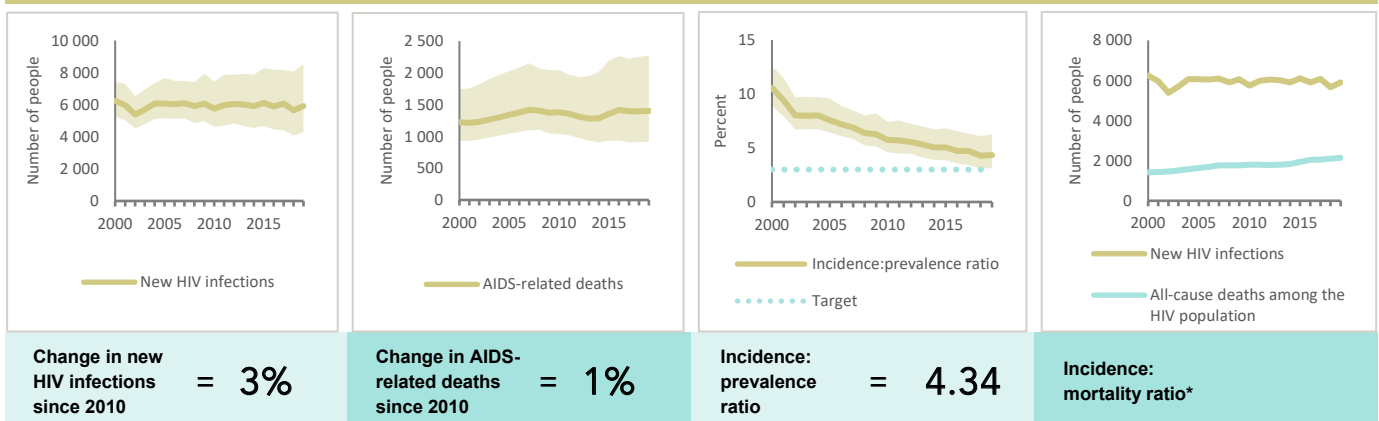
Source UNAIDS financial estimates, 2020 (see <http://hivfinancial.unaids.org/hivfinancialdashboards.html>).
 Note: Resource availability per person living with HIV and resource needs are in constant 2016 US dollars.

ARGENTINA

EPIDEMIC ESTIMATES

	2010	2015	2019
New HIV infections			
New HIV infections (all ages)	5700 [4600–7500]	6100 [4700–8300]	5900 [4300–8500]
New HIV infections (0–14)	... [...–...]	... [...–...]	... [...–...]
New HIV infections (women, 15+)	1700 [1400–2200]	1800 [1300–2400]	1700 [1200–2400]
New HIV infections (men, 15+)	4000 [3100–5100]	4200 [3100–6100]	4100 [2900–5900]
HIV incidence per 1000 population	0.14 [0.12–0.19]	0.14 [0.11–0.2]	0.13 [0.1–0.19]
AIDS-related deaths			
AIDS-related deaths (all ages)	1400 [1000–2000]	1400 [930–2200]	1400 [920–2300]
AIDS-related deaths (0–14)	... [...–...]	... [...–...]	... [...–...]
AIDS-related deaths (women, 15+)	<500 [<500– <500]	<500 [<500– <500]	<500 [<500–500]
AIDS-related deaths (men, 15+)	1000 [730–1500]	1000 [680–1600]	1100 [660–1700]
People living with HIV			
People living with HIV (all ages)	100 000 [87 000–120 000]	120 000 [110 000–140 000]	140 000 [120 000–160 000]
People living with HIV (0–14)	... [...–...]	... [...–...]	... [...–...]
People living with HIV (women, 15+)	31 000 [27 000–36 000]	38 000 [33 000–44 000]	44 000 [37 000–50 000]
People living with HIV (men, 15+)	67 000 [57 000–80 000]	81 000 [70 000–97 000]	91 000 [77 000–110 000]
HIV prevalence (15–49)	0.4 [0.3–0.4]	0.4 [0.3–0.5]	0.4 [0.3–0.5]

EPIDEMIC TRANSITION METRICS



* The incidence:mortality ratio is not published if the country has not achieved antiretroviral therapy coverage of 81% or higher (the testing and treatment target for 2020).

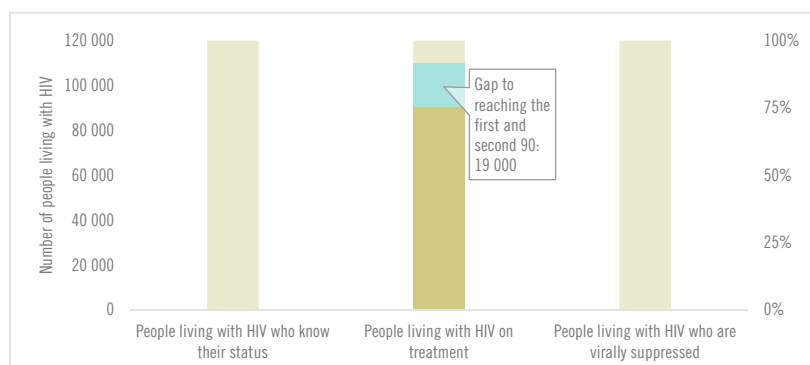
EXPENDITURES

	Financing sources					Total
	Domestic private	Domestic public	International: PEPFAR	International: Global Fund	International: all others	
Last available report: 2016	US\$ 1 860 000	US\$ 625 340 000	US\$ 627 390 000

Note: Global AIDS Monitoring report was not available at the time of publication.

COUNTRY DATA

HIV TESTING AND TREATMENT CASCADE



All ages	...% [...-...%]	67% [57–79%] 90 769	...% [...-...%]
Children (0–14)	...% [...-...%]	...% [...-...%] 1 800	...% [...-...%]
Women (15+)	...% [...-...%]	75% [64–87%] 32 778	...% [...-...%]
Men (15+)	...% [...-...%]	62% [52–74%] 56 191	...% [...-...%]

ELIMINATION OF MOTHER-TO-CHILD TRANSMISSION

	2010	2019
Percentage of pregnant women living with HIV accessing antiretroviral medicines	...% [...-...%]	...% [...-...%]
Final vertical transmission rate including during breastfeeding	...% [...-...%]	...% [...-...%]
Early infant diagnosis	...% [...-...%]	...% [...-...%]

EPIDEMIC ESTIMATES

	2010	2015	2019
New HIV infections			
New HIV infections (all ages)	1100 [820–1400]	1100 [820–1400]	940 [700–1300]
New HIV infections (0–14)	<100 [<100– <100]	<100 [<100– <100]	<100 [<100– <100]
New HIV infections (women, 15+)	<500 [<200– <500]	<500 [<500– <500]	<500 [<200– <500]
New HIV infections (men, 15+)	770 [600–1000]	720 [540–970]	630 [<500–860]
HIV incidence per 1000 population	0.11 [0.08–0.14]	0.1 [0.08–0.13]	0.08 [0.06–0.11]
AIDS-related deaths			
AIDS-related deaths (all ages)	1300 [1100–1600]	<500 [<500–590]	<200 [<200– <500]
AIDS-related deaths (0–14)	<100 [<100– <200]	<100 [<100– <100]	<100 [<100– <100]
AIDS-related deaths (women, 15+)	<500 [<500– <500]	<100 [<100– <200]	<100 [<100– <100]
AIDS-related deaths (men, 15+)	840 [660–1100]	<500 [<500– <500]	<200 [<100– <200]
People living with HIV			
People living with HIV (all ages)	16 000 [12 000–19 000]	17 000 [14 000–21 000]	19 000 [16 000–23 000]
People living with HIV (0–14)	1100 [870–1400]	670 [550–820]	<500 [<500–610]
People living with HIV (women, 15+)	4300 [3500–5300]	4900 [4100–5800]	5800 [4800–7000]
People living with HIV (men, 15+)	10 000 [7700–13 000]	11 000 [9200–14 000]	13 000 [11 000–16 000]
HIV prevalence (15–49)	0.2 [0.2–0.3]	0.2 [0.2–0.3]	0.2 [0.2–0.3]

LAWS AND POLICIES

Laws criminalizing the transmission of, non-disclosure of or exposure to HIV transmission	Yes
Criminalization of sex work among consenting adults	Sex work is not subject to punitive regulations or is not criminalized
Criminalization of same-sex sexual acts	No specific legislation
Drug use or possession for personal use is an offence	Possession of drugs for personal use or drug use and/or consumption are specified as criminal offences
Criminalization of transgender people	Neither criminalized nor prosecuted
Laws or policies restricting the entry, stay and residence of people living with HIV	No
Parental consent for adolescents to access HIV testing	Yes, for adolescents younger than 18 years
Spousal consent for married women to access sexual and reproductive health services	Yes
Mandatory HIV testing for marriage, work or residence permits or for certain groups	No

STIGMA AND DISCRIMINATION

Percentage of women and men aged 15–49 years who report discriminatory attitudes towards people living with HIV

Percentage of people living with HIV denied health services because of their HIV status in the last 12 months

Percentage of people living with HIV who reported a health-care professional told others about their HIV status without their consent

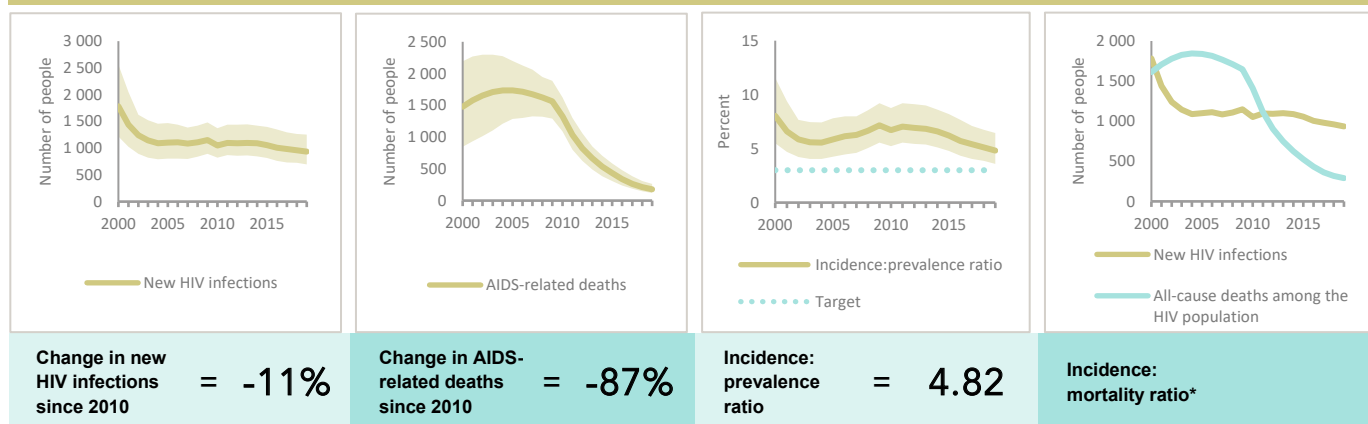
VIOLENCE

Proportion of ever-married or partnered women aged 15–49 years who experienced physical or sexual violence from a male intimate partner in the past 12 months **2016**
39.4

EXPENDITURES

	Financing sources					Total
	Domestic private	Domestic public	International: PEPFAR	International: Global Fund	International: all others	
Last available report: 2012	US\$ 2 112 301	US\$ 4 786 726	...	US\$ 3 549 926	US\$ 97 951	US\$ 11 768 762

EPIDEMIC TRANSITION METRICS



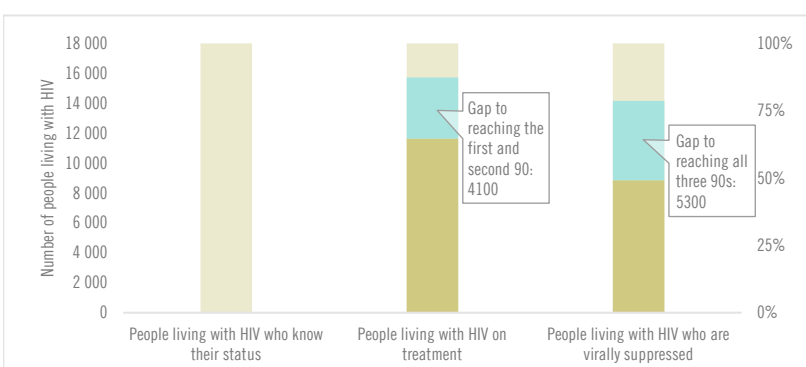
* The incidence:mortality ratio is not published if the country has not achieved antiretroviral therapy coverage of 81% or higher (the testing and treatment target for 2020).

KEY POPULATIONS

	Sex workers	Men who have sex with men	People who inject drugs	Transgender people	Prisoners
Estimated size of population
HIV prevalence	...	25.4%	...	22.6%	1.1%
HIV testing and status awareness	63.8%**	...
Antiretroviral therapy coverage	32.0%
Condom use	...	66.0%	...	80.0%	...
Coverage of HIV prevention programmes	...	33.9%	...	55.3%	...
Avoidance of health care because of stigma and discrimination
Expenditures in US\$

** Programme data—not representative; includes people with negative results.

HIV TESTING AND TREATMENT CASCADE



	...	60% [50–72%] 11 639	46% [38–54%]
All ages	...% [...-...%]		
Children (0–14)	...% [...-...%]	59% [46–74%] 281	55% [43–69%]
Women (15+)	...% [...-...%]	63% [52–76%] 3 635	44% [36–53%]
Men (15+)	...% [...-...%]	59% [49–72%] 7 723	46% [38–56%]

ELIMINATION OF MOTHER-TO-CHILD TRANSMISSION

	2010	2019
Percentage of pregnant women living with HIV accessing antiretroviral medicines	41% [33–50%]	84% [71–98%]
Final vertical transmission rate including during breastfeeding	20% [16–24%]	13% [10–16%]
Early infant diagnosis	46.7% [38.3–58.1%]	...% [...-...%]

HIV COMORBIDITIES

Estimated number of incident tuberculosis cases among people living with HIV (2018)	540 [340–770]
People living with HIV who started TB preventive therapy (2018)	...
Cervical cancer screening of women living with HIV	...
People coinfectd with HIV and hepatitis C virus starting hepatitis C treatment	...

HIV PREVENTION

Adults aged 15+ years with unsuppressed viral load	0.1%
Knowledge of HIV prevention among young people aged 15–24 years	...
— Women	...
— Men	...
Condom use at last sex with a non-marital, non-cohabiting partner among people aged 15–49 years	...
— Women	...
— Men	...
Women aged 15–49 years who have their demand for family planning satisfied by modern methods	...
Men aged 15–49 years who are circumcised	Not applicable
Voluntary medical male circumcisions performed according to national standards	Not applicable
People who received PrEP at least once during the reporting period	...
Harm reduction	...
— Use of sterile injecting equipment at last injection	...
— Needles and syringes distributed per person who injects	...
— Coverage of opioid substitution therapy	...
— Naloxone available (2019)	No
— Safe injection rooms available (2019)	No

BRAZIL

COUNTRY DATA

EPIDEMIC ESTIMATES

	2010	2015	2019
New HIV infections			
New HIV infections (all ages)	41 000 [19 000–60 000]	50 000 [24 000–74 000]	48 000 [23 000–71 000]
New HIV infections (0–14)	... [...-...]	... [...-...]	... [...-...]
New HIV infections (women, 15+)	... [...-...]	... [...-...]	... [...-...]
New HIV infections (men, 15+)	... [...-...]	... [...-...]	... [...-...]
HIV incidence per 1000 population	0.21 [0.1–0.31]	0.25 [0.12–0.37]	0.23 [0.11–0.34]
AIDS-related deaths			
AIDS-related deaths (all ages)	15 000 [6700–23 000]	16 000 [7200–25 000]	14 000 [6300–21 000]
AIDS-related deaths (0–14)	... [...-...]	... [...-...]	... [...-...]
AIDS-related deaths (women, 15+)	... [...-...]	... [...-...]	... [...-...]
AIDS-related deaths (men, 15+)	... [...-...]	... [...-...]	... [...-...]
People living with HIV			
People living with HIV (all ages)	670 000 [310 000–970 000]	800 000 [370 000–1 200 000]	920 000 [420 000–1 300 000]
People living with HIV (0–14)	... [...-...]	... [...-...]	... [...-...]
People living with HIV (women, 15+)	... [...-...]	... [...-...]	... [...-...]
People living with HIV (men, 15+)	... [...-...]	... [...-...]	... [...-...]
HIV prevalence (15–49)	0.5 [0.2–0.7]	0.5 [0.2–0.8]	0.5 [0.3–0.8]

LAWS AND POLICIES

Laws criminalizing the transmission of, non-disclosure of or exposure to HIV transmission	No
Criminalization of sex work among consenting adults	Any criminalization or punitive regulation of sex work
Criminalization of same-sex sexual acts	Laws penalizing same-sex sexual acts have been decriminalized or never existed
Drug use or possession for personal use is an offence	Possession of drugs for personal use or drug use and/or consumption are specified as non-criminal offences
Criminalization of transgender people	Neither criminalized nor prosecuted
Laws or policies restricting the entry, stay and residence of people living with HIV	No
Parental consent for adolescents to access HIV testing	Yes, for adolescents younger than 12 years
Spousal consent for married women to access sexual and reproductive health services	No
Mandatory HIV testing for marriage, work or residence permits or for certain groups	No

STIGMA AND DISCRIMINATION

Percentage of women and men aged 15–49 years who report discriminatory attitudes towards people living with HIV

Percentage of people living with HIV denied health services because of their HIV status in the last 12 months

Percentage of people living with HIV who reported a health-care professional told others about their HIV status without their consent

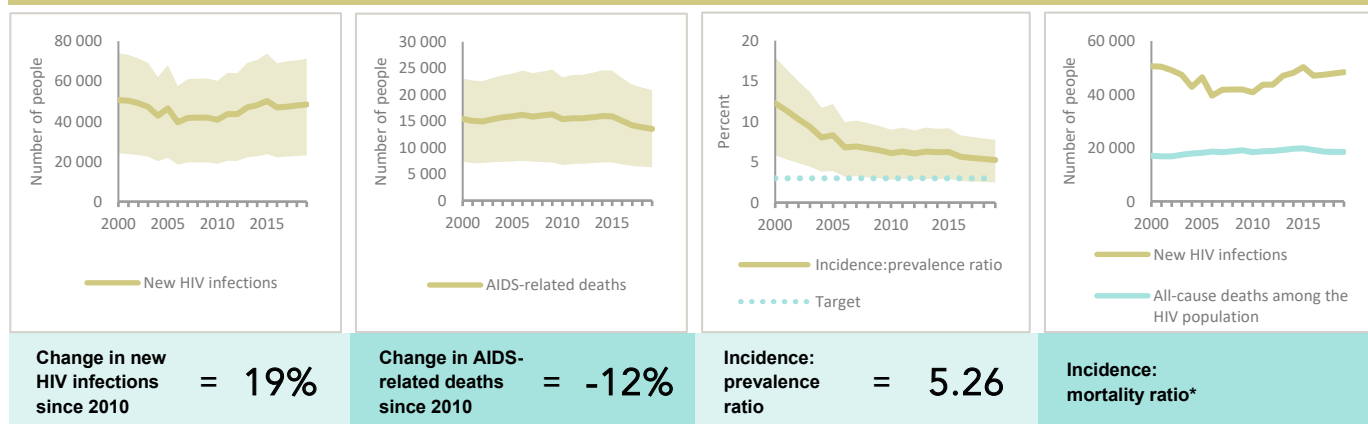
VIOLENCE

Proportion of ever-married or partnered women aged 15–49 years who experienced physical or sexual violence from a male intimate partner in the past 12 months

EXPENDITURES

	Financing sources					Total
	Domestic private	Domestic public	International: PEPFAR	International: Global Fund	International: all others	
Last available report: 2019	US\$ 0	US\$ 676 781 247	US\$ 0	US\$ 0	US\$ 0	US\$ 676 781 247

EPIDEMIC TRANSITION METRICS

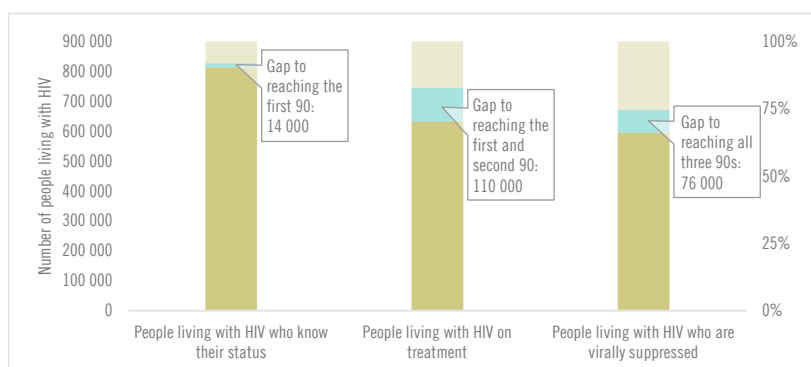


* The incidence:mortality ratio is not published if the country has not achieved antiretroviral therapy coverage of 81% or higher (the testing and treatment target for 2020).

KEY POPULATIONS

	Sex workers	Men who have sex with men	People who inject drugs	Transgender people	Prisoners
Estimated size of population	760 000
HIV prevalence	5.3%	18.3%	...	30.0%	...
HIV testing and status awareness	52.3%	72.6%	...	76.9%	...
Antiretroviral therapy coverage
Condom use	...	64.3%	...	70.8%	...
Coverage of HIV prevention programmes	22.4%	29.8%	...	59.3%	...
Avoidance of health care because of stigma and discrimination	...	17.3%
Expenditures in US\$

HIV TESTING AND TREATMENT CASCADE



	88% [41–100%]	69% [32–100%] 631 386	65% [30–94%]
All ages			
Children (0–14)	...% [...–...%]	...% [...–...%]% [...–...%]
Women (15+)	...% [...–...%]	...% [...–...%]% [...–...%]
Men (15+)	...% [...–...%]	...% [...–...%]% [...–...%]

ELIMINATION OF MOTHER-TO-CHILD TRANSMISSION

	2010	2019
Percentage of pregnant women living with HIV accessing antiretroviral medicines	...% [...–...%]	...% [...–...%]
Final vertical transmission rate including during breastfeeding	...% [...–...%]	...% [...–...%]
Early infant diagnosis	...% [...–...%]	...% [...–...%]

HIV COMORBIDITIES

Estimated number of incident tuberculosis cases among people living with HIV (2018)	11 000 [9300 –13 000]
People living with HIV who started TB preventive therapy (2018)	...
Cervical cancer screening of women living with HIV	...
People coinfectd with HIV and hepatitis C virus starting hepatitis C treatment	...

HIV PREVENTION

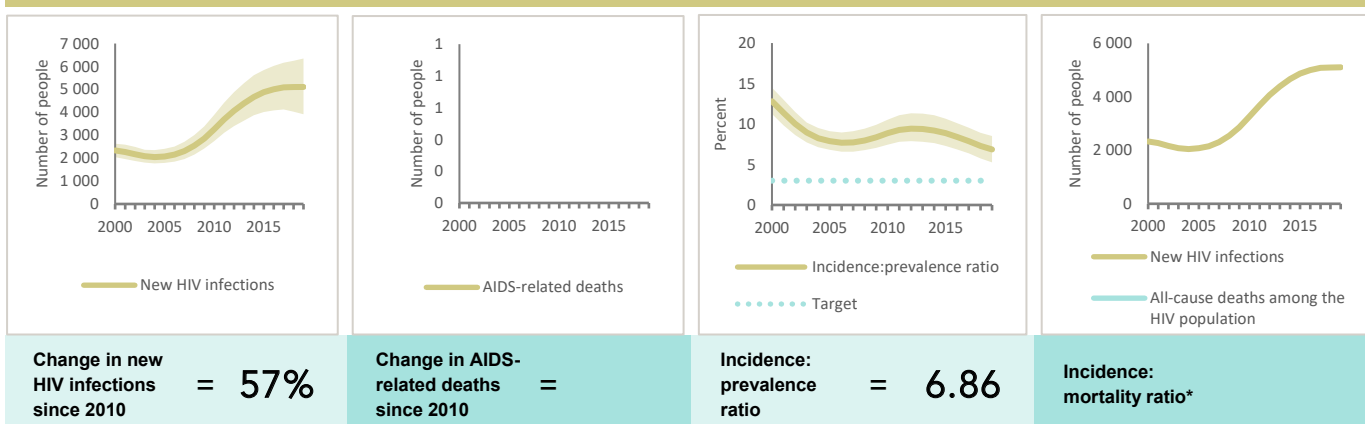
Adults aged 15+ years with unsuppressed viral load	...
Knowledge of HIV prevention among young people aged 15–24 years	...
— Women	...
— Men	...
Condom use at last sex with a non-marital, non-cohabiting partner among people aged 15–49 years	...
— Women	...
— Men	...
Women aged 15–49 years who have their demand for family planning satisfied by modern methods	...
Men aged 15–49 years who are circumcised	Not applicable
Voluntary medical male circumcisions performed according to national standards	Not applicable
People who received PrEP at least once during the reporting period (2019)	15 074
Harm reduction	...
— Use of sterile injecting equipment at last injection	...
— Needles and syringes distributed per person who injects	...
— Coverage of opioid substitution therapy	...
— Naloxone available (2019)	No
— Safe injection rooms available (2019)	No

CHILE

EPIDEMIC ESTIMATES

	2010	2015	2019
New HIV infections			
New HIV infections (all ages)	3300 [2700–3900]	4900 [4000–5800]	5100 [3900–6300]
New HIV infections (0–14)	<100 [<100– <100]	<100 [<100– <100]	<100 [<100– <100]
New HIV infections (women, 15+)	550 [<500–640]	880 [750–1000]	1000 [840–1300]
New HIV infections (men, 15+)	2700 [2200–3300]	4000 [3100–4900]	4000 [3000–5200]
HIV incidence per 1000 population	0.19 [0.16–0.23]	0.27 [0.22–0.32]	0.27 [0.21–0.33]
AIDS-related deaths			
AIDS-related deaths (all ages)	... [...–...]	... [...–...]	... [...–...]
AIDS-related deaths (0–14)	... [...–...]	... [...–...]	... [...–...]
AIDS-related deaths (women, 15+)	... [...–...]	... [...–...]	... [...–...]
AIDS-related deaths (men, 15+)	... [...–...]	... [...–...]	... [...–...]
People living with HIV			
People living with HIV (all ages)	37 000 [32 000–41 000]	55 000 [48 000–62 000]	74 000 [64 000–85 000]
People living with HIV (0–14)	<500 [<500– <500]	<500 [<500– <500]	<500 [<200– <500]
People living with HIV (women, 15+)	6200 [5600–6900]	9500 [8500–10 000]	13 000 [12 000–15 000]
People living with HIV (men, 15+)	30 000 [26 000–35 000]	45 000 [39 000–52 000]	61 000 [52 000–70 000]
HIV prevalence (15–49)	0.3 [0.3–0.4]	0.4 [0.4–0.5]	0.5 [0.5–0.6]

EPIDEMIC TRANSITION METRICS



* The incidence:mortality ratio is not published if the country has not achieved antiretroviral therapy coverage of 81% or higher (the testing and treatment target for 2020).

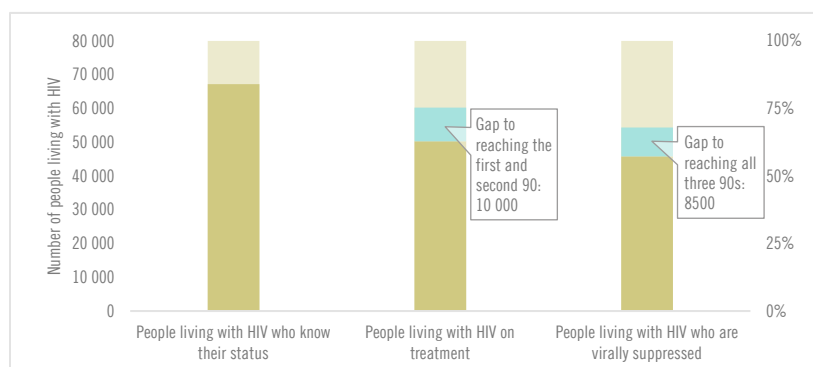
EXPENDITURES

	Financing sources					Total
	Domestic private	Domestic public	International: PEPFAR	International: Global Fund	International: all others	
Last available report: 2019	US\$ 120 172 875	US\$ 205 742 308	US\$ 0	US\$ 0	US\$ 14 298	US\$ 325 931 502

Note: Global AIDS Monitoring report was not available at the time of publication.

COUNTRY DATA

HIV TESTING AND TREATMENT CASCADE



All ages	90% [78–100%]	68% [58–77%] 50 270	62% [53–70%]
Children (0–14)	77% [67–88%]	68% [59–78%] 152	68% [59–78%]
Women (15+)	77% [69–86%]	55% [49–62%] 7 282	48% [43–54%]
Men (15+)	93% [79–100%]	70% [60–81%] 42 836	64% [55–74%]

ELIMINATION OF MOTHER-TO-CHILD TRANSMISSION

	2010	2019
Percentage of pregnant women living with HIV accessing antiretroviral medicines	82% [72–92%]	96% [85–100%]
Final vertical transmission rate including during breastfeeding	15% [14–17%]	7% [6–8%]
Early infant diagnosis	...% [...–...%]	...% [...–...%]

COLOMBIA

COUNTRY DATA

EPIDEMIC ESTIMATES

	2010	2015	2019
New HIV infections			
New HIV infections (all ages)	12 000 [8700–15 000]	12 000 [8400–17 000]	12 000 [8400–20 000]
New HIV infections (0–14)	... [...-...]	... [...-...]	... [...-...]
New HIV infections (women, 15+)	2400 [1700–3200]	2700 [1800–4000]	3000 [1900–4700]
New HIV infections (men, 15+)	8400 [6200–11 000]	8500 [5900–12 000]	8500 [5600–14 000]
HIV incidence per 1000 population	0.26 [0.19–0.33]	0.26 [0.18–0.36]	0.25 [0.17–0.39]
AIDS-related deaths			
AIDS-related deaths (all ages)	7400 [5900–9500]	3700 [2600–5300]	4100 [2500–6400]
AIDS-related deaths (0–14)	... [...-...]	... [...-...]	... [...-...]
AIDS-related deaths (women, 15+)	1600 [1300–2000]	630 [<500–930]	900 [<500–1500]
AIDS-related deaths (men, 15+)	5300 [4000–7000]	2500 [1700–3700]	2500 [1500–4000]
People living with HIV			
People living with HIV (all ages)	130 000 [110 000–160 000]	160 000 [130 000–200 000]	200 000 [160 000–250 000]
People living with HIV (0–14)	... [...-...]	... [...-...]	... [...-...]
People living with HIV (women, 15+)	30 000 [25 000–36 000]	39 000 [32 000–46 000]	48 000 [38 000–59 000]
People living with HIV (men, 15+)	96 000 [78 000–110 000]	120 000 [99 000–150 000]	150 000 [120 000–180 000]
HIV prevalence (15–49)	0.4 [0.4–0.5]	0.5 [0.4–0.6]	0.5 [0.4–0.6]

LAWS AND POLICIES

Laws criminalizing the transmission of, non-disclosure of or exposure to HIV transmission	Yes
Criminalization of sex work among consenting adults	Sex work is not subject to punitive regulations or is not criminalized
Criminalization of same-sex sexual acts	Laws penalizing same-sex sexual acts have been decriminalized or never existed
Drug use or possession for personal use is an offence	Possession of drugs for personal use or drug use or consumption is specified as a non-criminal offence
Criminalization of transgender people	Neither criminalized nor prosecuted
Laws or policies restricting the entry, stay and residence of people living with HIV	No
Parental consent for adolescents to access HIV testing	Yes, for adolescents younger than 14 years
Spousal consent for married women to access sexual and reproductive health services	No
Mandatory HIV testing for marriage, work or residence permits or for certain groups	No

STIGMA AND DISCRIMINATION

Percentage of women and men aged 15–49 years who report discriminatory attitudes towards people living with HIV (2010 refers to women only)	2010	2015
	44.7	37.2

Percentage of people living with HIV denied health services because of their HIV status in the last 12 months

Percentage of people living with HIV who reported a health-care professional told others about their HIV status without their consent

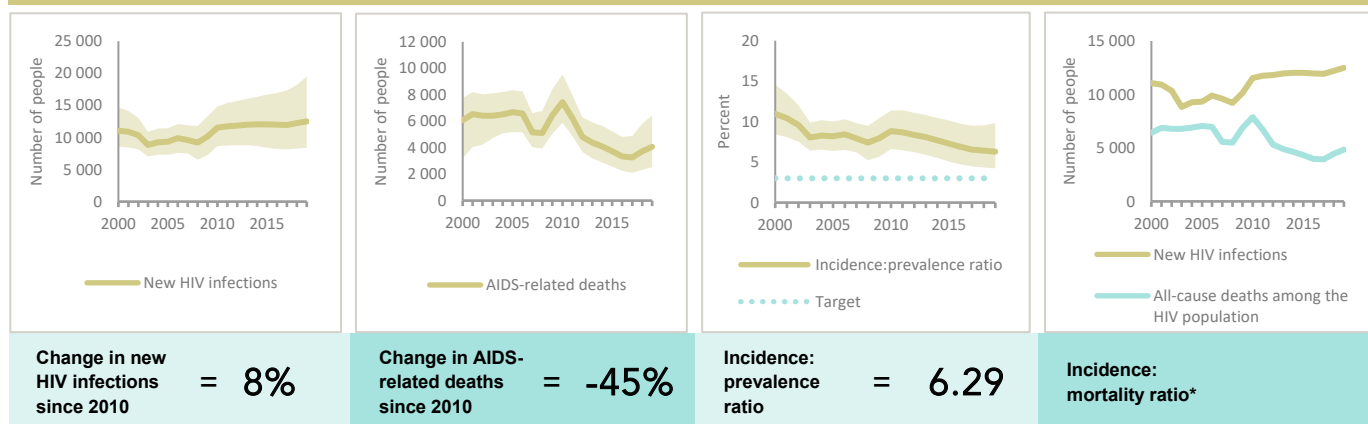
VIOLENCE

Proportion of ever-married or partnered women aged 15–49 years who experienced physical or sexual violence from a male intimate partner in the past 12 months	2010	2015
	37.4	33.3

EXPENDITURES

	Financing sources					Total
	Domestic private	Domestic public	International: PEPFAR	International: Global Fund	International: all others	
Last available report: 2013	US\$ 34 547 857	US\$ 84 674 170	US\$ 119 528 046

EPIDEMIC TRANSITION METRICS



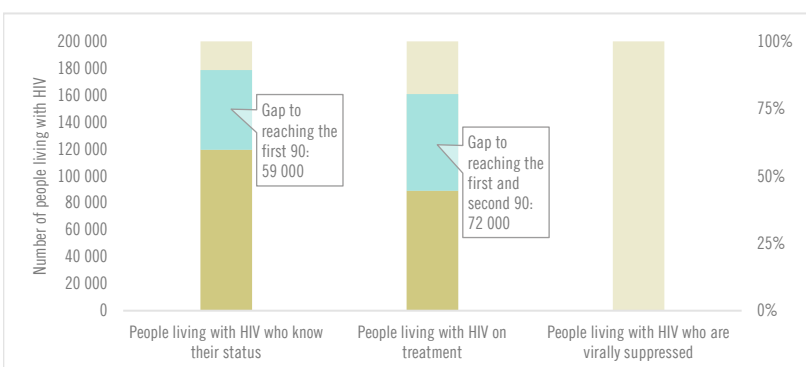
* The incidence:mortality ratio is not published if the country has not achieved antiretroviral therapy coverage of 81% or higher (the testing and treatment target for 2020).

KEY POPULATIONS

	Sex workers	Men who have sex with men	People who inject drugs	Transgender people	Prisoners
Estimated size of population	120 000
HIV prevalence	1.2%	17.0%	2.8%	21.4%	0.7%
HIV testing and status awareness	90.6%	33.0%	68.1%**	38.4%**	...
Antiretroviral therapy coverage	72.1%	89.2%	...	78.6%	91.8%
Condom use	98.3%	17.0%	35.8%	74.6%	...
Coverage of HIV prevention programmes	...	38.0%
Avoidance of health care because of stigma and discrimination
Expenditures in US\$ (2016)	...	414 142

** Programme data—not representative; includes people with negative results.

HIV TESTING AND TREATMENT CASCADE



	60% [49–75%]	45% [36–56%] 89 022	...% [...–...%]
All ages			
Children (0–14)	...% [...–...%]	...% [...–...%]	...% [...–...%]
Women (15+)	53% [42–65%]	43% [34–53%] 20 832	...% [...–...%]
Men (15+)	64% [52–80%]	46% [37–58%] 67 436	...% [...–...%]

ELIMINATION OF MOTHER-TO-CHILD TRANSMISSION

	2010	2019
Percentage of pregnant women living with HIV accessing antiretroviral medicines	...% [...–...%]	...% [...–...%]
Final vertical transmission rate including during breastfeeding	...% [...–...%]	...% [...–...%]
Early infant diagnosis	...% [...–...%]	...% [...–...%]

HIV COMORBIDITIES

Estimated number of incident tuberculosis cases among people living with HIV (2018)	2100 [1600–2700]
People living with HIV who started TB preventive therapy (2018)	0.9%
Cervical cancer screening of women living with HIV	...
People coinfecting with HIV and hepatitis C virus starting hepatitis C treatment (2018)	82.4%

HIV PREVENTION

Adults aged 15+ years with unsuppressed viral load	...
Knowledge of HIV prevention among young people aged 15–24 years (2015)	
— Women	31.63%
— Men	28.52%

Condom use at last sex with a non-marital, non-cohabiting partner among people aged 15–49 years (2015)	
— Women	42.4%
— Men	70.5%

Women aged 15–49 years who have their demand for family planning satisfied by modern methods (2015)	86.6%
---	-------

Men aged 15–49 years who are circumcised	Not applicable
--	----------------

Voluntary medical male circumcisions performed according to national standards	Not applicable
--	----------------

People who received PrEP at least once during the reporting period	...
--	-----

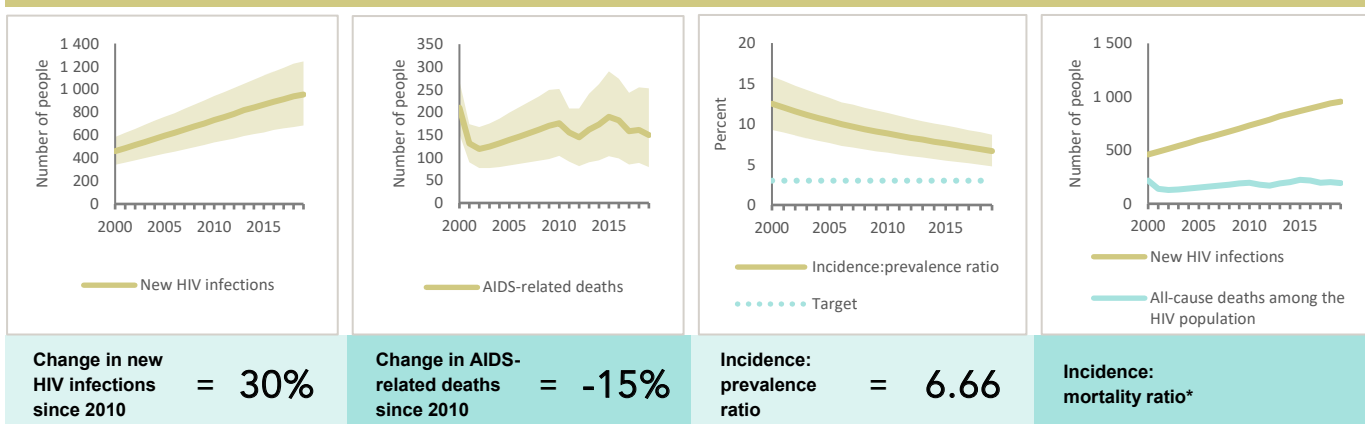
Harm reduction	
— Use of sterile injecting equipment at last injection	...
— Needles and syringes distributed per person who injects (2019)	22
— Coverage of opioid substitution therapy	...
— Naloxone available (2019)	No
— Safe injection rooms available (2019)	No

COSTA RICA

EPIDEMIC ESTIMATES

	2010	2015	2019
New HIV infections			
New HIV infections (all ages)	730 [540–940]	870 [630–1100]	960 [680–1200]
New HIV infections (0–14)	<100 [<100– <100]	<100 [<100– <100]	<100 [<100– <100]
New HIV infections (women, 15+)	<500 [<200– <500]	<500 [<200– <500]	<500 [<200– <500]
New HIV infections (men, 15+)	500 [<500–650]	590 [<500–790]	650 [<500–900]
HIV incidence per 1000 population	0.16 [0.12–0.21]	0.18 [0.13–0.24]	0.19 [0.14–0.25]
AIDS-related deaths			
AIDS-related deaths (all ages)	<200 [<200– <500]	<200 [<200– <500]	<200 [<100– <500]
AIDS-related deaths (0–14)	<100 [<100– <100]	<100 [<100– <100]	<100 [<100– <100]
AIDS-related deaths (women, 15+)	<100 [<100– <100]	<100 [<100– <200]	<100 [<100– <100]
AIDS-related deaths (men, 15+)	<200 [<100– <200]	<100 [<100– <200]	<100 [<100– <200]
People living with HIV			
People living with HIV (all ages)	8300 [6400–11 000]	11 000 [8900–14 000]	14 000 [11 000–18 000]
People living with HIV (0–14)	<200 [<200– <200]	<200 [<200– <500]	<500 [<200– <500]
People living with HIV (women, 15+)	2400 [1900–3100]	3200 [2500–4000]	4000 [3100–4900]
People living with HIV (men, 15+)	5700 [4400–7300]	8000 [6100–10 000]	10 000 [7700–13 000]
HIV prevalence (15–49)	0.3 [0.2–0.3]	0.3 [0.2–0.4]	0.4 [0.3–0.5]

EPIDEMIC TRANSITION METRICS



* The incidence:mortality ratio is not published if the country has not achieved antiretroviral therapy coverage of 81% or higher (the testing and treatment target for 2020).

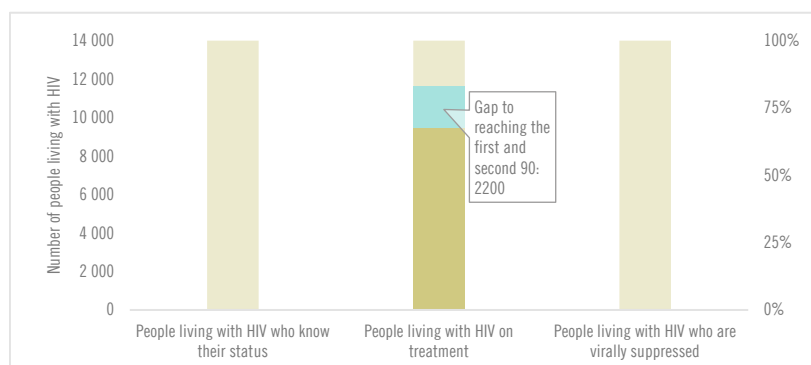
EXPENDITURES

	Financing sources					Total
	Domestic private	Domestic public	International: PEPFAR	International: Global Fund	International: all others	
Last available report: 2018	US\$ 1 888 432	US\$ 50 004 550	US\$ 0	US\$ 1 946 085	US\$ 129 056	US\$ 54 011 158

Note: Global AIDS Monitoring report was not available at the time of publication.

COUNTRY DATA

HIV TESTING AND TREATMENT CASCADE



All ages	...% [...-...%]	66% [51-82%] 9 466	...% [...-...%]
Children (0-14)	...% [...-...%]	43% [33-52%] 92	...% [...-...%]
Women (15+)	...% [...-...%]	39% [31-48%] 1 536	...% [...-...%]
Men (15+)	...% [...-...%]	77% [59-97%] 7 838	...% [...-...%]

ELIMINATION OF MOTHER-TO-CHILD TRANSMISSION

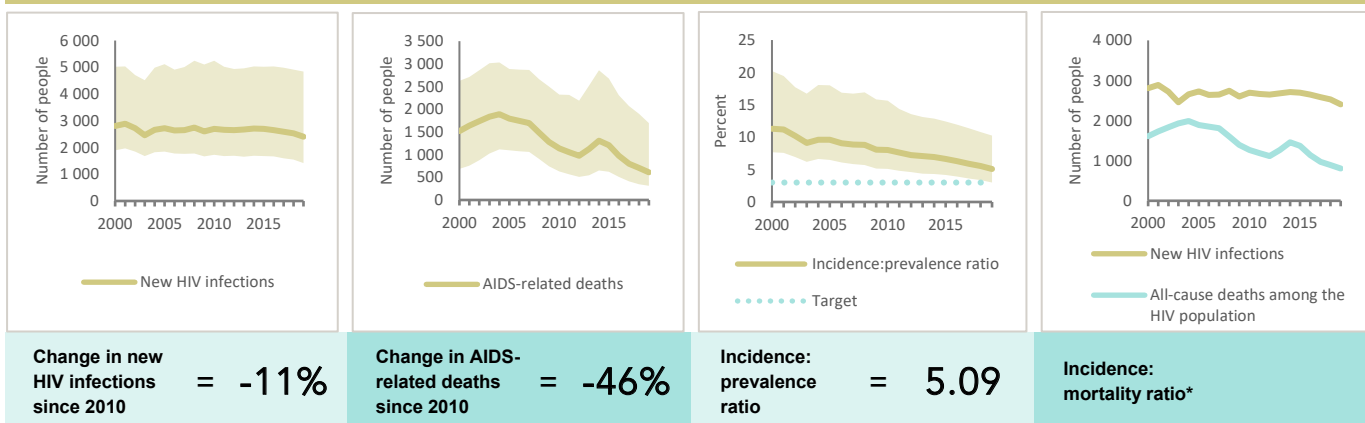
	2010	2019
Percentage of pregnant women living with HIV accessing antiretroviral medicines	40% [32-50%]	100% [81-100%]
Final vertical transmission rate including during breastfeeding	29% [26-32%]	28% [26-31%]
Early infant diagnosis	39.8% [31.5-50.0%]	40.5% [32.2-51.1%]

ECUADOR

EPIDEMIC ESTIMATES

	2010	2015	2019
New HIV infections			
New HIV infections (all ages)	2700 [1700–5200]	2700 [1700–5000]	2400 [1400–4800]
New HIV infections (0–14)	<200 [<100– <500]	<200 [<100– <500]	<100 [<100– <200]
New HIV infections (women, 15+)	730 [<500–1300]	740 [<500–1400]	700 [<500–1400]
New HIV infections (men, 15+)	1800 [1200–3600]	1800 [1100–3400]	1600 [960–3200]
HIV incidence per 1000 population	0.18 [0.12–0.36]	0.17 [0.11–0.32]	0.14 [0.08–0.29]
AIDS-related deaths			
AIDS-related deaths (all ages)	1100 [630–2300]	1200 [630–2700]	610 [<500–1700]
AIDS-related deaths (0–14)	<100 [<100– <200]	<100 [<100– <200]	<100 [<100– <200]
AIDS-related deaths (women, 15+)	<500 [<200–600]	<200 [<100– <500]	<200 [<100– <500]
AIDS-related deaths (men, 15+)	770 [<500–1500]	990 [<500–2200]	<500 [<500–1200]
People living with HIV			
People living with HIV (all ages)	34 000 [24 000–61 000]	40 000 [30 000–71 000]	47 000 [35 000–78 000]
People living with HIV (0–14)	960 [650–1600]	980 [690–1700]	970 [670–1700]
People living with HIV (women, 15+)	9200 [6700–16 000]	12 000 [8500–20 000]	14 000 [10 000–23 000]
People living with HIV (men, 15+)	23 000 [17 000–42 000]	28 000 [20 000–49 000]	32 000 [23 000–53 000]
HIV prevalence (15–49)	0.3 [0.3–0.6]	0.4 [0.3–0.6]	0.4 [0.3–0.6]

EPIDEMIC TRANSITION METRICS



* The incidence:mortality ratio is not published if the country has not achieved antiretroviral therapy coverage of 81% or higher (the testing and treatment target for 2020).

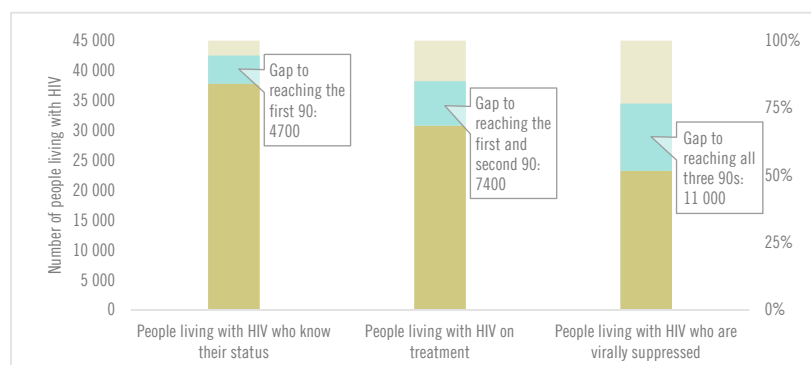
EXPENDITURES

	Financing sources					Total
	Domestic private	Domestic public	International: PEPFAR	International: Global Fund	International: all others	
Last available report: 2019	US\$ 0	US\$ 15 959 367	US\$ 0	US\$ 0	US\$ 0	US\$ 15 959 367

Note: Global AIDS Monitoring report was not available at the time of publication.

COUNTRY DATA

HIV TESTING AND TREATMENT CASCADE



All ages	80% [59–100%]	65% [48–100%] 30 812	49% [36–81%]
Children (0–14)	72% [50–100%]	60% [42–100%] 579	52% [36–92%]
Women (15+)	85% [61–100%]	69% [50–100%] 9 813	54% [39–87%]
Men (15+)	78% [57–100%]	64% [47–100%] 20 420	47% [34–78%]

ELIMINATION OF MOTHER-TO-CHILD TRANSMISSION

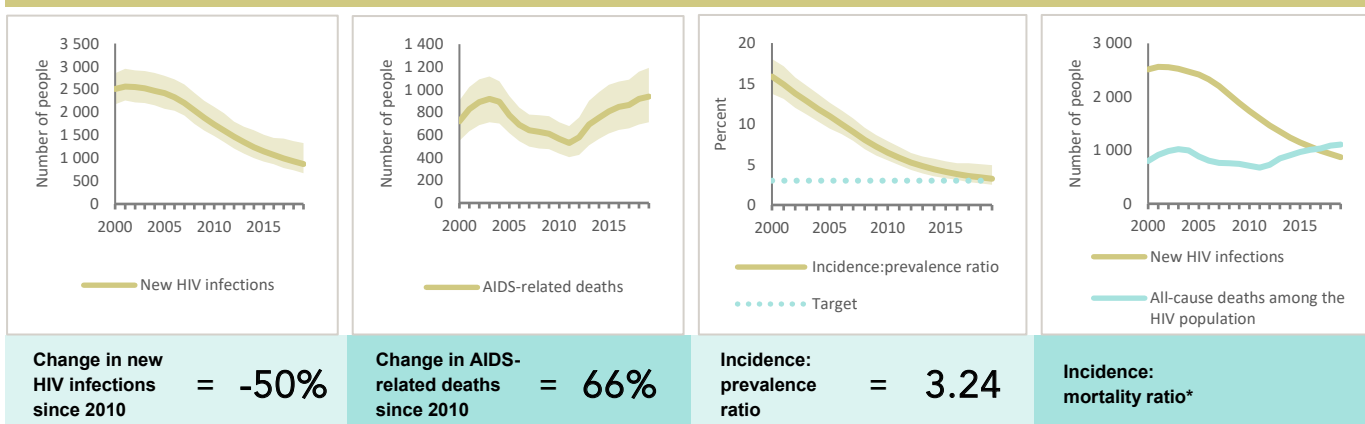
	2010	2019
Percentage of pregnant women living with HIV accessing antiretroviral medicines	49% [34–86%]	88% [68–100%]
Final vertical transmission rate including during breastfeeding	25% [21–28%]	12% [7–18%]
Early infant diagnosis	<1% [<1–1.3%]	21.9% [13.8–28.5%]

EL SALVADOR

EPIDEMIC ESTIMATES

	2010	2015	2019
New HIV infections			
New HIV infections (all ages)	1700 [1500–2100]	1100 [920–1500]	870 [670–1300]
New HIV infections (0–14)	<100 [<100– <200]	<100 [<100– <100]	<100 [<100– <100]
New HIV infections (women, 15+)	540 [<500–650]	<500 [<500– <500]	<500 [<500– <500]
New HIV infections (men, 15+)	1100 [930–1400]	740 [580–1000]	560 [<500–870]
HIV incidence per 1000 population	0.29 [0.25–0.35]	0.18 [0.15–0.24]	0.14 [0.11–0.21]
AIDS-related deaths			
AIDS-related deaths (all ages)	570 [<500–710]	810 [610–1000]	940 [710–1200]
AIDS-related deaths (0–14)	<100 [<100– <100]	<100 [<100– <100]	<100 [<100– <100]
AIDS-related deaths (women, 15+)	<200 [<200– <200]	<200 [<200– <200]	<500 [<200– <500]
AIDS-related deaths (men, 15+)	<500 [<500– <500]	620 [<500–810]	630 [<500–810]
People living with HIV			
People living with HIV (all ages)	27 000 [24 000–31 000]	28 000 [25 000–33 000]	27 000 [23 000–32 000]
People living with HIV (0–14)	660 [580–760]	600 [510–710]	510 [<500–620]
People living with HIV (women, 15+)	8900 [7700–10 000]	9900 [8600–11 000]	9800 [8600–12 000]
People living with HIV (men, 15+)	17 000 [15 000–20 000]	18 000 [15 000–21 000]	17 000 [14 000–20 000]
HIV prevalence (15–49)	0.7 [0.6–0.8]	0.6 [0.5–0.7]	0.5 [0.4–0.6]

EPIDEMIC TRANSITION METRICS



* The incidence:mortality ratio is not published if the country has not achieved antiretroviral therapy coverage of 81% or higher (the testing and treatment target for 2020).

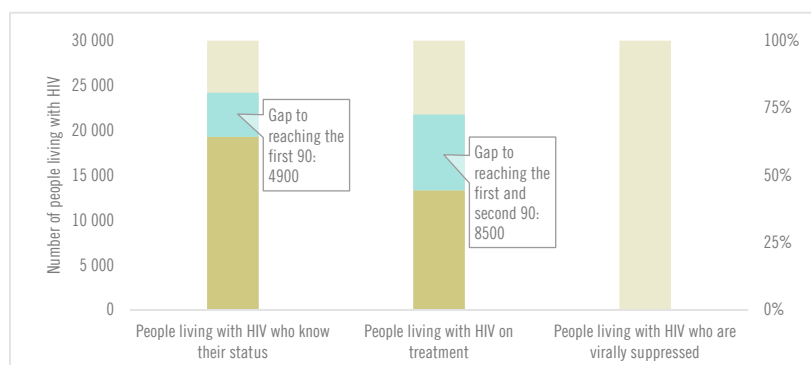
EXPENDITURES

	Financing sources					Total
	Domestic private	Domestic public	International: PEPFAR	International: Global Fund	International: all others	
Last available report: 2019	US\$ 2 948 328	US\$ 33 288 506	US\$ 3 119 562	US\$ 4 021 808	US\$ 865 302	US\$ 46 000 846

Note: Global AIDS Monitoring report was not available at the time of publication.

COUNTRY DATA

HIV TESTING AND TREATMENT CASCADE



All ages	72% [62–85%]	50% [43–59%] 13 321	...% [...–...%]
Children (0–14)	36% [30–43%]	24% [20–29%] 121	...% [...–...%]
Women (15+)	72% [63–85%]	49% [43–58%] 4 830	...% [...–...%]
Men (15+)	72% [62–86%]	51% [43–60%] 8 370	...% [...–...%]

ELIMINATION OF MOTHER-TO-CHILD TRANSMISSION

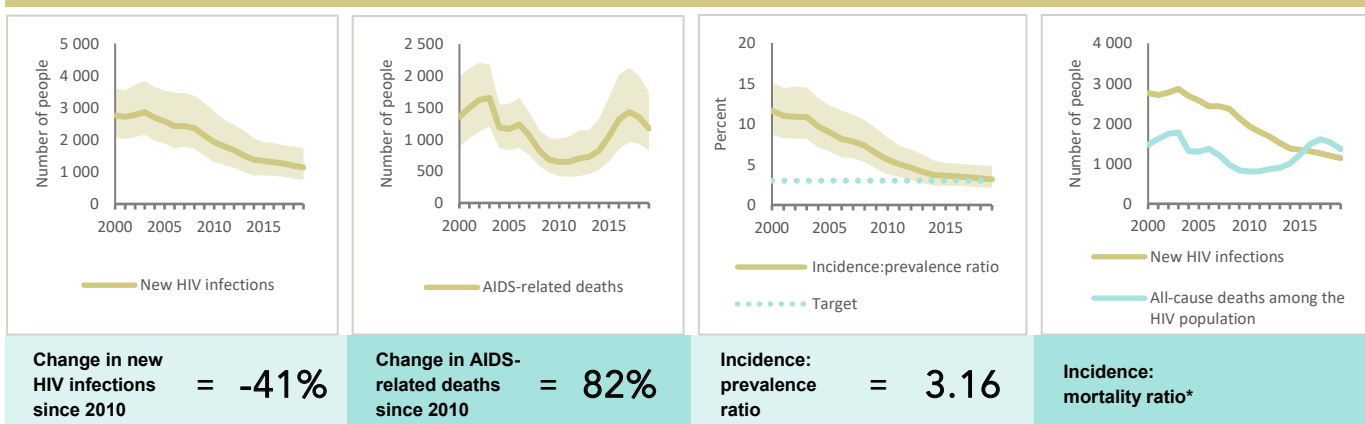
	2010	2019
Percentage of pregnant women living with HIV accessing antiretroviral medicines	28% [24–33%]	56% [47–68%]
Final vertical transmission rate including during breastfeeding	29% [27–30%]	20% [14–27%]
Early infant diagnosis	31.4% [27.1–37.6%]	47.7% [38.9–56.7%]

GUATEMALA

EPIDEMIC ESTIMATES

	2010	2015	2019
New HIV infections			
New HIV infections (all ages)	1900 [1300–2900]	1300 [890–1900]	1100 [760–1700]
New HIV infections (0–14)	<500 [<200– <500]	<200 [<200– <200]	<100 [<100– <200]
New HIV infections (women, 15+)	730 [<500–1100]	<500 [<500–580]	<500 [<500–530]
New HIV infections (men, 15+)	970 [640–1500]	830 [530–1200]	710 [<500–1100]
HIV incidence per 1000 population	0.14 [0.1–0.21]	0.09 [0.06–0.13]	0.07 [0.05–0.11]
AIDS-related deaths			
AIDS-related deaths (all ages)	650 [<500–1000]	1000 [650–1700]	1200 [830–1700]
AIDS-related deaths (0–14)	<200 [<200– <500]	<100 [<100– <200]	<100 [<100– <200]
AIDS-related deaths (women, 15+)	<500 [<200– <500]	<500 [<500–540]	560 [<500–850]
AIDS-related deaths (men, 15+)	<500 [<200– <500]	630 [<500–980]	550 [<500–810]
People living with HIV			
People living with HIV (all ages)	35 000 [28 000–43 000]	37 000 [31 000–46 000]	36 000 [31 000–44 000]
People living with HIV (0–14)	1900 [1500–2300]	1600 [1300–2100]	1200 [920–1500]
People living with HIV (women, 15+)	14 000 [11 000–17 000]	15 000 [12 000–19 000]	14 000 [12 000–17 000]
People living with HIV (men, 15+)	19 000 [15 000–24 000]	21 000 [17 000–25 000]	21 000 [18 000–25 000]
HIV prevalence (15–49)	0.4 [0.3–0.5]	0.3 [0.3–0.4]	0.3 [0.2–0.3]

EPIDEMIC TRANSITION METRICS



* The incidence:mortality ratio is not published if the country has not achieved antiretroviral therapy coverage of 81% or higher (the testing and treatment target for 2020).

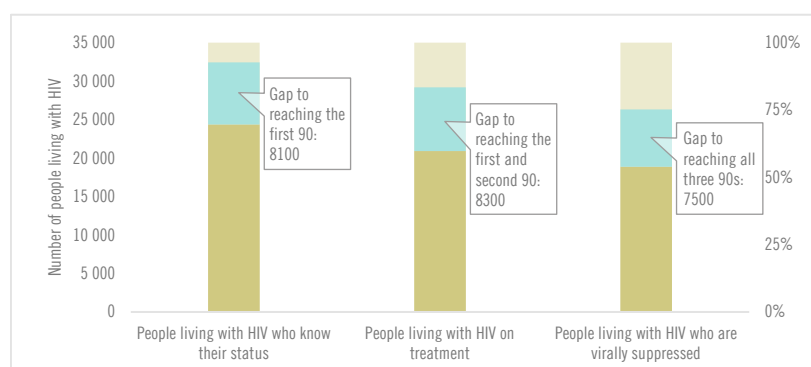
EXPENDITURES

	Financing sources					Total
	Domestic private	Domestic public	International: PEPFAR	International: Global Fund	International: all others	
Last available report: 2019	US\$ 479 896	US\$ 19 830 959	US\$ 2 405 559	US\$ 4 780 864	US\$ 0	US\$ 27 943 484

Note: Global AIDS Monitoring report was not available at the time of publication.

COUNTRY DATA

HIV TESTING AND TREATMENT CASCADE



All ages	68% [58–82%]	58% [50–70%] 20 923	52% [45–63%]
Children (0–14)	...% [...–...%]	58% [46–77%] 683	50% [40–67%]
Women (15+)	65% [57–78%]	53% [46–63%] 7 501	48% [41–57%]
Men (15+)	68% [58–83%]	62% [52–75%] 12 739	56% [47–68%]

ELIMINATION OF MOTHER-TO-CHILD TRANSMISSION

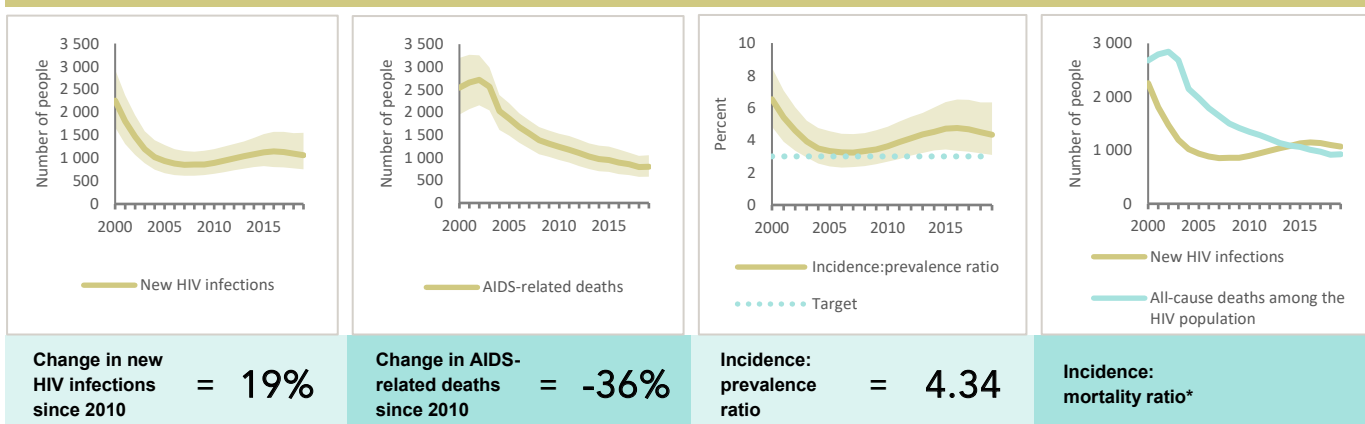
	2010	2019
Percentage of pregnant women living with HIV accessing antiretroviral medicines	34% [27–43%]	53% [45–66%]
Final vertical transmission rate including during breastfeeding	27% [24–30%]	18% [15–21%]
Early infant diagnosis	...% [...–...%]	49.4% [39.9–58.2%]

HONDURAS

EPIDEMIC ESTIMATES

	2010	2015	2019
New HIV infections			
New HIV infections (all ages)	900 [660–1200]	1100 [820–1500]	1100 [760–1600]
New HIV infections (0–14)	<100 [<100– <100]	<100 [<100– <100]	<100 [<100– <100]
New HIV infections (women, 15+)	<500 [<200– <500]	<500 [<500– <500]	<500 [<500– <500]
New HIV infections (men, 15+)	580 [<500–790]	750 [540–1000]	710 [<500–1000]
HIV incidence per 1000 population	0.11 [0.08–0.15]	0.13 [0.09–0.17]	0.11 [0.08–0.17]
AIDS-related deaths			
AIDS-related deaths (all ages)	1200 [950–1500]	950 [680–1200]	800 [580–1100]
AIDS-related deaths (0–14)	<100 [<100– <100]	<100 [<100– <100]	<100 [<100– <100]
AIDS-related deaths (women, 15+)	<500 [<200– <500]	<500 [<200– <500]	<500 [<200– <500]
AIDS-related deaths (men, 15+)	970 [740–1200]	710 [510–920]	530 [<500–700]
People living with HIV			
People living with HIV (all ages)	25 000 [20 000–30 000]	24 000 [20 000–28 000]	25 000 [21 000–29 000]
People living with HIV (0–14)	1200 [980–1400]	860 [700–1000]	630 [520–750]
People living with HIV (women, 15+)	8600 [7200–10 000]	9000 [7700–10 000]	9400 [7900–11 000]
People living with HIV (men, 15+)	15 000 [12 000–18 000]	14 000 [12 000–17 000]	15 000 [12 000–17 000]
HIV prevalence (15–49)	0.4 [0.4–0.5]	0.3 [0.3–0.4]	0.3 [0.2–0.3]

EPIDEMIC TRANSITION METRICS



* The incidence:mortality ratio is not published if the country has not achieved antiretroviral therapy coverage of 81% or higher (the testing and treatment target for 2020).

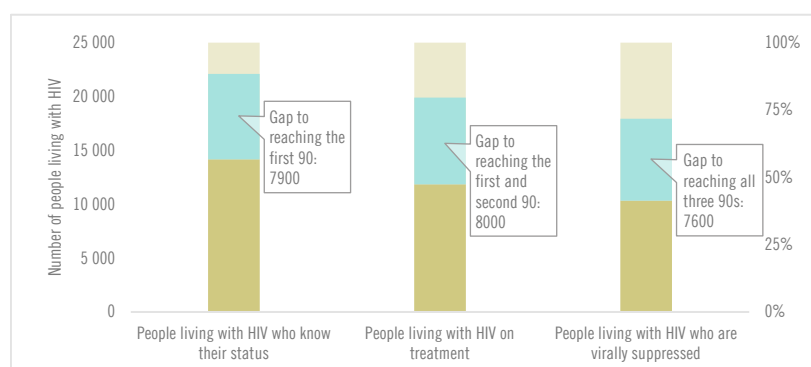
EXPENDITURES

	Financing sources					Total
	Domestic private	Domestic public	International: PEPFAR	International: Global Fund	International: all others	
Last available report: 2013	US\$ 3 692 374	US\$ 15 784 431	US\$ 4 855 998	US\$ 8 468 368	US\$ 3 177 785	US\$ 36 713 777

Note: Global AIDS Monitoring report was not available at the time of publication.

COUNTRY DATA

HIV TESTING AND TREATMENT CASCADE



All ages	58% [48–67%]	48% [40–56%] 11 849	42% [35–49%]
Children (0–14)	70% [57–83%]	53% [44–63%] 334	43% [35–51%]
Women (15+)	67% [57–78%]	57% [48–66%] 5 323	49% [41–57%]
Men (15+)	51% [42–61%]	43% [35–51%] 6 192	38% [31–45%]

ELIMINATION OF MOTHER-TO-CHILD TRANSMISSION

	2010	2019
Percentage of pregnant women living with HIV accessing antiretroviral medicines	71% [60–85%]	57% [48–67%]
Final vertical transmission rate including during breastfeeding	19% [17–22%]	22% [19–24%]
Early infant diagnosis	93.4% [77.9– >95%]	75.7% [64.6–91.2%]

NICARAGUA

COUNTRY DATA

EPIDEMIC ESTIMATES

	2010	2015	2019
New HIV infections			
New HIV infections (all ages)	570 [<500–790]	<500 [<500–660]	<500 [<500–600]
New HIV infections (0–14)	<100 [<100– <100]	<100 [<100– <100]	<100 [<100– <100]
New HIV infections (women, 15+)	<200 [<200– <500]	<200 [<100– <200]	<200 [<100– <200]
New HIV infections (men, 15+)	<500 [<500– <500]	<500 [<500– <500]	<500 [<200– <500]
HIV incidence per 1000 population	0.1 [0.07–0.14]	0.08 [0.05–0.11]	0.06 [0.04–0.1]
AIDS-related deaths			
AIDS-related deaths (all ages)	<500 [<200– <500]	<500 [<200– <500]	<200 [<100– <500]
AIDS-related deaths (0–14)	<100 [<100– <100]	<100 [<100– <100]	<100 [<100– <100]
AIDS-related deaths (women, 15+)	<100 [<100– <200]	<100 [<100– <100]	<100 [<100– <100]
AIDS-related deaths (men, 15+)	<200 [<200– <500]	<200 [<100– <500]	<100 [<100– <200]
People living with HIV			
People living with HIV (all ages)	8000 [6400–10 000]	8900 [7200–11 000]	9600 [7700–12 000]
People living with HIV (0–14)	<500 [<500– <500]	<500 [<200– <500]	<500 [<200– <500]
People living with HIV (women, 15+)	2500 [2000–3100]	2900 [2400–3600]	3100 [2500–3900]
People living with HIV (men, 15+)	5200 [4200–6500]	5800 [4600–7200]	6300 [4900–7900]
HIV prevalence (15–49)	0.2 [0.2–0.3]	0.2 [0.2–0.3]	0.2 [0.2–0.3]

LAWS AND POLICIES

Laws criminalizing the transmission of, non-disclosure of or exposure to HIV transmission	Yes
Criminalization of sex work among consenting adults	Any criminalization or punitive regulation of sex work
Criminalization of same-sex sexual acts	No specific legislation
Drug use or possession for personal use is an offence	Possession of drugs for personal use or drug use or consumption are specified as a criminal offence
Criminalization of transgender people	Neither criminalized nor prosecuted
Laws or policies restricting the entry, stay and residence of people living with HIV	No
Parental consent for adolescents to access HIV testing	No
Spousal consent for married women to access sexual and reproductive health services	No
Mandatory HIV testing for marriage, work or residence permits or for certain groups	No

STIGMA AND DISCRIMINATION

Percentage of women and men aged 15–49 years who report discriminatory attitudes towards people living with HIV

Percentage of people living with HIV denied health services because of their HIV status in the last 12 months

2013
4

Percentage of people living with HIV who reported a health-care professional told others about their HIV status without their consent

2013
8.1

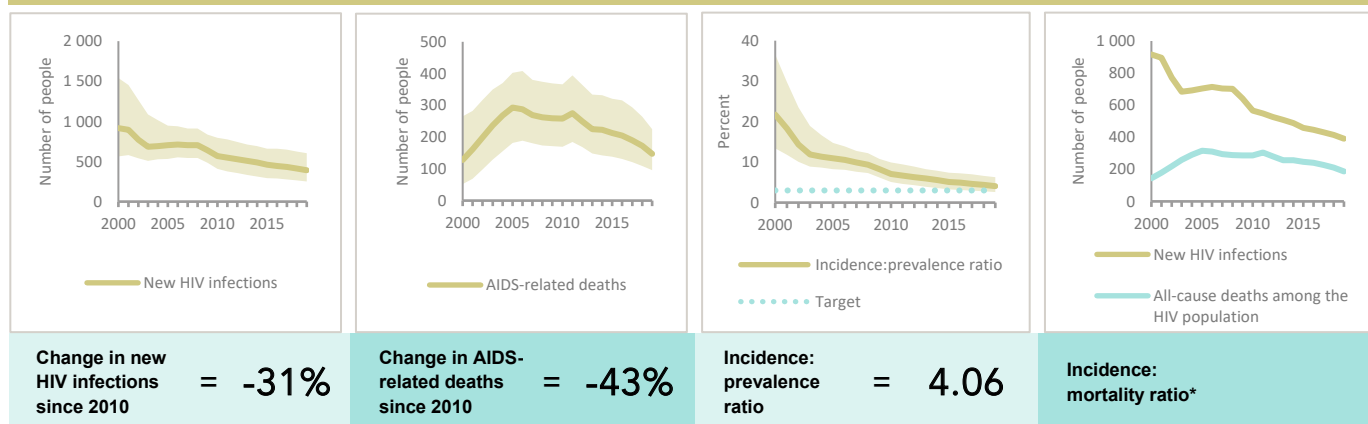
VIOLENCE

Proportion of ever-married or partnered women aged 15–49 years who experienced physical or sexual violence from a male intimate partner in the past 12 months

EXPENDITURES

	Financing sources					Total
	Domestic private	Domestic public	International: PEPFAR	International: Global Fund	International: all others	
Last available report: 2010	US\$ 1 150 592	US\$ 9 682 304	...	US\$ 9 155 592	US\$ 2 793 096	US\$ 24 894 867

EPIDEMIC TRANSITION METRICS



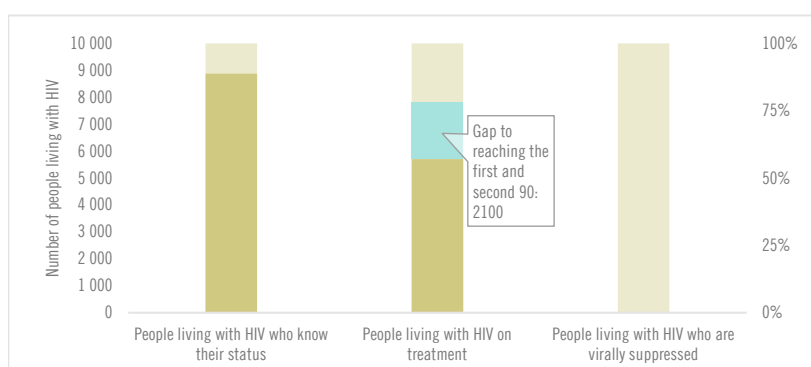
* The incidence:mortality ratio is not published if the country has not achieved antiretroviral therapy coverage of 81% or higher (the testing and treatment target for 2020).

KEY POPULATIONS

	Sex workers	Men who have sex with men	People who inject drugs	Transgender people	Prisoners
Estimated size of population
HIV prevalence	2.6%	8.6%	...	8.1%	0.3%
HIV testing and status awareness	83.0%	95.8%**	...	93.5%**	...
Antiretroviral therapy coverage
Condom use	92.1%	55.1%	...	60.4%	...
Coverage of HIV prevention programmes	88.4%	70.8%	...	87.4%	...
Avoidance of health care because of stigma and discrimination
Expenditures in US\$

** Programme data—not representative; includes people with negative results.

HIV TESTING AND TREATMENT CASCADE



	92% [74–100%]	59% [47–74%] 5 696	...% [...-...%]
All ages			
Children (0–14)	88% [64–100%]	69% [50–97%] 138	...% [...-...%]
Women (15+)	91% [73–100%]	58% [46–72%] 1 804	...% [...-...%]
Men (15+)	93% [73–100%]	60% [47–75%] 3 754	...% [...-...%]

ELIMINATION OF MOTHER-TO-CHILD TRANSMISSION

	2010	2019
Percentage of pregnant women living with HIV accessing antiretroviral medicines	61% [50–80%]	98% [77–100%]
Final vertical transmission rate including during breastfeeding	25% [23–28%]	6% [4–10%]
Early infant diagnosis	39.5% [30.1–48.7%]	63.1% [50.6–79.6%]

HIV COMORBIDITIES

Estimated number of incident tuberculosis cases among people living with HIV (2018)	140 [100–190]
People living with HIV who started TB preventive therapy (2018)	31%
Cervical cancer screening of women living with HIV	...
People coinfectd with HIV and hepatitis C virus starting hepatitis C treatment (2019)	100%

HIV PREVENTION

Adults aged 15+ years with unsuppressed viral load	...
Knowledge of HIV prevention among young people aged 15–24 years	...
— Women	...
— Men	...
Condom use at last sex with a non-marital, non-cohabiting partner among people aged 15–49 years	...
— Women	...
— Men	...
Women aged 15–49 years who have their demand for family planning satisfied by modern methods	...
Men aged 15–49 years who are circumcised	Not applicable
Voluntary medical male circumcisions performed according to national standards	Not applicable
People who received PrEP at least once during the reporting period	...
Harm reduction	...
— Use of sterile injecting equipment at last injection	...
— Needles and syringes distributed per person who injects	...
— Coverage of opioid substitution therapy	...
— Naloxone available (2019)	No
— Safe injection rooms available (2019)	No

PARAGUAY

COUNTRY DATA

EPIDEMIC ESTIMATES

	2010	2015	2019
New HIV infections			
New HIV infections (all ages)	1200 [840–1900]	1200 [810–1900]	1100 [690–1700]
New HIV infections (0–14)	<100 [<100– <200]	<100 [<100– <200]	<100 [<100– <100]
New HIV infections (women, 15+)	<500 [<500–540]	<500 [<500–510]	<500 [<200– <500]
New HIV infections (men, 15+)	830 [590–1400]	830 [560–1300]	760 [<500–1200]
HIV incidence per 1000 population	0.2 [0.14–0.31]	0.18 [0.12–0.29]	0.16 [0.1–0.25]
AIDS-related deaths			
AIDS-related deaths (all ages)	780 [530–1200]	810 [520–1300]	580 [<500–1000]
AIDS-related deaths (0–14)	<100 [<100– <100]	<100 [<100– <100]	<100 [<100– <100]
AIDS-related deaths (women, 15+)	<200 [<200– <500]	<200 [<200– <500]	<200 [<100– <500]
AIDS-related deaths (men, 15+)	550 [<500–810]	590 [<500–980]	<500 [<500–710]
People living with HIV			
People living with HIV (all ages)	20 000 [14 000–27 000]	21 000 [16 000–30 000]	22 000 [17 000–31 000]
People living with HIV (0–14)	<500 [<500–610]	<500 [<500–600]	<500 [<500–510]
People living with HIV (women, 15+)	5700 [4300–8000]	6200 [4700–8800]	6600 [5100–9200]
People living with HIV (men, 15+)	14 000 [10 000–19 000]	14 000 [11 000–20 000]	15 000 [11 000–21 000]
HIV prevalence (15–49)	0.5 [0.4–0.8]	0.5 [0.4–0.7]	0.5 [0.3–0.7]

LAWS AND POLICIES

Laws criminalizing the transmission of, non-disclosure of or exposure to HIV transmission	No, but prosecutions exist based on general criminal laws
Criminalization of sex work among consenting adults	Sex work is not subject to punitive regulations or is not criminalized
Criminalization of same-sex sexual acts	Laws penalizing same-sex sexual acts have been decriminalized or never existed
Drug use or possession for personal use is an offence	Possession of drugs for personal use or drug use and/or consumption are specified as criminal offences
Criminalization of transgender people	Neither criminalized nor prosecuted
Laws or policies restricting the entry, stay and residence of people living with HIV	Require HIV testing or disclosure for some permits
Parental consent for adolescents to access HIV testing	No
Spousal consent for married women to access sexual and reproductive health services	No
Mandatory HIV testing for marriage, work or residence permits or for certain groups	Yes

STIGMA AND DISCRIMINATION

Percentage of women aged 15–49 years who report discriminatory attitudes towards people living with HIV	2016 35
Percentage of people living with HIV denied health services because of their HIV status in the last 12 months	2016 16.5
Percentage of people living with HIV who reported a health-care professional told others about their HIV status without their consent	2016 19.8

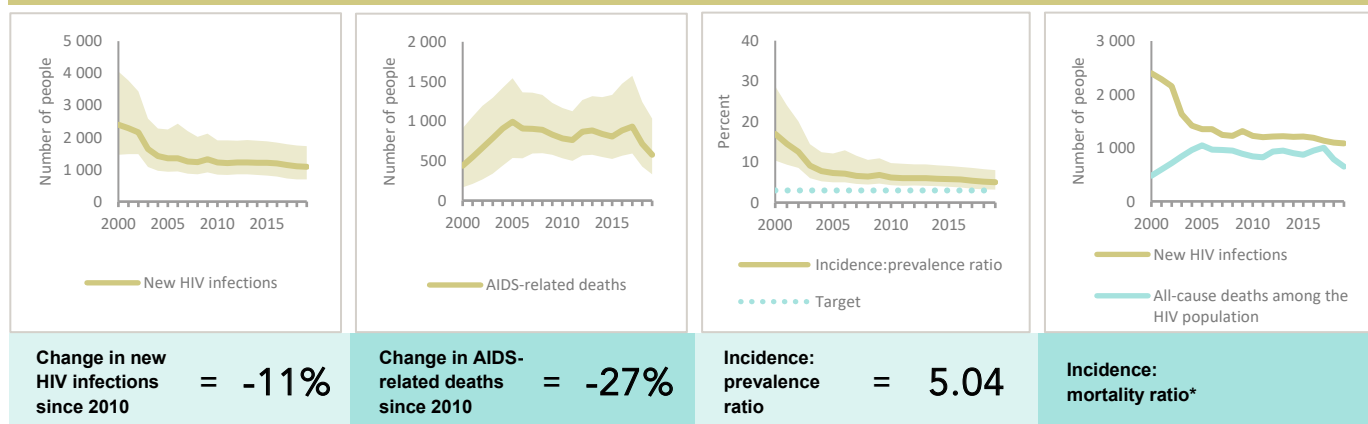
VIOLENCE

Proportion of ever-married or partnered women aged 15–49 years who experienced physical or sexual violence from a male intimate partner in the past 12 months

EXPENDITURES

	Financing sources					Total
	Domestic private	Domestic public	International: PEPFAR	International: Global Fund	International: all others	
Last available report: 2019	US\$ 0	US\$ 2 599 263	US\$ 0	US\$ 1 250 003	US\$ 0	US\$ 3 849 267

EPIDEMIC TRANSITION METRICS

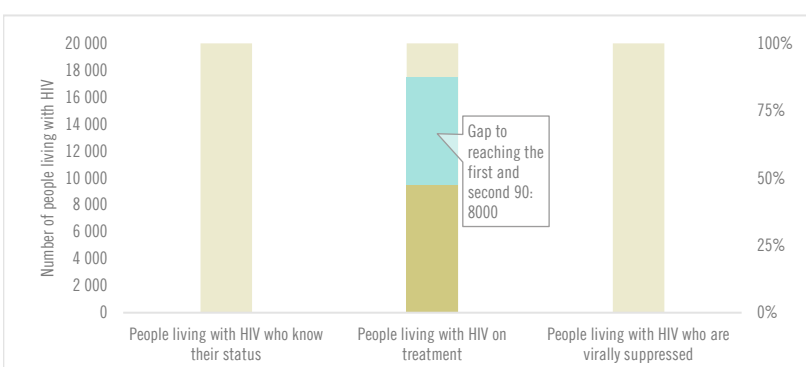


* The incidence:mortality ratio is not published if the country has not achieved antiretroviral therapy coverage of 81% or higher (the testing and treatment target for 2020).

KEY POPULATIONS

	Sex workers	Men who have sex with men	People who inject drugs	Transgender people	Prisoners
Estimated size of population	9100	30 000
HIV prevalence	1.3%	20.7%	...	23.0%	...
HIV testing and status awareness	78.8%	80.3%	...	86.9%	...
Antiretroviral therapy coverage	...	26.1%
Condom use	96.0%	66.8%	...	54.3%	...
Coverage of HIV prevention programmes
Avoidance of health care because of stigma and discrimination	5.0%	16.6%
Expenditures in US\$ (2018)	286 860	88 695	13 611

HIV TESTING AND TREATMENT CASCADE



	...	44% [34–63%] 9 480	...
All ages	...% [...-...%]	44% [34–63%] 9 480	...% [...-...%]
Children (0–14)	...% [...-...%]	52% [35–83%] 168	...% [...-...%]
Women (15+)	...% [...-...%]	47% [36–65%] 3 068	...% [...-...%]
Men (15+)	...% [...-...%]	43% [32–62%] 6 244	...% [...-...%]

ELIMINATION OF MOTHER-TO-CHILD TRANSMISSION

	2010	2019
Percentage of pregnant women living with HIV accessing antiretroviral medicines	50% [32–78%]	94% [64–100%]
Final vertical transmission rate including during breastfeeding	18% [15–21%]	10% [8–11%]
Early infant diagnosis	25.0% [15.9–38.5%]	62.6% [41.5–91.4%]

HIV COMORBIDITIES

Estimated number of incident tuberculosis cases among people living with HIV (2018)	260 [210–310]
People living with HIV who started TB preventive therapy (2018)	13.7%
Cervical cancer screening of women living with HIV	...
People coinfectd with HIV and hepatitis C virus starting hepatitis C treatment (2019)	0%

HIV PREVENTION

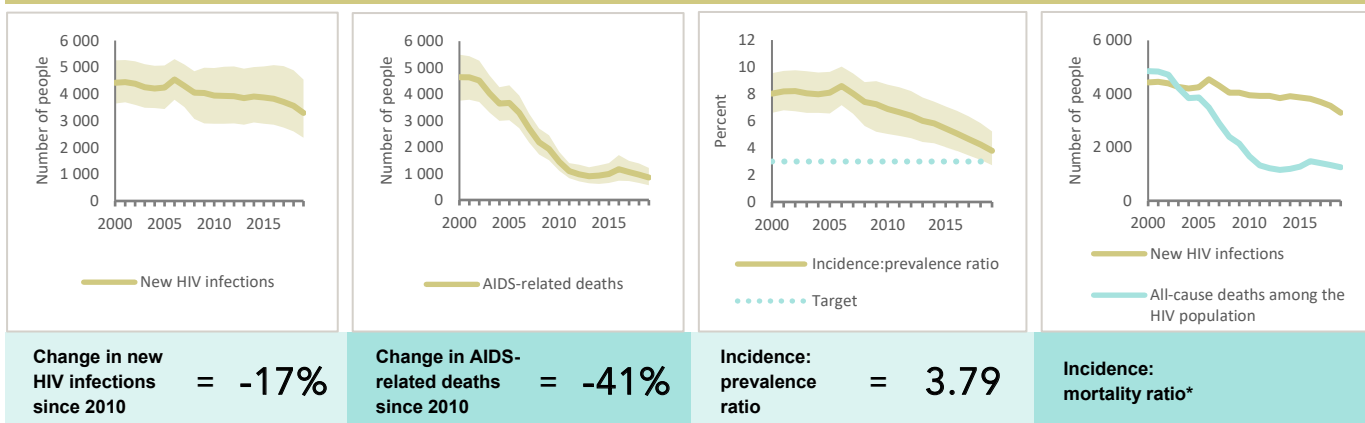
Adults aged 15+ years with unsuppressed viral load	...
Knowledge of HIV prevention among young people aged 15–24 years (2016)	...
— Women	27.5%
— Men	...
Condom use at last sex with a non-marital, non-cohabiting partner among people aged 15–49 years	...
— Women	...
— Men	...
Women aged 15–49 years who have their demand for family planning satisfied by modern methods	...
Men aged 15–49 years who are circumcised	Not applicable
Voluntary medical male circumcisions performed according to national standards	Not applicable
People who received PrEP at least once during the reporting period	...
Harm reduction	...
— Use of sterile injecting equipment at last injection	...
— Needles and syringes distributed per person who injects	...
— Coverage of opioid substitution therapy	...
— Naloxone available (2019)	No
— Safe injection rooms available (2019)	No

PERU

EPIDEMIC ESTIMATES

	2010	2015	2019
New HIV infections			
New HIV infections (all ages)	3900 [2900–5000]	3900 [2900–5000]	3300 [2400–4500]
New HIV infections (0–14)	<500 [<200– <500]	<200 [<200– <500]	<200 [<100– <200]
New HIV infections (women, 15+)	880 [650–1100]	830 [610–1100]	640 [<500–850]
New HIV infections (men, 15+)	2900 [2100–3700]	2900 [2100–3800]	2500 [1800–3600]
HIV incidence per 1000 population	0.14 [0.1–0.18]	0.13 [0.1–0.17]	0.1 [0.07–0.14]
AIDS-related deaths			
AIDS-related deaths (all ages)	1400 [1100–1800]	980 [640–1400]	850 [560–1200]
AIDS-related deaths (0–14)	<200 [<200– <200]	<100 [<100– <200]	<100 [<100– <200]
AIDS-related deaths (women, 15+)	<200 [<200– <500]	<200 [<200– <500]	<200 [<100– <500]
AIDS-related deaths (men, 15+)	1100 [840–1400]	750 [<500–1100]	630 [<500–920]
People living with HIV			
People living with HIV (all ages)	57 000 [50 000–65 000]	71 000 [61 000–83 000]	87 000 [74 000–100 000]
People living with HIV (0–14)	1700 [1500–2000]	1600 [1400–1900]	1400 [1100–1700]
People living with HIV (women, 15+)	14 000 [12 000–16 000]	17 000 [15 000–20 000]	20 000 [17 000–24 000]
People living with HIV (men, 15+)	42 000 [36 000–49 000]	52 000 [45 000–61 000]	65 000 [55 000–76 000]
HIV prevalence (15–49)	0.3 [0.3–0.3]	0.3 [0.3–0.4]	0.3 [0.3–0.4]

EPIDEMIC TRANSITION METRICS



* The incidence:mortality ratio is not published if the country has not achieved antiretroviral therapy coverage of 81% or higher (the testing and treatment target for 2020).

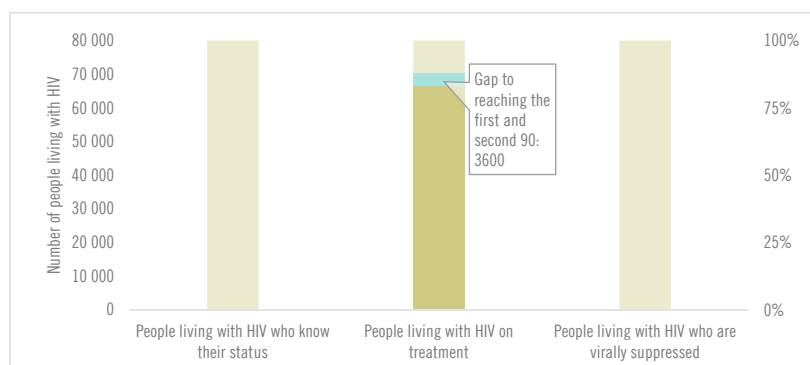
EXPENDITURES

	Financing sources					Total
	Domestic private	Domestic public	International: PEPFAR	International: Global Fund	International: all others	
Last available report: 2014	...	US\$ 78 148 248	US\$ 78 148 248

Note: Global AIDS Monitoring report was not available at the time of publication.

COUNTRY DATA

HIV TESTING AND TREATMENT CASCADE



All ages	...% [...-...%]	77% [66–89%] 66 683	...% [...-...%]
Children (0–14)	...% [...-...%]	65% [54–79%] 898	...% [...-...%]
Women (15+)	...% [...-...%]	77% [66–90%] 15 597	...% [...-...%]
Men (15+)	...% [...-...%]	77% [65–90%] 50 188	...% [...-...%]

ELIMINATION OF MOTHER-TO-CHILD TRANSMISSION

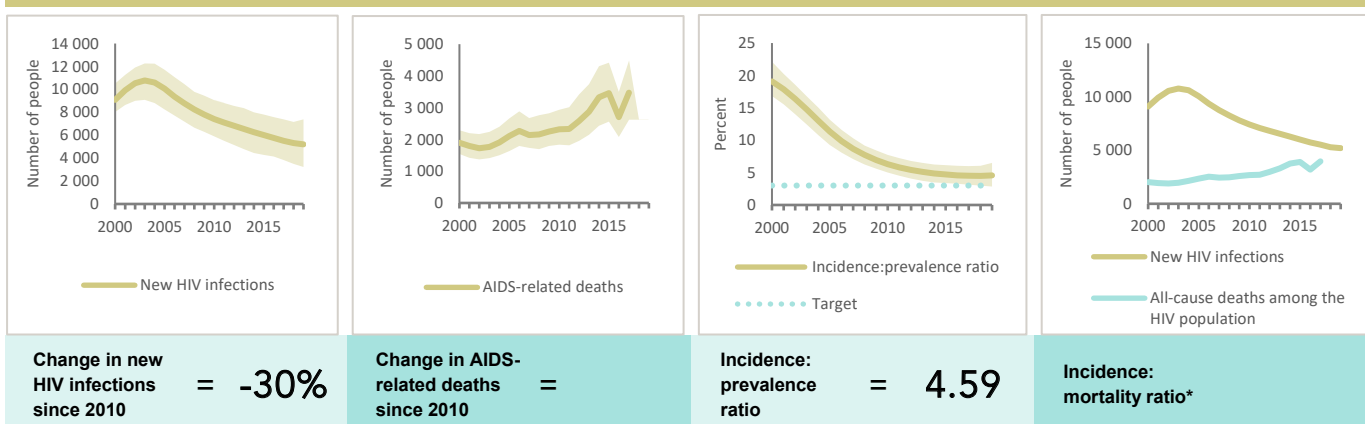
	2010	2019
Percentage of pregnant women living with HIV accessing antiretroviral medicines	39% [34–45%]	82% [70–95%]
Final vertical transmission rate including during breastfeeding	20% [18–22%]	10% [7–12%]
Early infant diagnosis	...% [...-...%]	63.3% [54.6–73.8%]

THE BOLIVARIAN REPUBLIC OF VENEZUELA

EPIDEMIC ESTIMATES

	2010	2015	2019
New HIV infections			
New HIV infections (all ages)	7400 [5900–9100]	6000 [4300–7800]	5200 [3200–7400]
New HIV infections (0–14)	780 [620–960]	610 [<500–800]	<500 [<500–660]
New HIV infections (women, 15+)	3000 [2300–3700]	2500 [1700–3200]	2100 [1300–3100]
New HIV infections (men, 15+)	3600 [2800–4700]	3000 [2000–4000]	2600 [1500–3800]
HIV incidence per 1000 population	0.27 [0.21–0.33]	0.2 [0.14–0.26]	0.19 [0.12–0.26]
AIDS-related deaths			
AIDS-related deaths (all ages)	2300 [1800–2900]	3500 [2600–4400]	... [...–...]
AIDS-related deaths (0–14)	520 [<500–630]	<500 [<500–590]	... [...–...]
AIDS-related deaths (women, 15+)	1200 [920–1500]	2000 [1600–2500]	... [...–...]
AIDS-related deaths (men, 15+)	600 [<500–880]	990 [610–1400]	... [...–...]
People living with HIV			
People living with HIV (all ages)	120 000 [100 000–140 000]	130 000 [110 000–150 000]	110 000 [92 000–140 000]
People living with HIV (0–14)	4000 [3500–4600]	4300 [3600–5100]	3900 [3200–4700]
People living with HIV (women, 15+)	50 000 [42 000–58 000]	52 000 [42 000–63 000]	45 000 [36 000–55 000]
People living with HIV (men, 15+)	63 000 [53 000–75 000]	71 000 [58 000–83 000]	64 000 [52 000–78 000]
HIV prevalence (15–49)	0.7 [0.6–0.8]	0.7 [0.5–0.8]	0.6 [0.5–0.7]

EPIDEMIC TRANSITION METRICS



* The incidence:mortality ratio is not published if the country has not achieved antiretroviral therapy coverage of 81% or higher (the testing and treatment target for 2020).

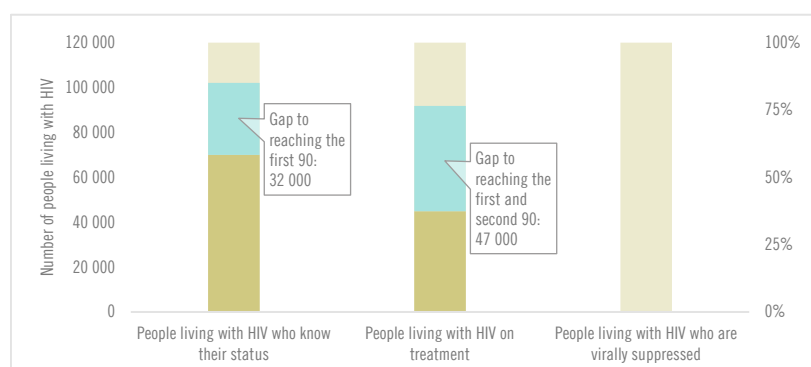
EXPENDITURES

	Financing sources					Total
	Domestic private	Domestic public	International: PEPFAR	International: Global Fund	International: all others	
Last available report: 2019	US\$ 0	US\$ 6 420 000	US\$ 0	US\$ 0	US\$ 3 706 570	US\$ 15 061 770

Note: Global AIDS Monitoring report was not available at the time of publication.

COUNTRY DATA

HIV TESTING AND TREATMENT CASCADE



All ages	62% [50–74%]	40% [32–47%] 44 912	...% [...–...%]
Children (0–14)	28% [22–33%]	28% [22–33%] 1 064	...% [...–...%]
Women (15+)	49% [39–59%]	26% [21–31%] 11 626	...% [...–...%]
Men (15+)	73% [59–88%]	50% [41–61%] 32 222	...% [...–...%]

ELIMINATION OF MOTHER-TO-CHILD TRANSMISSION

	2010	2019
Percentage of pregnant women living with HIV accessing antiretroviral medicines	12% [9–14%]	17% [13–22%]
Final vertical transmission rate including during breastfeeding	30% [28–32%]	32% [29–34%]
Early infant diagnosis	...% [...–...%]	...% [...–...%]

CARIBBEAN

DATA POINTS

NEW HIV INFECTIONS HAVE
DECREASED BY 29%
 SINCE 2010, AND AIDS-RELATED
 DEATHS HAVE DECREASED BY 37%

KEY POPULATIONS AND THEIR
 SEXUAL PARTNERS ACCOUNT FOR
**60% OF NEW HIV
 INFECTIONS**
 IN THE REGION

**HALF OF PEOPLE
 LIVING WITH HIV**
 IN THE REGION HAVE SUPPRESSED
 VIRAL LOADS

**57% OF NEW
 INFECTIONS**
 IN THE REGION ARE AMONG MEN,
 AND 26% ARE AMONG GAY MEN AND
 OTHER MEN WHO HAVE SEX WITH
 MEN

VERTICAL TRANSMISSION OF HIV HAS
**DECREASED BY
 NEARLY 50%**
 SINCE 2010

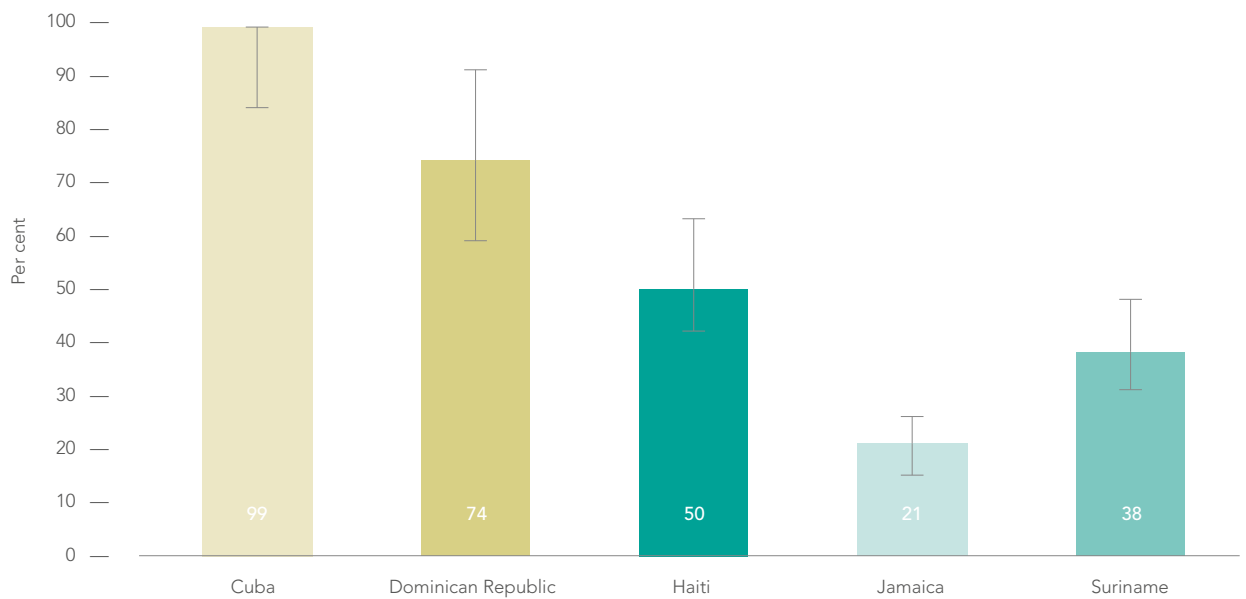
Across the Caribbean, progress has been made in reducing new HIV infections and AIDS-related deaths, with the incidence:prevalence ratio of the region decreasing steadily from 6.1% in 2010 to 3.9% in 2019.

Great strides continue to be made in the Caribbean towards the elimination of mother-to-child HIV transmission, with seven countries achieving revalidation. More than 90% of pregnant women living with HIV knew their status in five of the nine countries in the region that reported 2019 data to UNAIDS. Scale-up of effective strategies is needed to ensure early presentation for antenatal care and continuity of treatment for pregnant women living with HIV, including those in poverty and those who are migrants or survivors of gender-based violence.

Progress across the testing and treatment cascade has slowed, highlighting the need to expand proven methods of active case-finding and linkage to (and retention in) care, including through community-based programmes. Roll-out of comprehensive prevention interventions is also incomplete in the region. The Bahamas and Barbados remain the only countries that have national programmes providing pre-exposure prophylaxis (PrEP) through the public health sector. Nongovernmental organizations are providing PrEP in the Dominican Republic, and it is available in Jamaica and Suriname through the private sector and pilot studies.

An ongoing challenge for HIV responses in the region is high levels of migration that place health-care systems, education systems and labour markets under pressure. Government health systems are also struggling to absorb programmes that are traditionally funded by international donors, including HIV prevention and key population-focused initiatives. Innovative financing strategies are needed to ensure sustained progress.

Proportion of infants born to mothers living with HIV who received an HIV test within two months of birth, Caribbean, 2019



Source: UNAIDS Global AIDS Monitoring, 2020 (see <https://aidsinfo.unaids.org/>).

Note: Includes only countries with valid estimates of women eligible for prevention of mother-to-child HIV transmission services.

Swift testing of infants exposed to HIV and an immediate start of antiretroviral therapy upon diagnosis are the first steps to ensuring the survival of children who have acquired HIV. Coverage of

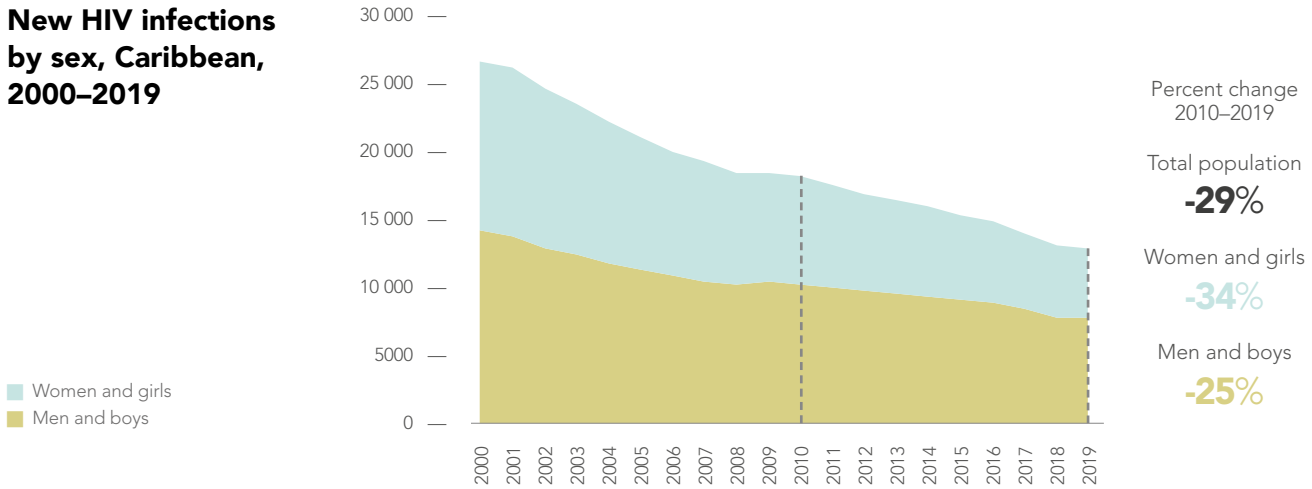
virological testing for early infant diagnosis in the Caribbean varies from 21% in Jamaica to 99% in Cuba.



Credit: UNFPA /Carina Wint

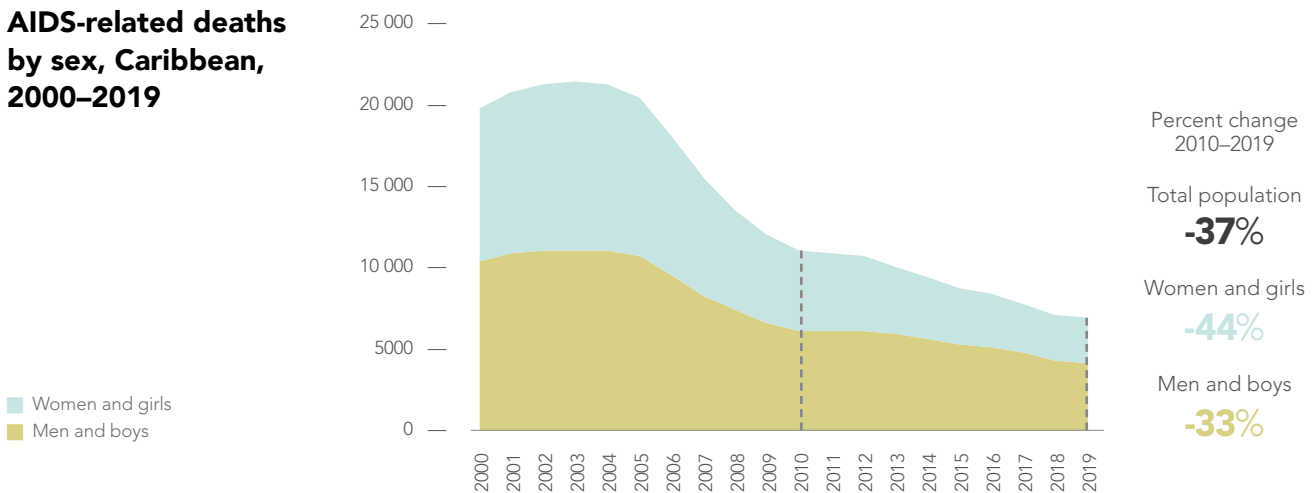
State of the epidemic

New HIV infections by sex, Caribbean, 2000–2019



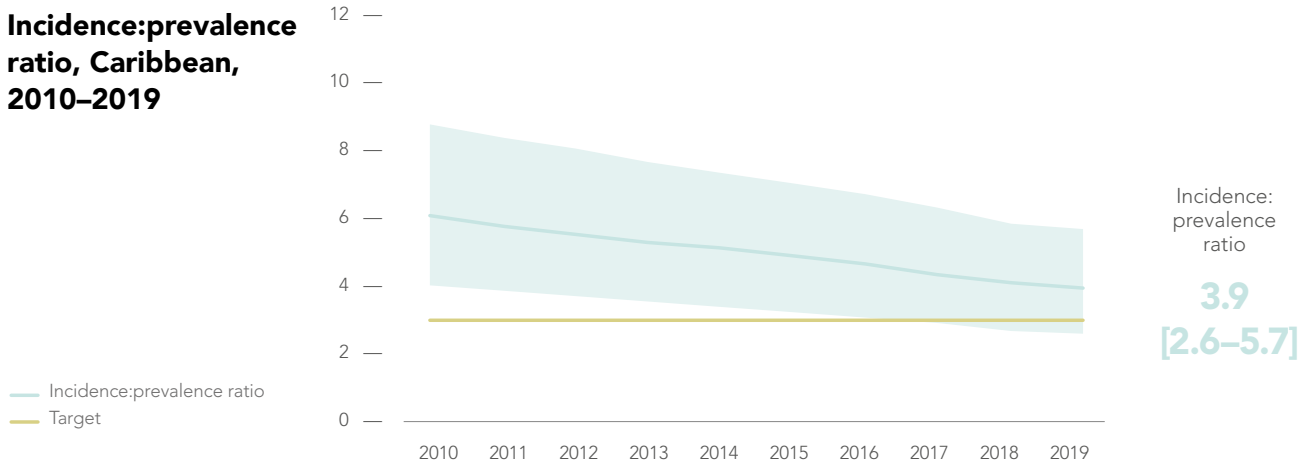
Source: UNAIDS epidemiological estimates, 2020 (see <https://aidsinfo.unaids.org/>).

AIDS-related deaths by sex, Caribbean, 2000–2019



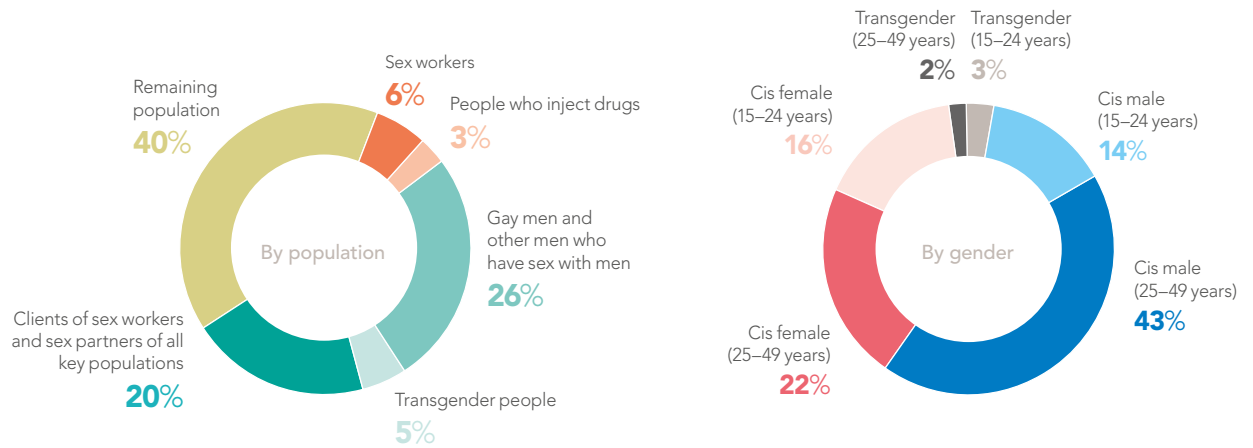
Source: UNAIDS epidemiological estimates, 2020 (see <https://aidsinfo.unaids.org/>).

Incidence:prevalence ratio, Caribbean, 2010–2019



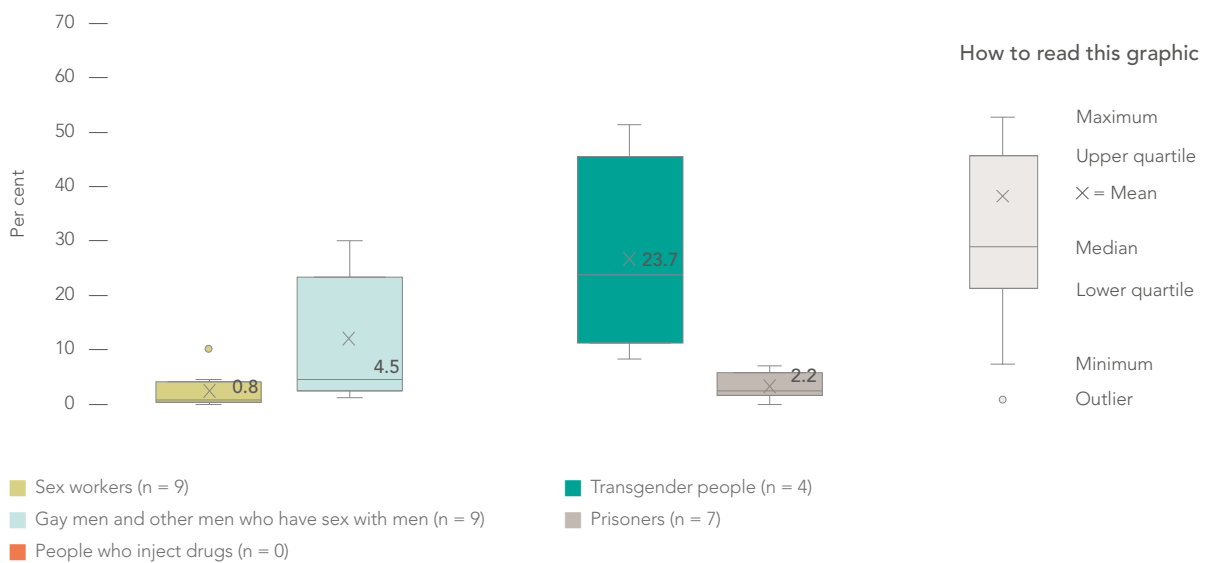
Source: UNAIDS epidemiological estimates, 2020 (see <https://aidsinfo.unaids.org/>).

Distribution of new HIV infections by population (aged 15–49 years), Caribbean, 2019



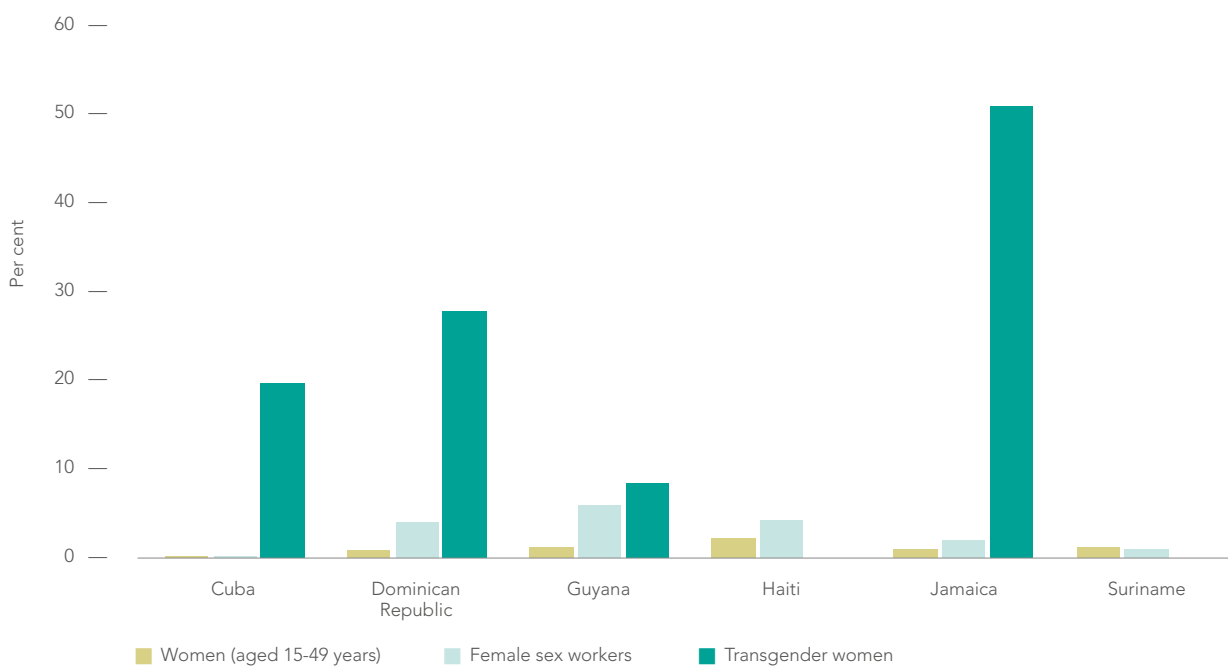
Source: UNAIDS special analysis, 2020 (see methods annex).

HIV prevalence among key populations, Caribbean, 2015–2019



Source: UNAIDS Global AIDS Monitoring, 2020 (see <https://aidsinfo.unaids.org/>).
 Note: (n = number of countries reporting).

HIV prevalence among transgender women, female sex workers and all women aged 15 to 49 years, Caribbean, 2015–2019



Source: UNAIDS epidemiological estimates, 2020 (see <https://aidsinfo.unaids.org/>); UNAIDS Global AIDS Monitoring, 2015–2020 (see <https://aidsinfo.unaids.org/>).

Transphobia, social exclusion, violence and stigma are among the intersecting factors that exacerbate the vulnerability of transgender people to HIV infection and other health threats. Among countries in the Caribbean with recent survey data,

HIV prevalence among transgender women is higher than among female sex workers. More than half of transgender women surveyed by a study in Jamaica were found to be living with HIV.

Estimated size of key populations, Caribbean, 2018–2019

	National adult population (15+), 2018	National adult population (15+), 2019	Sex workers	Sex workers as percentage of adult population (15+)	Gay men and other men who have sex with men	Gay men and other men who have sex with men as percentage of adult population (15+)	People who inject drugs	People who inject drugs as percentage of adult population (15+)	Transgender people	Transgender people as percentage of adult population (15+)	Prisoners	Prisoners as percentage of adult population (15+)
Bahamas	318 000	320 000									2300	0.74%
Dominican Republic	7 700 000	7 800 000			130 000	1.73%			9400	0.12%	29 000	0.37%
Haiti	7 400 000	7 500 000									11 000	0.14%
Jamaica	2 300 000	2 310 000			42 000	1.86%			3800	0.17%		
Saint Lucia	149 000	150 000			3000	2.01%					500	0.34%
Saint Vincent and the Grenadines	85 000	87 000										
Suriname	420 000	420 000										

- National population size estimate
- Local population size estimate
- Insufficient data
- No data

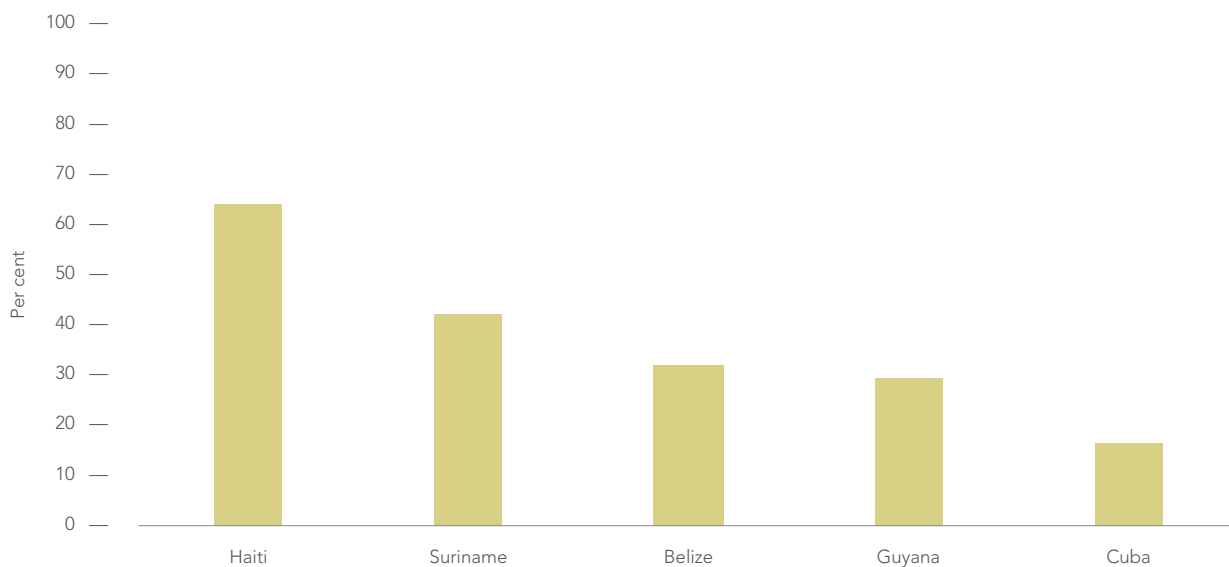
Sources: UNAIDS Global AIDS Monitoring, 2020 (see <https://aidsinfo.unaids.org/>). Spectrum Demproj module, 2020; World Population Prospects 2019 [Internet]. New York: United Nations Department of Economic and Social Affairs; c2020 (<https://population.un.org/wpp/>) (custom data acquired via website).
 Note: Estimates shown are government-provided estimates reported in 2018–2019. Additional and alternative estimates may be available from different sources, including the Key Populations Atlas (<https://kpatlas.unaids.org/>), academic publications or institutional documents.



Credit: UNFPA /Oscar González

Stigma and discrimination and violence

Percentage of people aged 15 to 49 years who would not purchase vegetables from a shopkeeper living with HIV, countries with available data, Caribbean, 2014–2018

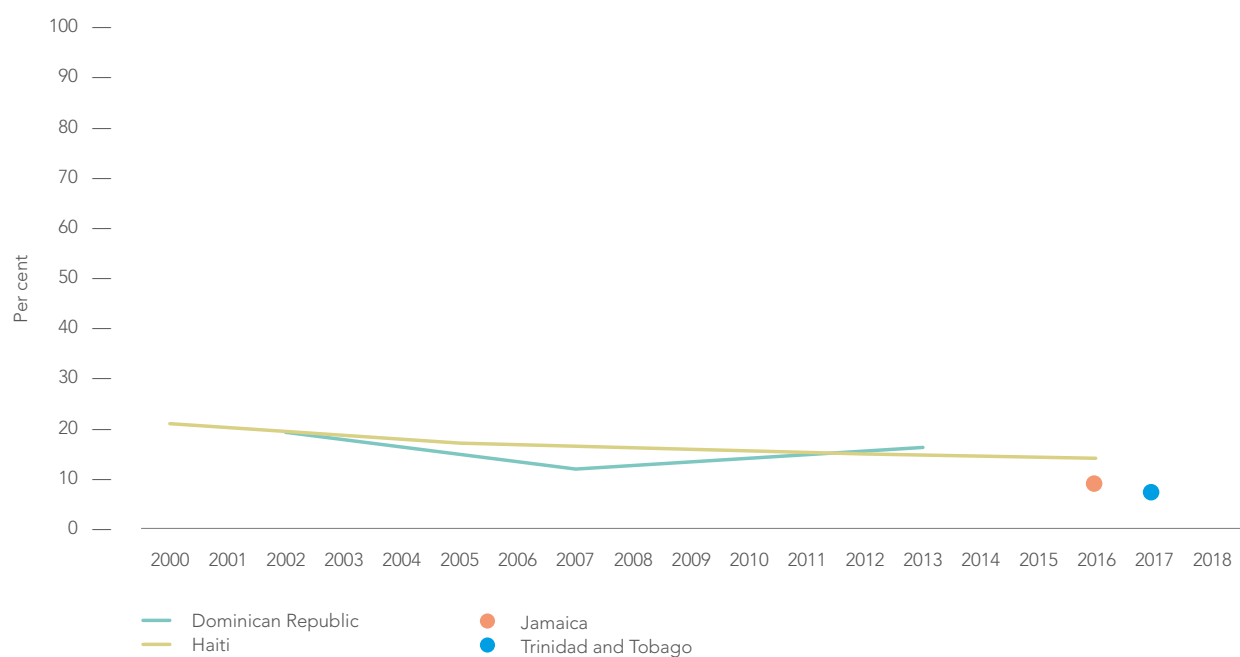


Source: Population-based surveys, 2014–2018.



Credit: UNAIDS

Ever-married or partnered women aged 15 to 49 years who experienced physical and/or sexual violence by an intimate partner in the past 12 months, countries with available data, Caribbean, 2000–2017



Source: Population-based surveys, 2000–2017.

Laws and policies

Laws and policies scorecard, Caribbean, 2019

	Criminalization of transgender people	Criminalization of sex work	Criminalization of same-sex sexual acts	Drug use or possession for personal use an offence	Parental consent for adolescents to access HIV testing	Spousal consent for married women to access sexual and reproductive health services
Antigua and Barbuda	a	a	h	a	a	a
Bahamas	a	a	a	a	a	a
Barbados	a	c	i	b	a	a
Belize			j	k	p	
Cuba	a	g	j	b	a	a
Dominica	b		j	b	b	b
Dominican Republic	a	a	a	a	a	a
Grenada		d	j	l		
Guyana	a	a	a	a	p	a
Haiti	a	e	a	a	a	a
Jamaica	a	a	a	b	a	a
Saint Kitts and Nevis			j	m	q	q
Saint Lucia	a	a	a	a	a	a
Saint Vincent and the Grenadines		a	a	n		a
Suriname	b		j	b	q	q
Trinidad and Tobago		f	j	o	r	

■ Criminalized and/or prosecuted

■ Neither criminalized nor prosecuted

■ Data not available

■ Any criminalization or punitive regulation of sex work

■ Sex work is not subject to punitive regulations or is not criminalized

■ Issue is determined/differs at the subnational level

■ Data not available

■ Death penalty

■ Imprisonment or no penalty specified

■ ■ ■ Data not available

■ Compulsory detention for drug offences

■ ■ ■ ■ Data not available

■ Yes, for adolescents younger than 18

■ Yes, for adolescents younger than 14 or 16

■ Yes, for adolescents younger than 12

■ No

■ Data not available

■ Yes

■ No

■ Data not available

Laws penalizing same-sex sexual acts have been decriminalized or never existed, or no specific legislation

Possession of drugs for personal use or drug use or consumption are specified as a criminal offence

Possession of drugs for personal use or drug use or consumption are not punished by laws or regulations

Possession of drugs for personal use or drug use or consumption is specified as a non-criminal offence

Laws criminalizing the transmission of, non-disclosure of or exposure to HIV	Laws or policies restricting the entry, stay and residence of people living with HIV (t)	Mandatory HIV testing for marriage, work or residence permits or for certain groups
a		a
b		a
a		a
s		
a		a
b		b
a		a
a		a
a		a
a		a
		a
a		a
a		a
b		q

Yes
No
Data not available

No, but prosecutions exist based on general criminal laws

Yes
No
Data not available

Require HIV testing or disclosure for some permits

No restrictions

Data not available

Yes
No
Data not available

Require HIV testing or disclosure for some permits

No restrictions

Data not available

Deport, prohibit short- and/or long-stay and require HIV testing or disclosure for some permits

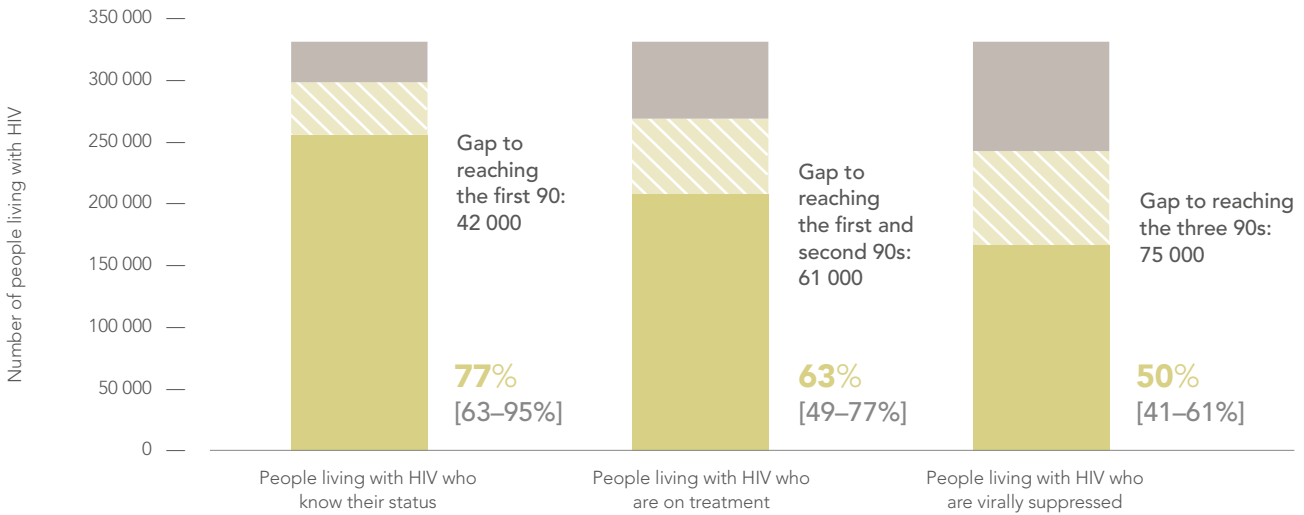
Prohibit short- and/or long-stay and require HIV testing or disclosure for some permits

Sources:

- a. UNAIDS National Commitments and Policy Instrument, 2019 (see <http://lawsandpolicies.unaids.org/>).
- b. UNAIDS National Commitments and Policy Instrument, 2017 (see <http://lawsandpolicies.unaids.org/>).
- c. Barbados. Sexual Offences Act, 1992. Sections 18 and 20.
- d. Grenada. Criminal Code. Chapter 72A (76 of 1958), section 137 (30) (<https://prostitution.procon.org/sourcefiles/GrenadaCriminalCode.pdf>).
- e. Haiti. Código Penal de Haiti (<https://wipo.lex.wipo.int/en/text/200018>).
- f. Trinidad and Tobago. Sexual Offences Act. Article 23 (<https://rgd.legalaffairs.gov.tt/laws2/alphabeticallist/lawspdfs/11.28.pdf>).
- g. Cuba. Penal Code. Article 302 (<https://www.wipo.int/edocs/lexdocs/laws/es/cu/cu004es.pdf>).
- h. Antigua and Barbuda. The Sexual Offences Act, 1995 (<https://www.ilo.org/dyn/natlex/docs/ELECTRONIC/42538/79312/F1146620290/ATG42538.pdf>).
- i. Barbados. Sexual Offences Act, 1992. Section 9 (<http://www2.ohchr.org/english/bodies/hrc/docs/ngos/lgbti2.pdf>).
- j. Mendos LR. State-sponsored homophobia 2019. 13th ed. Geneva: ILGA; 2019.
- k. Belize. Misuse of Drugs Act, Chapter 103. Revised edition (2000). Section 7 (http://www.cicad.oas.org/fortalecimiento_institucional/legislations/PDF/BZ/misuse_of_drugs_act.pdf).
- l. Grenada. Drug Abuse (Prevention and Control) Act (7 of 1992). Chapter 84A, section 6 (<http://www.easterncaribbeanlaw.com/wp-content/uploads/2014/07/Microsoft-Word-Cap84A-Drug-Abuse-Prevention-and-Control-Act.doc.pdf>).
- m. St Christopher and Nevis. Drugs (Prevention and Abatement of the Misuse and Abuse of Drugs) Act. Revised edition. Section 6(1) (http://www.easterncaribbeanlaw.com/wp-content/uploads/2014/08/drugs_act.pdf).
- n. Saint Vincent and the Grenadines. Drugs (Prevention of Misuse) Act. Revised edition 1990. Chapter 219, section 7(1) (http://www.cicad.oas.org/fortalecimiento_institucional/legislations/PDF/VC/drugs_act.pdf).
- o. Republic of Trinidad and Tobago. Dangerous Drugs Act (38 of 1991). Chapter 11:25, section 5 (<http://rgd.legalaffairs.gov.tt/laws2/alphabeticallist/lawspdfs/11.25.pdf>).
- p. Sexual Rights Initiative [database]. Sexual Rights Initiative; c2016 (<http://sexualrightsdatabase.org/map/21/Adult%20sex%20work>).
- q. UNAIDS National Commitments and Policy Instrument, 2018 (see <http://lawsandpolicies.unaids.org/>).
- r. National HIV testing and counselling policy. Port of Spain: Ministry of Health, Trinidad and Tobago; 2006 (www.health.gov.tt/downloads/DownloadItem.aspx?id=258).
- s. Cameron S, Bernard EJ. Advancing HIV justice 3: growing the global movement against HIV criminalisation. Amsterdam: HIV Justice Network; May 2019.
- t. Still not welcome: HIV-related travel restrictions. Geneva: UNAIDS, UNDP; 2019 (https://www.unaids.org/sites/default/files/media_asset/hiv-related-travel-restrictions-explainer_en.pdf).

HIV testing and treatment

HIV testing and treatment cascade, Caribbean, 2019

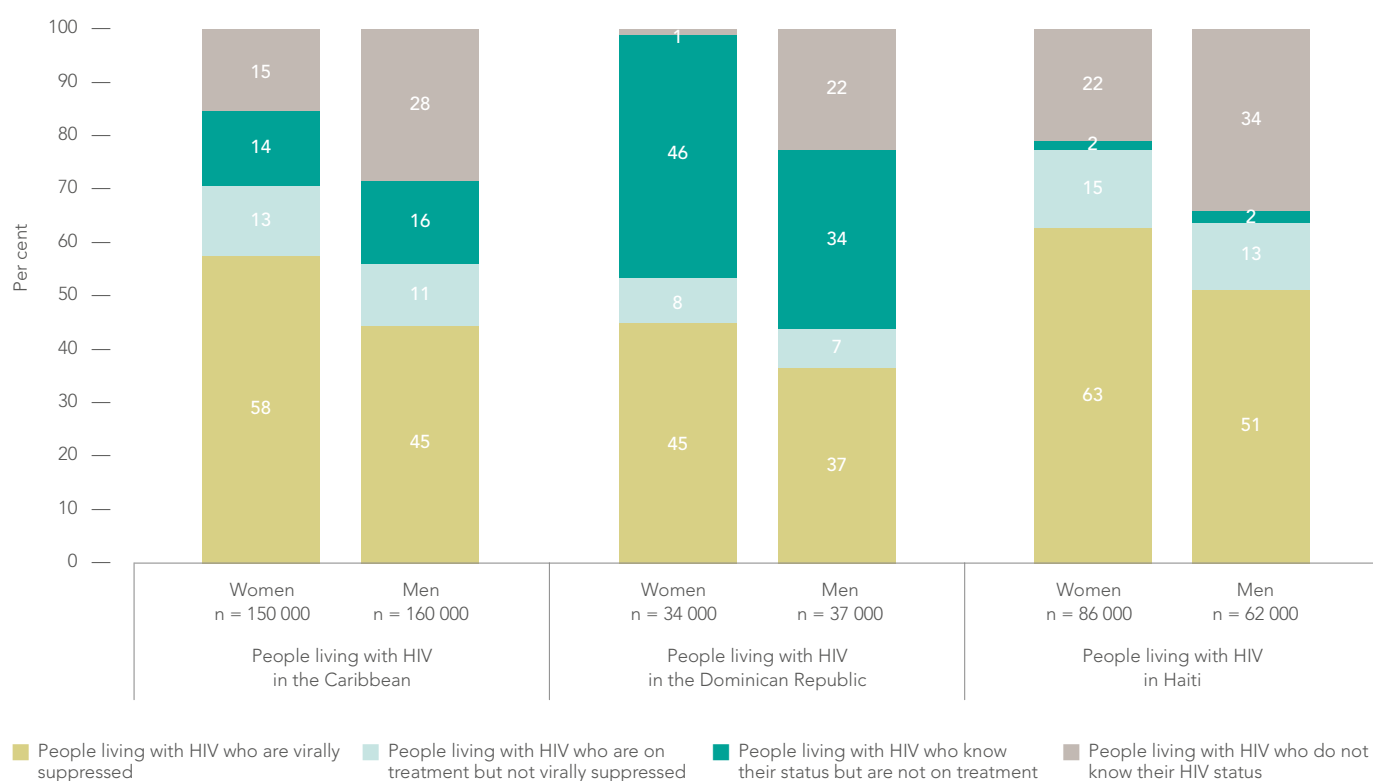


Source: UNAIDS special analysis, 2020 (see methods annex).



Credit: UNAIDS

Estimates of gaps in knowledge of status, HIV treatment and viral suppression among people living with HIV, by sex, Caribbean, 2019



Source: UNAIDS epidemiological estimates, 2020 (see <https://aidsinfo.unaids.org/>); UNAIDS Global AIDS Monitoring, 2020 (see <https://aidsinfo.unaids.org/>).

Uptake of HIV testing and treatment services in the Caribbean is significantly higher among women living with HIV than among men living with HIV. For example, viral suppression among women

living with HIV in the region is 13 percentage points higher than among their male peers. This gap is slightly smaller in the Dominican Republic and Haiti.

90–90–90 country scorecard: Caribbean, 2019

	First 90: percentage of people living with HIV who know their status			Second 90: percentage of people who know their status who are on treatment			Third 90: percentage of people living with HIV on treatment who are virally suppressed			Viral load suppression: percentage of people living with HIV who are virally suppressed		
	All ages	Women (15 years and older)	Men (15 years and older)	All ages	Women (15 years and older)	Men (15 years and older)	All ages	Women (15 years and older)	Men (15 years and older)	All ages	Women (15 years and older)	Men (15 years and older)
Caribbean	77	85	72	81	83	78	80	82	80	50	58	45
Antigua and Barbuda							65	64	66			
Bahamas												
Barbados	90	89	91	58	57	59	89	89	88	46	45	47
Belize							65	65	67			
Cuba	85	97	83	89	92	89						
Dominica				27	35	23	62	68	57			
Dominican Republic	88	99	78	55	54	57	84	84	84	40	45	37
Grenada												
Guyana	94	96	97	73	83	64	87	86	88	60	68	54
Haiti	72	79	66	98	98	97	80	81	80	56	63	51
Jamaica							79	79	79	35	53	25
Saint Kitts and Nevis							60	73	55			
Saint Lucia				41	46	37	40	43	37			
Saint Vincent and the Grenadines							82	84	81			
Suriname	60	70	52	83	84	83	90	91	89	45	54	38
Trinidad and Tobago							91	91	93	67	66	71

Legend for 90–90–90

95% and above
90–94%
85–89%
70–84%
50–69%
Less than 50%

Legend for viral load suppression

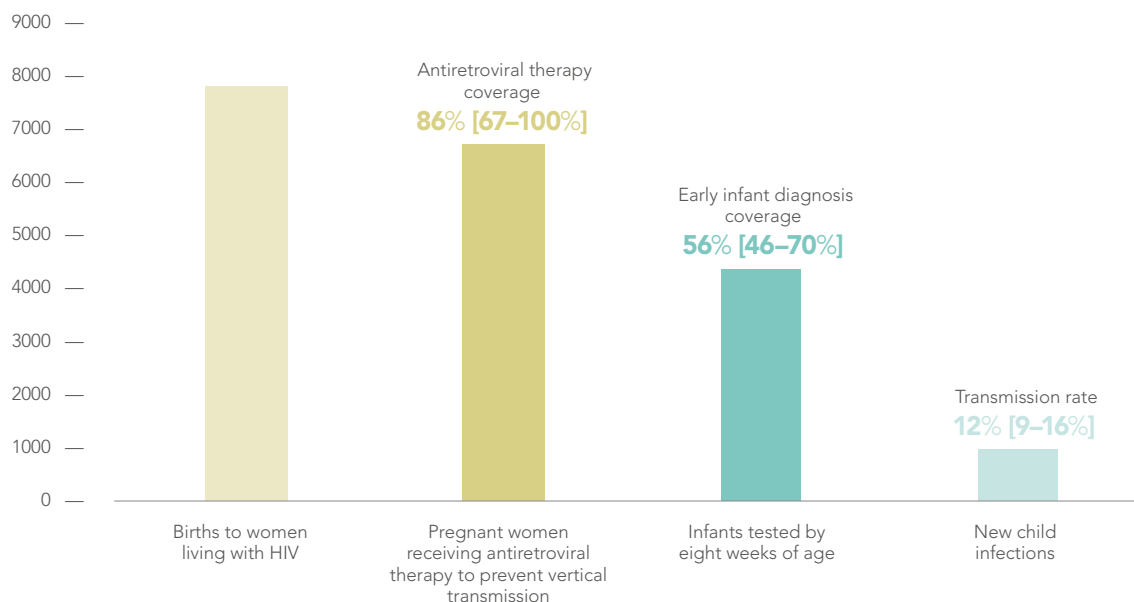
86% and above
73–85%
65–72%
40–64%
Less than 25%

Source: UNAIDS special analysis, 2020 (see methods annex).

Note: Estimates for 2019 except: Antigua and Barbuda (2017); and Belize, Grenada, Saint Kitts and Nevis, and Saint Vincent and the Grenadines (2018).

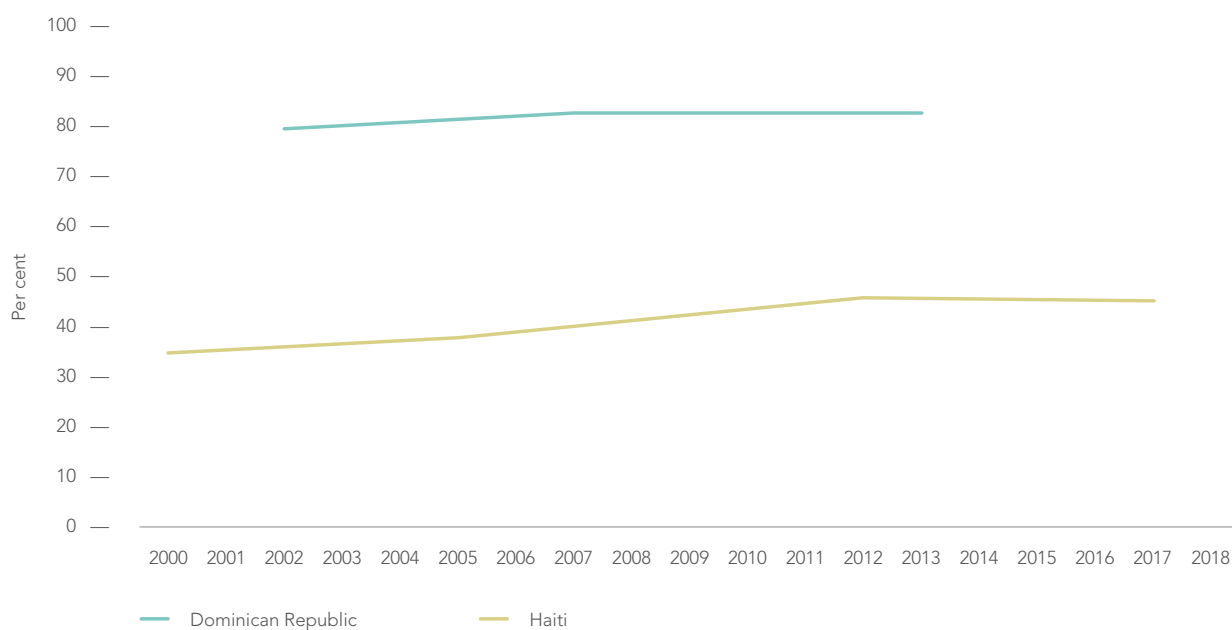
People-centred services

Services for pregnant women living with HIV, early infant diagnosis, number of new vertical infections and transmission rate, Caribbean, 2019



Source: UNAIDS epidemiological estimates, 2020 (see <https://aidsinfo.unaids.org/>); UNAIDS Global AIDS Monitoring, 2020 (see <https://aidsinfo.unaids.org/>).

Women aged 15 to 49 years who have their demand for family planning satisfied by modern methods, countries with available data, Caribbean, 2000–2017



Source: Population-based surveys, 2000–2017.

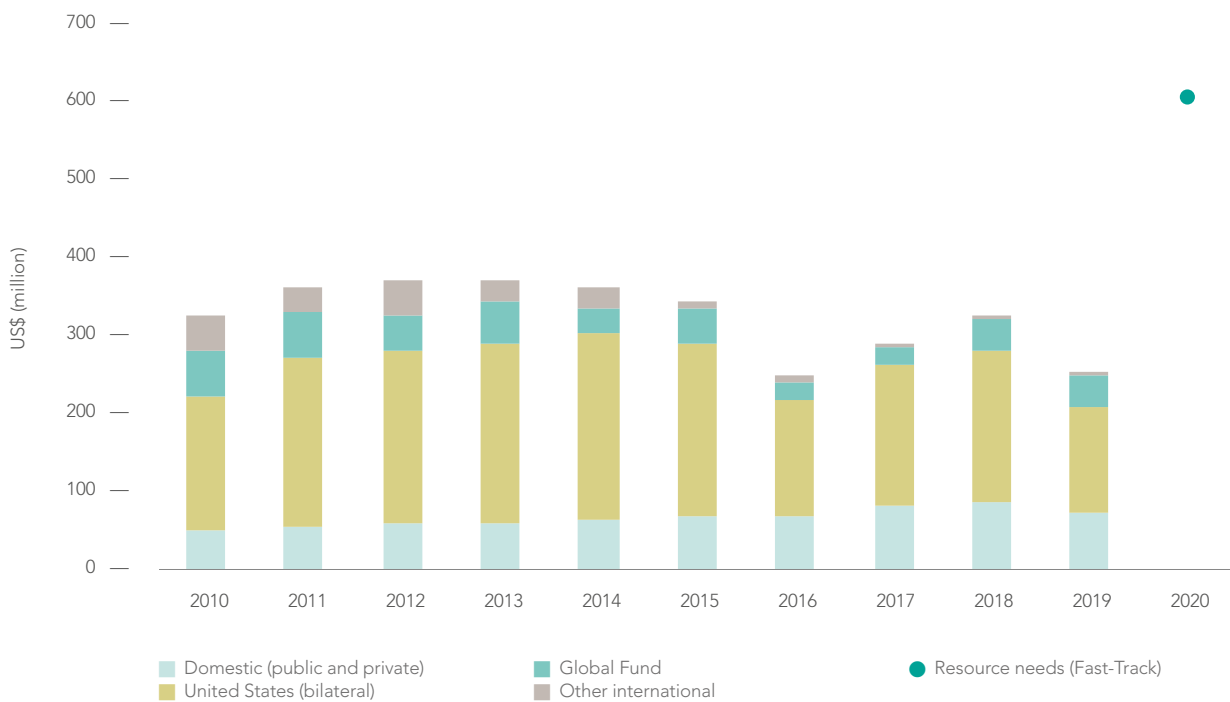
Investing to end AIDS

The resources available for HIV responses in the Caribbean peaked in 2013 and declined precipitously until 2016, followed by a recovery through 2018. HIV response resources then declined by 22%, leaving the region at just 42% of its 2020 target.

The main source of funding for HIV responses in the region is United States Government bilateral sources, which accounted for 54% of the total in 2019. Domestic resources constituted 28% of the

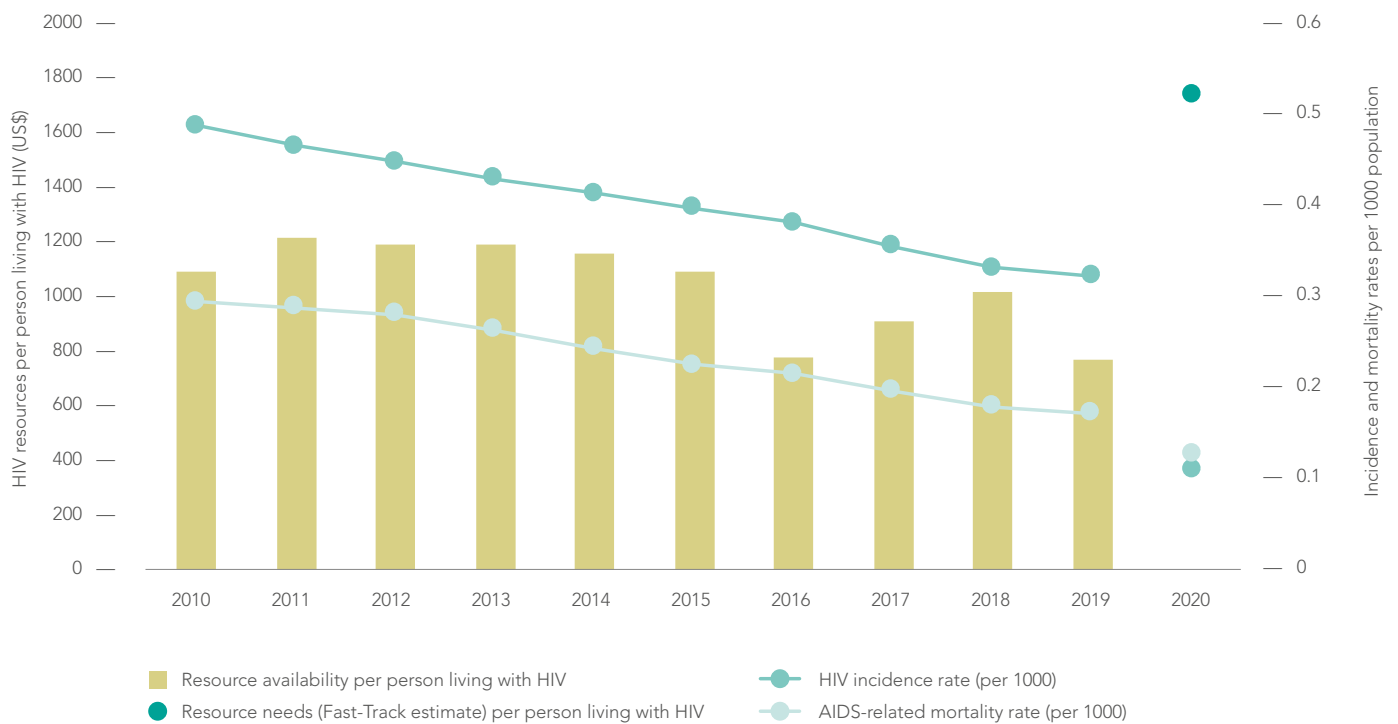
total, the Global Fund to Fight AIDS, Tuberculosis and Malaria (the Global Fund) accounted for 16% and other international sources accounted for 1%. HIV resource availability from domestic sources increased by 38% from 2010 to 2019, while funding from United States Government bilateral sources, the Global Fund and all other international sources decreased by 19%, 30% and 92%, respectively (all trends measured in constant 2016 US dollars to control for inflation). The Global Fund is the only source that increased between 2018 and 2019.

Resource availability for HIV by source, 2010–2019, and estimated Fast-Track resource needs in 2020, Caribbean



Source: UNAIDS epidemiological estimates, 2020 (see <https://aidsinfo.unaids.org/>).

Total HIV resource availability per person living with HIV, HIV incidence and AIDS-related mortality rates in low- and middle-income countries, Caribbean, 2010–2019 and 2020 target



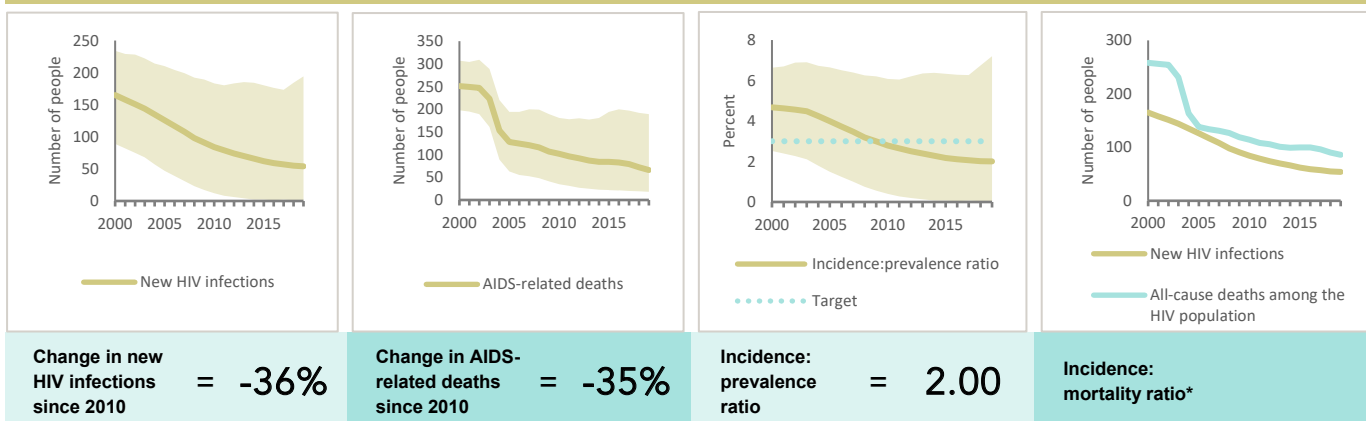
Source UNAIDS financial estimates, 2020 (see <http://hivfinancial.unaids.org/hivfinancialdashboards.html>).
 Note: Resource availability per person living with HIV and resource needs are in constant 2016 US dollars.

BARBADOS

EPIDEMIC ESTIMATES

	2010	2015	2019
New HIV infections			
New HIV infections (all ages)	<100 [<100– <200]	<100 [<100– <200]	<100 [<100– <200]
New HIV infections (0–14)	... [...–...]	... [...–...]	... [...–...]
New HIV infections (women, 15+)	<100 [<100– <100]	<100 [<100– <100]	<100 [<100– <100]
New HIV infections (men, 15+)	<100 [<100– <200]	<100 [<100– <200]	<100 [<100– <200]
HIV incidence per 1000 population	0.3 [0.04–0.65]	0.22 [<0.01–0.62]	0.18 [<0.01–0.67]
AIDS-related deaths			
AIDS-related deaths (all ages)	<200 [<100– <200]	<100 [<100– <200]	<100 [<100– <200]
AIDS-related deaths (0–14)	... [...–...]	... [...–...]	... [...–...]
AIDS-related deaths (women, 15+)	<100 [<100– <100]	<100 [<100– <100]	<100 [<100– <100]
AIDS-related deaths (men, 15+)	<100 [<100– <200]	<100 [<100– <200]	<100 [<100– <200]
People living with HIV			
People living with HIV (all ages)	3000 [1800–4500]	2800 [1500–4700]	2700 [1300–4700]
People living with HIV (0–14)	... [...–...]	... [...–...]	... [...–...]
People living with HIV (women, 15+)	1300 [770–2000]	1200 [660–2000]	1100 [590–1900]
People living with HIV (men, 15+)	1700 [960–2600]	1600 [810–2700]	1500 [710–2700]
HIV prevalence (15–49)	1.3 [0.7–2]	1 [0.4–1.7]	0.8 [0.3–1.5]

EPIDEMIC TRANSITION METRICS



* The incidence:mortality ratio is not published if the country has not achieved antiretroviral therapy coverage of 81% or higher (the testing and treatment target for 2020).

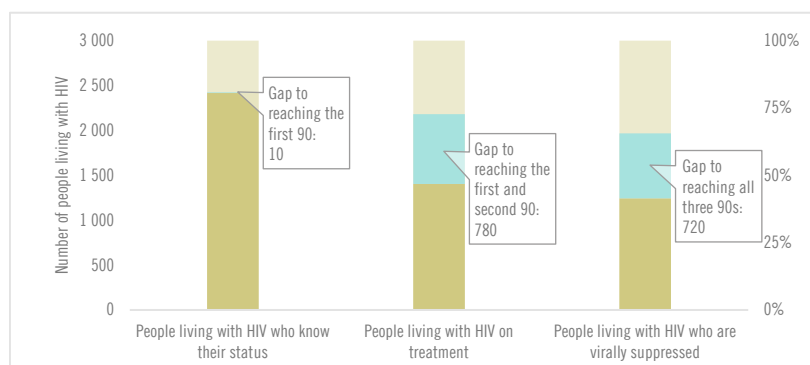
EXPENDITURES

	Financing sources					Total
	Domestic private	Domestic public	International: PEPFAR	International: Global Fund	International: all others	
Last available report: 2013	...	US\$ 5 478 563	US\$ 235 742	...	US\$ 10 256 837	US\$ 15 971 143

Note: Global AIDS Monitoring report was not available at the time of publication.

COUNTRY DATA

HIV TESTING AND TREATMENT CASCADE



All ages	90% [43–100%]	52% [25–90%] 1 405	46% [22–80%]
Children (0–14)	...% [...–...%]	...% [...–...%]% [...–...%]
Women (15+)	89% [45–100%]	51% [26–86%] 585	45% [23–77%]
Men (15+)	91% [42–100%]	53% [24–94%] 815	47% [22–83%]

ELIMINATION OF MOTHER-TO-CHILD TRANSMISSION

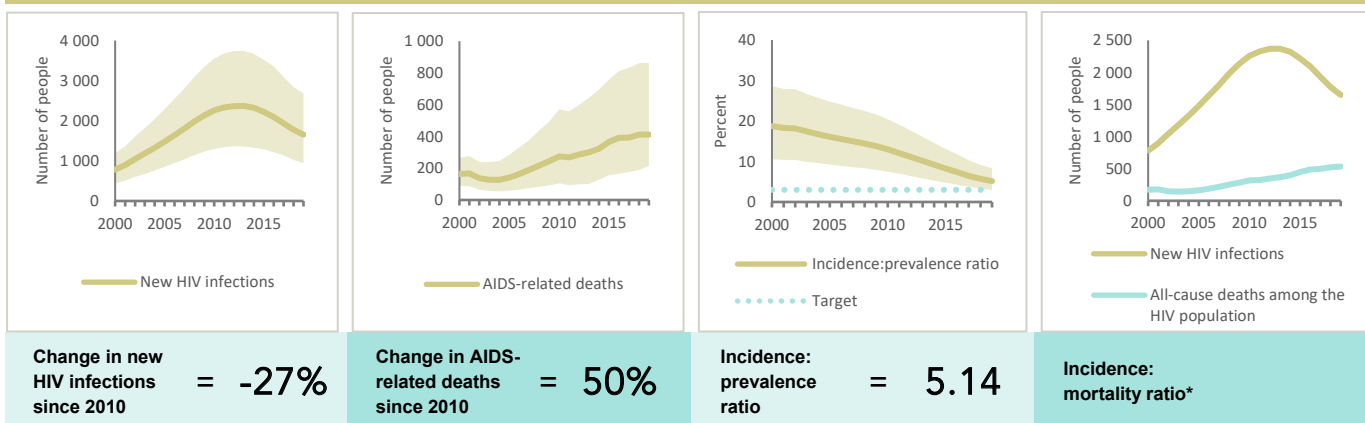
	2010	2019
Percentage of pregnant women living with HIV accessing antiretroviral medicines	...% [...–...%]	...% [...–...%]
Final vertical transmission rate including during breastfeeding	...% [...–...%]	...% [...–...%]
Early infant diagnosis	...% [...–...%]	...% [...–...%]

CUBA

EPIDEMIC ESTIMATES

	2010	2015	2019
New HIV infections			
New HIV infections (all ages)	2300 [1300–3500]	2200 [1300–3500]	1700 [940–2700]
New HIV infections (0–14)	<100 [<100– <100]	<100 [<100– <100]	<100 [<100– <100]
New HIV infections (women, 15+)	<500 [<500–570]	<500 [<500–590]	<500 [<200– <500]
New HIV infections (men, 15+)	1800 [1100–3000]	1800 [1000–2900]	1400 [750–2200]
HIV incidence per 1000 population	0.2 [0.11–0.31]	0.2 [0.11–0.31]	0.14 [0.08–0.24]
AIDS-related deaths			
AIDS-related deaths (all ages)	<500 [<200–570]	<500 [<200–760]	<500 [<500–860]
AIDS-related deaths (0–14)	<100 [<100– <100]	<100 [<100– <100]	<100 [<100– <100]
AIDS-related deaths (women, 15+)	<100 [<100– <100]	<100 [<100– <200]	<100 [<100– <200]
AIDS-related deaths (men, 15+)	<500 [<100– <500]	<500 [<200–620]	<500 [<200–720]
People living with HIV			
People living with HIV (all ages)	17 000 [10 000–26 000]	27 000 [17 000–40 000]	32 000 [20 000–47 000]
People living with HIV (0–14)	<100 [<100– <200]	<200 [<100– <200]	<100 [<100– <200]
People living with HIV (women, 15+)	3100 [1800–4300]	4700 [2800–6600]	5700 [3400–7800]
People living with HIV (men, 15+)	14 000 [8600–22 000]	22 000 [14 000–33 000]	26 000 [16 000–39 000]
HIV prevalence (15–49)	0.2 [0.1–0.3]	0.4 [0.2–0.5]	0.4 [0.2–0.6]

EPIDEMIC TRANSITION METRICS



* The incidence:mortality ratio is not published if the country has not achieved antiretroviral therapy coverage of 81% or higher (the testing and treatment target for 2020).

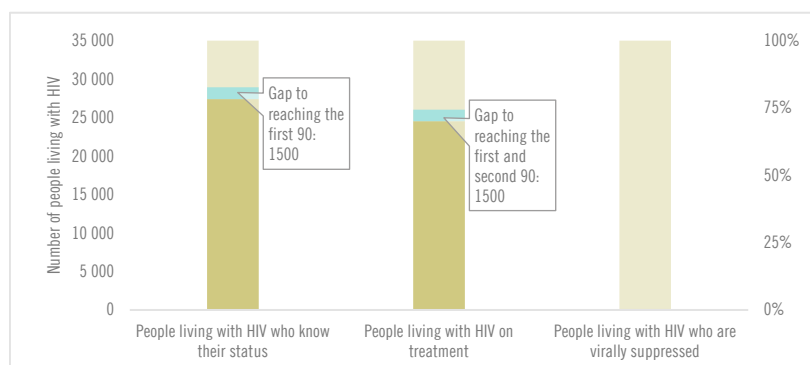
EXPENDITURES

	Financing sources					Total
	Domestic private	Domestic public	International: PEPFAR	International: Global Fund	International: all others	
Last available report: 2013	...	US\$ 63 807 290	...	US\$ 5 927 082	...	US\$ 69 734 372

Note: Global AIDS Monitoring report was not available at the time of publication.

COUNTRY DATA

HIV TESTING AND TREATMENT CASCADE



All ages	85% [54–100%]	76% [48–100%] 24 518	...% [...–...%]
Children (0–14)	34% [17–63%]	34% [17–63%] 33	...% [...–...%]
Women (15+)	97% [58–100%]	89% [53–100%] 5 048	...% [...–...%]
Men (15+)	83% [51–100%]	74% [45–100%] 19 437	...% [...–...%]

ELIMINATION OF MOTHER-TO-CHILD TRANSMISSION

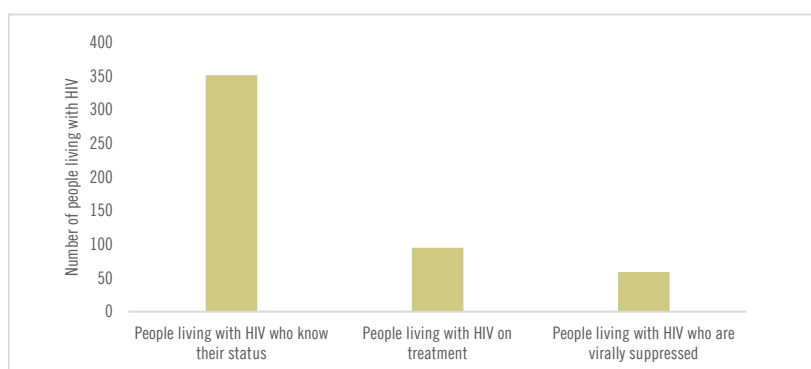
	2010	2019
Percentage of pregnant women living with HIV accessing antiretroviral medicines	64% [37–89%]	100% [63–100%]
Final vertical transmission rate including during breastfeeding	17% [8–21%]	4% [4–9%]
Early infant diagnosis	62.9% [45.2– >95%]	>95% [83.9– >95%]

DOMINICA

KEY POPULATIONS

	Sex workers	Men who have sex with men	People who inject drugs	Transgender people	Prisoners
Estimated size of population
HIV prevalence	0.4%
HIV testing and status awareness
Antiretroviral therapy coverage
Condom use	42.3%
Coverage of HIV prevention programmes	42.3%	8.4%
Avoidance of health care because of stigma and discrimination
Expenditures in US\$

HIV TESTING AND TREATMENT CASCADE



	...% [...-...%]	...% [...-...%]	...% [...-...%]
All ages	351	95	59
Children (0–14)	0	0	0
Women (15+)	116	41	28
Men (15+)	235	54	31

HIV COMORBIDITIES

Estimated number of incident tuberculosis cases among people living with HIV (2018)	...
People living with HIV who started TB preventive therapy (2018)	...
Cervical cancer screening of women living with HIV	...
People coinfectd with HIV and hepatitis C virus starting hepatitis C treatment (2018)	0%

HIV PREVENTION

Adults aged 15+ years with unsuppressed viral load	...
Knowledge of HIV prevention among young people aged 15–24 years (2010)	
— Women	56.2%
— Men	47.8%

Condom use at last sex with a non-marital, non-cohabiting partner among people aged 15–49 years	
— Women	...
— Men	...

Women aged 15–49 years who have their demand for family planning satisfied by modern methods	...
--	-----

Men aged 15–49 years who are circumcised	Not applicable
--	----------------

Voluntary medical male circumcisions performed according to national standards	Not applicable
--	----------------

People who received PrEP at least once during the reporting period	...
--	-----

Harm reduction	
— Use of sterile injecting equipment at last injection	...
— Needles and syringes distributed per person who injects	...
— Coverage of opioid substitution therapy	...
— Naloxone available (2019)	...
— Safe injection rooms available (2019)	...

EXPENDITURES

	Financing sources					Total
	Domestic private	Domestic public	International: PEPFAR	International: Global Fund	International: all others	
Last available report: 2019	US\$ 108 111	US\$ 2 013 000	US\$ 0	US\$ 0	US\$ 0	US\$ 2 157 887

Note: HIV epidemiological estimates were not available at the time of publication.

COUNTRY DATA

LAWS AND POLICIES

Laws criminalizing the transmission of, non-disclosure of or exposure to HIV transmission	No
Criminalization of sex work among consenting adults	Sex work is not subject to punitive regulations or is not criminalized
Criminalization of same-sex sexual acts	Yes, imprisonment (up to 14 years)
Drug use or possession for personal use is an offence	Possession of drugs for personal use or drug use or consumption are specified as a criminal offence
Criminalization of transgender people	Neither criminalized nor prosecuted
Laws or policies restricting the entry, stay and residence of people living with HIV	No
Parental consent for adolescents to access HIV testing	Yes, for adolescents younger than 18 years
Spousal consent for married women to access sexual and reproductive health services	No
Mandatory HIV testing for marriage, work or residence permits or for certain groups	Yes

STIGMA AND DISCRIMINATION

Percentage of women and men aged 15–49 years who report discriminatory attitudes towards people living with HIV

Percentage of people living with HIV denied health services because of their HIV status in the last 12 months

Percentage of people living with HIV who reported a health-care professional told others about their HIV status without their consent

VIOLENCE

Proportion of ever-married or partnered women aged 15–49 years who experienced physical or sexual violence from a male intimate partner in the past 12 months

DOMINICAN REPUBLIC

COUNTRY DATA

EPIDEMIC ESTIMATES

	2010	2015	2019
New HIV infections			
New HIV infections (all ages)	3300 [2500–4300]	2900 [2100–3900]	2800 [1700–3800]
New HIV infections (0–14)	<500 [<200– <500]	<200 [<100– <200]	<100 [<100– <200]
New HIV infections (women, 15+)	1300 [980–1600]	980 [700–1300]	860 [580–1100]
New HIV infections (men, 15+)	1800 [1300–2300]	1900 [1300–2500]	1900 [1100–2500]
HIV incidence per 1000 population	0.34 [0.27–0.45]	0.29 [0.2–0.39]	0.27 [0.16–0.36]
AIDS-related deaths			
AIDS-related deaths (all ages)	3800 [2800–5400]	2700 [1900–3900]	1900 [1400–2700]
AIDS-related deaths (0–14)	<200 [<200– <500]	<100 [<100– <200]	<100 [<100– <200]
AIDS-related deaths (women, 15+)	1600 [1100–2300]	1200 [820–1700]	890 [630–1300]
AIDS-related deaths (men, 15+)	2100 [1500–2900]	1400 [1000–2000]	990 [700–1400]
People living with HIV			
People living with HIV (all ages)	80 000 [65 000–100 000]	73 000 [60 000–91 000]	72 000 [58 000–88 000]
People living with HIV (0–14)	2800 [2300–3800]	1900 [1500–2600]	1300 [1100–1800]
People living with HIV (women, 15+)	37 000 [30 000–47 000]	35 000 [29 000–43 000]	34 000 [28 000–41 000]
People living with HIV (men, 15+)	40 000 [32 000–52 000]	37 000 [29 000–46 000]	37 000 [29 000–46 000]
HIV prevalence (15–49)	1.3 [1–1.7]	1.1 [0.9–1.3]	0.9 [0.8–1.2]

LAWS AND POLICIES

Laws criminalizing the transmission of, non-disclosure of or exposure to HIV transmission	Yes
Criminalization of sex work among consenting adults	Sex work is not subject to punitive regulations or is not criminalized
Criminalization of same-sex sexual acts	Laws penalizing same-sex sexual acts have been decriminalized or never existed
Drug use or possession for personal use is an offence	Possession of drugs for personal use or drug use and/or consumption are specified as criminal offences
Criminalization of transgender people	Neither criminalized nor prosecuted
Laws or policies restricting the entry, stay and residence of people living with HIV	Yes
Parental consent for adolescents to access HIV testing	Yes, for adolescents younger than 16 years
Spousal consent for married women to access sexual and reproductive health services	No
Mandatory HIV testing for marriage, work or residence permits or for certain groups	Yes

STIGMA AND DISCRIMINATION

Percentage of women and men aged 15–49 years who report discriminatory attitudes towards people living with HIV

Percentage of people living with HIV denied health services because of their HIV status in the last 12 months

Percentage of people living with HIV who reported a health-care professional told others about their HIV status without their consent

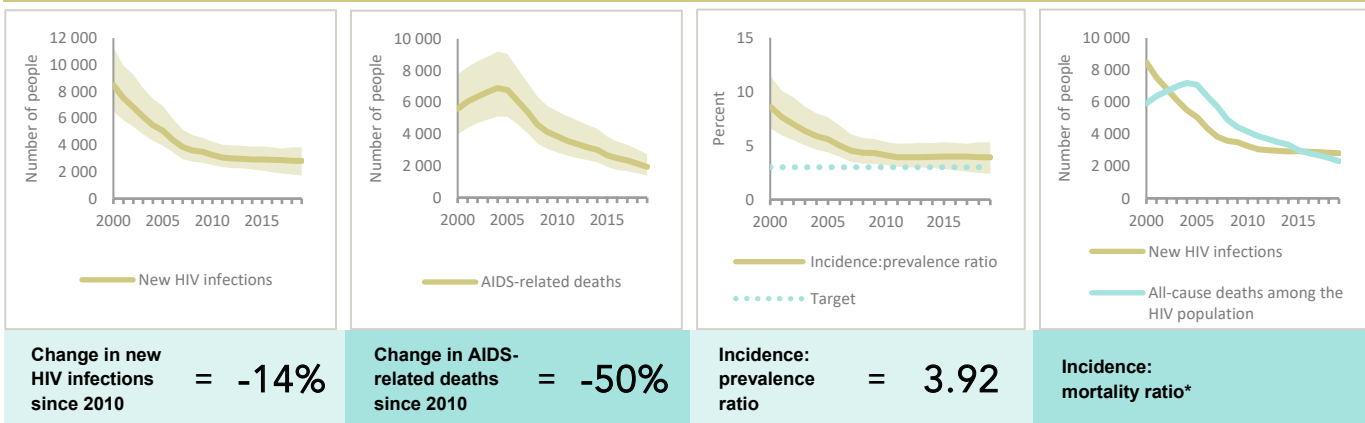
VIOLENCE

Proportion of ever-married or partnered women aged 15–49 years who experienced physical or sexual violence from a male intimate partner in the past 12 months

EXPENDITURES

	Financing sources					Total
	Domestic private	Domestic public	International: PEPFAR	International: Global Fund	International: all others	
Last available report: 2019	US\$ 25 027 710	US\$ 40 931 323	US\$ 20 558 584	US\$ 9 897 659	US\$ 25 948	US\$ 97 118 277

EPIDEMIC TRANSITION METRICS



* The incidence:mortality ratio is not published if the country has not achieved antiretroviral therapy coverage of 81% or higher (the testing and treatment target for 2020).

KEY POPULATIONS

	Sex workers	Men who have sex with men	People who inject drugs	Transgender people	Prisoners
Estimated size of population	...	130 000	...	9400	29 000
HIV prevalence	4.2%	4.0%	...	27.7%	...
HIV testing and status awareness	90.8%	63.3%	...	83.3%	...
Antiretroviral therapy coverage	63.6%	24.3%	...	12.8%	...
Condom use	83.7%	42.0%	...	20.2%	...
Coverage of HIV prevention programmes	16.8%	30.4%	...	37.1%	...
Avoidance of health care because of stigma and discrimination	...	1.9%
Expenditures in US\$ (2019)	169 699	380 790	2885

HIV COMORBIDITIES

Estimated number of incident tuberculosis cases among people living with HIV (2018)	1200 [920–1500]
People living with HIV who started TB preventive therapy (2018)	28.4%
Cervical cancer screening of women living with HIV	...
People coinfectd with HIV and hepatitis C virus starting hepatitis C treatment	...

HIV PREVENTION

Adults aged 15+ years with unsuppressed viral load	0.5%
Knowledge of HIV prevention among young people aged 15–24 years (2014)	
— Women	46.4%
— Men	...
Condom use at last sex with a non-marital, non-cohabiting partner among people aged 15–49 years (2013)	
— Women	44.7%
— Men	71%

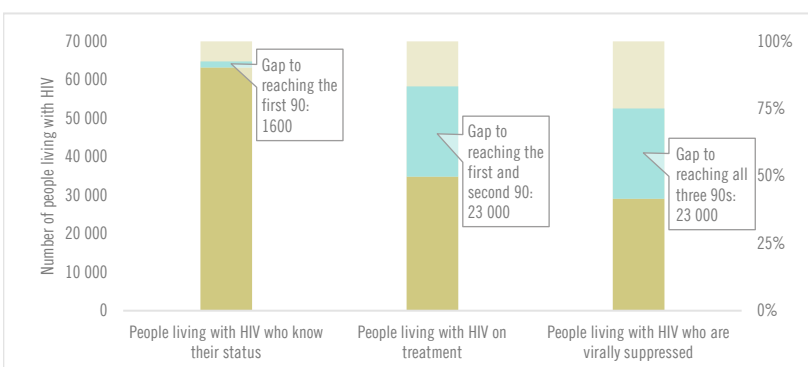
Women aged 15–49 years who have their demand for family planning satisfied by modern methods	...
Men aged 15–49 years who are circumcised (2013)	Not applicable

Voluntary medical male circumcisions performed according to national standards	Not applicable
--	----------------

People who received PrEP at least once during the reporting period (2019)	268
---	-----

Harm reduction	
— Use of sterile injecting equipment at last injection	...
— Needles and syringes distributed per person who injects (2015)	2
— Coverage of opioid substitution therapy	...
— Naloxone available (2019)	No
— Safe injection rooms available (2019)	No

HIV TESTING AND TREATMENT CASCADE



	88% [71–100%]	48% [39–59%] 34 839	40% [33–50%]
All ages			
Children (0–14)	82% [66–100%]	47% [38–63%] 626	29% [23–39%]
Women (15+)	99% [83–100%]	53% [45–65%] 17 961	45% [38–54%]
Men (15+)	78% [61–96%]	44% [35–54%] 16 252	37% [29–45%]

ELIMINATION OF MOTHER-TO-CHILD TRANSMISSION

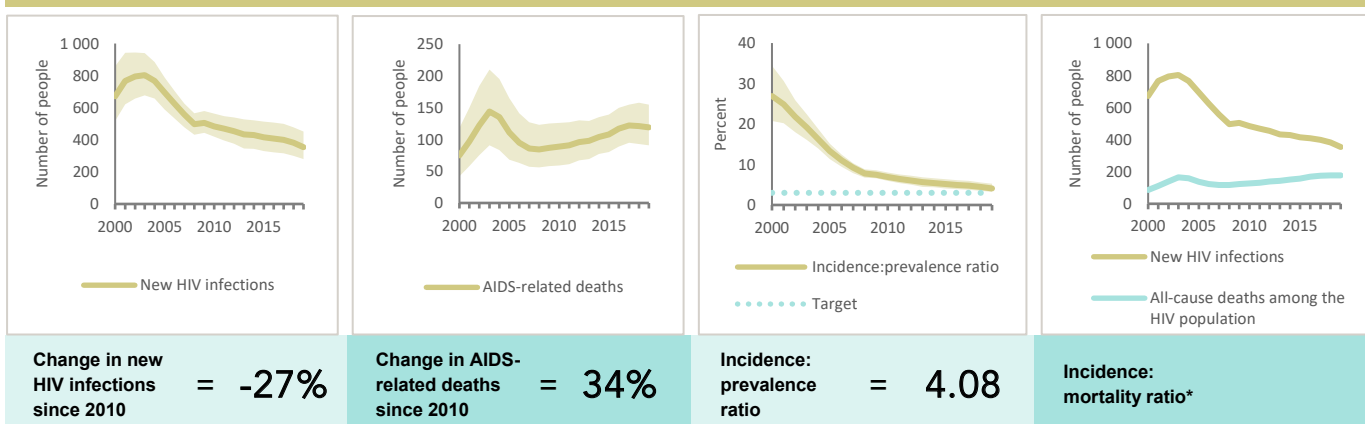
	2010	2019
Percentage of pregnant women living with HIV accessing antiretroviral medicines	54% [44–73%]	80% [65–99%]
Final vertical transmission rate including during breastfeeding	17% [15–21%]	12% [8–16%]
Early infant diagnosis	9.3% [6.9–11.4%]	73.6% [59.3–90.8%]

GUYANA

EPIDEMIC ESTIMATES

	2010	2015	2019
New HIV infections			
New HIV infections (all ages)	<500 [<500–560]	<500 [<500–510]	<500 [<500– <500]
New HIV infections (0–14)	<100 [<100– <100]	<100 [<100– <100]	<100 [<100– <100]
New HIV infections (women, 15+)	<200 [<200– <500]	<200 [<200– <500]	<200 [<200– <500]
New HIV infections (men, 15+)	<500 [<500– <500]	<500 [<200– <500]	<200 [<200– <500]
HIV incidence per 1000 population	0.62 [0.54–0.72]	0.51 [0.41–0.64]	0.42 [0.34–0.54]
AIDS-related deaths			
AIDS-related deaths (all ages)	<100 [<100– <200]	<200 [<100– <200]	<200 [<100– <200]
AIDS-related deaths (0–14)	<100 [<100– <100]	<100 [<100– <100]	<100 [<100– <100]
AIDS-related deaths (women, 15+)	<100 [<100– <100]	<100 [<100– <100]	<100 [<100– <100]
AIDS-related deaths (men, 15+)	<100 [<100– <100]	<100 [<100– <100]	<100 [<100– <100]
People living with HIV			
People living with HIV (all ages)	7000 [6300–7700]	8100 [7300–8900]	8700 [7800–9700]
People living with HIV (0–14)	<500 [<500– <500]	<500 [<500– <500]	<500 [<500– <500]
People living with HIV (women, 15+)	3500 [3100–3900]	3800 [3400–4200]	4100 [3700–4500]
People living with HIV (men, 15+)	3200 [2900–3600]	3900 [3400–4300]	4300 [3700–4800]
HIV prevalence (15–49)	1.4 [1.3–1.5]	1.4 [1.3–1.6]	1.4 [1.2–1.5]

EPIDEMIC TRANSITION METRICS



* The incidence:mortality ratio is not published if the country has not achieved antiretroviral therapy coverage of 81% or higher (the testing and treatment target for 2020).

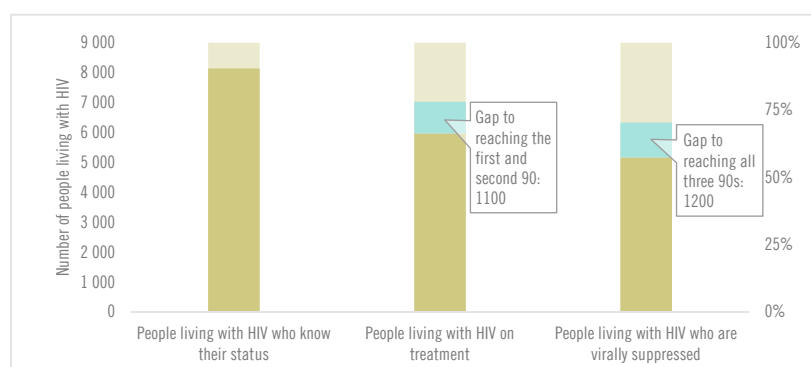
EXPENDITURES

	Financing sources					Total
	Domestic private	Domestic public	International: PEPFAR	International: Global Fund	International: all others	
Last available report: 2012	US\$ 1 142 925	US\$ 3 347 064	US\$ 21 921 471

Note: Global AIDS Monitoring report was not available at the time of publication.

COUNTRY DATA

HIV TESTING AND TREATMENT CASCADE



All ages	94% [84–100%]	69% [62–77%] 5 966	60% [53–66%]
Children (0–14)	34% [30–39%]	34% [30–39%] 114	21% [18–24%]
Women (15+)	96% [86–100%]	79% [72–88%] 3 221	68% [61–76%]
Men (15+)	97% [84–100%]	62% [53–69%] 2 631	54% [47–61%]

ELIMINATION OF MOTHER-TO-CHILD TRANSMISSION

	2010	2019
Percentage of pregnant women living with HIV accessing antiretroviral medicines	37% [32–43%]	100% [100–100%]
Final vertical transmission rate including during breastfeeding	21% [20–23%]	7% [6–8%]
Early infant diagnosis	16.6% [14.3–19.1%]	>95% [>95– >95%]

EPIDEMIC ESTIMATES

	2010	2015	2019
New HIV infections			
New HIV infections (all ages)	9000 [7900–10 000]	7200 [5800–8900]	5700 [4200–7600]
New HIV infections (0–14)	1600 [1200–2000]	950 [610–1300]	720 [<500–1100]
New HIV infections (women, 15+)	4000 [3400–4600]	3400 [2700–4100]	2700 [1900–3500]
New HIV infections (men, 15+)	3400 [2800–4100]	2900 [2200–3600]	2300 [1700–3200]
HIV incidence per 1000 population	0.92 [0.81–1.06]	0.69 [0.55–0.85]	0.52 [0.38–0.69]
AIDS-related deaths			
AIDS-related deaths (all ages)	5000 [4200–6000]	3900 [3200–4600]	2700 [2100–3300]
AIDS-related deaths (0–14)	1100 [800–1400]	620 [<500–890]	<500 [<500–760]
AIDS-related deaths (women, 15+)	2000 [1600–2400]	1400 [1100–1700]	970 [750–1200]
AIDS-related deaths (men, 15+)	2000 [1500–2500]	1900 [1500–2300]	1300 [940–1600]
People living with HIV			
People living with HIV (all ages)	140 000 [120 000–160 000]	150 000 [130 000–170 000]	160 000 [130 000–180 000]
People living with HIV (0–14)	12 000 [10 000–14 000]	9900 [7800–12 000]	8300 [6200–10 000]
People living with HIV (women, 15+)	73 000 [63 000–82 000]	80 000 [70 000–91 000]	86 000 [74 000–97 000]
People living with HIV (men, 15+)	56 000 [48 000–65 000]	60 000 [52 000–69 000]	62 000 [53 000–71 000]
HIV prevalence (15–49)	2.2 [1.8–2.5]	2 [1.7–2.3]	1.9 [1.6–2.2]

LAWS AND POLICIES

Laws criminalizing the transmission of, non-disclosure of or exposure to HIV transmission	No
Criminalization of sex work among consenting adults	Sex work is not subject to punitive regulations or is not criminalized
Criminalization of same-sex sexual acts	Laws penalizing same-sex sexual acts have been decriminalized or never existed
Drug use or possession for personal use is an offence	Possession of drugs for personal use or drug use and/or consumption are specified as criminal offences
Criminalization of transgender people	Neither criminalized nor prosecuted
Laws or policies restricting the entry, stay and residence of people living with HIV	No
Parental consent for adolescents to access HIV testing	Yes, for adolescents younger than 16 years
Spousal consent for married women to access sexual and reproductive health services	No
Mandatory HIV testing for marriage, work or residence permits or for certain groups	No

STIGMA AND DISCRIMINATION

Percentage of women and men aged 15–49 years who report discriminatory attitudes towards people living with HIV (2017 refers to women only)	2012	2017
	57.7	71.7

Percentage of people living with HIV denied health services because of their HIV status in the last 12 months

Percentage of people living with HIV who reported a health-care professional told others about their HIV status without their consent

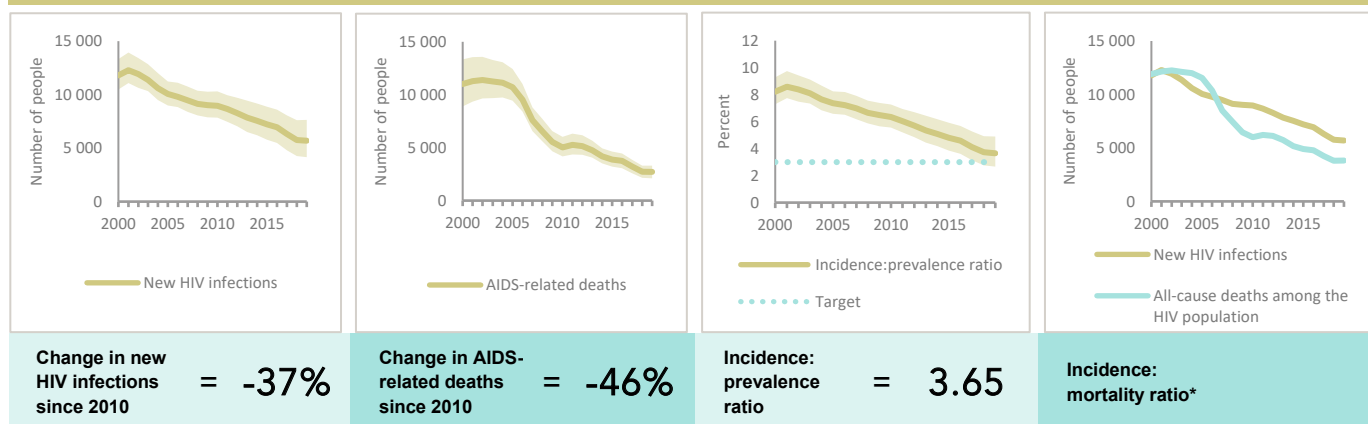
VIOLENCE

Proportion of ever-married or partnered women aged 15–49 years who experienced physical or sexual violence from a male intimate partner in the past 12 months	2012	2017
	14.9	13.9

EXPENDITURES

	Financing sources					Total
	Domestic private	Domestic public	International: PEPFAR	International: Global Fund	International: all others	
Last available report: 2016	...	US\$ 3 968 260	US\$ 111 563 836

EPIDEMIC TRANSITION METRICS

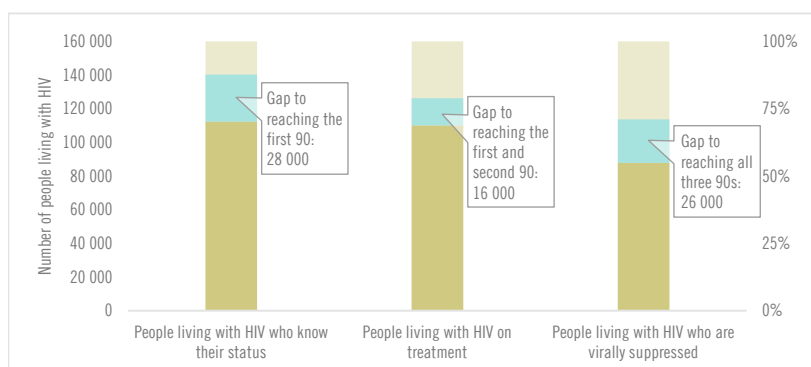


* The incidence:mortality ratio is not published if the country has not achieved antiretroviral therapy coverage of 81% or higher (the testing and treatment target for 2020).

KEY POPULATIONS

	Sex workers	Men who have sex with men	People who inject drugs	Transgender people	Prisoners
Estimated size of population	11 000
HIV prevalence	4.3%	4.5%	3.5%
HIV testing and status awareness	...	100%
Antiretroviral therapy coverage	100%
Condom use	...	75.1%
Coverage of HIV prevention programmes
Avoidance of health care because of stigma and discrimination
Expenditures in US\$

HIV TESTING AND TREATMENT CASCADE



	72% [62–83%]	71% [61–81%] 109 993	56% [49–65%]
All ages			
Children (0–14)	45% [34–56%]	45% [34–56%] 3 736	27% [20–33%]
Women (15+)	79% [68–90%]	78% [67–88%] 66 480	63% [54–71%]
Men (15+)	66% [56–76%]	64% [55–74%] 39 777	51% [44–59%]

ELIMINATION OF MOTHER-TO-CHILD TRANSMISSION

	2010	2019
Percentage of pregnant women living with HIV accessing antiretroviral medicines	37% [29–46%]	86% [68–100%]
Final vertical transmission rate including during breastfeeding	25% [23–27%]	13% [10–16%]
Early infant diagnosis	...% [...–...%]	49.8% [41.6–63.1%]

HIV COMORBIDITIES

Estimated number of incident tuberculosis cases among people living with HIV (2018)	2900 [2300–3700]
People living with HIV who started TB preventive therapy (2018)	...
Cervical cancer screening of women living with HIV	...
People coinfectd with HIV and hepatitis C virus starting hepatitis C treatment	...

HIV PREVENTION

Adults aged 15+ years with unsuppressed viral load	0.8%
Knowledge of HIV prevention among young people aged 15–24 years (2017)	
— Women	38.3%
— Men	36.2%
Condom use at last sex with a non-marital, non-cohabiting partner among people aged 15–49 years (2016)	
— Women	49.7%
— Men	70.2%
Women aged 15–49 years who have their demand for family planning satisfied by modern methods (2017)	45.4%
Men aged 15–49 years who are circumcised	Not applicable
Voluntary medical male circumcisions performed according to national standards	Not applicable
People who received PrEP at least once during the reporting period (2019)	382
Harm reduction	
— Use of sterile injecting equipment at last injection	...
— Needles and syringes distributed per person who injects	...
— Coverage of opioid substitution therapy	...
— Naloxone available (2019)	No
— Safe injection rooms available (2019)	No

EPIDEMIC ESTIMATES

	2010	2015	2019
New HIV infections			
New HIV infections (all ages)	1900 [1400–3000]	1800 [1200–2900]	1600 [1100–2700]
New HIV infections (0–14)	<100 [<100– <200]	<100 [<100– <200]	<100 [<100– <200]
New HIV infections (women, 15+)	520 [<500–820]	<500 [<500–780]	<500 [<500–720]
New HIV infections (men, 15+)	1300 [910–2000]	1200 [850–2000]	1100 [780–1900]
HIV incidence per 1000 population	0.68 [0.48–1.08]	0.62 [0.44–1.02]	0.58 [0.39–0.98]
AIDS-related deaths			
AIDS-related deaths (all ages)	960 [670–1600]	980 [650–1700]	1000 [700–1800]
AIDS-related deaths (0–14)	<100 [<100– <100]	<100 [<100– <100]	<100 [<100– <100]
AIDS-related deaths (women, 15+)	<500 [<200– <500]	<200 [<100– <500]	<200 [<100– <500]
AIDS-related deaths (men, 15+)	700 [<500–1200]	800 [520–1400]	860 [580–1500]
People living with HIV			
People living with HIV (all ages)	28 000 [22 000–39 000]	31 000 [25 000–42 000]	32 000 [26 000–44 000]
People living with HIV (0–14)	860 [700–1200]	680 [540–970]	530 [<500–780]
People living with HIV (women, 15+)	9300 [7700–13 000]	11 000 [8800–14 000]	12 000 [9700–16 000]
People living with HIV (men, 15+)	18 000 [14 000–25 000]	20 000 [15 000–27 000]	20 000 [16 000–29 000]
HIV prevalence (15–49)	1.5 [1.2–2.1]	1.5 [1.2–2]	1.4 [1.2–2]

LAWS AND POLICIES

Laws criminalizing the transmission of, non-disclosure of or exposure to HIV transmission	No, but prosecutions exist based on general criminal laws
Criminalization of sex work among consenting adults	Any criminalization or punitive regulation of sex work
Criminalization of same-sex sexual acts	Yes, imprisonment (up to 14 years)
Drug use or possession for personal use is an offence	Possession of drugs for personal use or drug use or consumption are specified as a criminal offence
Criminalization of transgender people	Neither criminalized nor prosecuted
Laws or policies restricting the entry, stay and residence of people living with HIV	No
Parental consent for adolescents to access HIV testing	Yes, for adolescents younger than 16 years
Spousal consent for married women to access sexual and reproductive health services	No
Mandatory HIV testing for marriage, work or residence permits or for certain groups	No

STIGMA AND DISCRIMINATION

Percentage of women aged 15–49 years who report discriminatory attitudes towards people living with HIV	2017
	66.8

Percentage of people living with HIV denied health services because of their HIV status in the last 12 months

Percentage of people living with HIV who reported a health-care professional told others about their HIV status without their consent

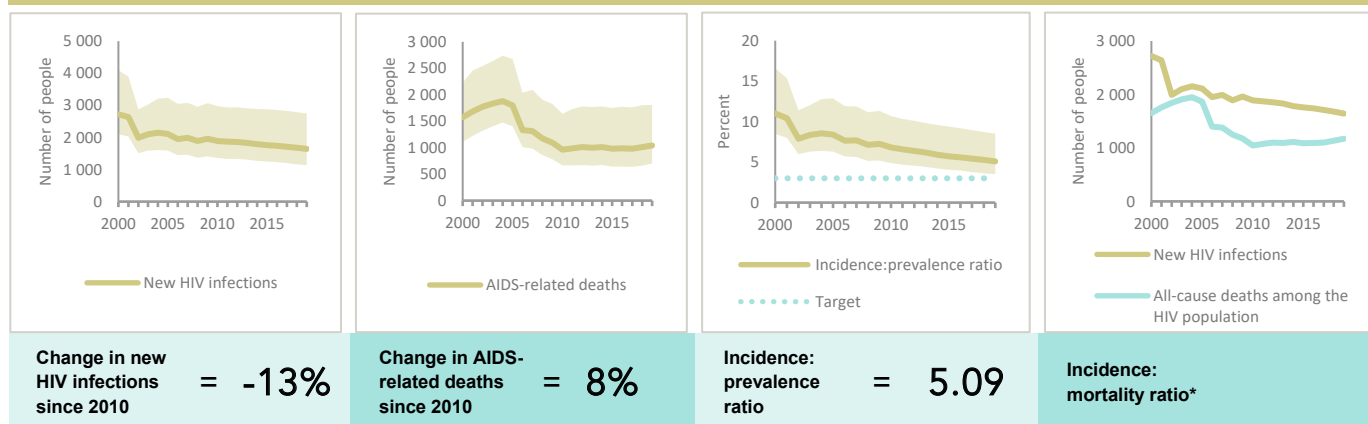
VIOLENCE

Proportion of ever-married or partnered women aged 15–49 years who experienced physical or sexual violence from a male intimate partner in the past 12 months	2012	2016
	9.89	8.52

EXPENDITURES

	Financing sources					Total
	Domestic private	Domestic public	International: PEPFAR	International: Global Fund	International: all others	
Last available report: 2016	US\$ 1 456 785	US\$ 2 750 285	US\$ 3 119 936	US\$ 11 301 865	US\$ 858 868	US\$ 19 487 739

EPIDEMIC TRANSITION METRICS

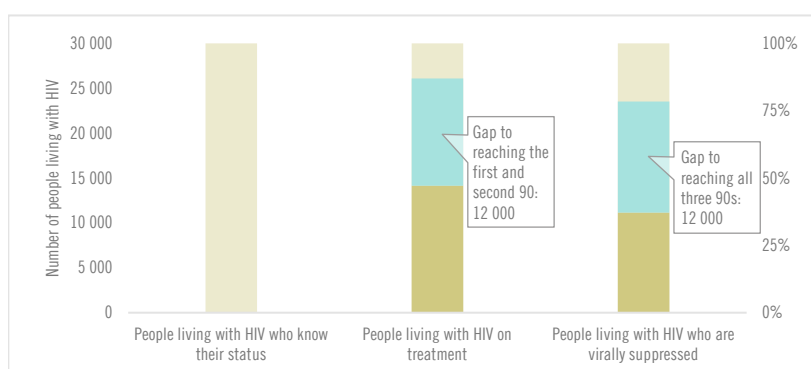


* The incidence:mortality ratio is not published if the country has not achieved antiretroviral therapy coverage of 81% or higher (the testing and treatment target for 2020).

KEY POPULATIONS

	Sex workers	Men who have sex with men	People who inject drugs	Transgender people	Prisoners
Estimated size of population	...	42 000	...	3800	...
HIV prevalence	2.0%	29.8%	...	51.0%	6.9%
HIV testing and status awareness	92.8%	88.2%
Antiretroviral therapy coverage
Condom use	95.0%	68.8%
Coverage of HIV prevention programmes
Avoidance of health care because of stigma and discrimination
Expenditures in US\$ (2014)	101 247	521 502

HIV TESTING AND TREATMENT CASCADE



	...% [...-...%]	44% [35-61%] 14 155	35% [28-48%]
All ages	...	44% [35-61%] 14 155	35% [28-48%]
Children (0-14)	...	41% [31-61%] 217	19% [15-29%]
Women (15+)	...	67% [56-90%] 7 710	53% [44-71%]
Men (15+)	...	31% [25-44%] 6 228	25% [19-35%]

ELIMINATION OF MOTHER-TO-CHILD TRANSMISSION

	2010	2019
Percentage of pregnant women living with HIV accessing antiretroviral medicines	53% [42-76%]	74% [60-100%]
Final vertical transmission rate including during breastfeeding	13% [11-16%]	10% [8-13%]
Early infant diagnosis	...% [...-...%]	21.1% [15.3-25.9%]

HIV COMORBIDITIES

Estimated number of incident tuberculosis cases among people living with HIV (2018)	20 [11-31]
People living with HIV who started TB preventive therapy (2018)	...
Cervical cancer screening of women living with HIV	...
People coinfectd with HIV and hepatitis C virus starting hepatitis C treatment	...

HIV PREVENTION

Adults aged 15+ years with unsuppressed viral load	0.9%
Knowledge of HIV prevention among young people aged 15-24 years (2012)	
— Women	42.8%
— Men	35.6%

Condom use at last sex with a non-marital, non-cohabiting partner among people aged 15-49 years

— Women	...
— Men	...

Women aged 15-49 years who have their demand for family planning satisfied by modern methods

Men aged 15-49 years who are circumcised	Not applicable
--	----------------

Voluntary medical male circumcisions performed according to national standards	Not applicable
--	----------------

People who received PrEP at least once during the reporting period

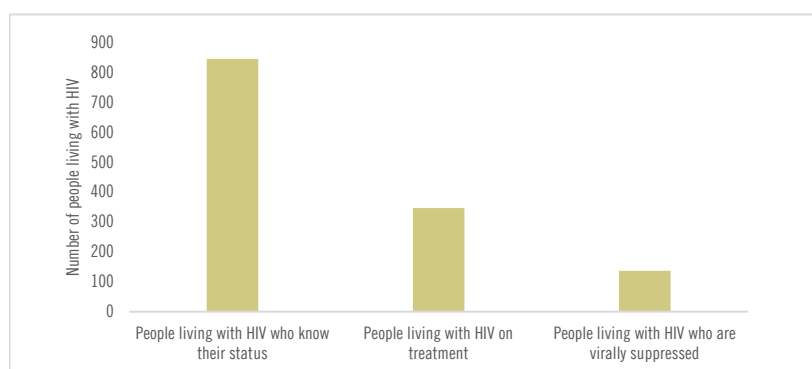
Harm reduction	
— Use of sterile injecting equipment at last injection	...
— Needles and syringes distributed per person who injects	...
— Coverage of opioid substitution therapy	...
— Naloxone available (2019)	No
— Safe injection rooms available (2019)	No

SAINT LUCIA

KEY POPULATIONS

	Sex workers	Men who have sex with men	People who inject drugs	Transgender people	Prisoners
Estimated size of population	...	3000	500
HIV prevalence	1.6%
HIV testing and status awareness
Antiretroviral therapy coverage
Condom use
Coverage of HIV prevention programmes
Avoidance of health care because of stigma and discrimination
Expenditures in US\$

HIV TESTING AND TREATMENT CASCADE



	...% [...-...%]	...% [...-...%]	...% [...-...%]
All ages	845	346	137
Children (0–14)	1	1	0
Women (15+)	353	162	69
Men (15+)	491	183	68

HIV COMORBIDITIES

Estimated number of incident tuberculosis cases among people living with HIV (2018)	1 [0–4]
People living with HIV who started TB preventive therapy (2018)	0%
Cervical cancer screening of women living with HIV (2017)	5.8%
People coinfecting with HIV and hepatitis C virus starting hepatitis C treatment (2018)	0%

HIV PREVENTION

Adults aged 15+ years with unsuppressed viral load	...
Knowledge of HIV prevention among young people aged 15–24 years (2012)	
— Women	62.2%
— Men	...
Condom use at last sex with a non-marital, non-cohabiting partner among people aged 15–49 years	
— Women	...
— Men	...
Women aged 15–49 years who have their demand for family planning satisfied by modern methods	...
Men aged 15–49 years who are circumcised	Not applicable
Voluntary medical male circumcisions performed according to national standards	Not applicable
People who received PrEP at least once during the reporting period (2017)	1
Harm reduction	
— Use of sterile injecting equipment at last injection	...
— Needles and syringes distributed per person who injects	...
— Coverage of opioid substitution therapy	...
— Naloxone available (2019)	No
— Safe injection rooms available (2019)	No

EXPENDITURES

	Financing sources					Total
	Domestic private	Domestic public	International: PEPFAR	International: Global Fund	International: all others	
Last available report: 2019	US\$ 0	US\$ 237 284	US\$ 0	US\$ 0	US\$ 0	US\$ 248 994

Note: HIV epidemiological estimates were not available at the time of publication.

COUNTRY DATA

LAWS AND POLICIES

Laws criminalizing the transmission of, non-disclosure of or exposure to HIV transmission	Yes
Criminalization of sex work among consenting adults	Any criminalization or punitive regulation of sex work
Criminalization of same-sex sexual acts	Yes, penalty not specified
Drug use or possession for personal use is an offence	Possession of drugs for personal use or drug use and/or consumption are specified as criminal offences
Criminalization of transgender people	Neither criminalized nor prosecuted
Laws or policies restricting the entry, stay and residence of people living with HIV	No
Parental consent for adolescents to access HIV testing	Yes, for adolescents younger than 16 years
Spousal consent for married women to access sexual and reproductive health services	No
Mandatory HIV testing for marriage, work or residence permits or for certain groups	No

STIGMA AND DISCRIMINATION

Percentage of women and men aged 15–49 years who report discriminatory attitudes towards people living with HIV

Percentage of people living with HIV denied health services because of their HIV status in the last 12 months

Percentage of people living with HIV who reported a health-care professional told others about their HIV status without their consent

VIOLENCE

Proportion of ever-married or partnered women aged 15–49 years who experienced physical or sexual violence from a male intimate partner in the past 12 months

SURINAME

COUNTRY DATA

EPIDEMIC ESTIMATES

	2010	2015	2019
New HIV infections			
New HIV infections (all ages)	<500 [<500– <500]	<500 [<200– <500]	<500 [<200– <500]
New HIV infections (0–14)	<100 [<100– <100]	<100 [<100– <100]	<100 [<100– <100]
New HIV infections (women, 15+)	<200 [<100– <200]	<200 [<100– <200]	<200 [<100– <200]
New HIV infections (men, 15+)	<500 [<200– <500]	<200 [<200– <500]	<200 [<100– <500]
HIV incidence per 1000 population	0.71 [0.5–0.91]	0.54 [0.34–0.76]	0.45 [0.27–0.67]
AIDS-related deaths			
AIDS-related deaths (all ages)	<200 [<200– <500]	<200 [<100– <500]	<200 [<100– <500]
AIDS-related deaths (0–14)	<100 [<100– <100]	<100 [<100– <100]	<100 [<100– <100]
AIDS-related deaths (women, 15+)	<100 [<100– <100]	<100 [<100– <100]	<100 [<100– <100]
AIDS-related deaths (men, 15+)	<200 [<100– <200]	<100 [<100– <200]	<100 [<100– <200]
People living with HIV			
People living with HIV (all ages)	4800 [4000–5700]	5400 [4400–6400]	5800 [4600–6900]
People living with HIV (0–14)	<200 [<200– <500]	<200 [<200– <200]	<200 [<100– <200]
People living with HIV (women, 15+)	1900 [1600–2200]	2300 [1900–2700]	2500 [2100–3000]
People living with HIV (men, 15+)	2700 [2200–3200]	3000 [2400–3600]	3100 [2400–3800]
HIV prevalence (15–49)	1.4 [1.2–1.6]	1.4 [1.1–1.6]	1.3 [1–1.6]

LAWS AND POLICIES

Laws criminalizing the transmission of, non-disclosure of or exposure to HIV transmission	Yes
Criminalization of sex work among consenting adults	...
Criminalization of same-sex sexual acts	Laws penalizing same-sex sexual acts have been decriminalized or never existed
Drug use or possession for personal use is an offence	Possession of drugs for personal use or drug use or consumption are specified as a criminal offence
Criminalization of transgender people	Neither criminalized nor prosecuted
Laws or policies restricting the entry, stay and residence of people living with HIV	No
Parental consent for adolescents to access HIV testing	Yes, for adolescents younger than 16 years
Spousal consent for married women to access sexual and reproductive health services	No
Mandatory HIV testing for marriage, work or residence permits or for certain groups	Yes

STIGMA AND DISCRIMINATION

Percentage of women aged 15–49 years who report discriminatory attitudes towards people living with HIV	2018 66.4
---	--------------

Percentage of people living with HIV denied health services because of their HIV status in the last 12 months

Percentage of people living with HIV who reported a health-care professional told others about their HIV status without their consent

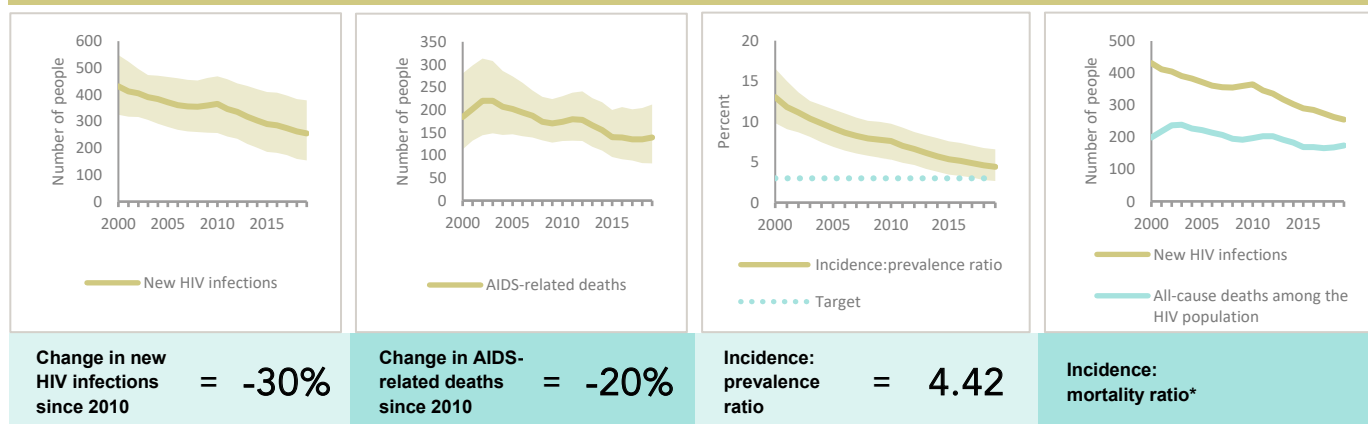
VIOLENCE

Proportion of ever-married or partnered women aged 15–49 years who experienced physical or sexual violence from a male intimate partner in the past 12 months

EXPENDITURES

	Financing sources					Total
	Domestic private	Domestic public	International: PEPFAR	International: Global Fund	International: all others	
Last available report: 2011	US\$ 81 800	US\$ 2 249 605	...	US\$ 1 009 894	US\$ 1 265 510	US\$ 4 674 508

EPIDEMIC TRANSITION METRICS

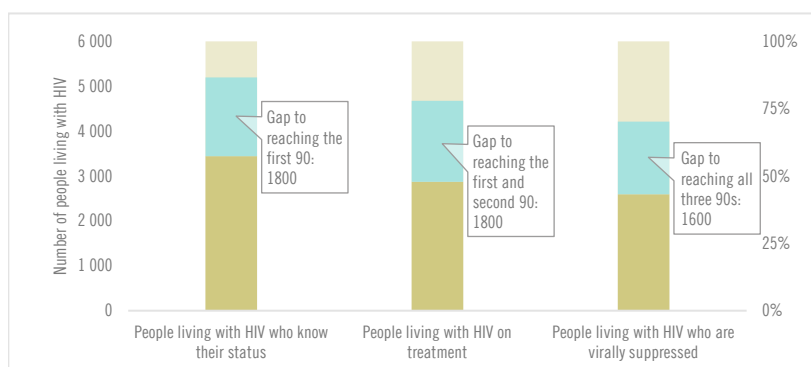


* The incidence:mortality ratio is not published if the country has not achieved antiretroviral therapy coverage of 81% or higher (the testing and treatment target for 2020).

KEY POPULATIONS

	Sex workers	Men who have sex with men	People who inject drugs	Transgender people	Prisoners
Estimated size of population
HIV prevalence	10.3%	16.6%
HIV testing and status awareness	51.0%	97.5%
Antiretroviral therapy coverage
Condom use	90.8%	63.8%
Coverage of HIV prevention programmes	64.1%
Avoidance of health care because of stigma and discrimination
Expenditures in US\$

HIV TESTING AND TREATMENT CASCADE



	60% [48–71%]	50% [40–59%] 2 871	45% [36–54%]
All ages			
Children (0–14)	40% [28–52%]	36% [25–46%] 44	29% [20–37%]
Women (15+)	70% [57–84%]	59% [48–70%] 1 494	54% [43–64%]
Men (15+)	52% [41–63%]	43% [34–52%] 1 333	38% [30–46%]

ELIMINATION OF MOTHER-TO-CHILD TRANSMISSION

	2010	2019
Percentage of pregnant women living with HIV accessing antiretroviral medicines	62% [49–74%]	74% [58–89%]
Final vertical transmission rate including during breastfeeding	18% [16–20%]	11% [7–14%]
Early infant diagnosis	6.9% [5.7–8.7%]	38.0% [31.4–48.0%]

HIV COMORBIDITIES

Estimated number of incident tuberculosis cases among people living with HIV (2018)	32 [19–49]
People living with HIV who started TB preventive therapy (2018)	...
Cervical cancer screening of women living with HIV	...
People coinfectd with HIV and hepatitis C virus starting hepatitis C treatment	...

HIV PREVENTION

Adults aged 15+ years with unsuppressed viral load	0.7%
Knowledge of HIV prevention among young people aged 15–24 years (2010)	
— Women	41.9%
— Men	...

Condom use at last sex with a non-marital, non-cohabiting partner among people aged 15–49 years	
— Women	...
— Men	...

Women aged 15–49 years who have their demand for family planning satisfied by modern methods	...
--	-----

Men aged 15–49 years who are circumcised	Not applicable
--	----------------

Voluntary medical male circumcisions performed according to national standards	Not applicable
--	----------------

People who received PrEP at least once during the reporting period	...
--	-----

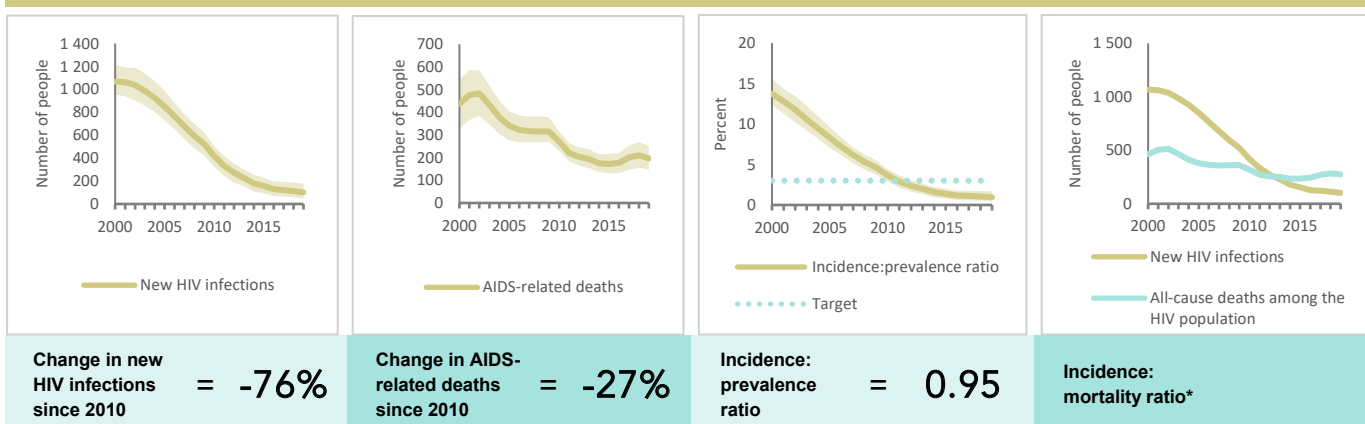
Harm reduction	
— Use of sterile injecting equipment at last injection	...
— Needles and syringes distributed per person who injects	...
— Coverage of opioid substitution therapy	...
— Naloxone available (2019)	...
— Safe injection rooms available (2019)	...

TRINIDAD AND TOBAGO

EPIDEMIC ESTIMATES

	2010	2015	2019
New HIV infections			
New HIV infections (all ages)	<500 [<500–500]	<200 [<100– <500]	<200 [<100– <200]
New HIV infections (0–14)	... [...–...]	... [...–...]	... [...–...]
New HIV infections (women, 15+)	<200 [<200– <500]	<100 [<100– <100]	<100 [<100– <100]
New HIV infections (men, 15+)	<200 [<200– <500]	<100 [<100– <200]	<100 [<100– <100]
HIV incidence per 1000 population	0.31 [0.24–0.38]	0.11 [0.07–0.17]	0.07 [0.03–0.13]
AIDS-related deaths			
AIDS-related deaths (all ages)	<500 [<500– <500]	<200 [<200– <500]	<200 [<200– <500]
AIDS-related deaths (0–14)	... [...–...]	... [...–...]	... [...–...]
AIDS-related deaths (women, 15+)	<200 [<100– <200]	<100 [<100– <100]	<200 [<100– <200]
AIDS-related deaths (men, 15+)	<200 [<200– <200]	<100 [<100– <200]	<100 [<100– <200]
People living with HIV			
People living with HIV (all ages)	11 000 [10 000–13 000]	11 000 [9800–13 000]	11 000 [9100–12 000]
People living with HIV (0–14)	... [...–...]	... [...–...]	... [...–...]
People living with HIV (women, 15+)	5600 [4800–6400]	5600 [4800–6400]	5300 [4500–6100]
People living with HIV (men, 15+)	5500 [4700–6500]	5400 [4600–6300]	5100 [4200–6000]
HIV prevalence (15–49)	1.1 [1–1.3]	0.9 [0.8–1.1]	0.7 [0.6–0.9]

EPIDEMIC TRANSITION METRICS



* The incidence:mortality ratio is not published if the country has not achieved antiretroviral therapy coverage of 81% or higher (the testing and treatment target for 2020).

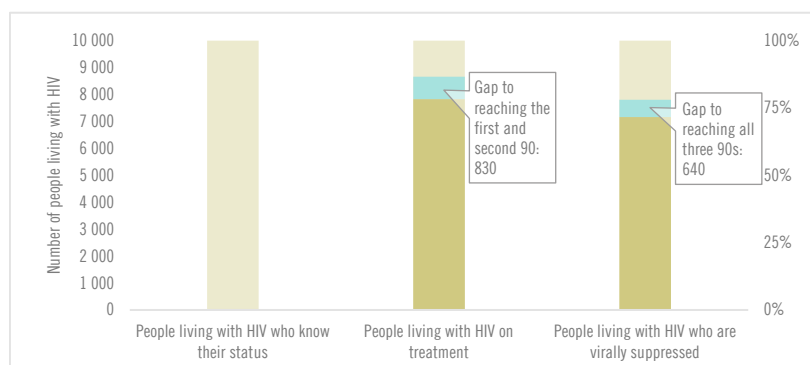
EXPENDITURES

	Financing sources					Total
	Domestic private	Domestic public	International: PEPFAR	International: Global Fund	International: all others	
Last available report: 2009	US\$ 277 991	US\$ 11 415 268	US\$ 1 408 776	US\$ 13 810 965

Note: Global AIDS Monitoring report was not available at the time of publication.

COUNTRY DATA

HIV TESTING AND TREATMENT CASCADE



All ages	...% [...-...%]	73% [62–83%] 7 834	67% [57–76%]
Children (0–14)	...% [...-...%]	...% [...-...%] 64	...% [...-...%]
Women (15+)	...% [...-...%]	73% [62–83%] 3 865	66% [56–75%]
Men (15+)	...% [...-...%]	76% [63–89%] 3 905	71% [59–83%]

ELIMINATION OF MOTHER-TO-CHILD TRANSMISSION

	2010	2019
Percentage of pregnant women living with HIV accessing antiretroviral medicines	...% [...-...%]	...% [...-...%]
Final vertical transmission rate including during breastfeeding	...% [...-...%]	...% [...-...%]
Early infant diagnosis	...% [...-...%]	...% [...-...%]

MIDDLE EAST AND NORTH AFRICA

DATA POINTS

NEW INFECTIONS

INCREASED BY 22%

IN 2010–2019, WHILE AIDS-RELATED DEATHS REMAINED STABLE

WITH AN

**INCIDENCE:
PREVALENCE RATIO
OF 8.2%,**

THE REGION IS FAR FROM CONTROLLING ITS HIV EPIDEMIC

**TWO THIRDS OF
NEW INFECTIONS
ARE AMONG MEN,**

MOSTLY MEN WHO INJECT DRUGS AND GAY MEN AND OTHER MEN WHO HAVE SEX WITH MEN

**WOMEN LIVING
WITH AND
AFFECTED BY HIV**

REMAIN VULNERABLE, WITH LIMITED ACCESS TO SERVICES

**52% OF PEOPLE
LIVING WITH HIV**

KNEW THEIR STATUS IN 2019, 38% WERE ACCESSING ANTIRETROVIRAL THERAPY, AND LESS THAN ONE THIRD WERE VIRALLY SUPPRESSED

The HIV epidemic in the Middle East and North Africa is still growing. The estimated 20 000 [11 000–38 000] new infections in 2019 marked a 25% increase over the 16 000 [8700–31 000] new infections in 2010.

The epidemic in the region is highly concentrated among key populations and their sexual partners. People who inject drugs accounted for 43% of new HIV infections in 2019, and gay men and other men who have sex with men another 23%. Combination prevention programmes focusing on key populations need to expand, including the use of HIV self-testing to increase coverage of PrEP and HIV treatment. Women living with and affected by HIV in the region are particularly vulnerable to gender-based violence and stigma and discrimination, resulting in limited access to HIV services. Coverage of services for the prevention of mother-to-child HIV transmission is among the lowest in the world.

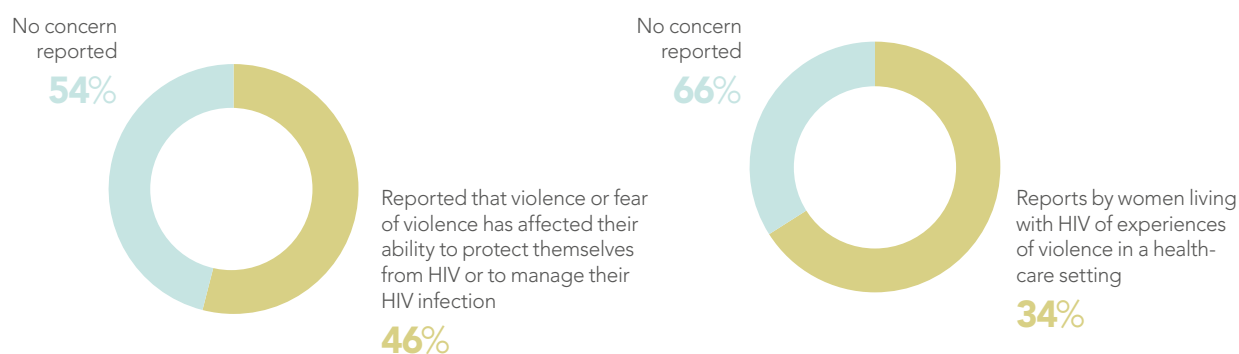
The ongoing humanitarian emergencies in the region—and the associated large-scale movements of people—present massive challenges for public health systems in general and HIV programmes in particular. Community-based organizations can play important roles in the region's HIV response, but they are constrained in many countries by limited civic space and resources. Punitive laws and widespread stigma against people living with HIV and key populations pose additional difficulties.

Ending the AIDS epidemic in the region by 2030 requires renewing political leadership, addressing gender equality, securing sufficient and sustainable financing and scaling up the implementation of innovative programmes, such as HIV self-testing and pre-exposure prophylaxis (PrEP) using rights-based and evidence-informed approaches.



Credit: UNAIDS

Reports of stigma and discrimination and violence among women at risk of or living with HIV in the multicountry LEARN MENA study, April to December 2018



Sources: Salamander Trust, Frontline AIDS, South African Medical Research Council, MenaRosa, Positive Women's Network. ALIV[H]E in action: key examples of the action linking initiatives on violence against women and HIV everywhere (ALIV[H]E) framework. London: Salamander Trust; 2019 (https://salamandertrust.net/wp-content/uploads/2017/11/ALIVHE_in_Action_FINAL_Salamander_et_al_March2019.pdf, accessed 12 June 2020); Linkages between HIV and gender-based violence in the Middle East and North Africa: key findings from the LEARN MENA project. LEARN MENA; 2018 (http://frontlineaids.org/wp-content/uploads/2019/02/Linkages_between_HIV_and_gender-based_violence_in_MENA_original.pdf, accessed 12 June 2020).

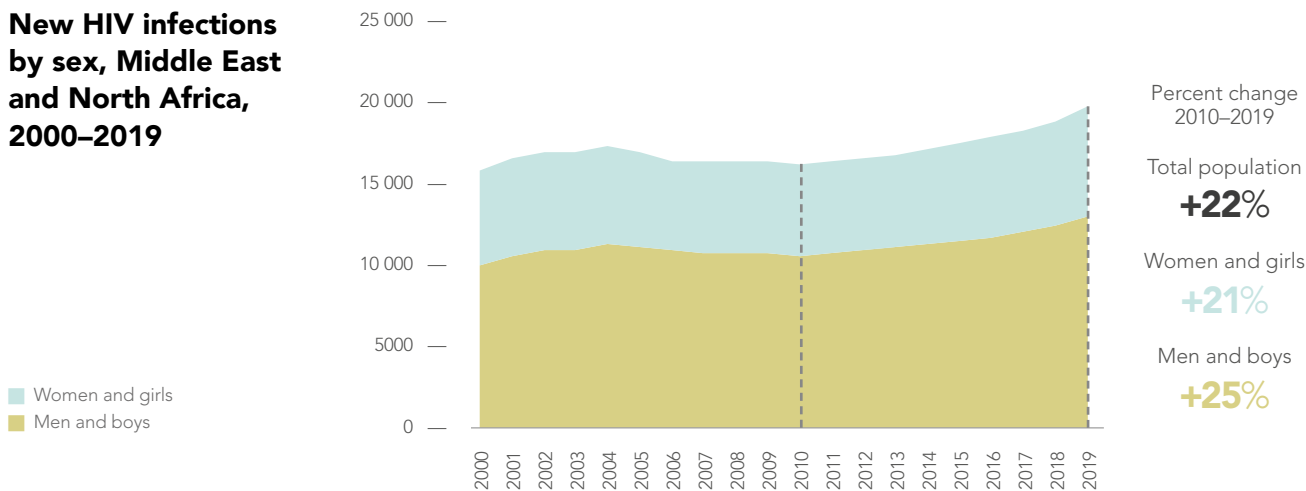
Note: LEARN MENA is a project that explores the linkages between violence against women and HIV in the Middle East and North Africa. It is led by women living with or at higher risk of HIV. Participants reside in seven countries: Algeria, Egypt, Jordan, Lebanon, Morocco, Sudan and Tunisia.

Violence is both a cause and consequence of HIV. Findings from the LEARN MENA project have reinforced existing evidence on this two-way relationship between HIV and gender-based violence, and how that violence is underpinned and sustained by inequitable gender norms. More than half (54%) of the women participating in the project said that violence or fear of violence had affected their ability to protect themselves from

acquiring HIV, and two thirds reported experiences of violence in health-care settings. Governments, development partners and civil society should ensure that women living with HIV and those affected by the epidemic are at the forefront of transformational and systematic change across all levels. There is an urgent need to review and reform laws and policies that expose women in all their diversity to gender-based violence.

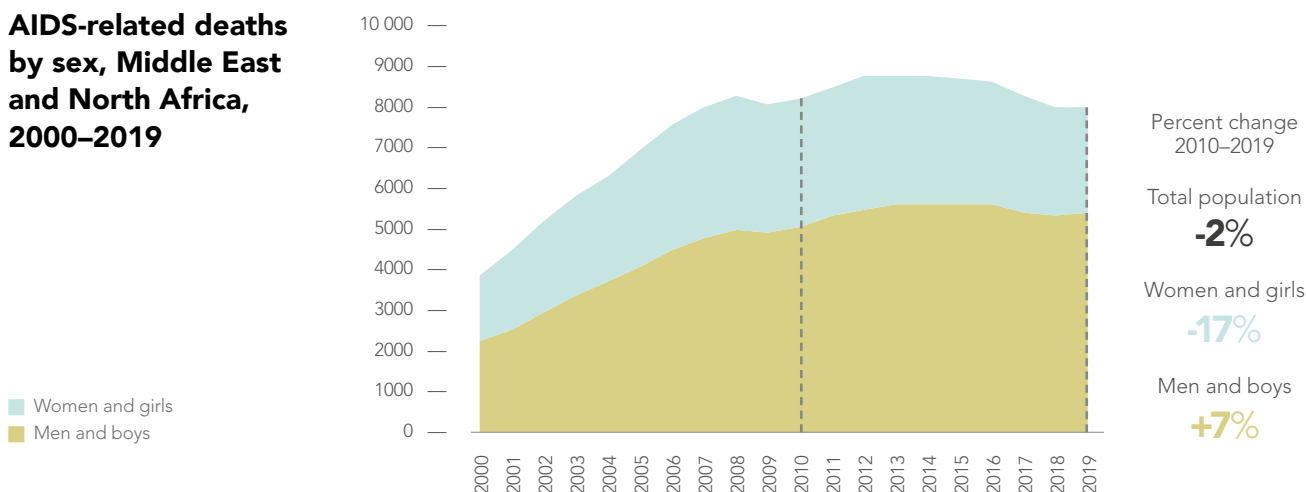
State of the epidemic

New HIV infections by sex, Middle East and North Africa, 2000–2019



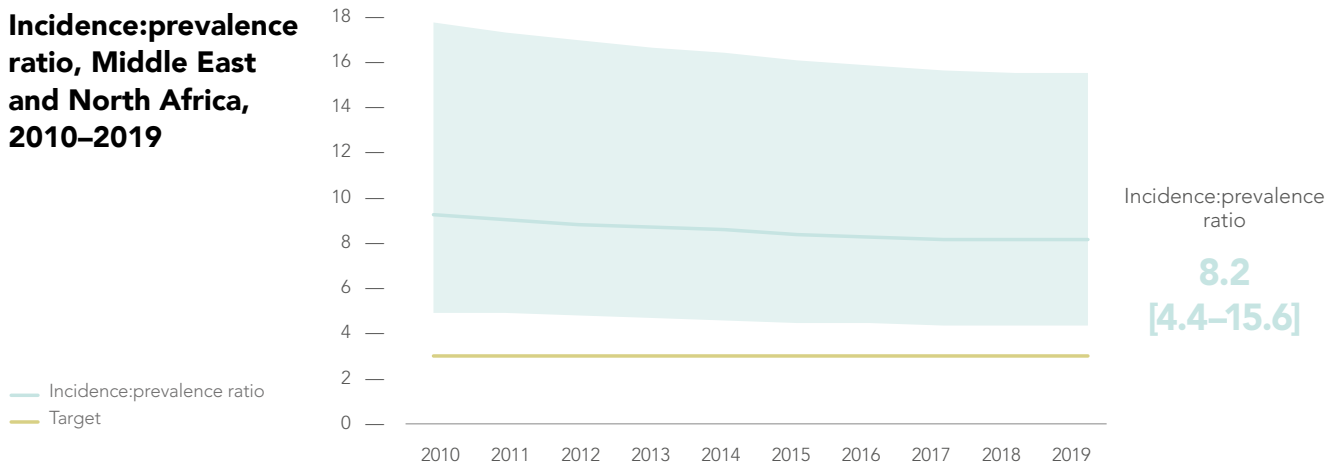
Source: UNAIDS epidemiological estimates, 2020 (see <https://aidsinfo.unaids.org/>).

AIDS-related deaths by sex, Middle East and North Africa, 2000–2019



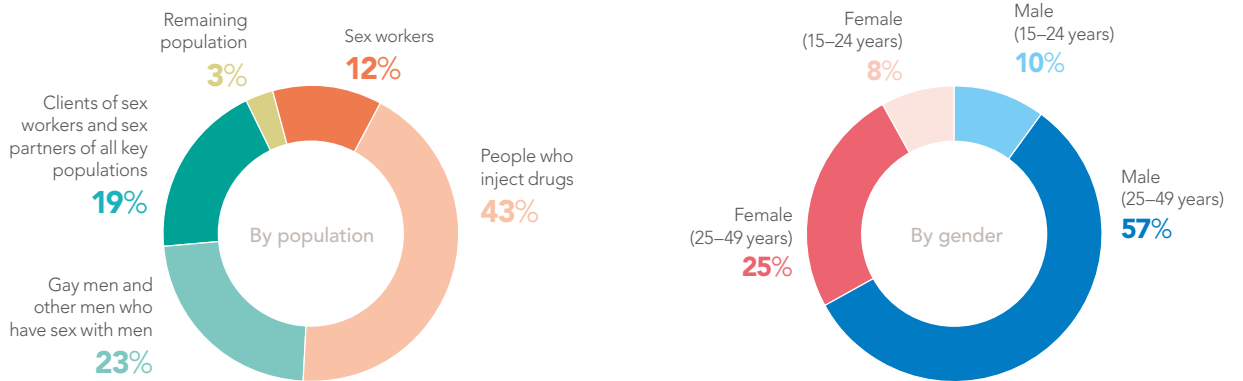
Source: UNAIDS epidemiological estimates, 2020 (see <https://aidsinfo.unaids.org/>).

Incidence:prevalence ratio, Middle East and North Africa, 2010–2019



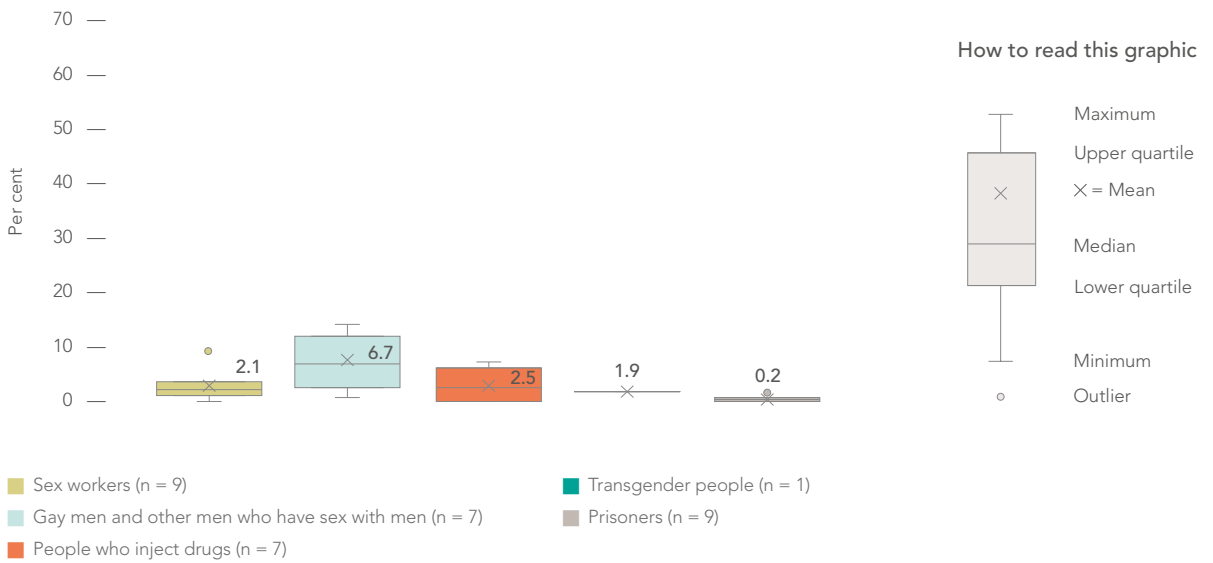
Source: UNAIDS epidemiological estimates, 2020 (see <https://aidsinfo.unaids.org/>).

Distribution of new HIV infections by population (aged 15–49 years), Middle East and North Africa, 2019



Source: UNAIDS special analysis, 2020 (see methods annex).

HIV prevalence among key populations, Middle East and North Africa, 2015–2019



Source: UNAIDS Global AIDS Monitoring, 2020 (see <https://aidsinfo.unaids.org/>).
 Note: (n = number of countries reporting)

Estimated size of key populations, Middle East and North Africa, 2018–2019

	National adult population (15+), 2018	National adult population (15+), 2019	Sex workers	Sex workers as percentage of adult population (15+)	Gay men and other men who have sex with men	Gay men and other men who have sex with men as percentage of adult population (15+)	People who inject drugs	People who inject drugs as percentage of adult population (15+)	Transgender people	Transgender people as percentage of adult population (15+)	Prisoners	Prisoners as percentage of adult population (15+)
Iran (Islamic Republic of)	62 500 000	63 200 000			240 000	0.39%	190 000	0.30%			190 000	0.30%
Kuwait	986 000	987 000									5100	0.54%
Lebanon	4 640 000	4 680 000			16 000	0.35%						
Morocco	26 300 000	26 600 000									84 000	0.32%
Oman	2 100 000	2 200 000										
Tunisia	8 800 000	8 900 000									22 000	0.25%

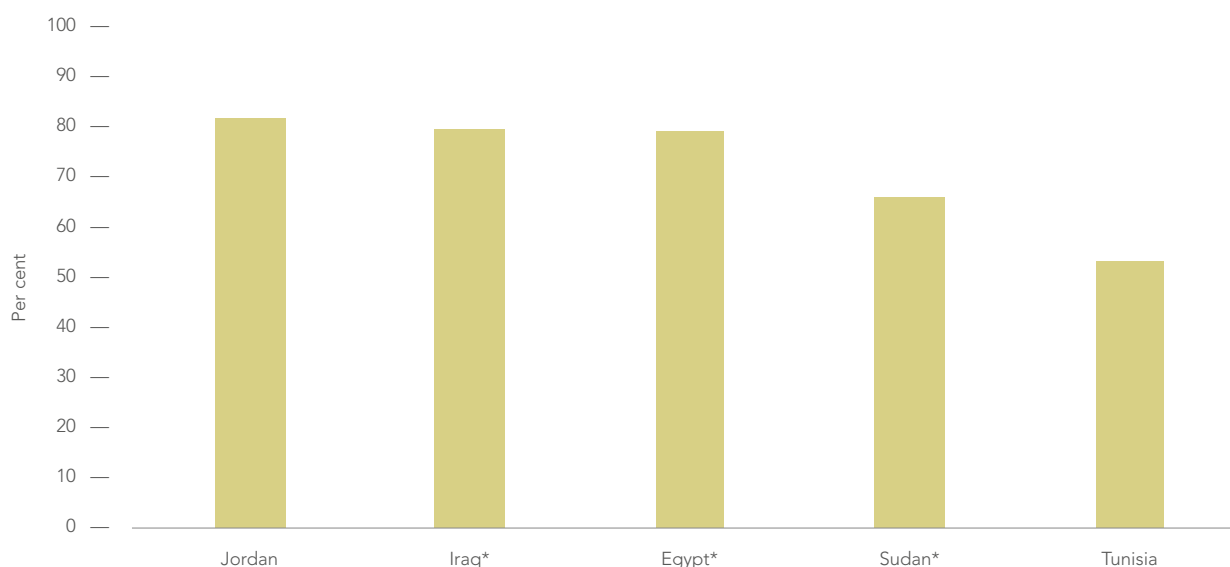
■ National population size estimate
■ Insufficient data
■ No data

Sources: UNAIDS Global AIDS Monitoring, 2020 (see <https://aidsinfo.unaids.org/>); Spectrum Demproj module, 2020.

Note: Key population size estimates shown are government-provided estimates reported in 2018–2019. Additional and alternative estimates may be available from different sources, including the Key Populations Atlas (<https://kpatlas.unaids.org/>), academic publications or institutional documents. See annex for more details.

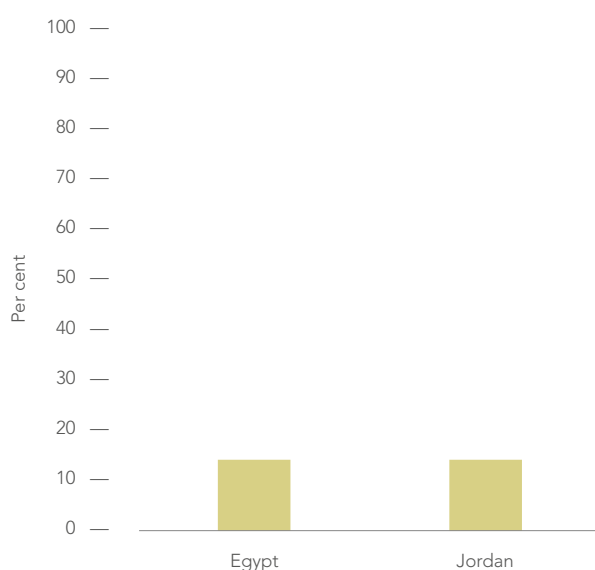
Stigma and discrimination and violence

Percentage of people aged 15 to 49 years who would not purchase vegetables from a shopkeeper living with HIV, countries with available data, Middle East and North Africa, 2014–2018



Source: Population-based surveys, 2014–2018.
*Data are for women only

Ever-married or partnered women aged 15 to 49 years who experienced physical and/or sexual violence by an intimate partner in the past 12 months, countries with available data, Middle East and North Africa, 2014–2018



Source: Population-based surveys, 2014–2018.

Laws and policies

Laws and policies scorecard, Middle East and North Africa, 2019

	Criminalization of transgender people	Criminalization of sex work	Criminalization of same-sex sexual acts	Drug use or possession for personal use an offence	Parental consent for adolescents to access HIV testing	Spousal consent for married women to access sexual and reproductive health services
Algeria	a	c	j	z	r	r
Bahrain		d	j	l		
Djibouti		e	j	m	s	
Egypt	b	b	b	n	b	b
Iran (Islamic Republic of)	b	b	b	b	b	b
Iraq		f	k	o		
Jordan		g	j		r	r
Kuwait	a	h	j	a	r	r
Lebanon		h	j			
Libya	b	b	j	b	t	r
Morocco	ab	b	b	b	b	b
Oman	b	b	b	b	b	b
Qatar		b	j	b		
Saudi Arabia	b	b	j	b	b	b
Somalia		ab	j			
Sudan		i	j	p	a	a
Syrian Arab Republic	a	a	j		a	a
Tunisia	b	b	b	b	b	b
United Arab Emirates	a		j	q		a
Yemen			j			

Criminalization of transgender people

- Criminalized and/or prosecuted
- Neither criminalized nor prosecuted
- Data not available

Criminalization of sex work

- Any criminalization or punitive regulation of sex work
- Sex work is not subject to punitive regulations or is not criminalized
- Issue is determined/differs at the subnational level
- Data not available

Criminalization of same-sex sexual acts

- Death penalty
- Imprisonment or no penalty specified
- Laws penalizing same-sex sexual acts have been decriminalized or never existed, or no specific legislation
- Data not available

Drug use or possession for personal use an offence

- Compulsory detention for drug offences
- Possession of drugs for personal use or drug use or consumption are specified as a criminal offence
- Possession of drugs for personal use or drug use or consumption are not punished by laws or regulations
- Data not available

Parental consent for adolescents to access HIV testing

- Yes, for adolescents younger than 18
- Yes, for adolescents younger than 14 or 16
- Yes, for adolescents younger than 12
- No
- Data not available

Spousal consent for married women to access sexual and reproductive health services

- Yes
- No
- Data not available

Laws criminalizing the transmission of, non-disclosure of or exposure to HIV	Laws or policies restricting the entry, stay and residence of people living with HIV (a, j)	Mandatory HIV testing for marriage, work or residence permits or for certain groups
a		r
u		y
v		
b		b
b		b
		aa
a		r
		b
b		b
b		b
w		b
a		b
v		
a		a
a		a
b		b
a		a

■ Yes
■ No
■ Data not available
 No, but prosecutions exist based on general criminal laws

■ Yes
■ No
■ Data not available
 Require HIV testing or disclosure for some permits
 No restrictions
 Data not available

■ Yes
■ No
■ Data not available

Deport, prohibit short- and/or long-stay and require HIV testing or disclosure for some permits

Prohibit short- and/or long-stay and require HIV testing or disclosure for some permits

Sources:

a. UNAIDS National Commitments and Policy Instrument, 2017 (see <http://lawsandpolicies.unaids.org/>).

b. UNAIDS National Commitments and Policy Instrument, 2019 (see <http://lawsandpolicies.unaids.org/>).

c. Algeria. Code Penal. Article 343 (<https://www.wipo.int/edocs/lexdocs/laws/fr/dz/dz020fr.pdf>).

d. Bahrain. Bahrain Penal Code, 1976. Article 326 (https://www.unodc.org/res/cld/document/bhr/1976/bahrain_penal_code_html/Bahrain_Penal_Code_1976.pdf).

e. Djibouti. Penal Code of Djibouti, 1995 (<https://acjr.org.za/resource-centre/penal-code-of-djibouti-1995/view>).

f. Iraq. Combating Prostitution Law No. 8 of 1988. Article 2 (<http://gjpj.org/2010/02/20/combating-prostitution-law-no-8-of-1988/>).

g. Jordan. The Penal Code for the Year 1960. English translation prior to 2011 amendments. Article 310 (http://www.ahnc.org.jo/sites/default/files/penal_code.pdf).

h. Overview of trafficking and prostitution laws in the Middle East and Africa. London: Thomson Reuters Foundation; 2012 (<https://www.trust.org/contentAsset/raw-data/1035fde5-b945-49ed-8cd4-166bc1ec156b/file>).

i. Sudan. The Penal Code, 1991 (https://www.ecoi.net/en/file/local/1219135/1329_1202725629_sb106-sud-criminalact1991.pdf).

j. Mendos LR. State-sponsored homophobia 2019. 13th ed. Geneva: ILGA; 2019.

k. Carroll A, Mendos LR. State-sponsored homophobia. A world survey of sexual orientation laws: criminalisation, protection and recognition. Geneva: ILGA; 2017 (https://ilga.org/downloads/2017/ILGA_State_Sponsored_Homophobia_2017_WEB.pdf).

l. Bahrain. Law No. 15 of 2007 with Respect to Narcotic Drugs and Psychotropic Substances. Article 2 (<https://www.nhra.bh/Departments/LAU/>).

m. Djibouti. Penal Code of Djibouti. Articles 355–359 (<https://acjr.org.za/resource-centre/penal-code-of-djibouti-1995/view>).

n. Egypt. Law No. 122 of 1989 Amending Certain Provisions of Decree–Law No. 182 of 1960 Concerning the Control of Narcotic Drugs and Regulation of their Utilization and Trade in Them. Article 7 (https://www.unodc.org/res/cld/document/egy/law-no-122-of-1989_html/egypt-law_122-89.pdf).

o. Iraq. Law No. 11 of 1988: Law on Narcotic Drugs and Psychotropic Substances.

p. Sudan. Narcotic Drugs and Psychotropic Substances Act, 1994. Article 12.

q. United Arab Emirates. Federal Law 14, 1995 (https://www.unodc.org/res/cld/document/are/federal-law-no-14-of-1995_html/UAE-fedlaw_14-95.pdf).

r. UNAIDS National Commitments and Policy Instrument, 2018 (see <http://lawsandpolicies.unaids.org/>).

s. Djibouti. Décret N° 2008-0182/PR/MS portant Institution des Normes et Directives en Matière de Conseil Dépistage Volontaire du VIH/SIDA en République de Djibouti. Article 19 (https://www.ilo.org/dyn/natlex/natlex4.detail?p_lang=en&p_isn=79215).

t. Libya. HIV testing guidelines, 2010.

u. Bahrain. 2017 law on the protection of society against HIV.

v. Cameron S, Bernard EJ. Advancing HIV justice 3: growing the global movement against HIV criminalisation. Amsterdam: HIV Justice Network; May 2019.

w. Bernard EJ, Cameron S. Advancing HIV justice 2. Building momentum in global advocacy against HIV criminalisation. Brighton and Amsterdam: HIV Justice Network, GNP+; 2016 (<https://www.scribd.com/doc/312008825/Advancing-HIV-Justice-2-Building-momentum-inglobal-advocacy-against-HIV-criminalisation>).

x. Still not welcome: HIV-related travel restrictions. Geneva: UNAIDS, UNDP; 2019 (https://www.unaids.org/sites/default/files/media_asset/hiv-related-travel-restrictions-explainer_en.pdf).

y. UNGASS country progress report: Kingdom of Bahrain. Reporting period: January 2012–December 2013. Kingdom of Bahrain; 2014 (http://www.unaids.org/sites/default/files/country/documents/BHR_narrative_report_2014.pdf).

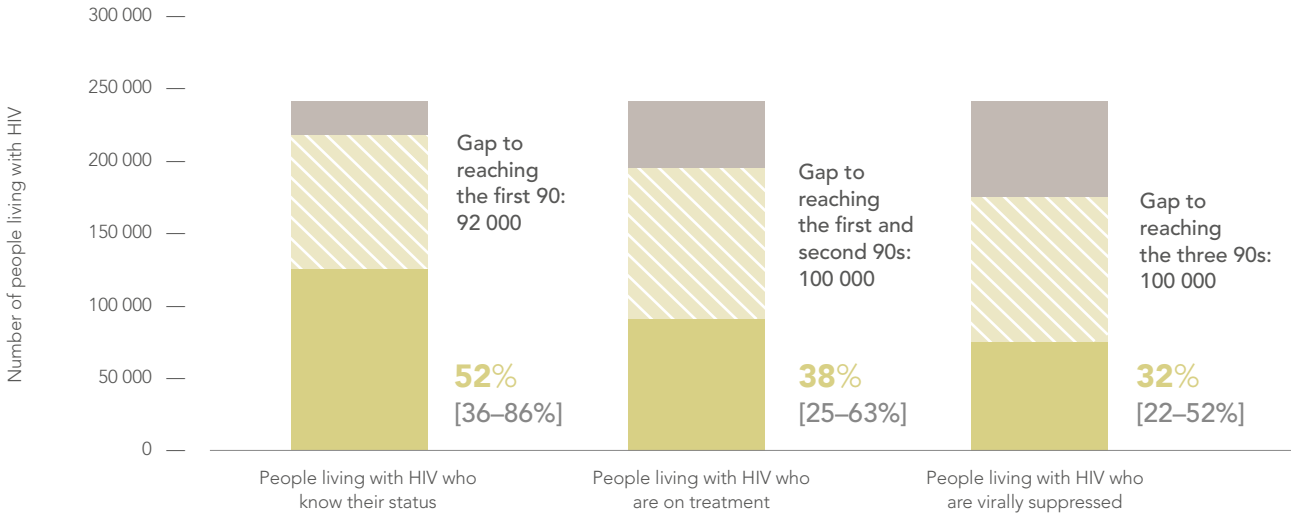
z. Algeria. The Law N. 04-18 on the Prevention and Repression of Illicit Use and Trafficking of Narcotic Drugs and Substances Psychotropics (https://sherloc.unodc.org/cld/en/legislation/dza/loi_no_04-18_relative_a_la_prevention_et_a_la_repression_de_lusage_et_du_trafic_illicites_de_stupefiants/chapitre_iii/articles_12-28/loi_04-18.html).

aa. Jordan. Law on Residency, No. 24 (<https://www.refworld.org/docid/3ae6b4ed4c.html>); The Jordanian Constitution (<https://www.refworld.org/pdfid/3ae6b53310.pdf>); Civil Servant Policy no 82 (https://www.ilo.org/dyn/natlex/natlex4.detail?p_lang=en&p_isn=95849&p_country=JOR&p_count=1); Work Law no 8 (<https://www.ilo.org/dyn/natlex/docs/WEBTEXT/45676/65048/E96JOR01.htm>).

ab. Aboutaieb, Pr Rachid and Pr Abderrachid Chakri, Revue de l'environnement législatif et réglementaire lié au VIH/Sida au Maroc, 2016.

HIV testing and treatment

HIV testing and treatment cascade, Middle East and North Africa, 2019

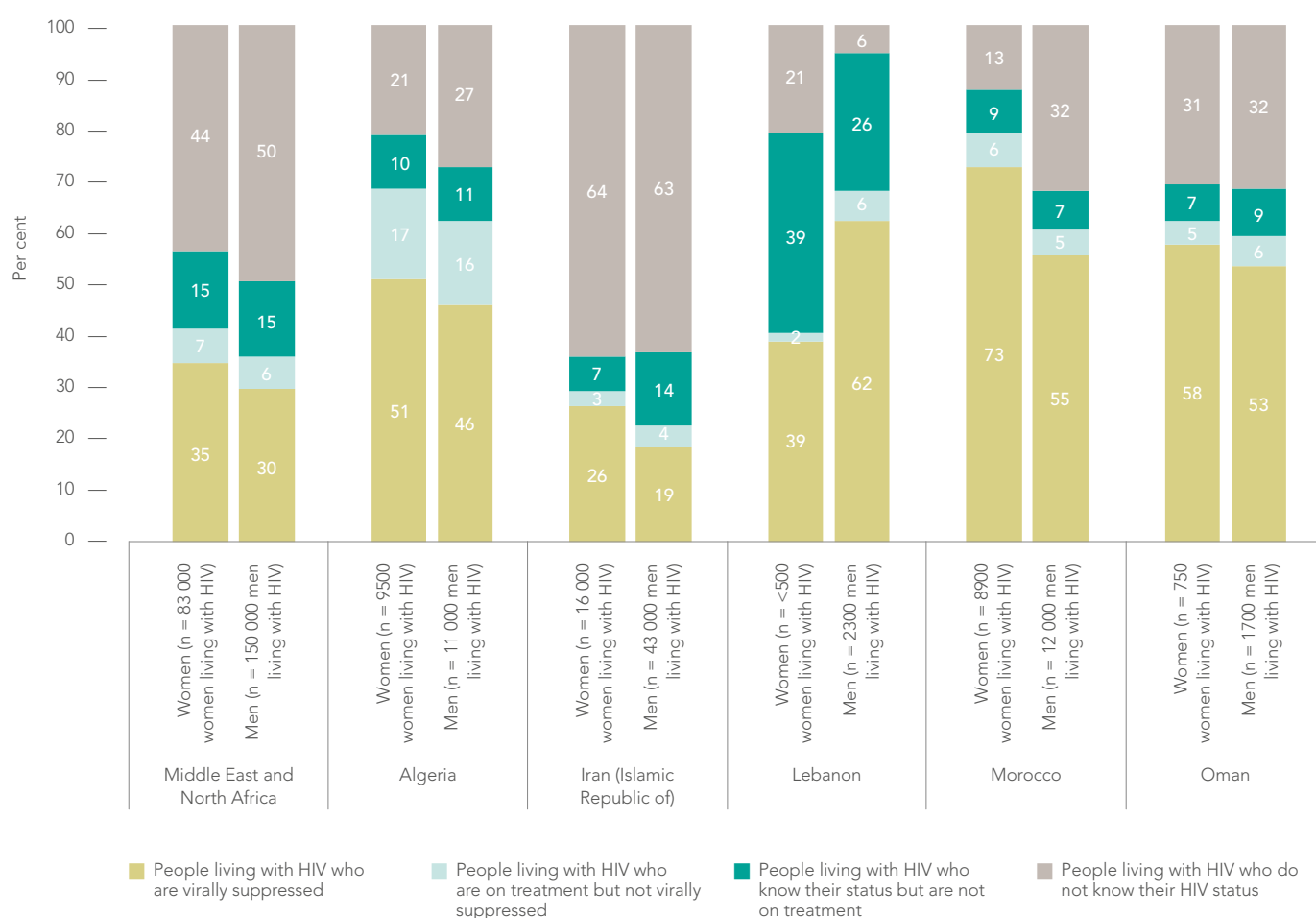


Source: UNAIDS special analysis, 2020 (see methods annex).



Credit: State Welfare Organization, Government of the Islamic Republic of Iran

Gaps in knowledge of status, HIV treatment and viral suppression by sex, countries with estimates for all three 90–90–90 targets, Middle East and North Africa, 2019



Source: UNAIDS epidemiological estimates, 2020 (see <https://aidsinfo.unaids.org/>).

Knowledge of HIV status, treatment access and viral suppression varies between men and women living with HIV in the region. Access to testing and treatment services is improving in some countries, such as Algeria and Morocco, but due

to poor service coverage in several other countries, only 38% [25–63%] of people living with HIV in the region were accessing antiretroviral therapy in 2019.

90-90-90 country scorecard, Middle East and North Africa, 2019

	First 90: percentage of people living with HIV who know their status			Second 90: percentage of people who know their status who are on treatment			Third 90: percentage of people living with HIV on treatment who are virally suppressed			Viral load suppression: percentage of people living with HIV who are virally suppressed		
	All ages	Women (15 years and older)	Men (15 years and older)	All ages	Women (15 years and older)	Men (15 years and older)	All ages	Women (15 years and older)	Men (15 years and older)	All ages	Women (15 years and older)	Men (15 years and older)
Middle East and North Africa	52	56	50	73	73	71	83	84	83	32	35	30
Algeria	76	79	73	88	87	85	75	74	74	50	51	46
Bahrain												
Djibouti	80	83	94	47	53	39	78	79	79	30	35	29
Egypt												
Iran (Islamic Republic of)	37	36	37	67	81	61	85	91	83	21	26	19
Iraq												
Jordan												
Kuwait												
Lebanon	91	79	94	69	51	72	92	96	91	58	39	62
Libya												
Morocco	77	87	68	91	90	89	92	92	92	64	73	55
Oman	69	69	68	88	90	86	90	93	90	55	58	53
Qatar												
Saudi Arabia												
Somalia							73	73	73	24	28	22
Sudan	38	39	40	60	54	62						
Syrian Arab Republic												
Tunisia	20	32	16	98	98	98						
United Arab Emirates												
Yemen	22	36	17	100	100	100						

Legend for 90-90-90

95% and above
90-94%
85-89%
70-84%
50-69%
Less than 50%

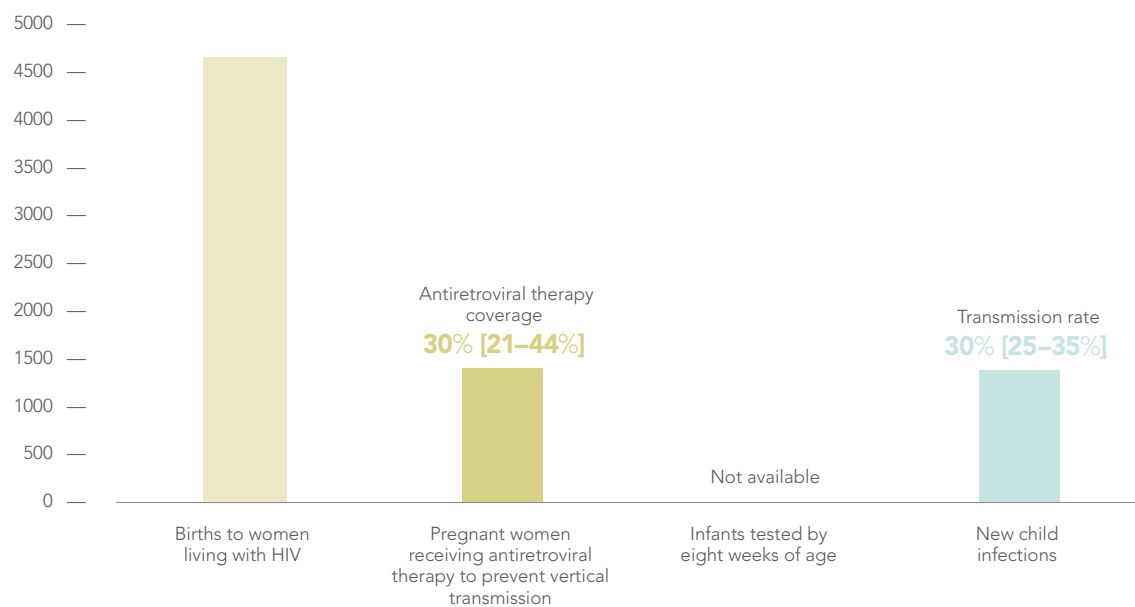
Legend for viral load suppression

86% and above
73-85%
65-72%
40-64%
Less than 25%

Source: UNAIDS special analysis, 2020 (see methods annex).
Note: Estimates for 2019 except: Djibouti and Yemen (2018).

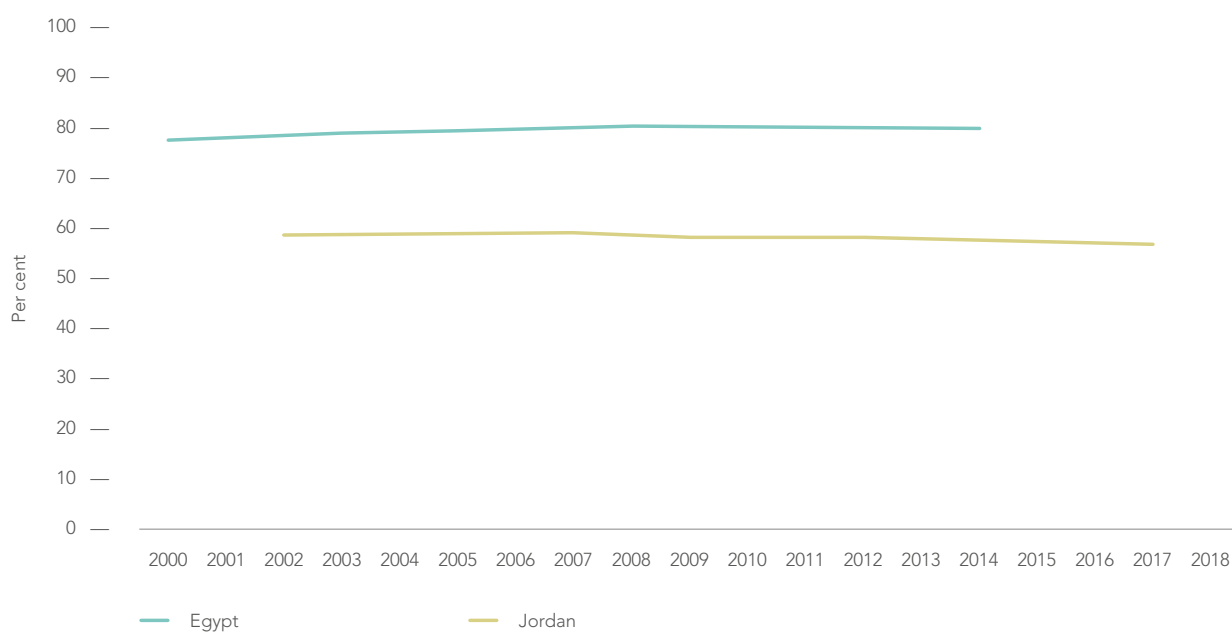
People-centred services

Services for pregnant women living with HIV, early infant diagnosis, number of new vertical infections and transmission rate, Middle East and North Africa, 2019



Source: UNAIDS epidemiological estimates, 2020 (see <https://aidsinfo.unaids.org/>); UNAIDS Global AIDS Monitoring, 2020 (see <https://aidsinfo.unaids.org/>).

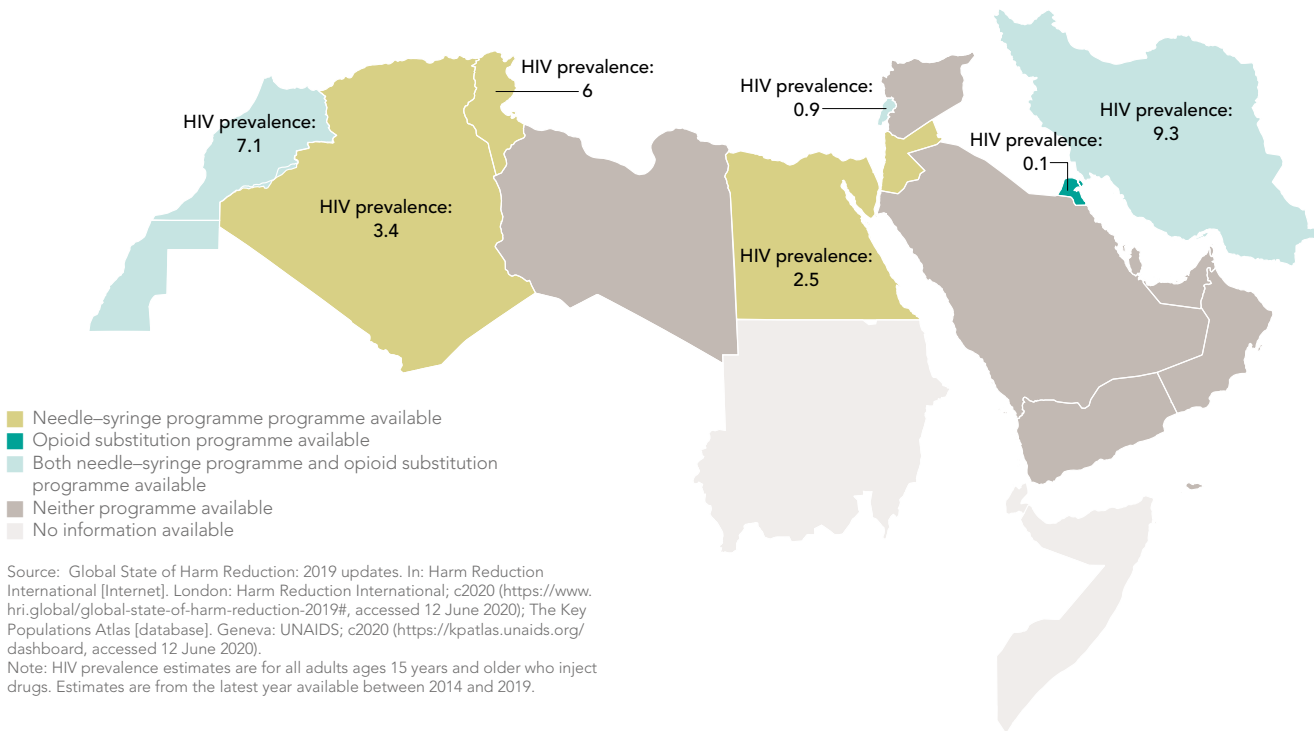
Women aged 15 to 49 years who have their demand for family planning satisfied by modern methods, countries with available data, Middle East and North Africa, 2000–2018



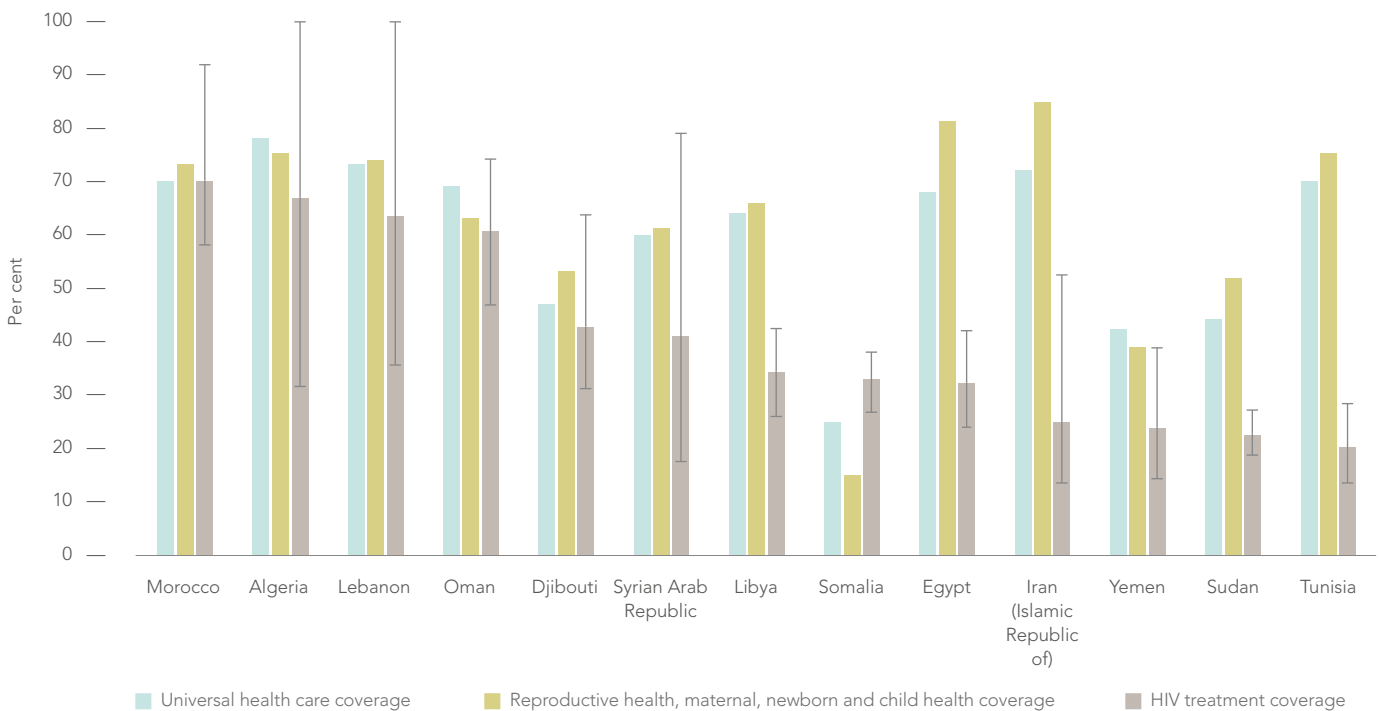
Source: Population-based surveys, 2000–2018.

Note: Data for Jordan for 2017–2018 are for currently married women only.

Availability of harm reduction services and HIV prevalence among people who inject drugs, select countries with available data, Middle East and North Africa, 2019



Antiretroviral therapy coverage among people living with HIV and universal health coverage, Middle East and North Africa, 2019



Source: The Global Health Observatory [database]. Geneva: WHO; c2020 (<https://www.who.int/data/gho/data/major-themes/universal-health-coverage-major>).
 Notes: The Universal Health Coverage Index is a measure of Sustainable Development Goal Indicator 3.8.1, which is coverage of essential health services (defined as the average coverage of essential services based on tracer interventions that include reproductive, maternal, newborn and child health, infectious diseases, noncommunicable diseases, and service capacity and access among the general and most disadvantaged population). Average availability of recent primary data (since 2010) across tracer indicators was used to compute the Universal Health Care Coverage Index. For more information, please see: <https://apps.who.int/gho/portal/uhc-service-coverage-v3.jsp>

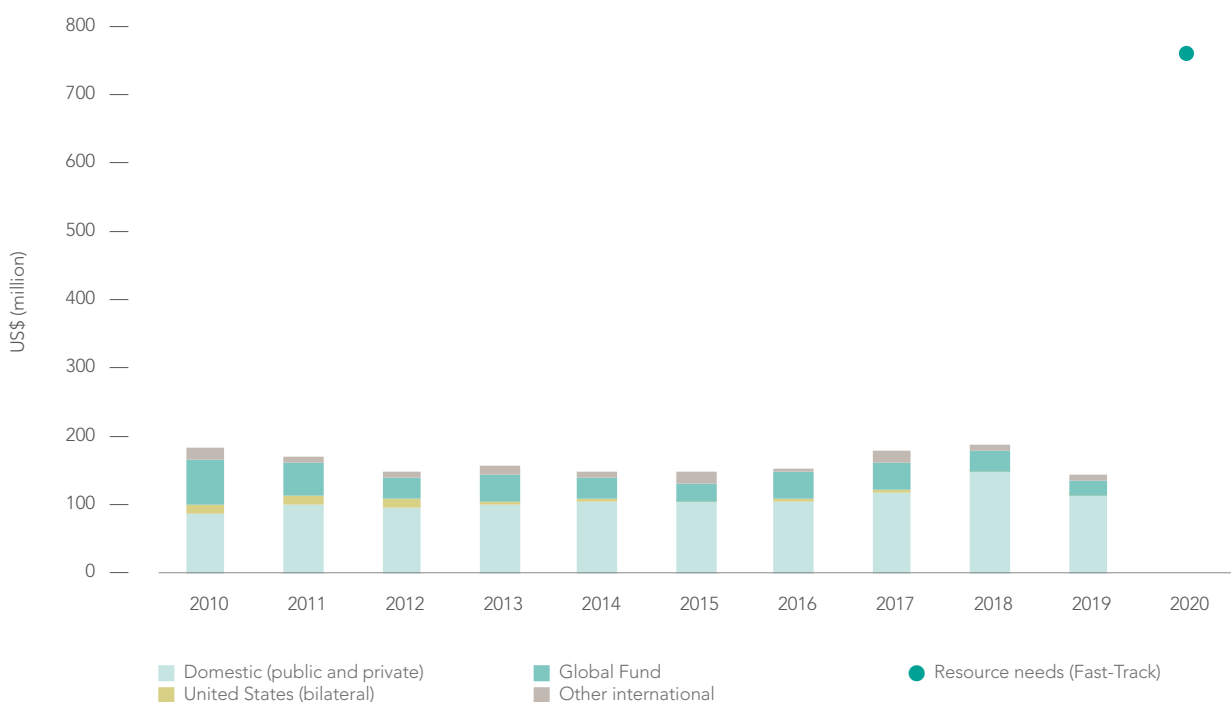
Investing to end AIDS

Funding in 2019 for HIV responses in the region was just 19% of the 2020 target. Financing steadily increased between 2015 and 2018, followed by a 23% decline between 2018 and 2019.

Domestic funding accounted for 77% of total HIV financing in 2019. The Global Fund to Fight AIDS, Tuberculosis and Malaria (the Global Fund) provided 14%, the United States Government

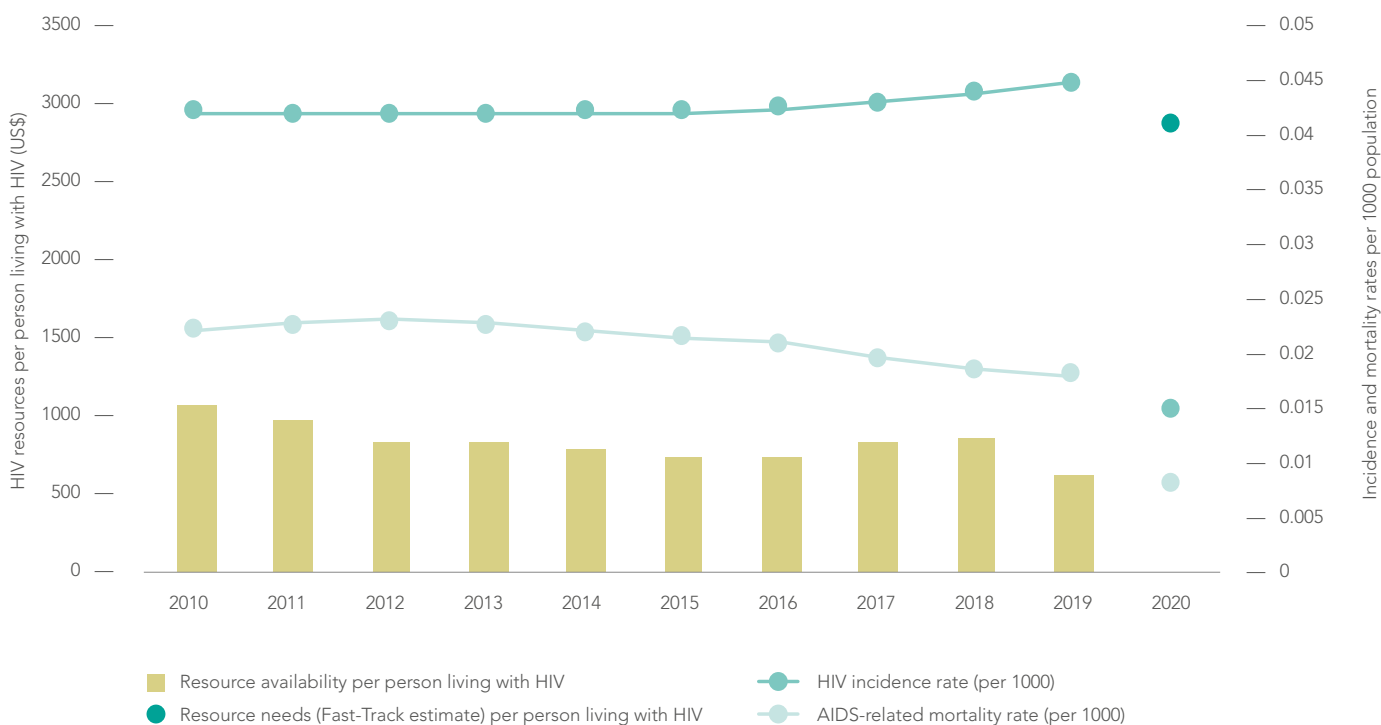
provided 2% and other international sources provided 7% of the total. The HIV resource availability from domestic sources increased (after controlling for inflation by comparing constant 2016 US dollars) by 28% from 2010 to 2019, while the resources from the United States government, the Global Fund and all other international sources decreased by 80%, 69% and 30%, respectively.

Resource availability for HIV by source, 2010–2019, and estimated Fast-Track resource needs in 2020, Middle East and North Africa



Source: UNAIDS financial estimates, 2020 (see <http://hivfinancial.unaids.org/hivfinancialdashboards.html>).

Total HIV resource availability per person living with HIV, HIV incidence and AIDS-related mortality rates in low- and middle-income countries, Middle East and North Africa, 2010–2019 and 2020 target



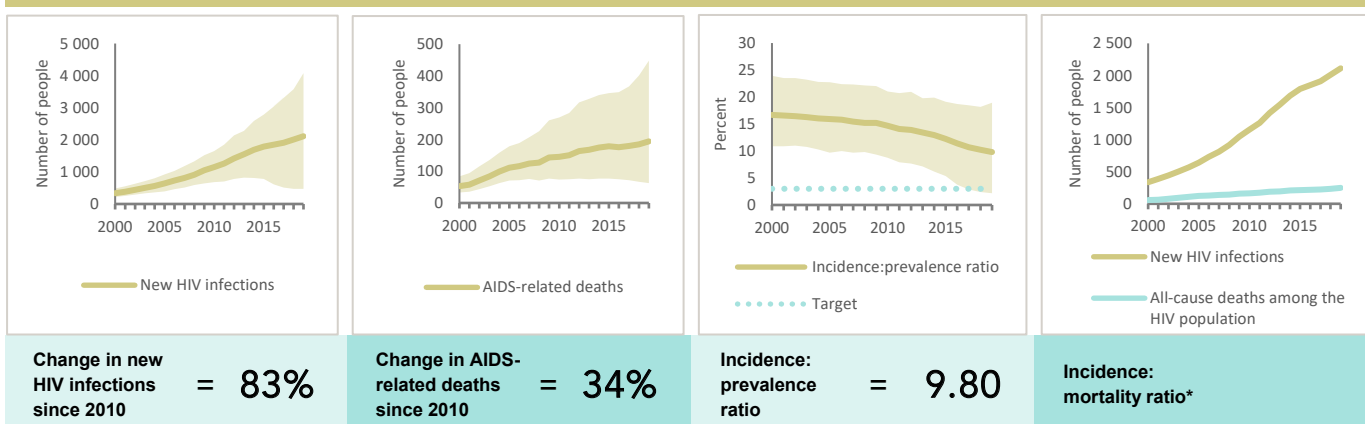
Source UNAIDS financial estimates, 2020 (see <http://hivfinancial.unaids.org/hivfinancialdashboards.html>).
 Note: Resource availability per person living with HIV and resource needs are in constant 2016 US dollars.

ALGERIA

EPIDEMIC ESTIMATES

	2010	2015	2019
New HIV infections			
New HIV infections (all ages)	1200 [690–1700]	1800 [780–2800]	2100 [<500–4100]
New HIV infections (0–14)	<100 [<100– <100]	<200 [<100– <200]	<200 [<100– <500]
New HIV infections (women, 15+)	<500 [<500–720]	760 [<500–1200]	900 [<200–1700]
New HIV infections (men, 15+)	610 [<500–880]	920 [<500–1500]	1100 [<500–2100]
HIV incidence per 1000 population	0.03 [0.02–0.05]	0.05 [0.02–0.07]	0.05 [0.01–0.1]
AIDS-related deaths			
AIDS-related deaths (all ages)	<200 [<100– <500]	<200 [<100– <500]	<200 [<100– <500]
AIDS-related deaths (0–14)	<100 [<100– <100]	<100 [<100– <100]	<100 [<100– <200]
AIDS-related deaths (women, 15+)	<100 [<100– <100]	<100 [<100– <100]	<100 [<100– <200]
AIDS-related deaths (men, 15+)	<100 [<100– <200]	<100 [<100– <200]	<200 [<100– <500]
People living with HIV			
People living with HIV (all ages)	7900 [5100–11 000]	15 000 [8700–20 000]	22 000 [10 000–32 000]
People living with HIV (0–14)	<200 [<200– <500]	<500 [<500–640]	740 [<500–1100]
People living with HIV (women, 15+)	3400 [2100–4600]	6400 [3600–9000]	9500 [4200–14 000]
People living with HIV (men, 15+)	4300 [2900–5900]	7700 [4800–11 000]	11 000 [5700–17 000]
HIV prevalence (15–49)	<0.1 [<0.1– <0.1]	<0.1 [<0.1– <0.1]	<0.1 [<0.1–0.1]

EPIDEMIC TRANSITION METRICS



* The incidence:mortality ratio is not published if the country has not achieved antiretroviral therapy coverage of 81% or higher (the testing and treatment target for 2020).

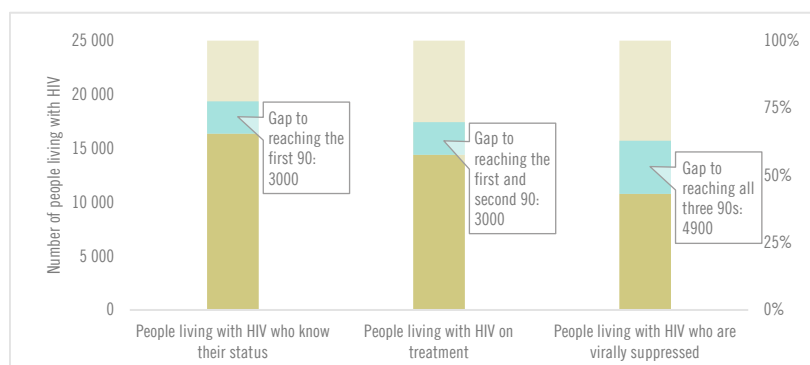
EXPENDITURES

	Financing sources					Total
	Domestic private	Domestic public	International: PEPFAR	International: Global Fund	International: all others	
Last available report: 2017	US\$ 5 965 415	US\$ 25 360 944	...	US\$ 297 370	US\$ 275 743	US\$ 31 899 471

Note: Global AIDS Monitoring report was not available at the time of publication.

COUNTRY DATA

HIV TESTING AND TREATMENT CASCADE



All ages	76% [36–100%]	67% [31–100%] 14 390	50% [24–75%]
Children (0–14)	...% [...–...%]	100% [45–100%] 892	100% [39–100%]
Women (15+)	79% [35–100%]	68% [31–100%] 6 492	51% [23–77%]
Men (15+)	73% [37–100%]	62% [31–93%] 7 006	46% [23–69%]

ELIMINATION OF MOTHER-TO-CHILD TRANSMISSION

	2010	2019
Percentage of pregnant women living with HIV accessing antiretroviral medicines	54% [36–71%]	55% [26–78%]
Final vertical transmission rate including during breastfeeding	22% [14–27%]	18% [5–25%]
Early infant diagnosis	...% [...–...%]	...% [...–...%]

DJIBOUTI

COUNTRY DATA

EPIDEMIC ESTIMATES

	2010	2015	2019
New HIV infections			
New HIV infections (all ages)	<500 [<500–630]	<500 [<200– <500]	<200 [<100– <500]
New HIV infections (0–14)	<200 [<100– <500]	<100 [<100– <200]	<100 [<100– <100]
New HIV infections (women, 15+)	<200 [<100– <500]	<100 [<100– <200]	<100 [<100– <200]
New HIV infections (men, 15+)	<200 [<100– <200]	<100 [<100– <200]	<100 [<100– <100]
HIV incidence per 1000 population	0.44 [0.26–0.77]	0.22 [0.12–0.44]	0.14 [0.07–0.29]
AIDS-related deaths			
AIDS-related deaths (all ages)	820 [570–1100]	590 [<500–960]	<500 [<200–630]
AIDS-related deaths (0–14)	<200 [<100– <200]	<100 [<100– <200]	<100 [<100– <100]
AIDS-related deaths (women, 15+)	<500 [<500–530]	<500 [<200– <500]	<200 [<100– <500]
AIDS-related deaths (men, 15+)	<500 [<500– <500]	<500 [<200– <500]	<200 [<100– <500]
People living with HIV			
People living with HIV (all ages)	11 000 [7400–15 000]	8100 [5700–12 000]	6800 [4900–10 000]
People living with HIV (0–14)	1500 [1200–2000]	1000 [700–1500]	650 [<500–1100]
People living with HIV (women, 15+)	5000 [3500–7100]	3900 [2800–5700]	3500 [2500–5100]
People living with HIV (men, 15+)	4000 [2600–5900]	3100 [2100–4700]	2700 [1900–4000]
HIV prevalence (15–49)	1.7 [1.2–2.5]	1.1 [0.8–1.7]	0.8 [0.6–1.3]

LAWS AND POLICIES

Laws criminalizing the transmission of, non-disclosure of or exposure to HIV transmission	Yes
Criminalization of sex work among consenting adults	Any criminalization or punitive regulation of sex work
Criminalization of same-sex sexual acts	Laws penalizing same-sex sexual acts have been decriminalized or never existed
Drug use or possession for personal use is an offence	Possession of drugs for personal use or drug use or consumption are specified as a criminal offence
Criminalization of transgender people	...
Laws or policies restricting the entry, stay and residence of people living with HIV	No
Parental consent for adolescents to access HIV testing	Yes, for adolescents younger than 16 years
Spousal consent for married women to access sexual and reproductive health services	...
Mandatory HIV testing for marriage, work or residence permits or for certain groups	...

STIGMA AND DISCRIMINATION

Percentage of women and men aged 15–49 years who report discriminatory attitudes towards people living with HIV

Percentage of people living with HIV denied health services because of their HIV status in the last 12 months

Percentage of people living with HIV who reported a health-care professional told others about their HIV status without their consent

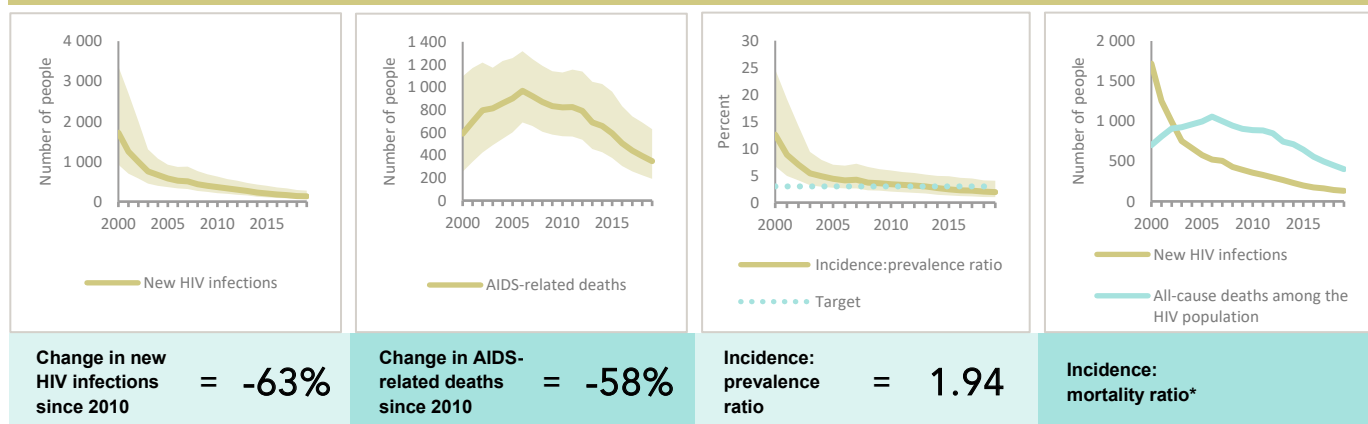
VIOLENCE

Proportion of ever-married or partnered women aged 15–49 years who experienced physical or sexual violence from a male intimate partner in the past 12 months

EXPENDITURES

	Financing sources					Total
	Domestic private	Domestic public	International: PEPFAR	International: Global Fund	International: all others	
Last available report: 2014	...	US\$ 274 426	...	US\$ 1 563 399	US\$ 1 045 940	US\$ 2 883 765

EPIDEMIC TRANSITION METRICS



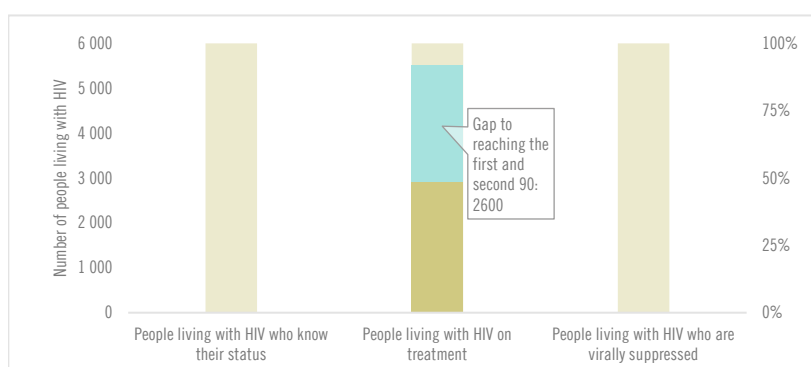
* The incidence:mortality ratio is not published if the country has not achieved antiretroviral therapy coverage of 81% or higher (the testing and treatment target for 2020).

KEY POPULATIONS

	Sex workers	Men who have sex with men	People who inject drugs	Transgender people	Prisoners
Estimated size of population
HIV prevalence	9.3%	14.2%
HIV testing and status awareness	66.3%**	58.1%
Antiretroviral therapy coverage
Condom use
Coverage of HIV prevention programmes
Avoidance of health care because of stigma and discrimination
Expenditures in US\$

** Programme data—not representative; includes people with negative results.

HIV TESTING AND TREATMENT CASCADE



	...% [...-...%]	43% [31–64%] 2 907	...% [...-...%]
All ages	...	43% [31–64%] 2 907	...% [...-...%]
Children (0–14)	...	14% [9–23%] 89	...% [...-...%]
Women (15+)	...	49% [36–73%] 1 710	...% [...-...%]
Men (15+)	...	41% [30–61%] 1 108	...% [...-...%]

ELIMINATION OF MOTHER-TO-CHILD TRANSMISSION

	2010	2019
Percentage of pregnant women living with HIV accessing antiretroviral medicines	12% [8–19%]	35% [24–56%]
Final vertical transmission rate including during breastfeeding	40% [37–43%]	35% [29–39%]
Early infant diagnosis	...% [...-...%]	...% [...-...%]

HIV COMORBIDITIES

Estimated number of incident tuberculosis cases among people living with HIV (2018) 90 [62–120]

People living with HIV who started TB preventive therapy (2018) ...

Cervical cancer screening of women living with HIV ...

People coinfecting with HIV and hepatitis C virus starting hepatitis C treatment ...

HIV PREVENTION

Adults aged 15+ years with unsuppressed viral load ...

Knowledge of HIV prevention among young people aged 15–24 years (2011)

— Women 9.1%

— Men 13%

Condom use at last sex with a non-marital, non-cohabiting partner among people aged 15–49 years

— Women ...

— Men ...

Women aged 15–49 years who have their demand for family planning satisfied by modern methods ...

Men aged 15–49 years who are circumcised Not applicable

Voluntary medical male circumcisions performed according to national standards Not applicable

People who received PrEP at least once during the reporting period ...

Harm reduction

— Use of sterile injecting equipment at last injection ...

— Needles and syringes distributed per person who injects ...

— Coverage of opioid substitution therapy ...

— Naloxone available (2019) ...

— Safe injection rooms available (2019) ...

EGYPT

COUNTRY DATA

EPIDEMIC ESTIMATES

	2010	2015	2019
New HIV infections			
New HIV infections (all ages)	950 [680–1400]	2500 [1800–3300]	5000 [3500–7000]
New HIV infections (0–14)	<100 [<100– <100]	<100 [<100– <200]	<200 [<200– <500]
New HIV infections (women, 15+)	<500 [<200– <500]	690 [<500–910]	1400 [980–1900]
New HIV infections (men, 15+)	650 [<500–950]	1700 [1200–2300]	3400 [2300–4800]
HIV incidence per 1000 population	0.01 [<0.01–0.02]	0.03 [0.02–0.04]	0.05 [0.04–0.07]
AIDS-related deaths			
AIDS-related deaths (all ages)	<500 [<200– <500]	<500 [<200– <500]	<500 [<500–620]
AIDS-related deaths (0–14)	<100 [<100– <100]	<100 [<100– <100]	<100 [<100– <200]
AIDS-related deaths (women, 15+)	<100 [<100– <200]	<100 [<100– <200]	<100 [<100– <200]
AIDS-related deaths (men, 15+)	<200 [<100– <500]	<200 [<200– <500]	<500 [<200– <500]
People living with HIV			
People living with HIV (all ages)	5700 [4200–9200]	13 000 [9400–17 000]	26 000 [19 000–34 000]
People living with HIV (0–14)	<200 [<100– <500]	<500 [<500– <500]	540 [<500–720]
People living with HIV (women, 15+)	1600 [1200–2600]	3700 [2700–5000]	7600 [5500–9900]
People living with HIV (men, 15+)	3900 [2900–6400]	8700 [6400–12 000]	18 000 [13 000–24 000]
HIV prevalence (15–49)	<0.1 [<0.1– <0.1]	<0.1 [<0.1– <0.1]	<0.1 [<0.1– <0.1]

LAWS AND POLICIES

Laws criminalizing the transmission of, non-disclosure of or exposure to HIV transmission	No, but prosecutions exist based on general criminal laws
Criminalization of sex work among consenting adults	Any criminalization or punitive regulation of sex work
Criminalization of same-sex sexual acts	No specific legislation
Drug use or possession for personal use is an offence	Possession of drugs for personal use or drug use or consumption is specified as a non-criminal offence
Criminalization of transgender people	Neither criminalized nor prosecuted
Laws or policies restricting the entry, stay and residence of people living with HIV	Yes
Parental consent for adolescents to access HIV testing	Yes, for adolescents younger than 18 years
Spousal consent for married women to access sexual and reproductive health services	No
Mandatory HIV testing for marriage, work or residence permits or for certain groups	No

STIGMA AND DISCRIMINATION

Percentage of women and men aged 15–49 years who report discriminatory attitudes towards people living with HIV (2005 refers to women only)	2005	2014
	87.2	78.8

Percentage of people living with HIV denied health services because of their HIV status in the last 12 months

Percentage of people living with HIV who reported a health-care professional told others about their HIV status without their consent

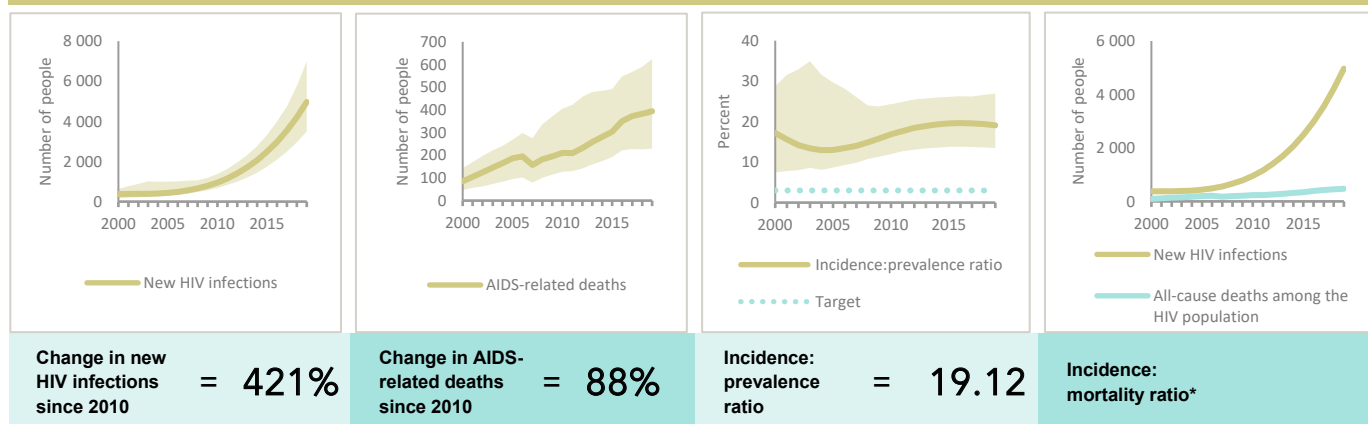
VIOLENCE

Proportion of ever-married or partnered women aged 15–49 years who experienced physical or sexual violence from a male intimate partner in the past 12 months	2014
	14

EXPENDITURES

	Financing sources					Total
	Domestic private	Domestic public	International: PEPFAR	International: Global Fund	International: all others	
Last available report: 2008	US\$ 113 715	US\$ 3 793 463	...	US\$ 1 338 706	US\$ 1 432 081	US\$ 7 652 152

EPIDEMIC TRANSITION METRICS



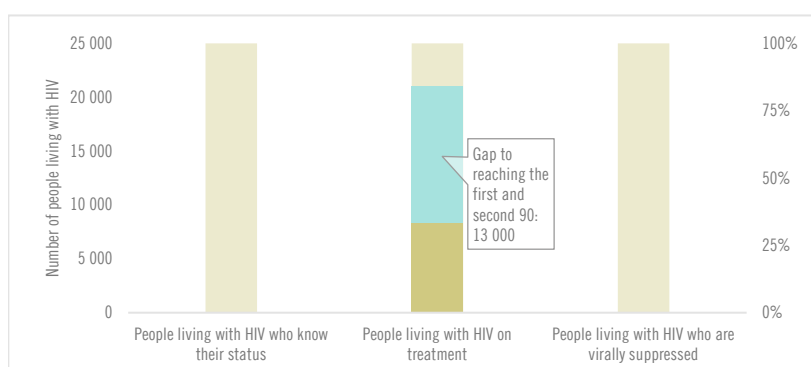
* The incidence:mortality ratio is not published if the country has not achieved antiretroviral therapy coverage of 81% or higher (the testing and treatment target for 2020).

KEY POPULATIONS

	Sex workers	Men who have sex with men	People who inject drugs	Transgender people	Prisoners
Estimated size of population
HIV prevalence	2.8%	6.7%	2.5%
HIV testing and status awareness	...	96.7%**	95.4%**
Antiretroviral therapy coverage
Condom use	13.9%	38.8%	2.3%
Coverage of HIV prevention programmes
Avoidance of health care because of stigma and discrimination
Expenditures in US\$

** Programme data—not representative; includes people with negative results.

HIV TESTING AND TREATMENT CASCADE



	...% [...-...%]	32% [24–42%] 8 401	...% [...-...%]
All ages	...	32% [24–42%] 8 401	...% [...-...%]
Children (0–14)	...% [...-...%]	48% [34–63%] 257	...% [...-...%]
Women (15+)	...% [...-...%]	23% [17–31%] 1 787	...% [...-...%]
Men (15+)	...% [...-...%]	36% [26–47%] 6 357	...% [...-...%]

ELIMINATION OF MOTHER-TO-CHILD TRANSMISSION

	2010	2019
Percentage of pregnant women living with HIV accessing antiretroviral medicines	12% [9–20%]	16% [11–21%]
Final vertical transmission rate including during breastfeeding	43% [38–46%]	40% [37–44%]
Early infant diagnosis	7.7% [4.6–10.8%]	15.9% [11.9–22.0%]

HIV COMORBIDITIES

Estimated number of incident tuberculosis cases among people living with HIV (2018) 100 [49–170]

People living with HIV who started TB preventive therapy (2018) ...

Cervical cancer screening of women living with HIV ...

People coinfected with HIV and hepatitis C virus starting hepatitis C treatment ...

HIV PREVENTION

Adults aged 15+ years with unsuppressed viral load ...

Knowledge of HIV prevention among young people aged 15–24 years (2015)

— Women 4.1%

— Men 6.6%

Condom use at last sex with a non-marital, non-cohabiting partner among people aged 15–49 years

— Women ...

— Men ...

Women aged 15–49 years who have their demand for family planning satisfied by modern methods ...

Men aged 15–49 years who are circumcised Not applicable

Voluntary medical male circumcisions performed according to national standards Not applicable

People who received PrEP at least once during the reporting period ...

Harm reduction

— Use of sterile injecting equipment at last injection (2015) 31.5%

— Needles and syringes distributed per person who injects ...

— Coverage of opioid substitution therapy ...

— Naloxone available (2019) No

— Safe injection rooms available (2019) No

THE ISLAMIC REPUBLIC OF IRAN

COUNTRY DATA

EPIDEMIC ESTIMATES

	2010	2015	2019
New HIV infections			
New HIV infections (all ages)	4800 [2800–8600]	4400 [1600–11 000]	4100 [1200–12 000]
New HIV infections (0–14)	<200 [<100– <500]	<200 [<100– <500]	<100 [<100– <500]
New HIV infections (women, 15+)	1000 [580–1800]	1000 [<500–2700]	1000 [<500–2900]
New HIV infections (men, 15+)	3600 [2100–6500]	3200 [1100–8400]	3000 [890–8800]
HIV incidence per 1000 population	0.07 [0.04–0.12]	0.06 [0.02–0.14]	0.05 [0.01–0.15]
AIDS-related deaths			
AIDS-related deaths (all ages)	2400 [1500–3300]	2500 [1600–4000]	2500 [1200–5600]
AIDS-related deaths (0–14)	<100 [<100– <200]	<100 [<100– <200]	<100 [<100– <100]
AIDS-related deaths (women, 15+)	<500 [<500–710]	<500 [<500–730]	<500 [<500–1000]
AIDS-related deaths (men, 15+)	1800 [1100–2500]	2000 [1200–3100]	2000 [1000–4400]
People living with HIV			
People living with HIV (all ages)	48 000 [34 000–65 000]	55 000 [36 000–96 000]	59 000 [33 000–130 000]
People living with HIV (0–14)	840 [560–1200]	900 [590–1300]	880 [520–1700]
People living with HIV (women, 15+)	11 000 [7300–14 000]	13 000 [8700–22 000]	16 000 [8800–32 000]
People living with HIV (men, 15+)	37 000 [25 000–50 000]	41 000 [26 000–72 000]	43 000 [23 000–91 000]
HIV prevalence (15–49)	<0.1 [<0.1–0.1]	<0.1 [<0.1–0.2]	<0.1 [<0.1–0.2]

LAWS AND POLICIES

Laws criminalizing the transmission of, non-disclosure of or exposure to HIV transmission	No
Criminalization of sex work among consenting adults	Any criminalization or punitive regulation of sex work
Criminalization of same-sex sexual acts	Yes, death penalty
Drug use or possession for personal use is an offence	Possession of drugs for personal use or drug use and/or consumption are specified as non-criminal offences
Criminalization of transgender people	Neither criminalized nor prosecuted
Laws or policies restricting the entry, stay and residence of people living with HIV	No
Parental consent for adolescents to access HIV testing	Yes, for adolescents younger than 14 years
Spousal consent for married women to access sexual and reproductive health services	No
Mandatory HIV testing for marriage, work or residence permits or for certain groups	No

STIGMA AND DISCRIMINATION

Percentage of women and men aged 15–49 years who report discriminatory attitudes towards people living with HIV

Percentage of people living with HIV denied health services because of their HIV status in the last 12 months

Percentage of people living with HIV who reported a health-care professional told others about their HIV status without their consent

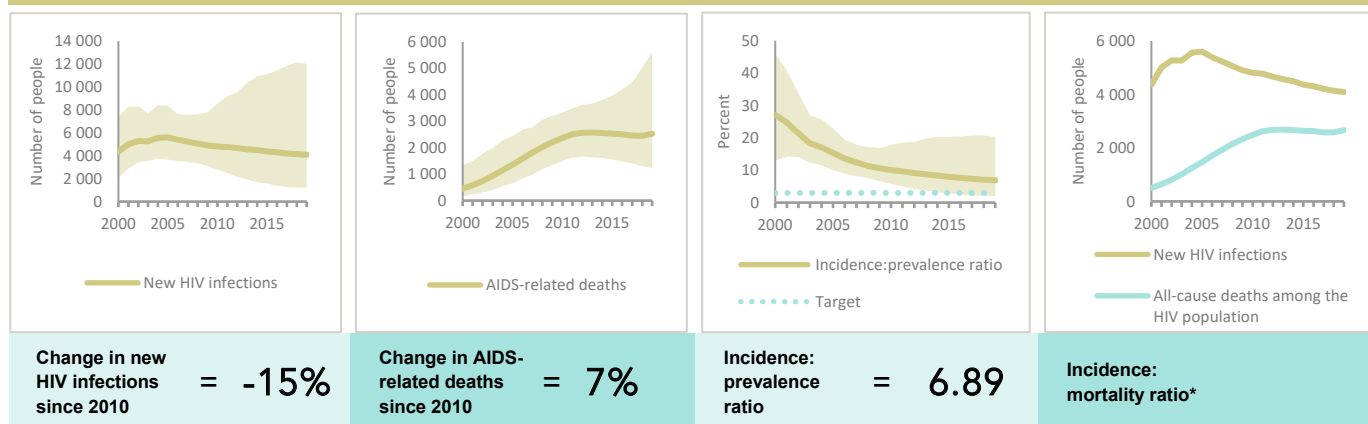
VIOLENCE

Proportion of ever-married or partnered women aged 15–49 years who experienced physical or sexual violence from a male intimate partner in the past 12 months

EXPENDITURES

	Financing sources					Total
	Domestic private	Domestic public	International: PEPFAR	International: Global Fund	International: all others	
Last available report: 2012	US\$ 2 093 938	US\$ 69 420 049	US\$ 74 486 120

EPIDEMIC TRANSITION METRICS

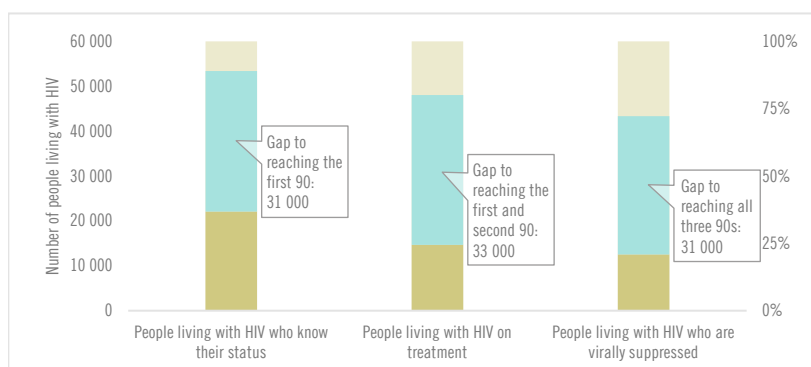


* The incidence:mortality ratio is not published if the country has not achieved antiretroviral therapy coverage of 81% or higher (the testing and treatment target for 2020).

KEY POPULATIONS

	Sex workers	Men who have sex with men	People who inject drugs	Transgender people	Prisoners
Estimated size of population	...	240 000	190 000	...	190 000
HIV prevalence	2.1%	1.9%	0.8%
HIV testing and status awareness	70.6%	...	98.3%
Antiretroviral therapy coverage	16.7%	...	66.1%
Condom use	59.1%	...	35.4%	42.5%	...
Coverage of HIV prevention programmes	25.6%
Avoidance of health care because of stigma and discrimination
Expenditures in US\$

HIV TESTING AND TREATMENT CASCADE



	2010	2019
All ages	37% [20–79%] 14 685	25% [14–52%] 14 685
Children (0–14)	75% [45–100%] 565	64% [38–100%] 565
Women (15+)	36% [20–74%] 4 506	29% [16–60%] 4 506
Men (15+)	37% [20–78%] 9 614	22% [12–48%] 9 614

ELIMINATION OF MOTHER-TO-CHILD TRANSMISSION

	2010	2019
Percentage of pregnant women living with HIV accessing antiretroviral medicines	15% [10–21%]	82% [41–100%]
Final vertical transmission rate including during breastfeeding	38% [34–43%]	19% [9–32%]
Early infant diagnosis	14.1% [10.1–20.4%]	28.4% [13.0–57.3%]

HIV COMORBIDITIES

Estimated number of incident tuberculosis cases among people living with HIV (2018)	380 [290–500]
People living with HIV who started TB preventive therapy (2018)	8.5%
Women who tested positive for HIV among those screened for cervical cancer (programme data) (2019)	40.7%
People coinfecting with HIV and hepatitis C virus starting hepatitis C treatment (2019)	36.1%

HIV PREVENTION

Adults aged 15+ years with unsuppressed viral load	<0.1%
Knowledge of HIV prevention among young people aged 15–24 years (2012)	
— Women	16.21%
— Men	20.63%
Condom use at last sex with a non-marital, non-cohabiting partner among people aged 15–49 years	
— Women	...
— Men	...
Women aged 15–49 years who have their demand for family planning satisfied by modern methods	...
Men aged 15–49 years who are circumcised	Not applicable
Voluntary medical male circumcisions performed according to national standards	Not applicable
People who received PrEP at least once during the reporting period	...

Harm reduction

— Use of sterile injecting equipment at last injection (2019)	73.4%
— Needles and syringes distributed per person who injects (2019)	43
— Coverage of opioid substitution therapy (2019)	13.4%
— Naloxone available (2019)	Yes
— Safe injection rooms available (2019)	No

LEBANON

COUNTRY DATA

EPIDEMIC ESTIMATES

	2010	2015	2019
New HIV infections			
New HIV infections (all ages)	<200 [<100– <500]	<200 [<100– <500]	<200 [<100– <500]
New HIV infections (0–14)	... [...–...]	... [...–...]	... [...–...]
New HIV infections (women, 15+)	<100 [<100– <100]	<100 [<100– <100]	<100 [<100– <100]
New HIV infections (men, 15+)	<200 [<100– <200]	<200 [<100– <500]	<200 [<100– <500]
HIV incidence per 1000 population	0.03 [0.02–0.05]	0.03 [0.02–0.06]	0.03 [<0.01–0.06]
AIDS-related deaths			
AIDS-related deaths (all ages)	<100 [<100– <100]	<100 [<100– <200]	<100 [<100– <200]
AIDS-related deaths (0–14)	... [...–...]	... [...–...]	... [...–...]
AIDS-related deaths (women, 15+)	<100 [<100– <100]	<100 [<100– <100]	<100 [<100– <100]
AIDS-related deaths (men, 15+)	<100 [<100– <100]	<100 [<100– <100]	<100 [<100– <100]
People living with HIV			
People living with HIV (all ages)	1400 [850–2100]	2200 [1400–3400]	2700 [1500–4300]
People living with HIV (0–14)	... [...–...]	... [...–...]	... [...–...]
People living with HIV (women, 15+)	<500 [<200– <500]	<500 [<500–550]	<500 [<500–570]
People living with HIV (men, 15+)	1000 [650–1600]	1800 [1100–2900]	2300 [1300–3700]
HIV prevalence (15–49)	<0.1 [<0.1– <0.1]	<0.1 [<0.1– <0.1]	<0.1 [<0.1– <0.1]

LAWS AND POLICIES

Laws criminalizing the transmission of, non-disclosure of or exposure to HIV transmission	...
Criminalization of sex work among consenting adults	Sex work is not subject to punitive regulations or is not criminalized
Criminalization of same-sex sexual acts	Yes, imprisonment (up to 14 years)
Drug use or possession for personal use is an offence	...
Criminalization of transgender people	...
Laws or policies restricting the entry, stay and residence of people living with HIV	Require HIV testing or disclosure for some permits
Parental consent for adolescents to access HIV testing	...
Spousal consent for married women to access sexual and reproductive health services	...
Mandatory HIV testing for marriage, work or residence permits or for certain groups	...

STIGMA AND DISCRIMINATION

Percentage of women and men aged 15–49 years who report discriminatory attitudes towards people living with HIV

Percentage of people living with HIV denied health services because of their HIV status in the last 12 months

Percentage of people living with HIV who reported a health-care professional told others about their HIV status without their consent

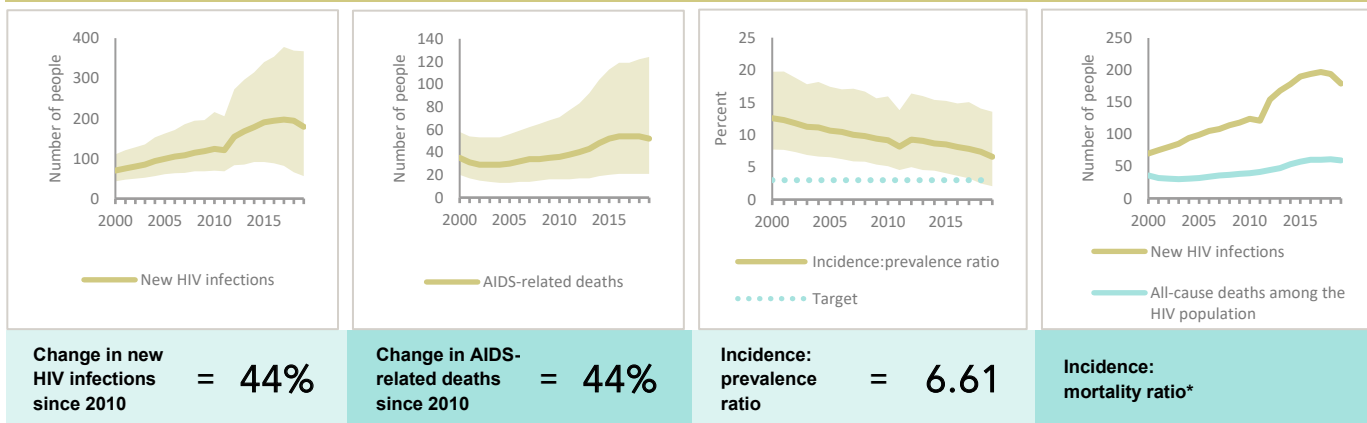
VIOLENCE

Proportion of ever-married or partnered women aged 15–49 years who experienced physical or sexual violence from a male intimate partner in the past 12 months

EXPENDITURES

	Financing sources					Total
	Domestic private	Domestic public	International: PEPFAR	International: Global Fund	International: all others	
Last available report: 2019	US\$ 0	US\$ 6 620 000	US\$ 0	US\$ 135 080	US\$ 0	US\$ 6 829 080

EPIDEMIC TRANSITION METRICS



* The incidence:mortality ratio is not published if the country has not achieved antiretroviral therapy coverage of 81% or higher (the testing and treatment target for 2020).

KEY POPULATIONS

	Sex workers	Men who have sex with men	People who inject drugs	Transgender people	Prisoners
Estimated size of population	...	16 000
HIV prevalence	0%	12.0%	0.1%
HIV testing and status awareness	...	92.3%
Antiretroviral therapy coverage
Condom use	79.2%	52.2%
Coverage of HIV prevention programmes
Avoidance of health care because of stigma and discrimination
Expenditures in US\$

HIV COMORBIDITIES

Estimated number of incident tuberculosis cases among people living with HIV (2018)	8 [2–16]
People living with HIV who started TB preventive therapy (2018)	2.1%
Cervical cancer screening of women living with HIV	...
People coinfectd with HIV and hepatitis C virus starting hepatitis C treatment (2017)	100%

HIV PREVENTION

Adults aged 15+ years with unsuppressed viral load	<0.1%
Knowledge of HIV prevention among young people aged 15–24 years	...
— Women	...
— Men	...

Condom use at last sex with a non-marital, non-cohabiting partner among people aged 15–49 years	...
— Women	...
— Men	...

Women aged 15–49 years who have their demand for family planning satisfied by modern methods	...
--	-----

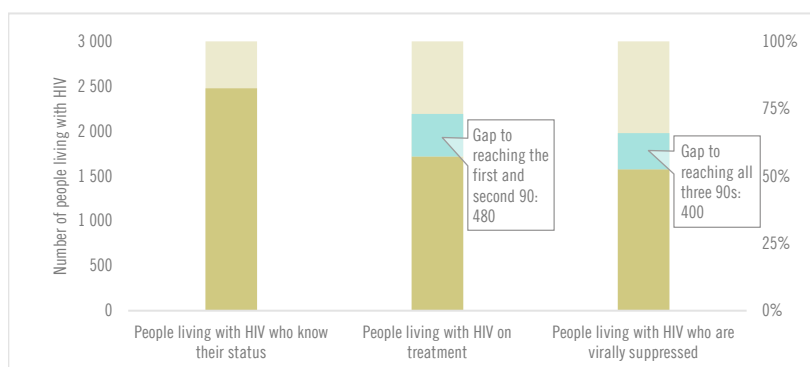
Men aged 15–49 years who are circumcised	Not applicable
--	----------------

Voluntary medical male circumcisions performed according to national standards	Not applicable
--	----------------

People who received PrEP at least once during the reporting period	...
--	-----

Harm reduction	
— Use of sterile injecting equipment at last injection	...
— Needles and syringes distributed per person who injects	...
— Coverage of opioid substitution therapy (2015)	49.7%
— Naloxone available (2019)	...
— Safe injection rooms available (2019)	...

HIV TESTING AND TREATMENT CASCADE



	91% [51–100%]	63% [36–100%] 1 717	58% [33–92%]
All ages			
Children (0–14)	...% [...–...%]	...% [...–...%]% [...–...%]
Women (15+)	79% [48–100%]	40% [24–58%] 158	39% [24–56%]
Men (15+)	94% [52–100%]	68% [37–100%] 1 555	62% [34–100%]

ELIMINATION OF MOTHER-TO-CHILD TRANSMISSION

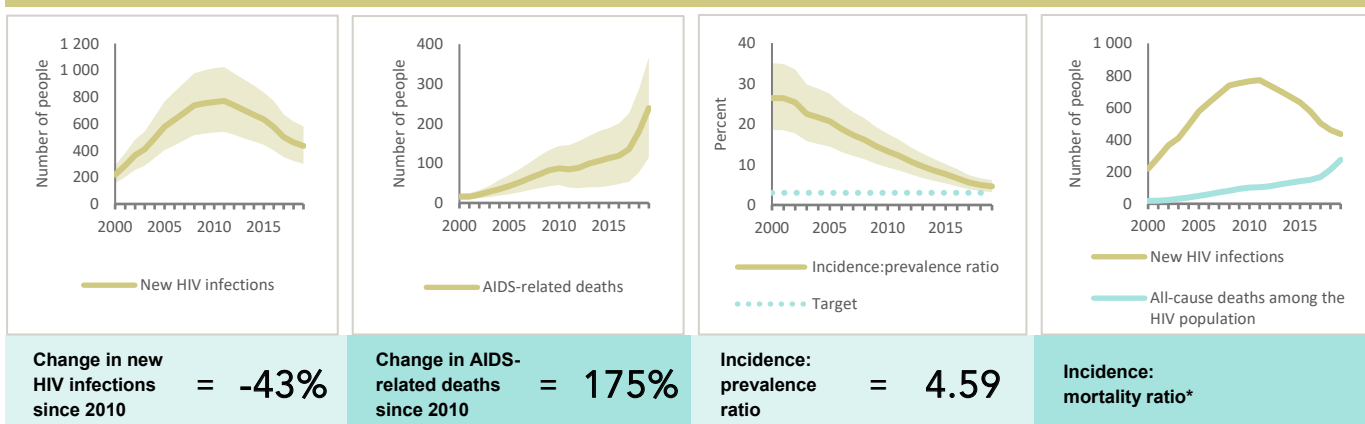
	2010	2019
Percentage of pregnant women living with HIV accessing antiretroviral medicines	...% [...–...%]	...% [...–...%]
Final vertical transmission rate including during breastfeeding	...% [...–...%]	...% [...–...%]
Early infant diagnosis	...% [...–...%]	...% [...–...%]

LIBYA

EPIDEMIC ESTIMATES

	2010	2015	2019
New HIV infections			
New HIV infections (all ages)	760 [540–1000]	630 [<500–840]	<500 [<500–580]
New HIV infections (0–14)	<100 [<100– <100]	<100 [<100– <100]	<100 [<100– <100]
New HIV infections (women, 15+)	<500 [<200– <500]	<200 [<200– <500]	<200 [<100– <200]
New HIV infections (men, 15+)	510 [<500–680]	<500 [<500–550]	<500 [<200– <500]
HIV incidence per 1000 population	0.13 [0.09–0.17]	0.1 [0.07–0.13]	0.07 [0.05–0.09]
AIDS-related deaths			
AIDS-related deaths (all ages)	<100 [<100– <200]	<200 [<100– <200]	<500 [<200– <500]
AIDS-related deaths (0–14)	<100 [<100– <100]	<100 [<100– <100]	<100 [<100– <100]
AIDS-related deaths (women, 15+)	<100 [<100– <100]	<100 [<100– <100]	<100 [<100– <100]
AIDS-related deaths (men, 15+)	<100 [<100– <100]	<100 [<100– <200]	<200 [<100– <500]
People living with HIV			
People living with HIV (all ages)	5800 [4100–7600]	8300 [6100–11 000]	9500 [7200–12 000]
People living with HIV (0–14)	<200 [<200– <500]	<500 [<200– <500]	<500 [<200– <500]
People living with HIV (women, 15+)	1600 [1200–2100]	2300 [1800–3000]	2800 [2100–3500]
People living with HIV (men, 15+)	4000 [2800–5300]	5700 [4200–7300]	6400 [4900–8000]
HIV prevalence (15–49)	0.1 [0.1–0.2]	0.2 [0.1–0.2]	0.2 [0.2–0.3]

EPIDEMIC TRANSITION METRICS



* The incidence:mortality ratio is not published if the country has not achieved antiretroviral therapy coverage of 81% or higher (the testing and treatment target for 2020).

EXPENDITURES

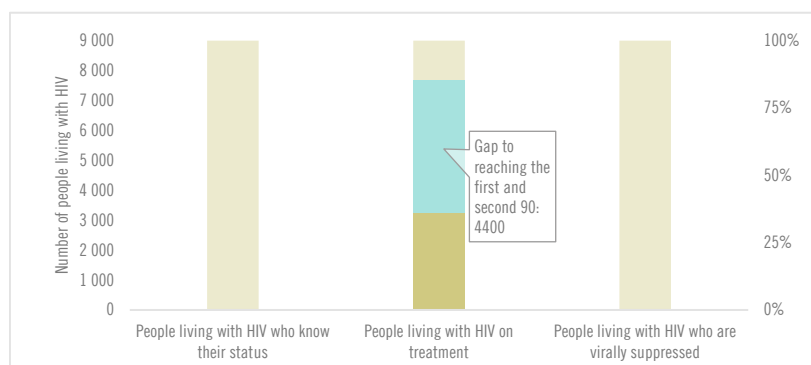
	Financing sources					Total
	Domestic private	Domestic public	International: PEPFAR	International: Global Fund	International: all others	

Last available report: ...

Note: Global AIDS Monitoring report was not available at the time of publication.

COUNTRY DATA

HIV TESTING AND TREATMENT CASCADE



All ages	...% [...-...%]	34% [26–43%] 3 241	...% [...-...%]
Children (0–14)	...% [...-...%]	42% [30–55%] 110	...% [...-...%]
Women (15+)	...% [...-...%]	45% [34–58%] 1 244	...% [...-...%]
Men (15+)	...% [...-...%]	29% [22–36%] 1 887	...% [...-...%]

ELIMINATION OF MOTHER-TO-CHILD TRANSMISSION

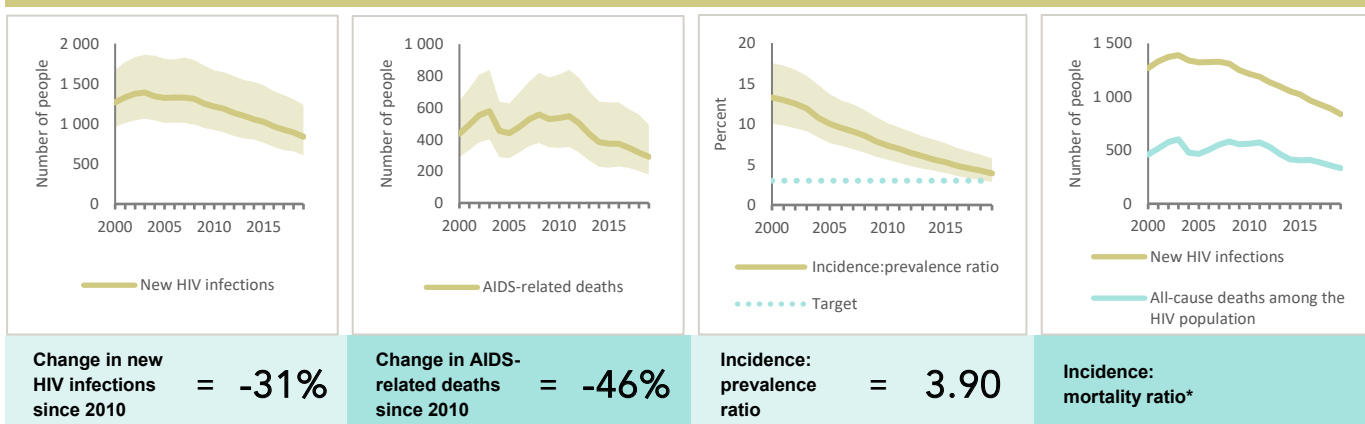
	2010	2019
Percentage of pregnant women living with HIV accessing antiretroviral medicines	0% [0–0%]	69% [56–83%]
Final vertical transmission rate including during breastfeeding	53% [48–57%]	26% [19–32%]
Early infant diagnosis	...% [...-...%]	53.3% [44.2–66.3%]

MOROCCO

EPIDEMIC ESTIMATES

	2010	2015	2019
New HIV infections			
New HIV infections (all ages)	1200 [920–1700]	1000 [760–1500]	840 [610–1200]
New HIV infections (0–14)	<100 [<100– <200]	<100 [<100– <100]	<100 [<100– <100]
New HIV infections (women, 15+)	<500 [<500–670]	<500 [<500–590]	<500 [<500– <500]
New HIV infections (men, 15+)	680 [510–920]	580 [<500–800]	500 [<500–720]
HIV incidence per 1000 population	0.04 [0.03–0.05]	0.03 [0.02–0.04]	0.02 [0.02–0.03]
AIDS-related deaths			
AIDS-related deaths (all ages)	530 [<500–810]	<500 [<500–630]	<500 [<200– <500]
AIDS-related deaths (0–14)	<100 [<100– <100]	<100 [<100– <100]	<100 [<100– <100]
AIDS-related deaths (women, 15+)	<200 [<200– <500]	<100 [<100– <200]	<100 [<100– <200]
AIDS-related deaths (men, 15+)	<500 [<200– <500]	<500 [<200– <500]	<500 [<200– <500]
People living with HIV			
People living with HIV (all ages)	17 000 [13 000–22 000]	19 000 [16 000–26 000]	21 000 [18 000–28 000]
People living with HIV (0–14)	<500 [<500–560]	500 [<500–680]	550 [<500–720]
People living with HIV (women, 15+)	6700 [5400–8600]	8000 [6500–11 000]	8900 [7300–12 000]
People living with HIV (men, 15+)	9400 [7600–12 000]	11 000 [8900–14 000]	12 000 [9700–15 000]
HIV prevalence (15–49)	<0.1 [<0.1–0.1]	<0.1 [<0.1–0.1]	<0.1 [<0.1–0.1]

EPIDEMIC TRANSITION METRICS



* The incidence:mortality ratio is not published if the country has not achieved antiretroviral therapy coverage of 81% or higher (the testing and treatment target for 2020).

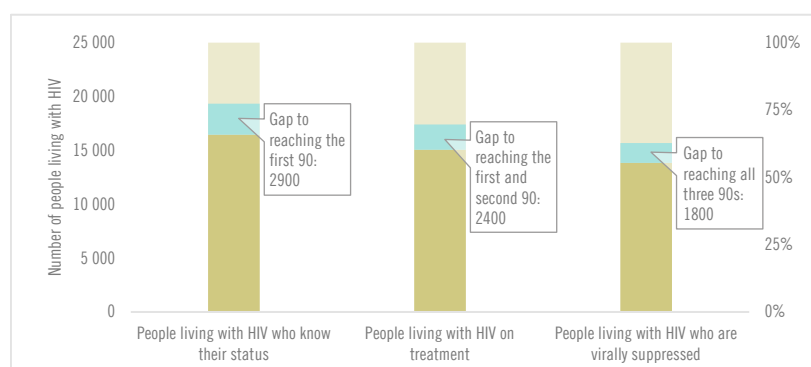
EXPENDITURES

	Financing sources					Total
	Domestic private	Domestic public	International: PEPFAR	International: Global Fund	International: all others	
Last available report: 2017	US\$ 1 493 732	US\$ 18 244 377	US\$ 39 062 783

Note: Global AIDS Monitoring report was not available at the time of publication.

COUNTRY DATA

HIV TESTING AND TREATMENT CASCADE



	77% [64–100%]	70% [58–92%] 15 049	64% [54–84%]
All ages			
Children (0–14)	...% [...–...%]	100% [100–100%] 759	100% [99–100%]
Women (15+)	87% [71–100%]	79% [64–100%] 7 043	73% [59–97%]
Men (15+)	68% [54–85%]	60% [48–76%] 7 247	55% [45–70%]

ELIMINATION OF MOTHER-TO-CHILD TRANSMISSION

	2010	2019
Percentage of pregnant women living with HIV accessing antiretroviral medicines	39% [31–50%]	73% [62–90%]
Final vertical transmission rate including during breastfeeding	22% [20–26%]	12% [9–17%]
Early infant diagnosis	17.7% [13.9–22.8%]	...% [...–...%]

EPIDEMIC ESTIMATES

	2010	2015	2019
New HIV infections			
New HIV infections (all ages)	<200 [<100– <200]	<200 [<100– <200]	<200 [<100– <200]
New HIV infections (0–14)	... [...–...]	... [...–...]	... [...–...]
New HIV infections (women, 15+)	<100 [<100– <100]	<100 [<100– <100]	<100 [<100– <100]
New HIV infections (men, 15+)	<100 [<100– <200]	<100 [<100– <200]	<100 [<100– <200]
HIV incidence per 1000 population	0.05 [0.03–0.06]	0.04 [0.03–0.06]	0.04 [0.03–0.06]
AIDS-related deaths			
AIDS-related deaths (all ages)	<100 [<100– <200]	<100 [<100– <100]	<100 [<100– <100]
AIDS-related deaths (0–14)	... [...–...]	... [...–...]	... [...–...]
AIDS-related deaths (women, 15+)	<100 [<100– <100]	<100 [<100– <100]	<100 [<100– <100]
AIDS-related deaths (men, 15+)	<100 [<100– <100]	<100 [<100– <100]	<100 [<100– <100]
People living with HIV			
People living with HIV (all ages)	1800 [1400–2500]	2100 [1700–2700]	2500 [1900–3000]
People living with HIV (0–14)	... [...–...]	... [...–...]	... [...–...]
People living with HIV (women, 15+)	520 [<500–710]	640 [<500–780]	750 [580–920]
People living with HIV (men, 15+)	1200 [970–1700]	1500 [1100–1800]	1700 [1300–2100]
HIV prevalence (15–49)	<0.1 [<0.1–0.1]	<0.1 [<0.1–0.1]	<0.1 [<0.1–0.1]

LAWS AND POLICIES

Laws criminalizing the transmission of, non-disclosure of or exposure to HIV transmission	No, but prosecutions exist based on general criminal laws
Criminalization of sex work among consenting adults	Any criminalization or punitive regulation of sex work
Criminalization of same-sex sexual acts	Yes, imprisonment (up to 14 years)
Drug use or possession for personal use is an offence	Possession of drugs for personal use or drug use or consumption are specified as a criminal offence
Criminalization of transgender people	Criminalized
Laws or policies restricting the entry, stay and residence of people living with HIV	Deport, prohibit short- and/or long-stay and require HIV testing or disclosure for some permits
Parental consent for adolescents to access HIV testing	Yes, for adolescents younger than 12 years
Spousal consent for married women to access sexual and reproductive health services	No
Mandatory HIV testing for marriage, work or residence permits or for certain groups	Yes

STIGMA AND DISCRIMINATION

Percentage of women and men aged 15–49 years who report discriminatory attitudes towards people living with HIV

Percentage of people living with HIV denied health services because of their HIV status in the last 12 months

Percentage of people living with HIV who reported a health-care professional told others about their HIV status without their consent

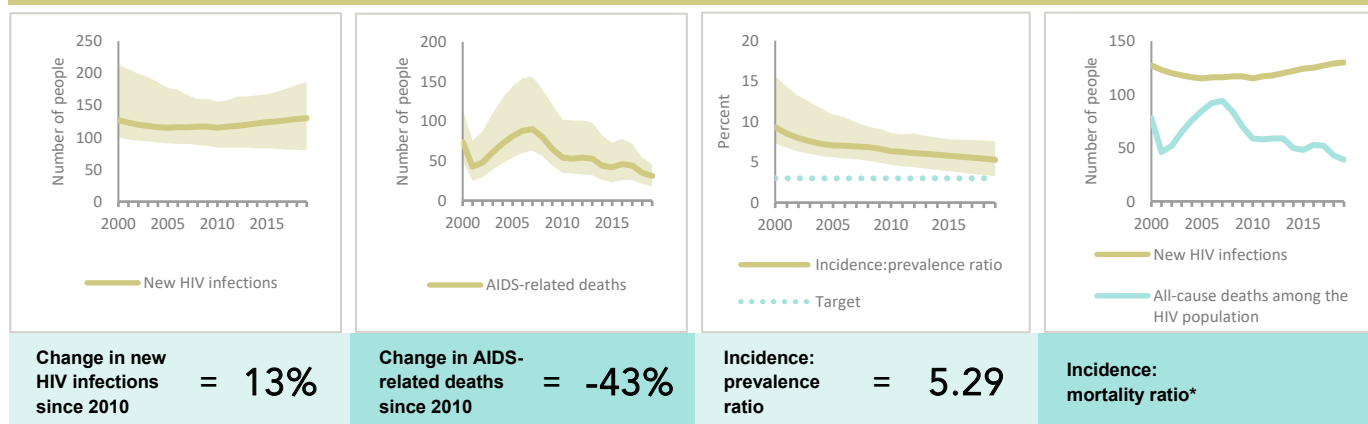
VIOLENCE

Proportion of ever-married or partnered women aged 15–49 years who experienced physical or sexual violence from a male intimate partner in the past 12 months

EXPENDITURES

	Financing sources					Total
	Domestic private	Domestic public	International: PEPFAR	International: Global Fund	International: all others	
Last available report: 2014	...	US\$ 4 313 471	US\$ 11 390	US\$ 4 324 861

EPIDEMIC TRANSITION METRICS

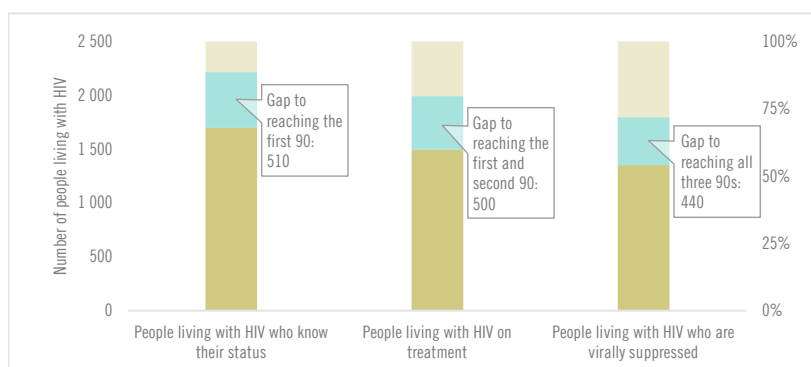


* The incidence:mortality ratio is not published if the country has not achieved antiretroviral therapy coverage of 81% or higher (the testing and treatment target for 2020).

KEY POPULATIONS

	Sex workers	Men who have sex with men	People who inject drugs	Transgender people	Prisoners
Estimated size of population
HIV prevalence	0.2%
HIV testing and status awareness
Antiretroviral therapy coverage
Condom use
Coverage of HIV prevention programmes
Avoidance of health care because of stigma and discrimination
Expenditures in US\$

HIV TESTING AND TREATMENT CASCADE



	69% [53–84%]	61% [47–74%] 1 494	55% [42–67%]
All ages			
Children (0–14)	...% [...–...%]	...% [...–...%]% [...–...%]
Women (15+)	69% [53–85%]	62% [48–76%] 466	58% [44–70%]
Men (15+)	68% [53–84%]	59% [45–73%] 988	53% [41–66%]

ELIMINATION OF MOTHER-TO-CHILD TRANSMISSION

	2010	2019
Percentage of pregnant women living with HIV accessing antiretroviral medicines	...% [...–...%]	...% [...–...%]
Final vertical transmission rate including during breastfeeding	...% [...–...%]	...% [...–...%]
Early infant diagnosis	...% [...–...%]	...% [...–...%]

HIV COMORBIDITIES

Estimated number of incident tuberculosis cases among people living with HIV (2018)	7 [2–14]
People living with HIV who started TB preventive therapy (2018)	...
Cervical cancer screening of women living with HIV	...
People coinfecting with HIV and hepatitis C virus starting hepatitis C treatment (2019)	25%

HIV PREVENTION

Adults aged 15+ years with unsuppressed viral load	<0.1%
Knowledge of HIV prevention among young people aged 15–24 years (2014)	
— Women	9.8%
— Men	...
Condom use at last sex with a non-marital, non-cohabiting partner among people aged 15–49 years	
— Women	...
— Men	...
Women aged 15–49 years who have their demand for family planning satisfied by modern methods	...

Men aged 15–49 years who are circumcised Not applicable

Voluntary medical male circumcisions performed according to national standards Not applicable

People who received PrEP at least once during the reporting period ...

Harm reduction

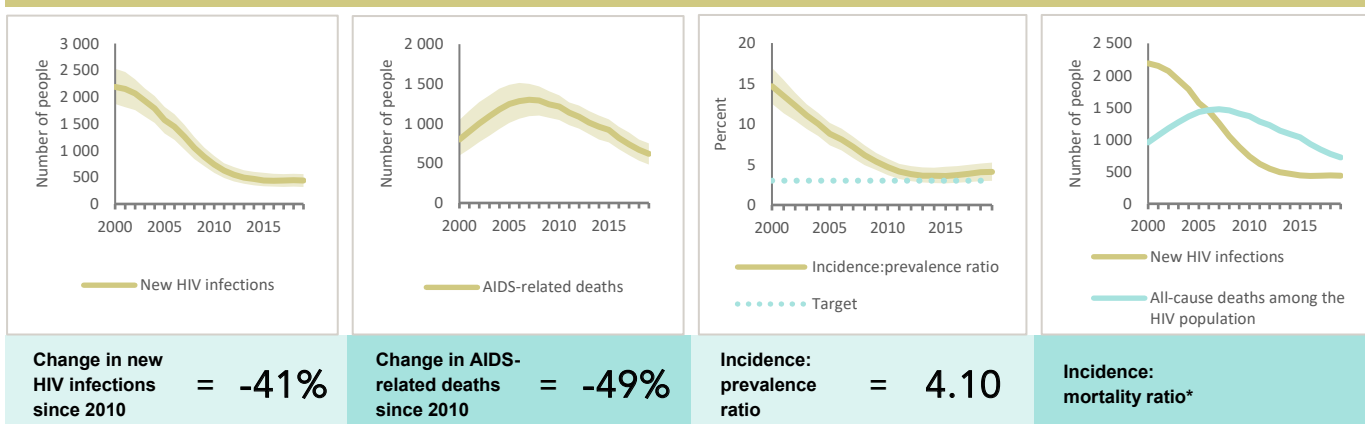
— Use of sterile injecting equipment at last injection	...
— Needles and syringes distributed per person who injects	...
— Coverage of opioid substitution therapy	...
— Naloxone available (2019)	No
— Safe injection rooms available (2019)	No

SOMALIA

EPIDEMIC ESTIMATES

	2010	2015	2019
New HIV infections			
New HIV infections (all ages)	740 [580–900]	<500 [<500–580]	<500 [<500–560]
New HIV infections (0–14)	<500 [<500–<500]	<200 [<200–<500]	<200 [<200–<200]
New HIV infections (women, 15+)	<500 [<200–<500]	<200 [<200–<500]	<200 [<200–<500]
New HIV infections (men, 15+)	<500 [<200–<500]	<200 [<100–<200]	<200 [<100–<200]
HIV incidence per 1000 population	0.06 [0.05–0.08]	0.03 [0.02–0.04]	0.03 [0.02–0.04]
AIDS-related deaths			
AIDS-related deaths (all ages)	1200 [1000–1400]	920 [760–1100]	620 [<500–750]
AIDS-related deaths (0–14)	<500 [<200–<500]	<200 [<200–<200]	<200 [<100–<200]
AIDS-related deaths (women, 15+)	<500 [<500–520]	<500 [<500–<500]	<500 [<200–<500]
AIDS-related deaths (men, 15+)	550 [<500–630]	<500 [<500–520]	<500 [<500–<500]
People living with HIV			
People living with HIV (all ages)	16 000 [13 000–18 000]	12 000 [10 000–14 000]	11 000 [8600–12 000]
People living with HIV (0–14)	1700 [1500–1900]	1400 [1200–1600]	1100 [960–1300]
People living with HIV (women, 15+)	6700 [5500–7700]	5500 [4500–6400]	5200 [4200–6000]
People living with HIV (men, 15+)	7400 [5800–8700]	5400 [4200–6400]	4400 [3600–5100]
HIV prevalence (15–49)	0.2 [0.2–0.3]	0.1 [0.1–0.2]	0.1 [0.1–0.1]

EPIDEMIC TRANSITION METRICS



* The incidence:mortality ratio is not published if the country has not achieved antiretroviral therapy coverage of 81% or higher (the testing and treatment target for 2020).

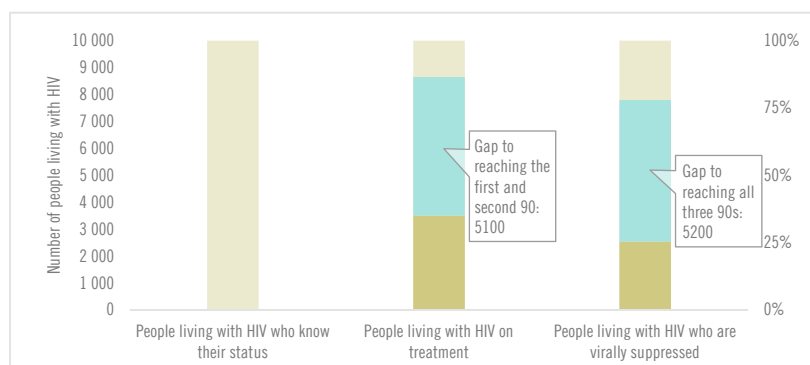
EXPENDITURES

	Financing sources					Total
	Domestic private	Domestic public	International: PEPFAR	International: Global Fund	International: all others	
Last available report: 2019	US\$ 0	US\$ 0	US\$ 0	US\$ 6 467 638	US\$ 0	US\$ 6 467 638

Note: Global AIDS Monitoring report was not available at the time of publication.

COUNTRY DATA

HIV TESTING AND TREATMENT CASCADE



All ages	...% [...-...%]	33% [27–38%] 3 505	24% [19–28%]
Children (0–14)	...% [...-...%]	17% [15–20%] 194	...% [...-...%]
Women (15+)	...% [...-...%]	38% [31–44%] 1 960	28% [23–32%]
Men (15+)	...% [...-...%]	31% [25–36%] 1 351	22% [18–26%]

ELIMINATION OF MOTHER-TO-CHILD TRANSMISSION

	2010	2019
Percentage of pregnant women living with HIV accessing antiretroviral medicines	0% [0–0%]	24% [19–29%]
Final vertical transmission rate including during breastfeeding	35% [32–37%]	32% [30–34%]
Early infant diagnosis	...% [...-...%]	<1% [<1– <1%]

SUDAN

COUNTRY DATA

EPIDEMIC ESTIMATES

	2010	2015	2019
New HIV infections			
New HIV infections (all ages)	3600 [3000–4800]	3500 [2700–4600]	3500 [2400–4700]
New HIV infections (0–14)	720 [580–880]	670 [520–810]	640 [<500–800]
New HIV infections (women, 15+)	1400 [1100–1900]	1400 [1000–1800]	1300 [810–1800]
New HIV infections (men, 15+)	1500 [1200–2000]	1500 [1100–2000]	1500 [970–2200]
HIV incidence per 1000 population	0.11 [0.09–0.14]	0.09 [0.07–0.12]	0.08 [0.06–0.11]
AIDS-related deaths			
AIDS-related deaths (all ages)	2300 [1700–2900]	2900 [2300–3600]	2300 [1800–3000]
AIDS-related deaths (0–14)	<500 [<500–570]	<500 [<500–560]	<500 [<500–530]
AIDS-related deaths (women, 15+)	860 [620–1100]	1100 [910–1400]	930 [710–1200]
AIDS-related deaths (men, 15+)	970 [690–1300]	1200 [1000–1600]	970 [730–1400]
People living with HIV			
People living with HIV (all ages)	42 000 [36 000–49 000]	44 000 [38 000–52 000]	46 000 [39 000–56 000]
People living with HIV (0–14)	3700 [2900–4500]	4100 [3400–4700]	4000 [3300–4800]
People living with HIV (women, 15+)	18 000 [16 000–21 000]	20 000 [16 000–23 000]	21 000 [17 000–24 000]
People living with HIV (men, 15+)	20 000 [17 000–24 000]	21 000 [17 000–25 000]	22 000 [18 000–27 000]
HIV prevalence (15–49)	0.2 [0.2–0.2]	0.2 [0.2–0.2]	0.2 [0.1–0.2]

LAWS AND POLICIES

Laws criminalizing the transmission of, non-disclosure of or exposure to HIV transmission	No
Criminalization of sex work among consenting adults	Any criminalization or punitive regulation of sex work
Criminalization of same-sex sexual acts	Yes, death penalty
Drug use or possession for personal use is an offence	Possession of drugs for personal use or drug use or consumption are specified as a criminal offence
Criminalization of transgender people	...
Laws or policies restricting the entry, stay and residence of people living with HIV	Deport, prohibit short- and/or long-stay and require HIV testing or disclosure for some permits
Parental consent for adolescents to access HIV testing	Yes, for adolescents younger than 18 years
Spousal consent for married women to access sexual and reproductive health services	No
Mandatory HIV testing for marriage, work or residence permits or for certain groups	Yes

STIGMA AND DISCRIMINATION

Percentage of women and men aged 15–49 years who report discriminatory attitudes towards people living with HIV (2014 refers to women only)	2010	2014
	65.9	66

Percentage of people living with HIV denied health services because of their HIV status in the last 12 months

Percentage of people living with HIV who reported a health-care professional told others about their HIV status without their consent

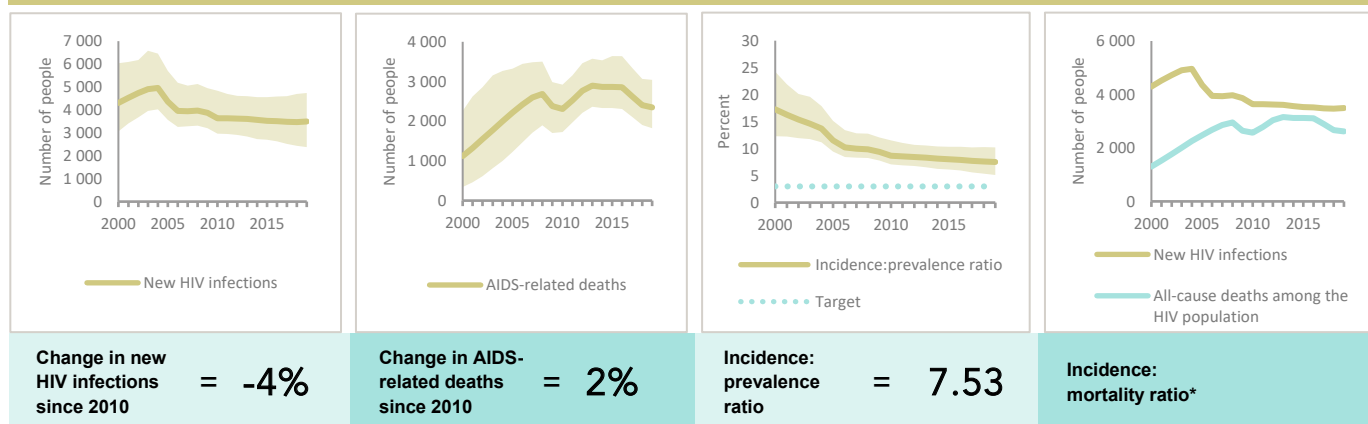
VIOLENCE

Proportion of ever-married or partnered women aged 15–49 years who experienced physical or sexual violence from a male intimate partner in the past 12 months

EXPENDITURES

	Financing sources					Total
	Domestic private	Domestic public	International: PEPFAR	International: Global Fund	International: all others	
Last available report: 2013	US\$ 1 070 800	US\$ 3 717 832	...	US\$ 8 170 054	US\$ 42 553	US\$ 13 840 875

EPIDEMIC TRANSITION METRICS



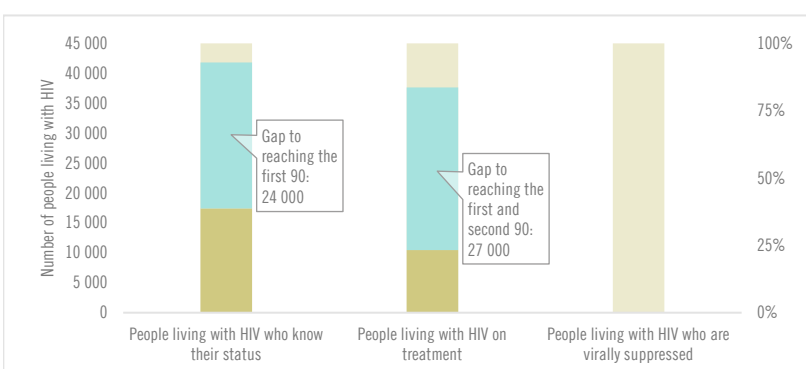
* The incidence:mortality ratio is not published if the country has not achieved antiretroviral therapy coverage of 81% or higher (the testing and treatment target for 2020).

KEY POPULATIONS

	Sex workers	Men who have sex with men	People who inject drugs	Transgender people	Prisoners
Estimated size of population
HIV prevalence	0.7%	0.8%
HIV testing and status awareness	84.2%**
Antiretroviral therapy coverage
Condom use	34.9%	26.9%
Coverage of HIV prevention programmes
Avoidance of health care because of stigma and discrimination
Expenditures in US\$

** Programme data—not representative; includes people with negative results.

HIV TESTING AND TREATMENT CASCADE



	38% [31–45%]	22% [19–27%] 10 449	...% [...-...%]
All ages			
Children (0–14)	...% [...-...%]	17% [14–20%] 673	...% [...-...%]
Women (15+)	39% [32–46%]	21% [17–25%] 4 315	...% [...-...%]
Men (15+)	40% [32–50%]	25% [20–31%] 5 461	...% [...-...%]

ELIMINATION OF MOTHER-TO-CHILD TRANSMISSION

	2010	2019
Percentage of pregnant women living with HIV accessing antiretroviral medicines	4% [3–5%]	4% [3–5%]
Final vertical transmission rate including during breastfeeding	36% [33–39%]	36% [34–39%]
Early infant diagnosis	...% [...-...%]	...% [...-...%]

HIV COMORBIDITIES

Estimated number of incident tuberculosis cases among people living with HIV (2018)	970 [300–2000]
People living with HIV who started TB preventive therapy (2018)	...
Cervical cancer screening of women living with HIV	...
People coinfectd with HIV and hepatitis C virus starting hepatitis C treatment	...

HIV PREVENTION

Adults aged 15+ years with unsuppressed viral load	...
Knowledge of HIV prevention among young people aged 15–24 years (2014)	
— Women	8.5%
— Men	...
Condom use at last sex with a non-marital, non-cohabiting partner among people aged 15–49 years	
— Women	...
— Men	...
Women aged 15–49 years who have their demand for family planning satisfied by modern methods	...
Men aged 15–49 years who are circumcised	Not applicable
Voluntary medical male circumcisions performed according to national standards	Not applicable
People who received PrEP at least once during the reporting period	...
Harm reduction	
— Use of sterile injecting equipment at last injection	...
— Needles and syringes distributed per person who injects	...
— Coverage of opioid substitution therapy	...
— Naloxone available (2019)	...
— Safe injection rooms available (2019)	...

SYRIAN ARAB REPUBLIC

COUNTRY DATA

EPIDEMIC ESTIMATES

	2010	2015	2019
New HIV infections			
New HIV infections (all ages)	<100 [<100– <100]	<100 [<100– <100]	<100 [<100– <200]
New HIV infections (0–14)	... [...–...]	... [...–...]	... [...–...]
New HIV infections (women, 15+)	<100 [<100– <100]	<100 [<100– <100]	<100 [<100– <100]
New HIV infections (men, 15+)	<100 [<100– <100]	<100 [<100– <100]	<100 [<100– <100]
HIV incidence per 1000 population	<0.01 [<0.01– <0.01]	<0.01 [<0.01– <0.01]	<0.01 [<0.01– <0.01]
AIDS-related deaths			
AIDS-related deaths (all ages)	<100 [<100– <100]	<100 [<100– <100]	<100 [<100– <100]
AIDS-related deaths (0–14)	... [...–...]	... [...–...]	... [...–...]
AIDS-related deaths (women, 15+)	<100 [<100– <100]	<100 [<100– <100]	<100 [<100– <100]
AIDS-related deaths (men, 15+)	<100 [<100– <100]	<100 [<100– <100]	<100 [<100– <100]
People living with HIV			
People living with HIV (all ages)	500 [<500–960]	510 [<500–920]	620 [<500–1200]
People living with HIV (0–14)	... [...–...]	... [...–...]	... [...–...]
People living with HIV (women, 15+)	<200 [<100– <500]	<200 [<100– <500]	<200 [<100– <500]
People living with HIV (men, 15+)	<500 [<200–630]	<500 [<200–600]	<500 [<200–780]
HIV prevalence (15–49)	<0.1 [<0.1– <0.1]	<0.1 [<0.1– <0.1]	<0.1 [<0.1– <0.1]

LAWS AND POLICIES

Laws criminalizing the transmission of, non-disclosure of or exposure to HIV transmission	Yes
Criminalization of sex work among consenting adults	Any criminalization or punitive regulation of sex work
Criminalization of same-sex sexual acts	Yes, imprisonment (up to 14 years)
Drug use or possession for personal use is an offence	Possession of drugs for personal use or drug use or consumption are specified as a criminal offence
Criminalization of transgender people	Prosecuted
Laws or policies restricting the entry, stay and residence of people living with HIV	Deport, prohibit short- and/or long-stay and require HIV testing or disclosure for some permits
Parental consent for adolescents to access HIV testing	Yes, for adolescents younger than 16 years
Spousal consent for married women to access sexual and reproductive health services	No
Mandatory HIV testing for marriage, work or residence permits or for certain groups	Yes

STIGMA AND DISCRIMINATION

Percentage of women and men aged 15–49 years who report discriminatory attitudes towards people living with HIV

Percentage of people living with HIV denied health services because of their HIV status in the last 12 months

Percentage of people living with HIV who reported a health-care professional told others about their HIV status without their consent

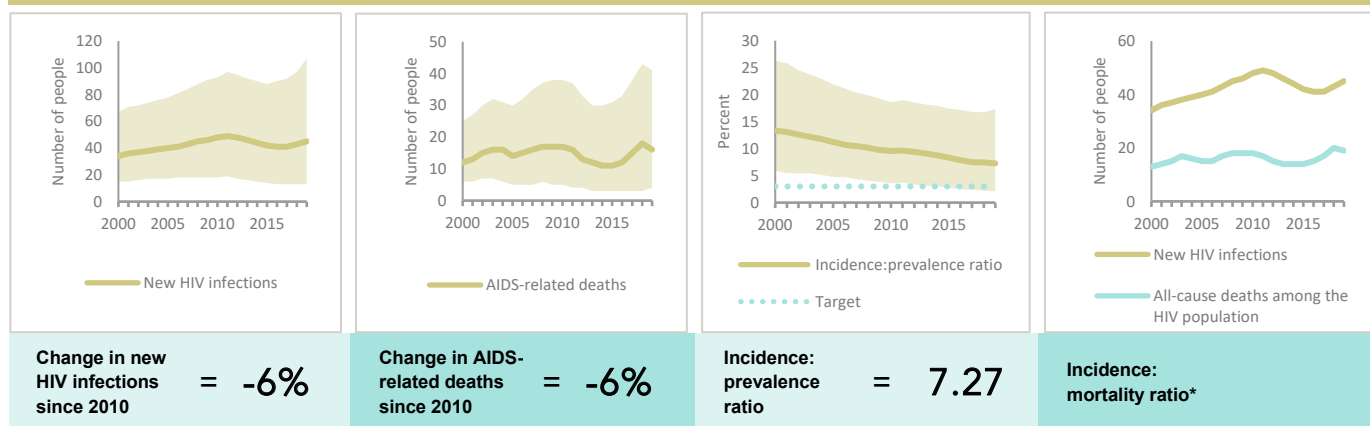
VIOLENCE

Proportion of ever-married or partnered women aged 15–49 years who experienced physical or sexual violence from a male intimate partner in the past 12 months

EXPENDITURES

	Financing sources					Total
	Domestic private	Domestic public	International: PEPFAR	International: Global Fund	International: all others	
Last available report: 2011	...	US\$ 620 000	US\$ 809 850

EPIDEMIC TRANSITION METRICS

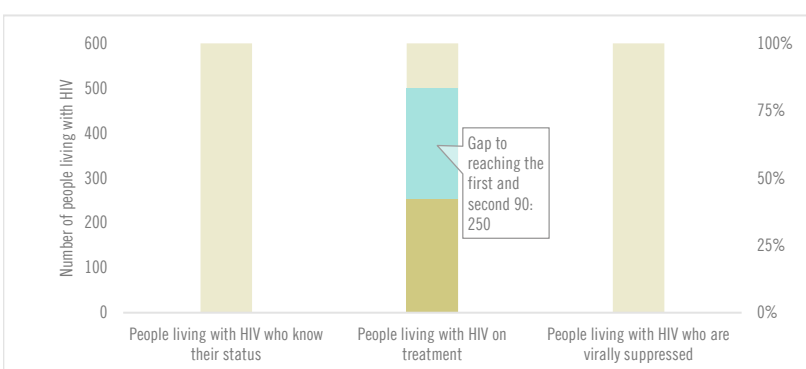


* The incidence:mortality ratio is not published if the country has not achieved antiretroviral therapy coverage of 81% or higher (the testing and treatment target for 2020).

KEY POPULATIONS

	Sex workers	Men who have sex with men	People who inject drugs	Transgender people	Prisoners
Estimated size of population
HIV prevalence	0%
HIV testing and status awareness
Antiretroviral therapy coverage
Condom use
Coverage of HIV prevention programmes
Avoidance of health care because of stigma and discrimination
Expenditures in US\$

HIV TESTING AND TREATMENT CASCADE



	...% [...-...%]	41% [17-79%] 254	...% [...-...%]
All ages
Children (0-14)
Women (15+)	...	32% [14-61%] 59	...
Men (15+)	...	45% [19-85%] 184	...

ELIMINATION OF MOTHER-TO-CHILD TRANSMISSION

	2010	2019
Percentage of pregnant women living with HIV accessing antiretroviral medicines	...% [...-...%]	...% [...-...%]
Final vertical transmission rate including during breastfeeding	...% [...-...%]	...% [...-...%]
Early infant diagnosis	...% [...-...%]	...% [...-...%]

HIV COMORBIDITIES

Estimated number of incident tuberculosis cases among people living with HIV (2018)	3 [2-5]
People living with HIV who started TB preventive therapy (2018)	...
Cervical cancer screening of women living with HIV	...
People coinfectd with HIV and hepatitis C virus starting hepatitis C treatment	...

HIV PREVENTION

Adults aged 15+ years with unsuppressed viral load	...
Knowledge of HIV prevention among young people aged 15-24 years	...
— Women	...
— Men	...
Condom use at last sex with a non-marital, non-cohabiting partner among people aged 15-49 years	...
— Women	...
— Men	...
Women aged 15-49 years who have their demand for family planning satisfied by modern methods	...
Men aged 15-49 years who are circumcised	Not applicable
Voluntary medical male circumcisions performed according to national standards	Not applicable
People who received PrEP at least once during the reporting period	...
Harm reduction	...
— Use of sterile injecting equipment at last injection	...
— Needles and syringes distributed per person who injects	...
— Coverage of opioid substitution therapy	...
— Naloxone available (2019)	...
— Safe injection rooms available (2019)	...

TUNISIA

COUNTRY DATA

EPIDEMIC ESTIMATES

	2010	2015	2019
New HIV infections			
New HIV infections (all ages)	<500 [<500–760]	600 [<500–940]	620 [<500–1100]
New HIV infections (0–14)	<100 [<100– <100]	<100 [<100– <100]	<100 [<100– <100]
New HIV infections (women, 15+)	<100 [<100– <200]	<200 [<100– <500]	<200 [<100– <500]
New HIV infections (men, 15+)	<500 [<500–620]	<500 [<500–720]	<500 [<500–720]
HIV incidence per 1000 population	0.05 [0.03–0.07]	0.05 [0.03–0.08]	0.05 [0.03–0.09]
AIDS-related deaths			
AIDS-related deaths (all ages)	<100 [<100– <200]	<200 [<200– <500]	<500 [<200– <500]
AIDS-related deaths (0–14)	<100 [<100– <100]	<100 [<100– <100]	<100 [<100– <100]
AIDS-related deaths (women, 15+)	<100 [<100– <100]	<100 [<100– <100]	<100 [<100– <100]
AIDS-related deaths (men, 15+)	<100 [<100– <200]	<200 [<100– <500]	<500 [<200– <500]
People living with HIV			
People living with HIV (all ages)	3000 [1900–4500]	5000 [3600–7000]	6500 [4400–9200]
People living with HIV (0–14)	<100 [<100– <100]	<100 [<100– <100]	<100 [<100– <200]
People living with HIV (women, 15+)	580 [<500–880]	1100 [760–1500]	1600 [1100–2400]
People living with HIV (men, 15+)	2400 [1500–3500]	3900 [2800–5500]	4700 [3200–6800]
HIV prevalence (15–49)	<0.1 [<0.1– <0.1]	<0.1 [<0.1– <0.1]	<0.1 [<0.1–0.1]

LAWS AND POLICIES

Laws criminalizing the transmission of, non-disclosure of or exposure to HIV transmission	No
Criminalization of sex work among consenting adults	Any criminalization or punitive regulation of sex work
Criminalization of same-sex sexual acts	Yes, imprisonment (up to 14 years)
Drug use or possession for personal use is an offence	Possession of drugs for personal use or drug use and/or consumption are specified as criminal offences
Criminalization of transgender people	Criminalized
Laws or policies restricting the entry, stay and residence of people living with HIV	Prohibit short- and/or long-stay and require HIV testing or disclosure for some permits
Parental consent for adolescents to access HIV testing	Yes, for adolescents younger than 18 years
Spousal consent for married women to access sexual and reproductive health services	No
Mandatory HIV testing for marriage, work or residence permits or for certain groups	No

STIGMA AND DISCRIMINATION

Percentage of women aged 15–49 years who report discriminatory attitudes towards people living with HIV **2018**
65.3

Percentage of people living with HIV denied health services because of their HIV status in the last 12 months

Percentage of people living with HIV who reported a health-care professional told others about their HIV status without their consent

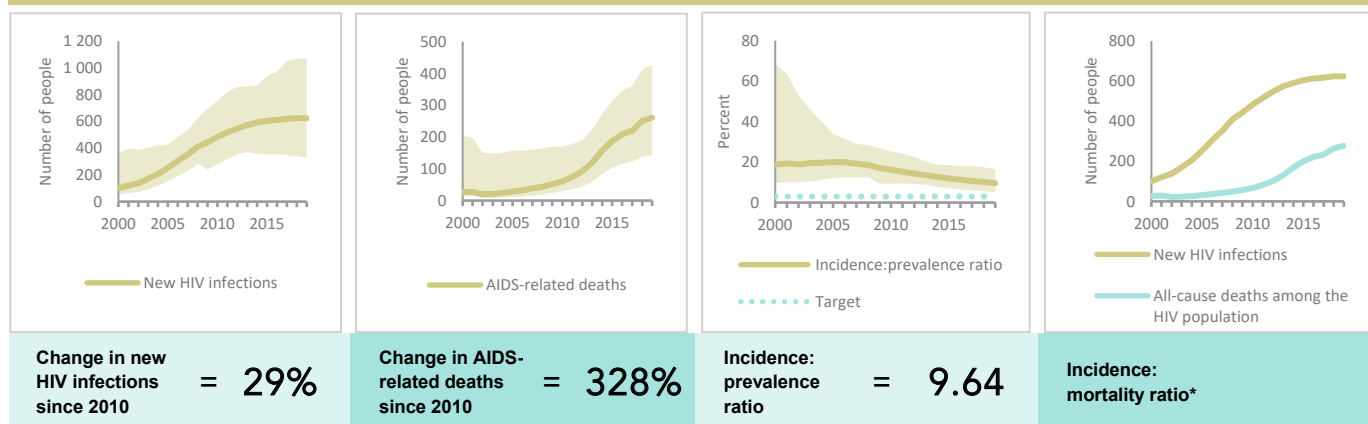
VIOLENCE

Proportion of ever-married or partnered women aged 15–49 years who experienced physical or sexual violence from a male intimate partner in the past 12 months

EXPENDITURES

	Financing sources					Total
	Domestic private	Domestic public	International: PEPFAR	International: Global Fund	International: all others	
Last available report: 2011	...	US\$ 117 400	...	US\$ 2 615 149	US\$ 10 000	US\$ 2 742 549

EPIDEMIC TRANSITION METRICS

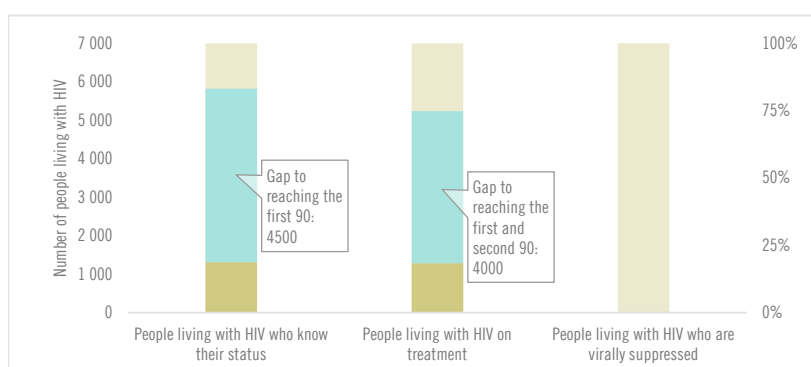


* The incidence:mortality ratio is not published if the country has not achieved antiretroviral therapy coverage of 81% or higher (the testing and treatment target for 2020).

KEY POPULATIONS

	Sex workers	Men who have sex with men	People who inject drugs	Transgender people	Prisoners
Estimated size of population	22 000
HIV prevalence	1.2%	...	6.0%
HIV testing and status awareness	7.7%	...	28.6%
Antiretroviral therapy coverage
Condom use	58.3%	34.8%	46.7%	56.7%	...
Coverage of HIV prevention programmes	7.9%
Avoidance of health care because of stigma and discrimination
Expenditures in US\$

HIV TESTING AND TREATMENT CASCADE



	2010	2019
All ages	20% [14–29%] 1 287	20% [14–28%] 1 287
Children (0–14)	...% [...–...%]	52% [36–74%] 42
Women (15+)	32% [21–45%]	31% [21–44%] 513
Men (15+)	16% [11–23%]	15% [11–22%] 732

ELIMINATION OF MOTHER-TO-CHILD TRANSMISSION

	2010	2019
Percentage of pregnant women living with HIV accessing antiretroviral medicines	32% [19–48%]	32% [22–45%]
Final vertical transmission rate including during breastfeeding	36% [30–41%]	34% [28–40%]
Early infant diagnosis	...% [...–...%]	28.3% [19.8–41.5%]

HIV COMORBIDITIES

Estimated number of incident tuberculosis cases among people living with HIV (2018)	38 [23–57]
People living with HIV who started TB preventive therapy (2018)	85.5%
Cervical cancer screening of women living with HIV	...
People coinfectd with HIV and hepatitis C virus starting hepatitis C treatment (2018)	100%

HIV PREVENTION

Adults aged 15+ years with unsuppressed viral load	...
Knowledge of HIV prevention among young people aged 15–24 years (2012)	...
— Women	19.7%
— Men	...

Condom use at last sex with a non-marital, non-cohabiting partner among people aged 15–49 years	...
— Women	...
— Men	...

Women aged 15–49 years who have their demand for family planning satisfied by modern methods	...
--	-----

Men aged 15–49 years who are circumcised	Not applicable
--	----------------

Voluntary medical male circumcisions performed according to national standards	Not applicable
--	----------------

People who received PrEP at least once during the reporting period	...
--	-----

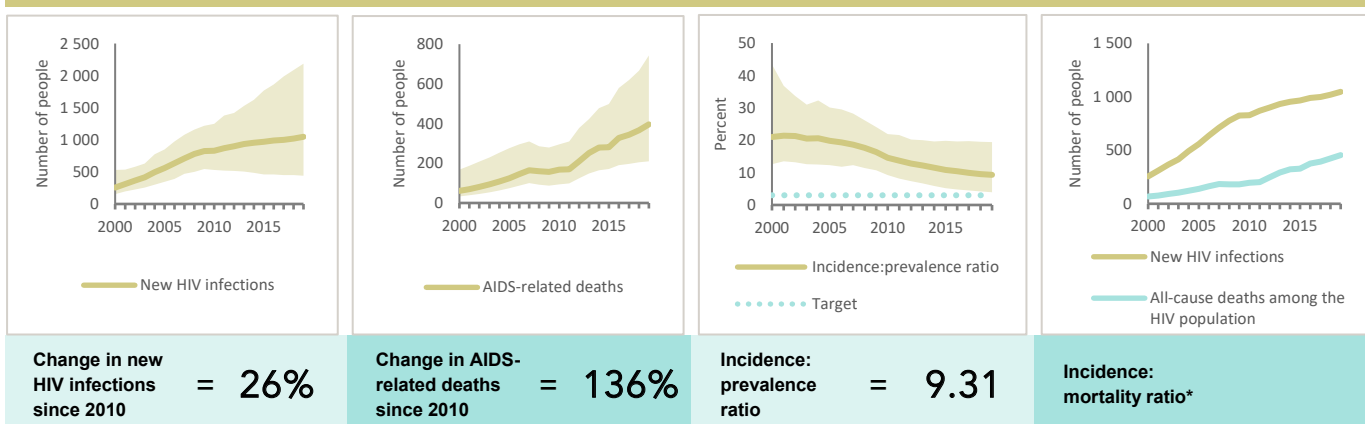
Harm reduction	
— Use of sterile injecting equipment at last injection (2017)	90.9%
— Needles and syringes distributed per person who injects (2019)	49
— Coverage of opioid substitution therapy	...
— Naloxone available (2019)	No
— Safe injection rooms available (2019)	No

YEMEN

EPIDEMIC ESTIMATES

	2010	2015	2019
New HIV infections			
New HIV infections (all ages)	830 [530–1200]	970 [<500–1800]	1000 [<500–2200]
New HIV infections (0–14)	<100 [<100– <100]	<100 [<100– <100]	<100 [<100– <100]
New HIV infections (women, 15+)	<200 [<100– <500]	<200 [<100– <500]	<200 [<100– <500]
New HIV infections (men, 15+)	640 [<500–970]	760 [<500–1400]	820 [<500–1700]
HIV incidence per 1000 population	0.04 [0.02–0.05]	0.04 [0.02–0.07]	0.04 [0.02–0.08]
AIDS-related deaths			
AIDS-related deaths (all ages)	<200 [<100– <500]	<500 [<200– <500]	<500 [<500–740]
AIDS-related deaths (0–14)	<100 [<100– <100]	<100 [<100– <100]	<100 [<100– <100]
AIDS-related deaths (women, 15+)	<100 [<100– <100]	<100 [<100– <100]	<100 [<100– <100]
AIDS-related deaths (men, 15+)	<200 [<100– <200]	<500 [<200– <500]	<500 [<200–600]
People living with HIV			
People living with HIV (all ages)	5700 [4000–8200]	8900 [6200–13 000]	11 000 [6700–18 000]
People living with HIV (0–14)	<500 [<200– <500]	<500 [<500– <500]	<500 [<500– <500]
People living with HIV (women, 15+)	1400 [970–1900]	1900 [1400–2700]	2400 [1500–3800]
People living with HIV (men, 15+)	4100 [2900–5900]	6700 [4600–10 000]	8500 [4900–14 000]
HIV prevalence (15–49)	<0.1 [<0.1– <0.1]	<0.1 [<0.1– <0.1]	<0.1 [<0.1–0.1]

EPIDEMIC TRANSITION METRICS



* The incidence:mortality ratio is not published if the country has not achieved antiretroviral therapy coverage of 81% or higher (the testing and treatment target for 2020).

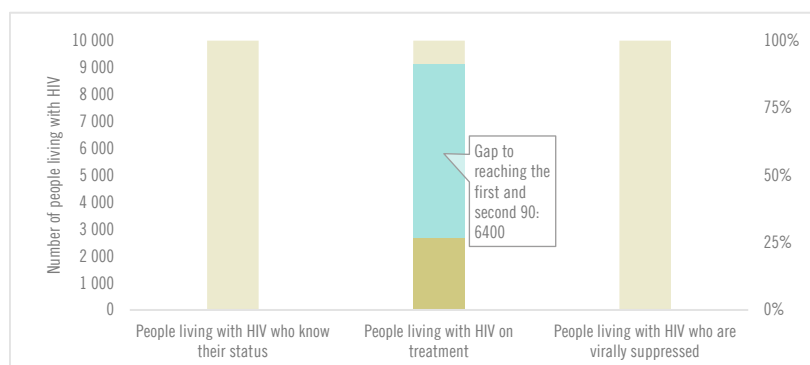
EXPENDITURES

	Financing sources					Total
	Domestic private	Domestic public	International: PEPFAR	International: Global Fund	International: all others	
Last available report: 2011	...	US\$ 467 395	...	US\$ 351 385	US\$ 333 504	US\$ 1 613 920

Note: Global AIDS Monitoring report was not available at the time of publication.

COUNTRY DATA

HIV TESTING AND TREATMENT CASCADE



All ages	...% [...-...%]	24% [14–39%] 2 669	...% [...-...%]
Children (0–14)	...% [...-...%]	43% [31–63%] 140	...% [...-...%]
Women (15+)	...% [...-...%]	39% [25–62%] 943	...% [...-...%]
Men (15+)	...% [...-...%]	19% [11–31%] 1 586	...% [...-...%]

ELIMINATION OF MOTHER-TO-CHILD TRANSMISSION

	2010	2019
Percentage of pregnant women living with HIV accessing antiretroviral medicines	28% [19–40%]	40% [25–66%]
Final vertical transmission rate including during breastfeeding	34% [30–38%]	30% [23–35%]
Early infant diagnosis	7.4% [5.1–10.6%]	...% [...-...%]

EASTERN EUROPE AND CENTRAL ASIA

DATA POINTS

94% OF PREGNANT WOMEN

LIVING WITH HIV IN THE
REGION ARE ACCESSING
ANTIRETROVIRAL THERAPY

SINCE 2010, NEW HIV INFECTIONS
IN THE REGION HAVE

INCREASED 72%,
AND AIDS-RELATED DEATHS
HAVE INCREASED 24%

48% OF INFECTIONS

IN THE REGION ARE AMONG
PEOPLE WHO INJECT DRUGS

AMONG WOMEN WHO HAVE NEWLY
ACQUIRED HIV, NEARLY

**TWO THIRDS INJECT
DRUGS OR SELL SEX**

Eastern Europe and central Asia is one of only three regions where the HIV epidemic is growing. In 2019, the incidence:prevalence ratio of 10.1 was higher than in any other region. There is an urgent need to scale up HIV prevention services, especially in the Russian Federation, and there is a large gap between HIV testing and treatment initiation. Just 63% [52–71%] of people living with HIV who know their HIV status in the region are on treatment, leaving only 41% [34–46%] of all people living with HIV in the region virally suppressed.

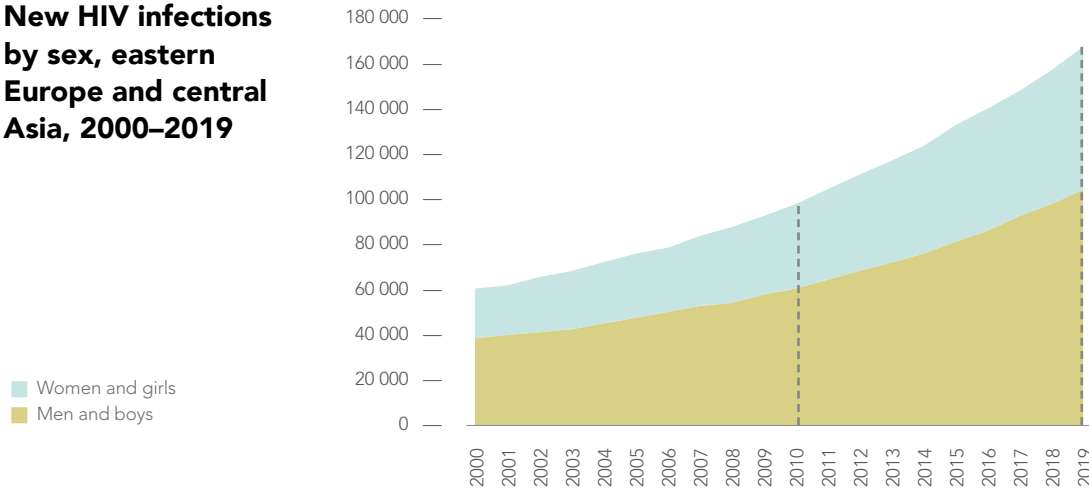
Key populations and their sexual partners are disproportionately impacted, accounting for 99% of new HIV infections in 2019. High levels of stigma and discrimination faced by lesbian, gay, bisexual, transgender and intersex (LGBTI) people and people living with HIV impede the provision of effective combination HIV prevention services. High levels of physical, sexual and emotional violence towards women and girls are also significant barriers to HIV services.

Major efforts are needed to reverse current trends, including increased provision of community-led HIV services—such as HIV self-testing, harm reduction and pre-exposure prophylaxis (PrEP)—that are focused on the most affected groups. Community-based organizations require increased capacity-building support and adequate funding to play their critical role. Improved domestic funding of the national HIV response is also required to minimize dependence on international donors, particularly for key populations programming.



State of the epidemic

New HIV infections by sex, eastern Europe and central Asia, 2000–2019



Percent change 2010–2019

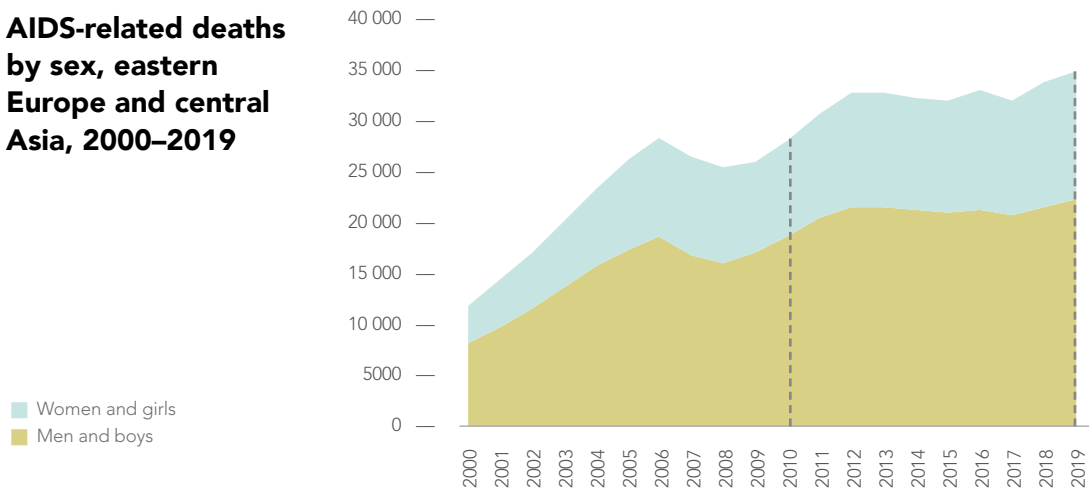
Total population **+72%**

Women and girls **+71%**

Men and boys **+72%**

Source: UNAIDS epidemiological estimates, 2020 (see <https://aidsinfo.unaids.org/>).

AIDS-related deaths by sex, eastern Europe and central Asia, 2000–2019



Percent change 2010–2019

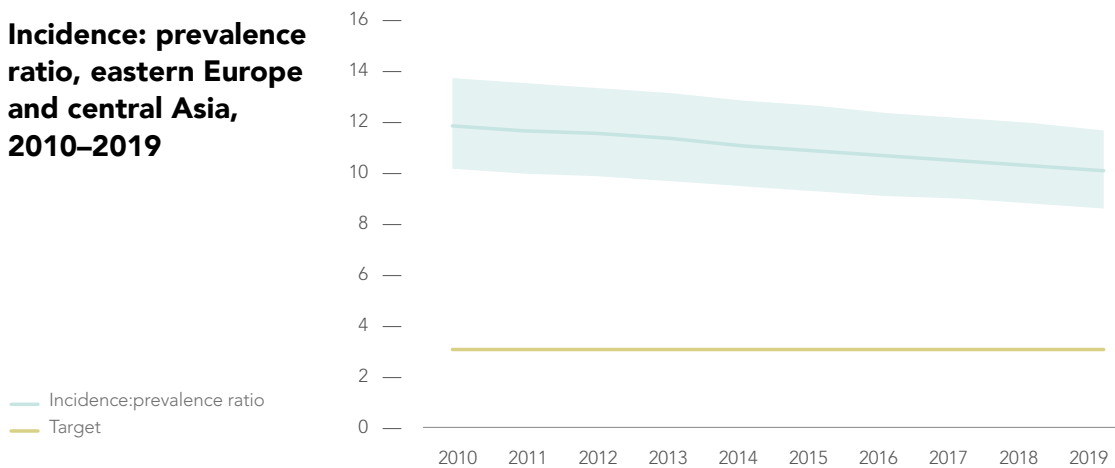
Total population **+24%**

Women and girls **+34%**

Men and boys **+20%**

Source: UNAIDS epidemiological estimates, 2020 (see <https://aidsinfo.unaids.org/>).

Incidence: prevalence ratio, eastern Europe and central Asia, 2010–2019

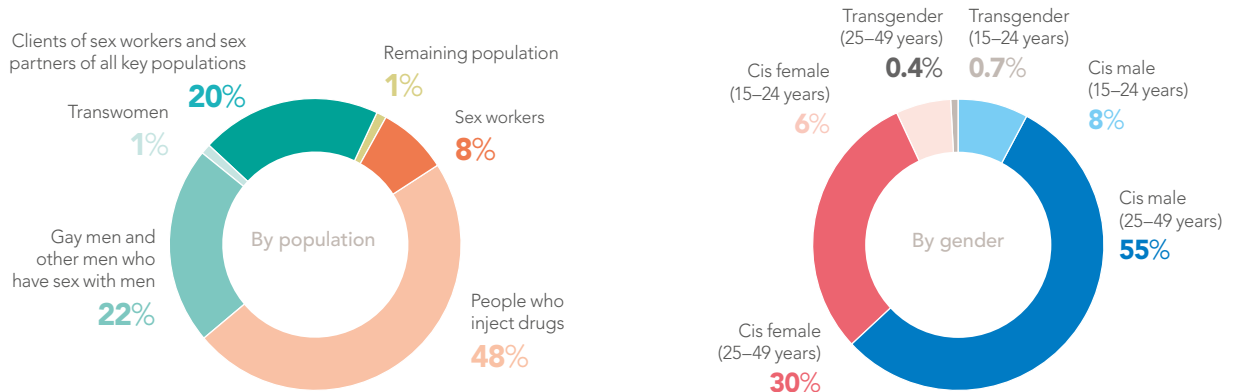


Incidence:prevalence ratio

10.1
[8.6–11.7]

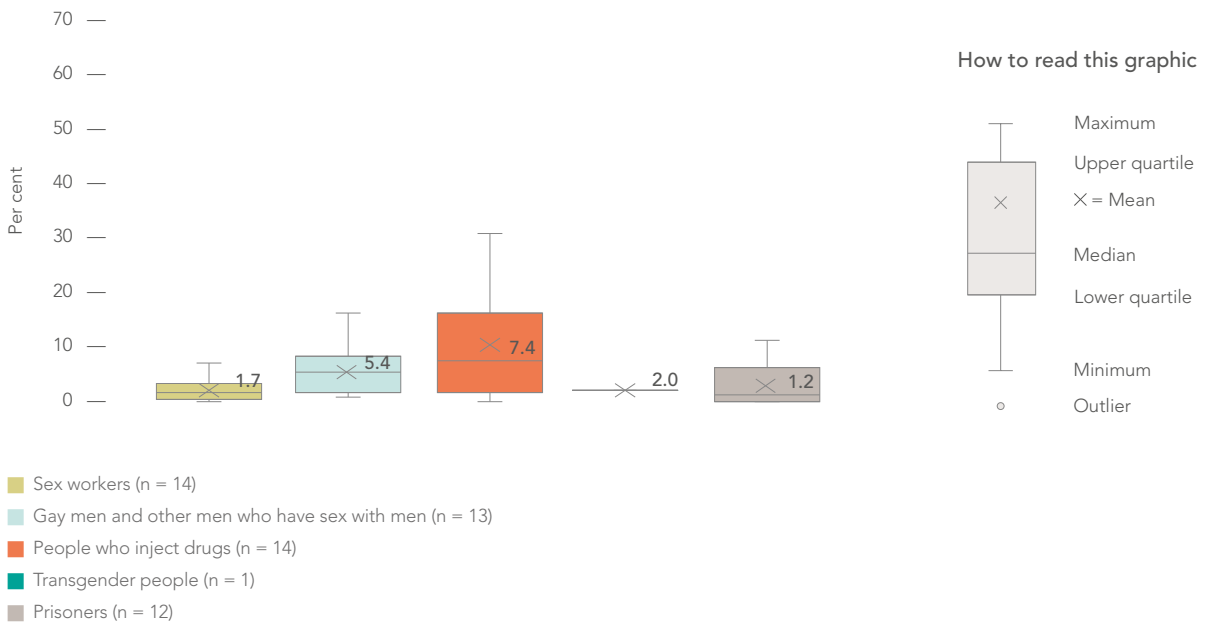
Source: UNAIDS epidemiological estimates, 2020 (see <https://aidsinfo.unaids.org/>).

Distribution of new HIV infections by population (aged 15–49 years), eastern Europe and central Asia, 2019



Source: UNAIDS special analysis, 2020 (see methods annex).

HIV prevalence among key populations, eastern Europe and central Asia, 2015–2019



Source: UNAIDS Global AIDS Monitoring, 2020 (see <https://aidsinfo.unaids.org/>).
 Note: (n=number of countries reporting)

Estimated size of key populations, eastern Europe and central Asia, 2018–2019

	National adult population (15+), 2018	National adult population (15+), 2019	Sex workers	Sex workers as percentage of adult population (15+)	Gay men and other men who have sex with men	Gay men and other men who have sex with men as percentage of adult population (15+)	People who inject drugs	People who inject drugs as percentage of adult population (15+)	Transgender people	Transgender people as percentage of adult population (15+)	Prisoners	Prisoners as percentage of adult population (15+)
Albania	2 460 000	2 470 000									2800	0.11%
Armenia	2 350 000	2 340 000	4600	0.20%	16 000	0.69%	9000	0.38%				
Azerbaijan	7 740 000	7 760 000	32 000	0.41%	24 000	0.31%	60 000	0.78%				
Belarus	9 440 000	9 540 000										
Georgia	3 200 000	3 200 000			19 000	0.58%					10 000	0.31%
Kazakhstan	13 300 000	13 300 000	21 000	0.16%								
North Macedonia	5 700 000	5 800 000					6800	0.39%			2300	0.13%
Tajikistan	1 750 000	1 760 000	18 000	0.30%								
Ukraine	37 900 000	37 700 000	87 000	0.23%	180 000	0.47%	350 000	0.92%			53 000	0.14%

- National population size estimate
- Local population size estimate
- Insufficient data
- No data

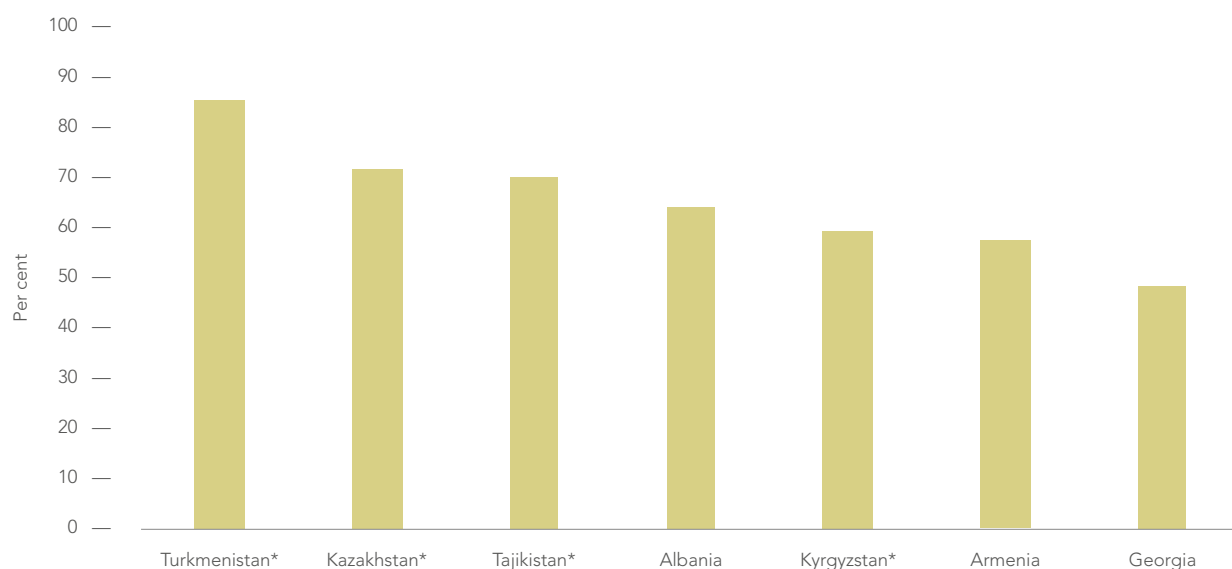
Sources: UNAIDS Global AIDS Monitoring, 2020 (see <https://aidsinfo.unaids.org/>); Spectrum Demproj module, 2020.
 Note: Estimates shown are government-provided estimates reported in 2018–2019. Additional and alternative estimates may be available from different sources, including the Key Populations Atlas (<https://kpatlas.unaids.org/>), academic publications or institutional documents.



Credit: UNAIDS

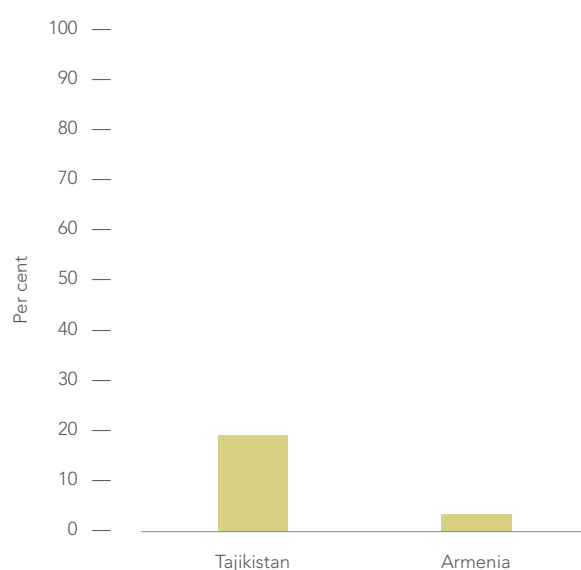
Stigma and discrimination and violence

Percentage of people aged 15 to 49 years who would not purchase vegetables from a shopkeeper living with HIV, countries with available data, eastern Europe and central Asia, 2015–2018



*Data are for women only.
Source: Population-based surveys, 2015–2018.

Ever-married or partnered women aged 15 to 49 years who experienced physical and/or sexual violence by an intimate partner in the past 12 months, countries with available data, eastern Europe and central Asia, 2015–2017



Source: Population-based surveys, 2015–2017.

Laws and policies

Laws and policies scorecard, eastern Europe and central Asia, 2019

	Criminalization of transgender people	Criminalization of sex work	Criminalization of same-sex sexual acts	Drug use or possession for personal use an offence	Parental consent for adolescents to access HIV testing	Spousal consent for married women to access sexual and reproductive health services
Albania	a	a	a	a	a	a
Armenia	a	a	a	a	a	a
Azerbaijan	a	b	a	i	p	a
Belarus	a	a	a	a	a	a
Bosnia and Herzegovina		c	h			
Georgia	a	a	a	a	a	a
Kazakhstan	a	d	a	j	a	a
Kyrgyzstan	a	a	a	a	a	a
Montenegro	a	a	a	a	a	a
North Macedonia		g	h			
Republic of Moldova	a	e	a	a	a	a
Russian Federation	a	f	h	k	a	a
Tajikistan	a	a	a	a	a	a
Turkmenistan			h			
Ukraine	a	a	a	a	a	a
Uzbekistan	a	a	h	o	q	a

■ Criminalized and/or prosecuted
■ Neither criminalized nor prosecuted
■ Data not available

■ Any criminalization or punitive regulation of sex work
■ Sex work is not subject to punitive regulations or is not criminalized
■ Issue is determined/differs at the subnational level
■ Data not available

■ Death penalty
■ Imprisonment or no penalty specified
■ Data not available

■ Compulsory detention for drug offences
■ Data not available

■ Yes, for adolescents younger than 18
■ Yes, for adolescents younger than 14 or 16
■ Yes, for adolescents younger than 12
■ No
■ Data not available

■ Yes
■ No
■ Data not available

Laws penalizing same-sex sexual acts have been decriminalized or never existed, or no specific legislation

Possession of drugs for personal use or drug use or consumption are specified as a criminal offence

Possession of drugs for personal use or drug use or consumption are not punished by laws or regulations

Possession of drugs for personal use or drug use or consumption is specified as a non-criminal offence

Laws criminalizing the transmission of, non-disclosure of or exposure to HIV	Laws or policies restricting the entry, stay and residence of people living with HIV (a, j)	Mandatory HIV testing for marriage, work or residence permits or for certain groups
a		a
a		a
a		a
a		a
a		a
a		a
a		a
		a
a		a
		a
a		a
		n
a		a
a		a

Sources:

- a. UNAIDS National Commitments and Policy Instrument, 2019 (see <http://lawsandpolicies.unaids.org/>).
- b. Azerbaijan. Code of the Azerbaijan Republic on Administrative Violations, 2000 (https://www.legislationline.org/download/id/3439/file/Azerbaijan_Code%20on%20Administrative%20offences_2000_eng.pdf).
- c. Bosnia and Herzegovina. The Criminal Code of Bosnia and Herzegovina (https://www.legislationline.org/download/id/8499/file/CC_BiH_am2018_eng.pdf).
- d. Kazakhstan. Criminal Code. Article 309.
- e. The Republic of Moldova. Criminal Code. Article 220.
- f. The Russian Federation. The Criminal Code of the Russian Federation. No. 63-Fz of 13 June 1996. Article 241 (<http://www.wipo.int/edocs/lexdocs/laws/en/ru/ru080en.pdf>).
- g. North Macedonia. Law on Misdemeanors against the Public Order. Article 19 (<https://www.refworld.org/pdfid/5aa126e07.pdf>).
- h. Mendos LR. State-sponsored homophobia 2019. 13th ed. Geneva: ILGA; 2019.
- i. UNAIDS National Commitments and Policy Instrument, 2017 (see <http://lawsandpolicies.unaids.org/>).
- j. Kazakhstan. Penal Code. Article 296 (https://www.unodc.org/res/cld/document/penal-code_html/New_penal_code.pdf).
- k. The Russian Federation. The Criminal Code of the Russian Federation. No. 63-Fz of 13 June 1996. Article 228, amended in 2012 (<http://www.wipo.int/edocs/lexdocs/laws/en/ru/ru080en.pdf>).
- l. Cameron S, Bernard EJ. Advancing HIV justice 3: growing the global movement against HIV criminalisation. Amsterdam: HIV Justice Network; May 2019.
- m. Still not welcome: HIV-related travel restrictions. Geneva: UNAIDS, UNDP; 2019 (https://www.unaids.org/sites/default/files/media_asset/hiv-related-travel-restrictions-explainer_en.pdf).
- n. Turkmenistan. Law of Turkmenistan on the Prevention of the Spread of Diseases Caused by the Human Immunodeficiency Virus (HIV), 2016. Article 13 (<http://www.parahat.info/law/2016-04-06-zakon-turkmenistana-oprotivodeystvii-rasprostraneniya-zabolevaniya-vyzyvaemogo-virusom-immunodeficitacheloveka-vich-infekciya>).
- o. Uzbekistan. Criminal Code of the Republic of Uzbekistan (https://www.ctbto.org/fileadmin/user_upload/pdf/Legal_documents/national_provisions/Uzbekistan_CriminalCode_220994.pdf).
- p. Azerbaijan Laws of the Republic of Azerbaijan dated October 17, 2014 No. 1070-IVQD, April 5, 2016 No. 197-VQD, May 4, 2018 No. 1131-VQD (<http://ecuo.org/mvdev/wp-content/uploads/sites/4/2016/09/AIDS-zakon.pdf>).
- q. Analytical review of the legislation of the Republic of Uzbekistan on human rights in the context of HIV / AIDS. - Tashkent. National Center of the Republic of Uzbekistan for human rights. 2019.40 p. (https://www.unodc.org/documents/centralasia/2019/_RU_12.02.pdf).

No, but prosecutions exist based on general criminal laws

Yes (Red)
No (Orange)
Data not available (Grey)

Require HIV testing or disclosure for some permits

Yes (Red)
No (Orange)
Data not available (Grey)

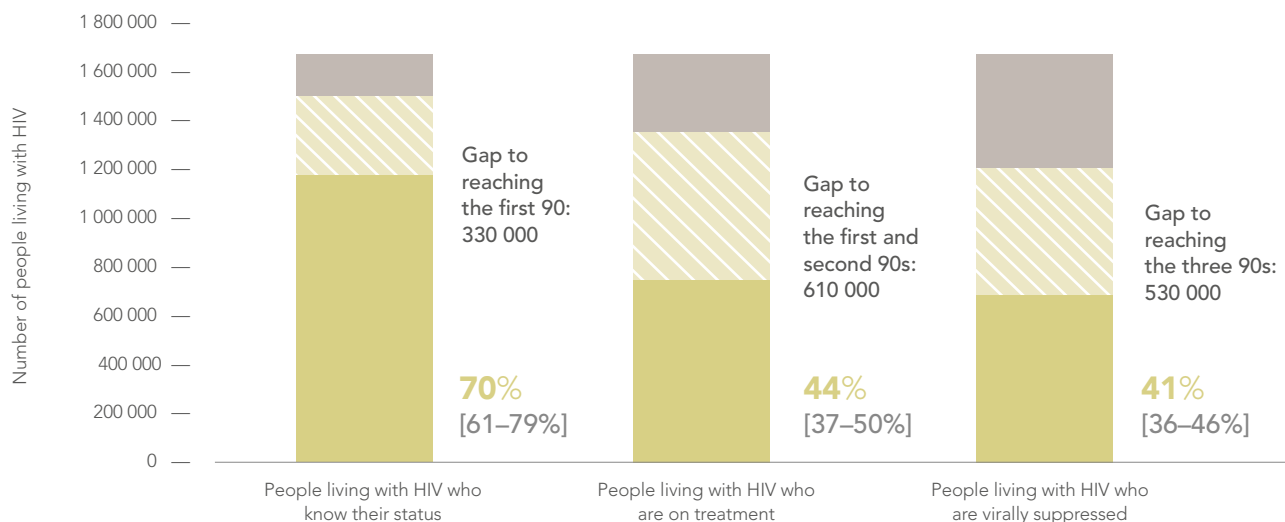
Deport, prohibit short- and/or long-stay and require HIV testing or disclosure for some permits

Yes (Red)
No (Orange)
Data not available (Grey)

Prohibit short- and/or long-stay and require HIV testing or disclosure for some permits

HIV testing and treatment

HIV testing and treatment cascade, eastern Europe and central Asia, 2019



Source: UNAIDS special analysis, 2020 (see methods annex).



90–90–90 country scorecard: eastern Europe and central Asia, 2019

	First 90: percentage of people living with HIV who know their status			Second 90: percentage of people who know their status who are on treatment			Third 90: percentage of people living with HIV on treatment who are virally suppressed			Viral load suppression: percentage of people living with HIV who are virally suppressed		
	All ages	Women (15 years and older)	Men (15 years and older)	All ages	Women (15 years and older)	Men (15 years and older)	All ages	Women (15 years and older)	Men (15 years and older)	All ages	Women (15 years and older)	Men (15 years and older)
Eastern Europe and central Asia	70	72	69	63	66	59	93	93	93	41	44	38
Albania	71	86	66	60	64	58	79	81	78	34	44	30
Armenia	75	75	75	83	85	80	88	93	86	55	59	52
Azerbaijan	70	60	74	75	83	71	81	90	76	42	45	40
Belarus							75	75	75	48	49	47
Bosnia and Herzegovina												
Georgia	64	60	66	87	91	86	91	91	91	51	49	52
Kazakhstan	77	93	68	68	73	64	80	80	80	42	55	35
Kyrgyzstan	62	73	54	64	70	56	82	86	79	33	44	24
Montenegro	66	64	67	74	75	74	94	100	93	46	48	46
North Macedonia							93	100	93			
Republic of Moldova	64	79	56	71	74	69	84	85	83	38	49	32
Russian Federation												
Tajikistan	63	97	48	82	89	73	73	76	70	37	65	25
Turkmenistan												
Ukraine	67	70	65	80	82	78	95	95	95	51	54	48
Uzbekistan*												

Legend for 90–90–90

95% and above
90–94%
85–89%
70–84%
50–69%
Less than 50%

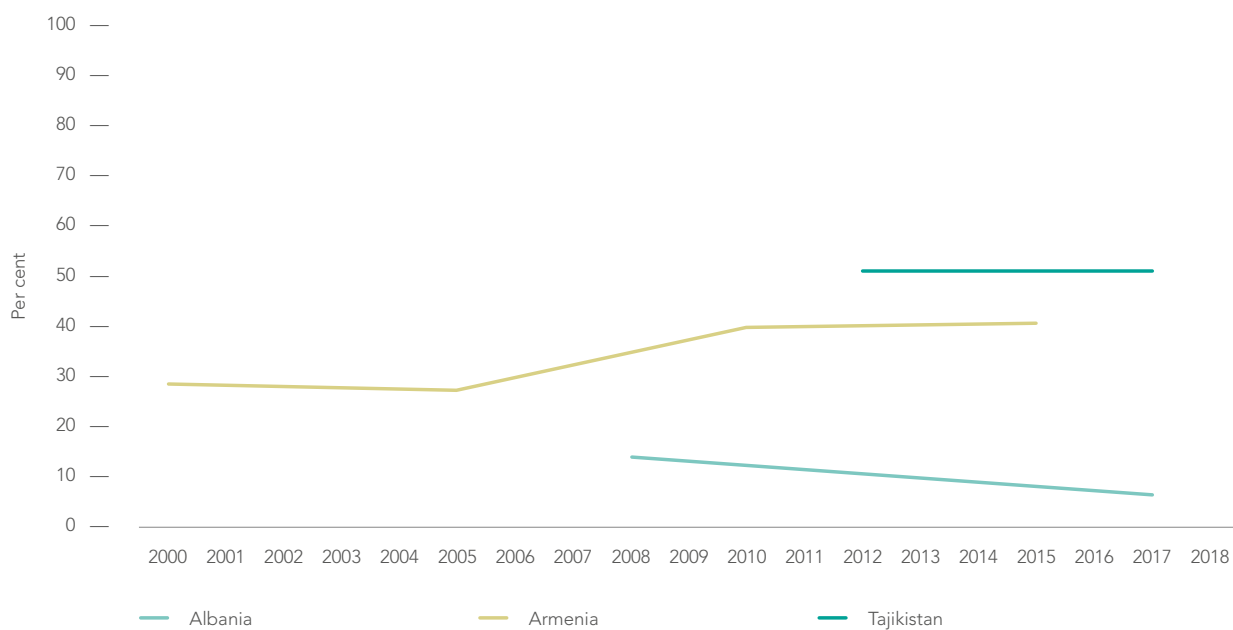
Legend for viral load suppression

86% and above
73–85%
65–72%
40–64%
25–39%
Less than 25%

* Unable to reconcile final estimates in time for the final report
Source: UNAIDS special analysis, 2020 (see methods annex).
Note: Estimates for 2019 except: North Macedonia (2017).

People-centred services

Women aged 15 to 49 years who have their demand for family planning satisfied by modern methods, countries with available data, eastern Europe and central Asia, 2000–2018



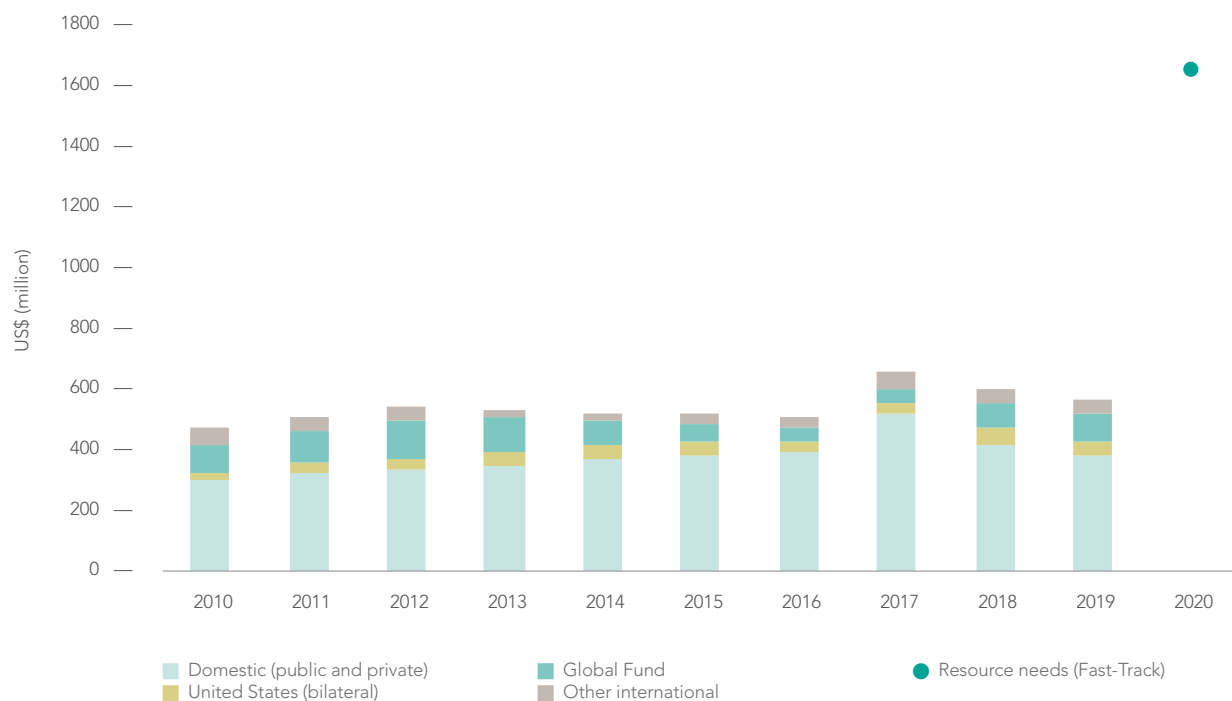
Source: Population-based surveys, 2000–2018.



Credit: UNAIDS

Investing to end AIDS

Resource availability for HIV by source, 2010–2019, and estimated Fast-Track resource needs in 2020, eastern Europe and central Asia



Source: UNAIDS financial estimates, 2020 (see <http://hivfinancial.unaids.org/hivfinancialdashboards.html>).

Funding for HIV responses in eastern Europe and central Asia (excluding the Russian Federation) peaked in 2017, before declining by 14% between 2017 and 2019, leaving the region at just 56% of its 2020 resource target.

The main funding source for the region's HIV response is domestic funding, accounting for 67% of the total in 2019. That same year, United States Government bilateral sources provided 10% of the total, the Global Fund to Fight AIDS, Tuberculosis and Malaria (the Global Fund) provided 15% and other international donors provided 9%.

HIV response funding from domestic sources increased by 24% from 2010 to 2019, while contributions from the Global Fund and all other

international sources decreased by 10% (all trends are measured in constant 2016 US dollars to control for inflation). Bilateral United States Government funding tripled during the nine-year period.

The longer term trends obscure a recent decline in resources for HIV responses. Between 2017 and 2019, increased contributions from United States Government bilateral and Global Fund sources of 2% and 6%, respectively, were outweighed by decreases in domestic resource availability and financing from other international sources of 9% and 10%, respectively. The Global Fund was the only source that increased its funding between 2018 and 2019.

Total HIV resource availability per person living with HIV, HIV incidence and AIDS-related mortality rates in low- and middle-income countries, eastern Europe and central Asia, 2010–2019 and 2020 target



Source UNAIDS financial estimates, 2020 (see <http://hivfinancial.unaids.org/hivfinancialdashboards.html>).
 Note: Resource availability per person living with HIV and resource needs are in constant 2016 US dollars.

ALBANIA

COUNTRY DATA

EPIDEMIC ESTIMATES

	2010	2015	2019
New HIV infections			
New HIV infections (all ages)	<200 [<100– <200]	<200 [<100– <500]	<100 [<100– <500]
New HIV infections (0–14)	... [...–...]	... [...–...]	... [...–...]
New HIV infections (women, 15+)	<100 [<100– <100]	<100 [<100– <100]	<100 [<100– <100]
New HIV infections (men, 15+)	<100 [<100– <200]	<100 [<100– <200]	<100 [<100– <500]
HIV incidence per 1000 population	0.04 [0.02–0.06]	0.04 [0.01–0.08]	0.03 [<0.01–0.1]
AIDS-related deaths			
AIDS-related deaths (all ages)	<100 [<100– <100]	<100 [<100– <100]	<100 [<100– <100]
AIDS-related deaths (0–14)	... [...–...]	... [...–...]	... [...–...]
AIDS-related deaths (women, 15+)	<100 [<100– <100]	<100 [<100– <100]	<100 [<100– <100]
AIDS-related deaths (men, 15+)	<100 [<100– <100]	<100 [<100– <100]	<100 [<100– <100]
People living with HIV			
People living with HIV (all ages)	770 [<500–1100]	1200 [730–1900]	1400 [730–2800]
People living with HIV (0–14)	... [...–...]	... [...–...]	... [...–...]
People living with HIV (women, 15+)	<200 [<200– <500]	<500 [<200– <500]	<500 [<200–590]
People living with HIV (men, 15+)	600 [<500–900]	900 [530–1500]	1100 [540–2200]
HIV prevalence (15–49)	<0.1 [<0.1– <0.1]	<0.1 [<0.1– <0.1]	<0.1 [<0.1–0.1]

LAWS AND POLICIES

Laws criminalizing the transmission of, non-disclosure of or exposure to HIV transmission	Yes
Criminalization of sex work among consenting adults	Any criminalization or punitive regulation of sex work
Criminalization of same-sex sexual acts	Laws penalizing same-sex sexual acts have been decriminalized or never existed
Drug use or possession for personal use is an offence	Possession of drugs for personal use or drug use or consumption are not punished by laws or regulations
Criminalization of transgender people	Neither criminalized nor prosecuted
Laws or policies restricting the entry, stay and residence of people living with HIV	No
Parental consent for adolescents to access HIV testing	Yes, for adolescents younger than 18 years
Spousal consent for married women to access sexual and reproductive health services	No
Mandatory HIV testing for marriage, work or residence permits or for certain groups	Yes

STIGMA AND DISCRIMINATION

Percentage of women aged 15–49 years who report discriminatory attitudes towards people living with HIV **2018**
68.5

Percentage of people living with HIV denied health services because of their HIV status in the last 12 months

Percentage of people living with HIV who reported a health-care professional told others about their HIV status without their consent

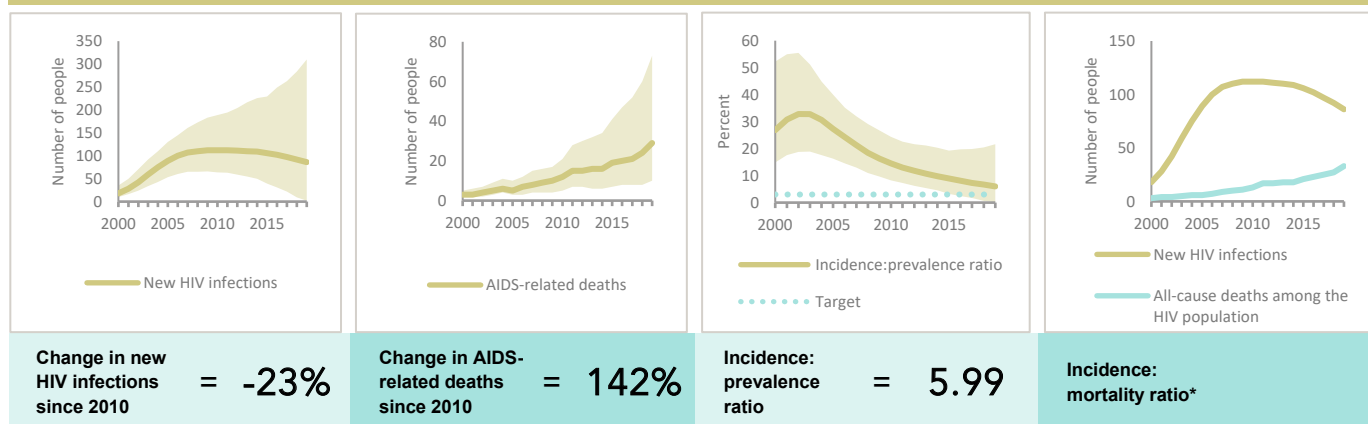
VIOLENCE

Proportion of ever-married or partnered women aged 15–49 years who experienced physical or sexual violence from a male intimate partner in the past 12 months

EXPENDITURES

	Financing sources					Total
	Domestic private	Domestic public	International: PEPFAR	International: Global Fund	International: all others	
Last available report: 2018	US\$ 146 666	US\$ 4 145 254	US\$ 0	US\$ 1 212 308	US\$ 0	US\$ 5 614 403

EPIDEMIC TRANSITION METRICS

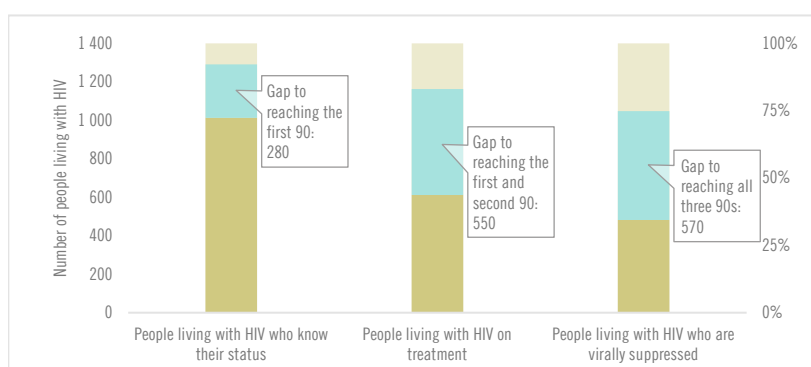


* The incidence:mortality ratio is not published if the country has not achieved antiretroviral therapy coverage of 81% or higher (the testing and treatment target for 2020).

KEY POPULATIONS

	Sex workers	Men who have sex with men	People who inject drugs	Transgender people	Prisoners
Estimated size of population	2800
HIV prevalence	0.7%	2.0%	1.4%	...	0.5%
HIV testing and status awareness	30.6%	39.3%	50.8%
Antiretroviral therapy coverage	8.0%
Condom use	86.7%	74.0%	54.5%
Coverage of HIV prevention programmes	...	28.9%	77.9%
Avoidance of health care because of stigma and discrimination	6.0%	9.4%	11.6%
Expenditures in US\$ (2018)	34 470	51 159	339 788	...	37 357

HIV TESTING AND TREATMENT CASCADE



	71% [36–100%]	43% [22–82%] 611	34% [17–65%]
All ages			
Children (0–14)	...% [...–...%]	...% [...–...%]% [...–...%]
Women (15+)	86% [47–100%]	55% [30–99%] 181	44% [24–80%]
Men (15+)	66% [32–100%]	38% [19–76%] 415	30% [15–59%]

ELIMINATION OF MOTHER-TO-CHILD TRANSMISSION

	2010	2019
Percentage of pregnant women living with HIV accessing antiretroviral medicines	...% [...–...%]	...% [...–...%]
Final vertical transmission rate including during breastfeeding	...% [...–...%]	...% [...–...%]
Early infant diagnosis	...% [...–...%]	...% [...–...%]

HIV COMORBIDITIES

Estimated number of incident tuberculosis cases among people living with HIV (2018)	8 [5–13]
People living with HIV who started TB preventive therapy (2018)	...
Cervical cancer screening of women living with HIV	...
People coinfecting with HIV and hepatitis C virus starting hepatitis C treatment	...

HIV PREVENTION

Adults aged 15+ years with unsuppressed viral load	<0.1%
Knowledge of HIV prevention among young people aged 15–24 years (2017)	
— Women	35.1%
— Men	20.1%

Condom use at last sex with a non-marital, non-cohabiting partner among people aged 15–49 years (2017)	
— Women	18.1%
— Men	58%

Women aged 15–49 years who have their demand for family planning satisfied by modern methods (2018)	6.3%
---	------

Men aged 15–49 years who are circumcised	Not applicable
--	----------------

Voluntary medical male circumcisions performed according to national standards	Not applicable
--	----------------

People who received PrEP at least once during the reporting period	...
--	-----

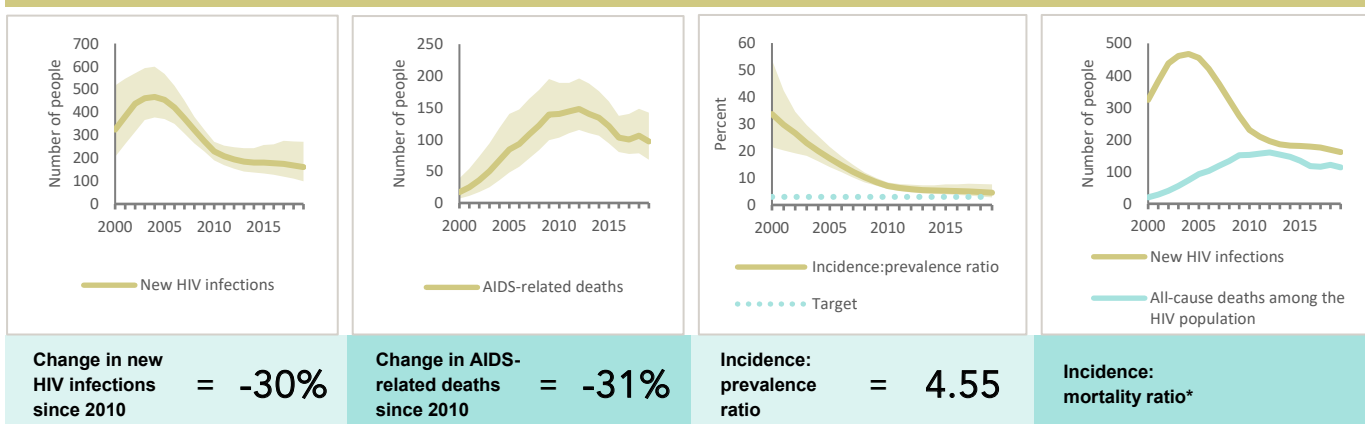
Harm reduction	
— Use of sterile injecting equipment at last injection (2019)	75.4%
— Needles and syringes distributed per person who injects (2019)	42
— Coverage of opioid substitution therapy (2019)	11.2%
— Naloxone available (2019)	Yes
— Safe injection rooms available (2019)	No

ARMENIA

EPIDEMIC ESTIMATES

	2010	2015	2019
New HIV infections			
New HIV infections (all ages)	<500 [<200– <500]	<200 [<200– <500]	<200 [<100– <500]
New HIV infections (0–14)	... [...–...]	... [...–...]	... [...–...]
New HIV infections (women, 15+)	<100 [<100– <100]	<100 [<100– <100]	<100 [<100– <100]
New HIV infections (men, 15+)	<200 [<200– <200]	<200 [<100– <200]	<200 [<100– <200]
HIV incidence per 1000 population	0.08 [0.07–0.09]	0.06 [0.05–0.09]	0.05 [0.03–0.09]
AIDS-related deaths			
AIDS-related deaths (all ages)	<200 [<200– <200]	<200 [<100– <200]	<100 [<100– <200]
AIDS-related deaths (0–14)	... [...–...]	... [...–...]	... [...–...]
AIDS-related deaths (women, 15+)	<100 [<100– <100]	<100 [<100– <100]	<100 [<100– <100]
AIDS-related deaths (men, 15+)	<100 [<100– <200]	<100 [<100– <200]	<100 [<100– <100]
People living with HIV			
People living with HIV (all ages)	3300 [2800–3900]	3400 [2900–4100]	3500 [2900–4500]
People living with HIV (0–14)	... [...–...]	... [...–...]	... [...–...]
People living with HIV (women, 15+)	1100 [940–1300]	1200 [990–1400]	1200 [1000–1600]
People living with HIV (men, 15+)	2100 [1800–2600]	2200 [1900–2600]	2300 [1900–3000]
HIV prevalence (15–49)	0.2 [0.1–0.2]	0.2 [0.1–0.2]	0.2 [0.1–0.2]

EPIDEMIC TRANSITION METRICS



* The incidence:mortality ratio is not published if the country has not achieved antiretroviral therapy coverage of 81% or higher (the testing and treatment target for 2020).

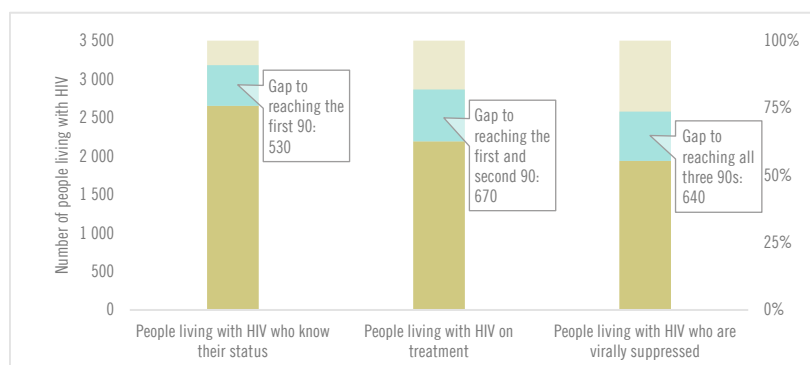
EXPENDITURES

	Financing sources					Total
	Domestic private	Domestic public	International: PEPFAR	International: Global Fund	International: all others	
Last available report: 2019	US\$ 0	US\$ 2 866 367	US\$ 0	US\$ 795 700	US\$ 234 335	US\$ 4 298 339

Note: Global AIDS Monitoring report was not available at the time of publication.

COUNTRY DATA

HIV TESTING AND TREATMENT CASCADE



All ages	75% [62–96%]	62% [51–80%] 2 190	55% [45–70%]
Children (0–14)	...% [...–...%]	...% [...–...%]% [...–...%]
Women (15+)	75% [62–94%]	63% [53–80%] 777	59% [49–74%]
Men (15+)	75% [62–97%]	60% [50–78%] 1 380	52% [43–67%]

ELIMINATION OF MOTHER-TO-CHILD TRANSMISSION

	2010	2019
Percentage of pregnant women living with HIV accessing antiretroviral medicines	...% [...–...%]	...% [...–...%]
Final vertical transmission rate including during breastfeeding	...% [...–...%]	...% [...–...%]
Early infant diagnosis	...% [...–...%]	...% [...–...%]

AZERBAIJAN

COUNTRY DATA

EPIDEMIC ESTIMATES

	2010	2015	2019
New HIV infections			
New HIV infections (all ages)	770 [540–1100]	690 [<500–990]	580 [<500–920]
New HIV infections (0–14)	<100 [<100– <100]	<100 [<100– <100]	<100 [<100– <100]
New HIV infections (women, 15+)	<500 [<200– <500]	<500 [<200– <500]	<200 [<200– <500]
New HIV infections (men, 15+)	510 [<500–720]	<500 [<500–660]	<500 [<500–630]
HIV incidence per 1000 population	0.08 [0.06–0.12]	0.07 [0.04–0.1]	0.06 [0.03–0.09]
AIDS-related deaths			
AIDS-related deaths (all ages)	560 [<500–840]	<500 [<500–730]	<500 [<200–660]
AIDS-related deaths (0–14)	<100 [<100– <100]	<100 [<100– <100]	<100 [<100– <100]
AIDS-related deaths (women, 15+)	<500 [<200– <500]	<200 [<200– <500]	<200 [<100– <500]
AIDS-related deaths (men, 15+)	<500 [<500– <500]	<500 [<200– <500]	<500 [<200– <500]
People living with HIV			
People living with HIV (all ages)	9500 [7200–12 000]	9500 [7200–13 000]	9700 [7300–13 000]
People living with HIV (0–14)	<200 [<100– <500]	<200 [<200– <500]	<200 [<200– <500]
People living with HIV (women, 15+)	3200 [2400–4300]	3200 [2400–4200]	3300 [2500–4300]
People living with HIV (men, 15+)	6100 [4600–8100]	6200 [4700–8100]	6300 [4800–8200]
HIV prevalence (15–49)	0.1 [0.1–0.2]	0.1 [0.1–0.2]	0.1 [0.1–0.2]

LAWS AND POLICIES

Laws criminalizing the transmission of, non-disclosure of or exposure to HIV transmission	Yes
Criminalization of sex work among consenting adults	Any criminalization or punitive regulation of sex work
Criminalization of same-sex sexual acts	Laws penalizing same-sex sexual acts have been decriminalized or never existed
Drug use or possession for personal use is an offence	Possession of drugs for personal use or drug use or consumption are not punished by laws or regulations
Criminalization of transgender people	Neither criminalized nor prosecuted
Laws or policies restricting the entry, stay and residence of people living with HIV	Require HIV testing or disclosure for some permits
Parental consent for adolescents to access HIV testing	Yes, for adolescents younger than 16 years
Spousal consent for married women to access sexual and reproductive health services	No
Mandatory HIV testing for marriage, work or residence permits or for certain groups	Yes

STIGMA AND DISCRIMINATION

Percentage of women and men aged 15–49 years who report discriminatory attitudes towards people living with HIV

Percentage of people living with HIV denied health services because of their HIV status in the last 12 months

Percentage of people living with HIV who reported a health-care professional told others about their HIV status without their consent

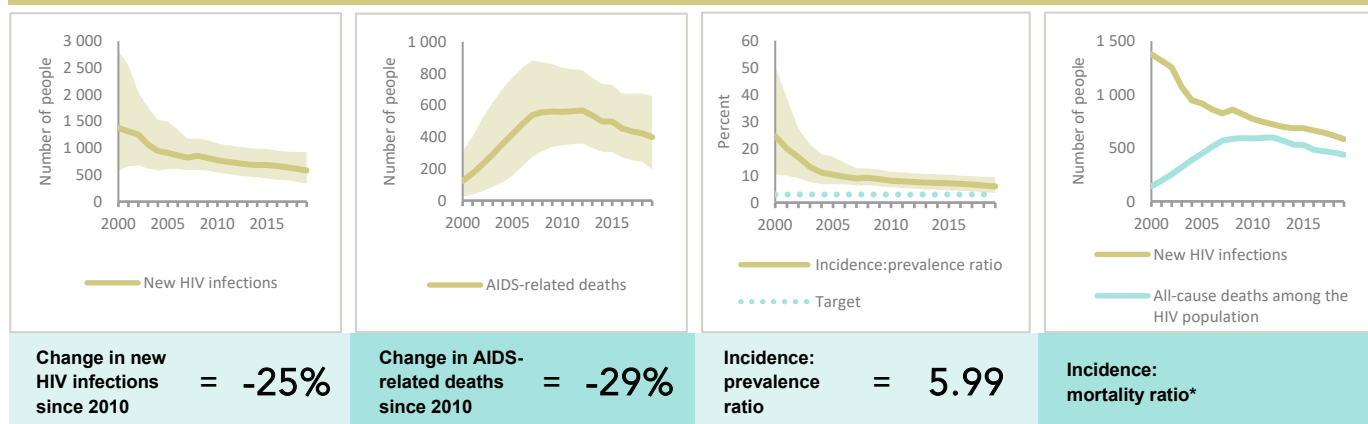
VIOLENCE

Proportion of ever-married or partnered women aged 15–49 years who experienced physical or sexual violence from a male intimate partner in the past 12 months

EXPENDITURES

	Financing sources					Total
	Domestic private	Domestic public	International: PEPFAR	International: Global Fund	International: all others	
Last available report: 2014	...	US\$ 14 215 892	...	US\$ 6 177 985	US\$ 233 483	US\$ 20 627 360

EPIDEMIC TRANSITION METRICS

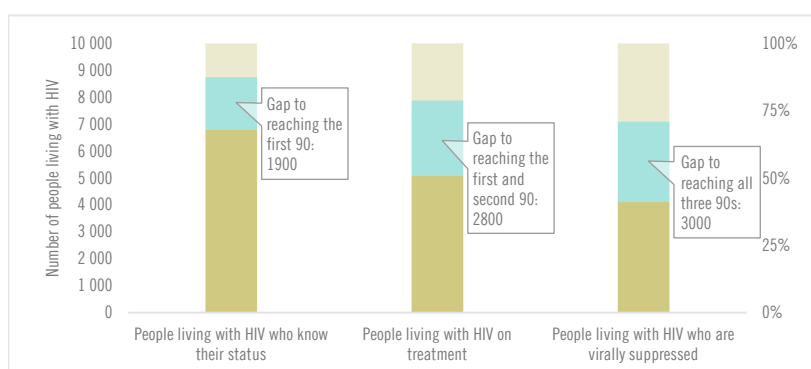


* The incidence:mortality ratio is not published if the country has not achieved antiretroviral therapy coverage of 81% or higher (the testing and treatment target for 2020).

KEY POPULATIONS

	Sex workers	Men who have sex with men	People who inject drugs	Transgender people	Prisoners
Estimated size of population	32 000	24 000	60 000
HIV prevalence	3.5%	1.1%	6.9%	...	1.9%
HIV testing and status awareness	16.0%	43.6%	18.6%
Antiretroviral therapy coverage	91.8%
Condom use	53.5%	68.8%	11.2%
Coverage of HIV prevention programmes
Avoidance of health care because of stigma and discrimination
Expenditures in US\$

HIV TESTING AND TREATMENT CASCADE



	70% [53–91%]	52% [40–68%] 5 086	42% [32–55%]
All ages			
Children (0–14)	89% [64–100%]	76% [54–100%] 113	72% [52–100%]
Women (15+)	60% [46–79%]	50% [38–66%] 1 637	45% [34–59%]
Men (15+)	74% [56–97%]	53% [40–69%] 3 336	40% [30–53%]

ELIMINATION OF MOTHER-TO-CHILD TRANSMISSION

	2010	2019
Percentage of pregnant women living with HIV accessing antiretroviral medicines	11% [8–15%]	75% [52–100%]
Final vertical transmission rate including during breastfeeding	29% [27–32%]	18% [13–22%]
Early infant diagnosis	15.5% [11.4–21.9%]	82.3% [59.6–>95%]

HIV COMORBIDITIES

Estimated number of incident tuberculosis cases among people living with HIV (2018)	85 [57–120]
People living with HIV who started TB preventive therapy (2018)	65.1%
Cervical cancer screening of women living with HIV	...
People coinfectd with HIV and hepatitis C virus starting hepatitis C treatment	...

HIV PREVENTION

Adults aged 15+ years with unsuppressed viral load	<0.1%
Knowledge of HIV prevention among young people aged 15–24 years (2011)	
— Women	14.9%
— Men	...
Condom use at last sex with a non-marital, non-cohabiting partner among people aged 15–49 years	
— Women	...
— Men	...
Women aged 15–49 years who have their demand for family planning satisfied by modern methods	...
Men aged 15–49 years who are circumcised	Not applicable
Voluntary medical male circumcisions performed according to national standards	Not applicable
People who received PrEP at least once during the reporting period	...
Harm reduction	

— Use of sterile injecting equipment at last injection (2018)	80.6%
— Needles and syringes distributed per person who injects (2019)	89
— Coverage of opioid substitution therapy (2019)	2.3%
— Naloxone available (2019)	No
— Safe injection rooms available (2019)	No

BELARUS

COUNTRY DATA

EPIDEMIC ESTIMATES

	2010	2015	2019
New HIV infections			
New HIV infections (all ages)	1900 [1500–2300]	2300 [1700–3200]	1900 [1200–3100]
New HIV infections (0–14)	<100 [<100– <100]	<100 [<100– <100]	<100 [<100– <100]
New HIV infections (women, 15+)	800 [610–990]	980 [710–1300]	830 [530–1300]
New HIV infections (men, 15+)	1000 [810–1300]	1300 [940–1800]	1100 [680–1800]
HIV incidence per 1000 population	0.2 [0.15–0.25]	0.24 [0.18–0.34]	0.2 [0.13–0.33]
AIDS-related deaths			
AIDS-related deaths (all ages)	<200 [<200– <500]	<500 [<200– <500]	<200 [<200– <500]
AIDS-related deaths (0–14)	<100 [<100– <100]	<100 [<100– <100]	<100 [<100– <100]
AIDS-related deaths (women, 15+)	<100 [<100– <200]	<100 [<100– <200]	<100 [<100– <100]
AIDS-related deaths (men, 15+)	<100 [<100– <200]	<200 [<100– <200]	<100 [<100– <200]
People living with HIV			
People living with HIV (all ages)	12 000 [10 000–15 000]	22 000 [18 000–26 000]	28 000 [22 000–36 000]
People living with HIV (0–14)	<200 [<100– <200]	<200 [<200– <500]	<500 [<200– <500]
People living with HIV (women, 15+)	5400 [4500–6500]	9500 [7800–12 000]	13 000 [10 000–16 000]
People living with HIV (men, 15+)	6900 [5700–8400]	12 000 [9900–14 000]	15 000 [12 000–20 000]
HIV prevalence (15–49)	0.2 [0.2–0.3]	0.4 [0.3–0.4]	0.5 [0.4–0.6]

LAWS AND POLICIES

Laws criminalizing the transmission of, non-disclosure of or exposure to HIV transmission	Yes
Criminalization of sex work among consenting adults	Any criminalization or punitive regulation of sex work
Criminalization of same-sex sexual acts	Laws penalizing same-sex sexual acts have been decriminalized or never existed
Drug use or possession for personal use is an offence	Possession of drugs for personal use or drug use and/or consumption are specified as criminal offences
Criminalization of transgender people	Neither criminalized nor prosecuted
Laws or policies restricting the entry, stay and residence of people living with HIV	No
Parental consent for adolescents to access HIV testing	Yes, for adolescents younger than 14 years
Spousal consent for married women to access sexual and reproductive health services	No
Mandatory HIV testing for marriage, work or residence permits or for certain groups	Yes

STIGMA AND DISCRIMINATION

Percentage of women and men aged 15–49 years who report discriminatory attitudes towards people living with HIV

Percentage of people living with HIV denied health services because of their HIV status in the last 12 months

Percentage of people living with HIV who reported a health-care professional told others about their HIV status without their consent

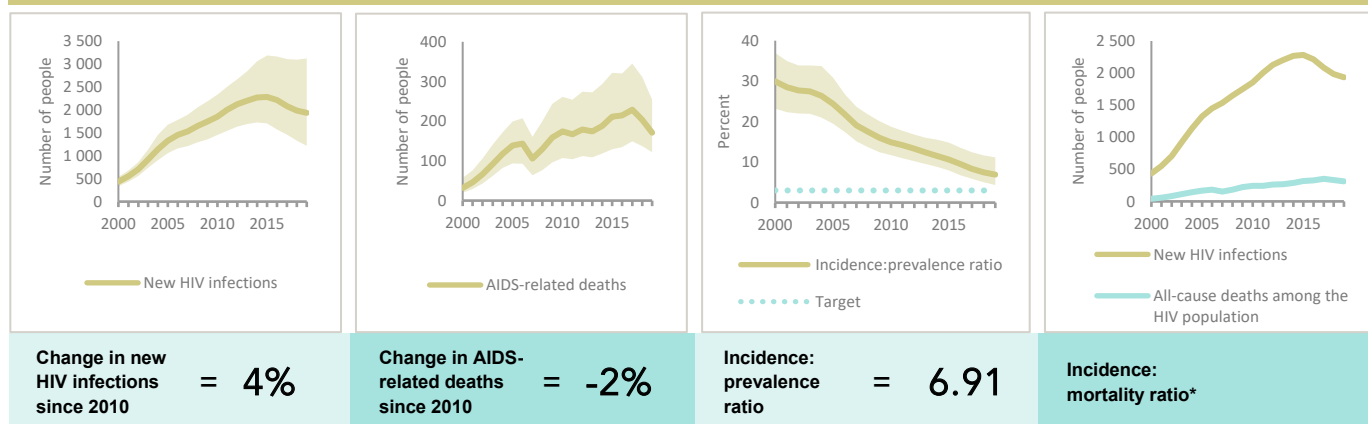
VIOLENCE

Proportion of ever-married or partnered women aged 15–49 years who experienced physical or sexual violence from a male intimate partner in the past 12 months

EXPENDITURES

	Financing sources					Total
	Domestic private	Domestic public	International: PEPFAR	International: Global Fund	International: all others	
Last available report: 2017	...	US\$ 16 302 125	...	US\$ 4 656 596	US\$ 41 526	US\$ 21 000 247

EPIDEMIC TRANSITION METRICS

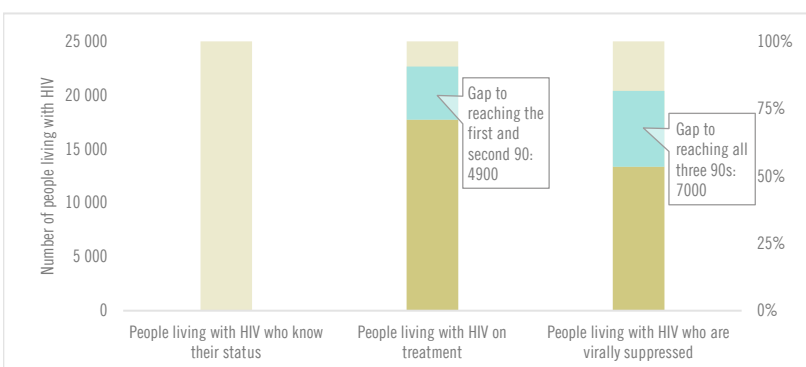


* The incidence:mortality ratio is not published if the country has not achieved antiretroviral therapy coverage of 81% or higher (the testing and treatment target for 2020).

KEY POPULATIONS

	Sex workers	Men who have sex with men	People who inject drugs	Transgender people	Prisoners
Estimated size of population
HIV prevalence	7.0%	9.8%	30.8%	...	8.5%
HIV testing and status awareness	71.8%	68.6%	59.7%
Antiretroviral therapy coverage	40.5%	...	83.4%
Condom use	85.0%	73.8%	51.5%
Coverage of HIV prevention programmes	84.0%	69.4%	67.1%
Avoidance of health care because of stigma and discrimination
Expenditures in US\$ (2017)	398 774	287 004	1 239 188

HIV TESTING AND TREATMENT CASCADE



	...% [...-...%]	63% [51-82%] 17 739	48% [38-62%]
All ages	...	63% [51-82%] 17 739	48% [38-62%]
Children (0-14)	...	88% [67-100%] 196	85% [65-100%]
Women (15+)	...	65% [52-83%] 8 104	49% [39-62%]
Men (15+)	...	62% [50-81%] 9 439	47% [37-61%]

ELIMINATION OF MOTHER-TO-CHILD TRANSMISSION

	2010	2019
Percentage of pregnant women living with HIV accessing antiretroviral medicines	64% [49-78%]	100% [83-100%]
Final vertical transmission rate including during breastfeeding	9% [6-12%]	7% [5-10%]
Early infant diagnosis	48.8% [39.9-62.8%]	>95% [86.7- >95%]

HIV COMORBIDITIES

Estimated number of incident tuberculosis cases among people living with HIV (2018)	230 [170-300]
People living with HIV who started TB preventive therapy (2018)	0%
Cervical cancer screening of women living with HIV	...
People coinfectd with HIV and hepatitis C virus starting hepatitis C treatment (2018)	89.1%

HIV PREVENTION

Adults aged 15+ years with unsuppressed viral load	0.2%
Knowledge of HIV prevention among young people aged 15-24 years (2012)	
— Women	56.1%
— Men	50.9%

Condom use at last sex with a non-marital, non-cohabiting partner among people aged 15-49 years

— Women	...
— Men	...

Women aged 15-49 years who have their demand for family planning satisfied by modern methods

Men aged 15-49 years who are circumcised	Not applicable
--	----------------

Voluntary medical male circumcisions performed according to national standards

People who received PrEP at least once during the reporting period	...
--	-----

Harm reduction

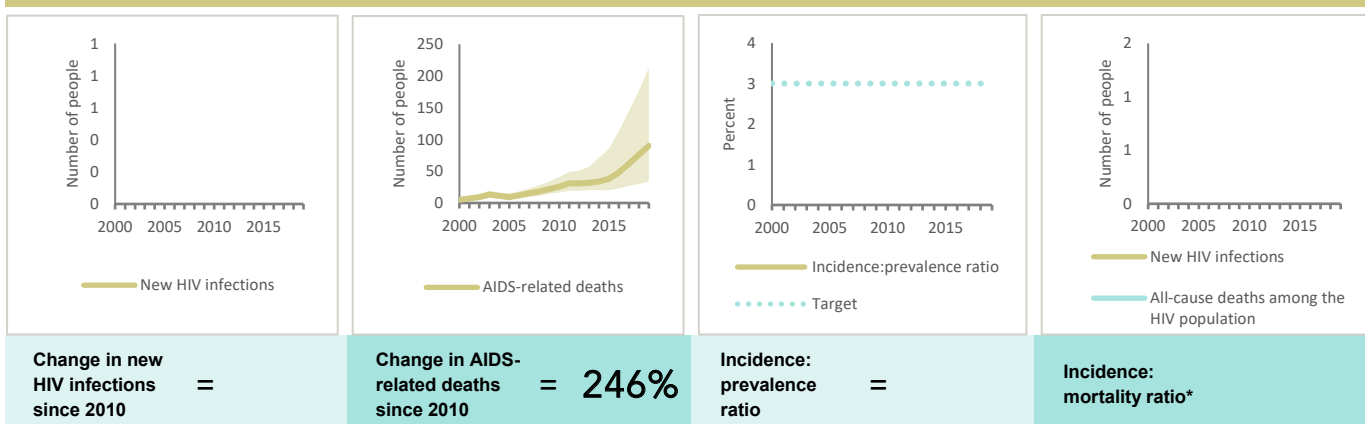
— Use of sterile injecting equipment at last injection (2017)	87.9%
— Needles and syringes distributed per person who injects (2019)	43
— Coverage of opioid substitution therapy (2019)	3.7%
— Naloxone available (2019)	Yes
— Safe injection rooms available (2019)	No

GEORGIA

EPIDEMIC ESTIMATES

	2010	2015	2019
New HIV infections			
New HIV infections (all ages)	... [...-...]	... [...-...]	... [...-...]
New HIV infections (0–14)	... [...-...]	... [...-...]	... [...-...]
New HIV infections (women, 15+)	... [...-...]	... [...-...]	... [...-...]
New HIV infections (men, 15+)	... [...-...]	... [...-...]	... [...-...]
HIV incidence per 1000 population	... [...-...]	... [...-...]	... [...-...]
AIDS-related deaths			
AIDS-related deaths (all ages)	<100 [<100– <100]	<100 [<100– <100]	<100 [<100– <500]
AIDS-related deaths (0–14)	... [...-...]	... [...-...]	... [...-...]
AIDS-related deaths (women, 15+)	<100 [<100– <100]	<100 [<100– <100]	<100 [<100– <100]
AIDS-related deaths (men, 15+)	<100 [<100– <100]	<100 [<100– <100]	<100 [<100– <200]
People living with HIV			
People living with HIV (all ages)	2900 [2200–4000]	6000 [4300–9300]	9100 [5700–15 000]
People living with HIV (0–14)	... [...-...]	... [...-...]	... [...-...]
People living with HIV (women, 15+)	900 [690–1200]	1900 [1400–2900]	2900 [1800–4800]
People living with HIV (men, 15+)	1900 [1500–2700]	4100 [2900–6200]	6100 [3900–10 000]
HIV prevalence (15–49)	0.1 [<0.1–0.2]	0.3 [0.2–0.4]	0.4 [0.2–0.6]

EPIDEMIC TRANSITION METRICS



* The incidence:mortality ratio is not published if the country has not achieved antiretroviral therapy coverage of 81% or higher (the testing and treatment target for 2020).

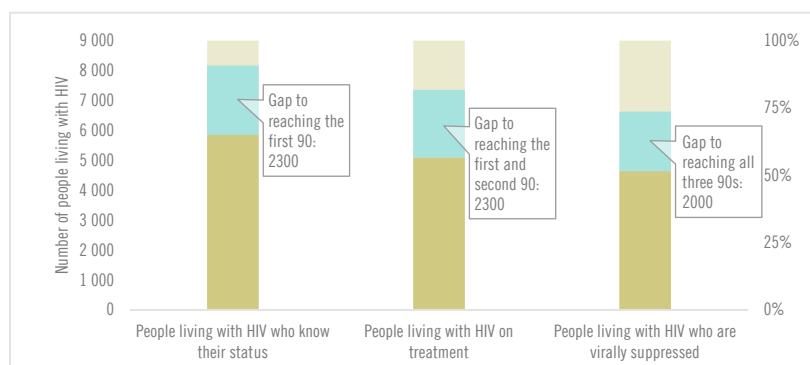
EXPENDITURES

	Financing sources					Total
	Domestic private	Domestic public	International: PEPFAR	International: Global Fund	International: all others	
Last available report: 2019	US\$ 0	US\$ 14 159 868	US\$ 0	US\$ 1 699 060	US\$ 5801	US\$ 15 897 791

Note: Global AIDS Monitoring report was not available at the time of publication.

COUNTRY DATA

HIV TESTING AND TREATMENT CASCADE



All ages	64% [41–100%]	56% [35–93%] 5 098	51% [32–85%]
Children (0–14)	...% [...–...%]	...% [...–...%]% [...–...%]
Women (15+)	60% [38–100%]	54% [34–90%] 1 549	49% [31–82%]
Men (15+)	66% [42–100%]	57% [36–95%] 3 504	52% [33–86%]

ELIMINATION OF MOTHER-TO-CHILD TRANSMISSION

	2010	2019
Percentage of pregnant women living with HIV accessing antiretroviral medicines	...% [...–...%]	...% [...–...%]
Final vertical transmission rate including during breastfeeding	...% [...–...%]	...% [...–...%]
Early infant diagnosis	...% [...–...%]	...% [...–...%]

KAZAKHSTAN

COUNTRY DATA

EPIDEMIC ESTIMATES

	2010	2015	2019
New HIV infections			
New HIV infections (all ages)	2000 [1800–2200]	3100 [2800–3500]	3700 [3100–4500]
New HIV infections (0–14)	<100 [<100– <100]	<100 [<100– <100]	<100 [<100– <100]
New HIV infections (women, 15+)	600 [530–670]	940 [830–1100]	1100 [920–1300]
New HIV infections (men, 15+)	1400 [1200–1500]	2100 [1900–2400]	2500 [2100–3000]
HIV incidence per 1000 population	0.12 [0.11–0.13]	0.17 [0.16–0.2]	0.2 [0.17–0.24]
AIDS-related deaths			
AIDS-related deaths (all ages)	510 [<500–630]	540 [<500–660]	<500 [<500– <500]
AIDS-related deaths (0–14)	<100 [<100– <100]	<100 [<100– <100]	<100 [<100– <100]
AIDS-related deaths (women, 15+)	<200 [<200– <200]	<200 [<200– <200]	<100 [<100– <100]
AIDS-related deaths (men, 15+)	<500 [<500– <500]	<500 [<500– <500]	<500 [<500– <500]
People living with HIV			
People living with HIV (all ages)	13 000 [12 000–14 000]	23 000 [20 000–25 000]	33 000 [30 000–38 000]
People living with HIV (0–14)	<200 [<200– <500]	<500 [<500– <500]	<500 [<500– <500]
People living with HIV (women, 15+)	4000 [3600–4500]	7200 [6500–7800]	11 000 [9800–12 000]
People living with HIV (men, 15+)	8800 [7900–9800]	15 000 [14 000–17 000]	22 000 [20 000–25 000]
HIV prevalence (15–49)	0.1 [0.1–0.1]	0.2 [0.2–0.2]	0.3 [0.3–0.3]

LAWS AND POLICIES

Laws criminalizing the transmission of, non-disclosure of or exposure to HIV transmission	Yes
Criminalization of sex work among consenting adults	Any criminalization or punitive regulation of sex work
Criminalization of same-sex sexual acts	Laws penalizing same-sex sexual acts have been decriminalized or never existed
Drug use or possession for personal use is an offence	Possession of drugs for personal use or drug use or consumption are specified as a criminal offence
Criminalization of transgender people	Neither criminalized nor prosecuted
Laws or policies restricting the entry, stay and residence of people living with HIV	Require HIV testing or disclosure for some permits
Parental consent for adolescents to access HIV testing	Yes, for adolescents younger than 18 years
Spousal consent for married women to access sexual and reproductive health services	No
Mandatory HIV testing for marriage, work or residence permits or for certain groups	Yes

STIGMA AND DISCRIMINATION

Percentage of women and men aged 15–49 years who report discriminatory attitudes towards people living with HIV (2015 refers to women only)	2011	2015
	64.8	71.9
Percentage of people living with HIV denied health services because of their HIV status in the last 12 months		2015
		17.6
Percentage of people living with HIV who reported a health-care professional told others about their HIV status without their consent		2015
		22.9

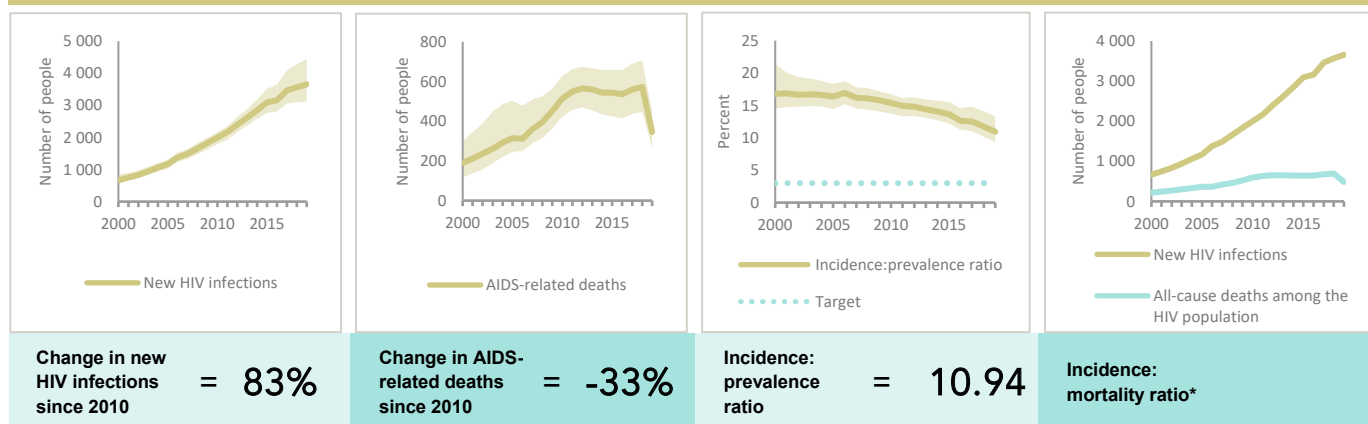
VIOLENCE

Proportion of ever-married or partnered women aged 15–49 years who experienced physical or sexual violence from a male intimate partner in the past 12 months

EXPENDITURES

	Financing sources					Total
	Domestic private	Domestic public	International: PEPFAR	International: Global Fund	International: all others	
Last available report: 2019	US\$ 0	US\$ 33 438 803	US\$ 573 275	US\$ 893 373	US\$ 190 651	US\$ 35 213 104

EPIDEMIC TRANSITION METRICS



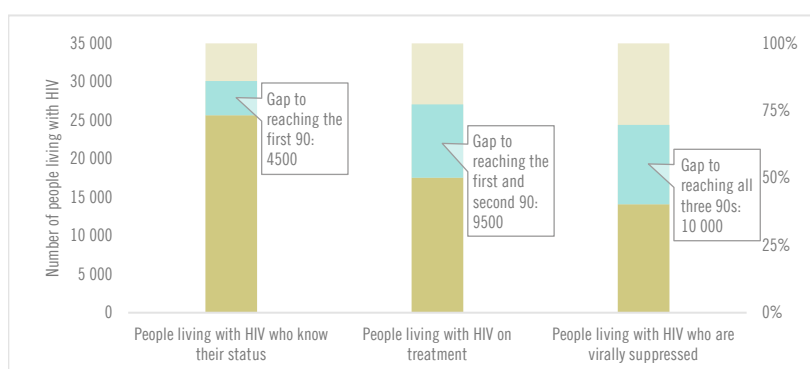
* The incidence:mortality ratio is not published if the country has not achieved antiretroviral therapy coverage of 81% or higher (the testing and treatment target for 2020).

KEY POPULATIONS

	Sex workers	Men who have sex with men	People who inject drugs	Transgender people	Prisoners
Estimated size of population	21 000
HIV prevalence	1.4%	6.5%	7.9%	...	3.6%
HIV testing and status awareness	98.7%	99.0%	77.1%**
Antiretroviral therapy coverage
Condom use	93.5%	80.4%	51.8%
Coverage of HIV prevention programmes	89.6%
Avoidance of health care because of stigma and discrimination
Expenditures in US\$ (2019)	994 079	904 531	2 282 307	...	12 635

** Programme data—not representative; includes people with negative results.

HIV TESTING AND TREATMENT CASCADE



	77% [70–86%]	52% [48–59%] 17 535	42% [38–47%]
All ages			
Children (0–14)	...% [...–...%]	100% [100–100%] 401	100% [96–100%]
Women (15+)	93% [85–100%]	68% [62–76%] 7 372	55% [49–61%]
Men (15+)	68% [62–77%]	44% [40–49%] 9 762	35% [32–40%]

ELIMINATION OF MOTHER-TO-CHILD TRANSMISSION

	2010	2019
Percentage of pregnant women living with HIV accessing antiretroviral medicines	89% [69–100%]	99% [83–100%]
Final vertical transmission rate including during breastfeeding	10% [10–11%]	7% [6–8%]
Early infant diagnosis	93.8% [77.2– >95%]	83.3% [72.9– >95%]

HIV COMORBIDITIES

Estimated number of incident tuberculosis cases among people living with HIV (2018)	730 [470–1000]
People living with HIV who started TB preventive therapy (2018)	53.1%
Cervical cancer screening of women living with HIV	...
People coinfectd with HIV and hepatitis C virus starting hepatitis C treatment (2019)	38%

HIV PREVENTION

Adults aged 15+ years with unsuppressed viral load	0.1%
Knowledge of HIV prevention among young people aged 15–24 years (2015)	
— Women	26.7%
— Men	...

Condom use at last sex with a non-marital, non-cohabiting partner among people aged 15–49 years

— Women	...
— Men	...

Women aged 15–49 years who have their demand for family planning satisfied by modern methods

Men aged 15–49 years who are circumcised	Not applicable
--	----------------

Voluntary medical male circumcisions performed according to national standards

People who received PrEP at least once during the reporting period	...
--	-----

Harm reduction

— Use of sterile injecting equipment at last injection (2018)	52.6%
— Needles and syringes distributed per person who injects (2018)	95
— Coverage of opioid substitution therapy (2019)	0.4%
— Naloxone available (2019)	Yes
— Safe injection rooms available (2019)	No

KYRGYZSTAN

COUNTRY DATA

EPIDEMIC ESTIMATES

	2010	2015	2019
New HIV infections			
New HIV infections (all ages)	780 [780–780]	970 [970–970]	930 [930–930]
New HIV infections (0–14)	<100 [<100– <100]	<100 [<100– <100]	<100 [<100– <100]
New HIV infections (women, 15+)	<500 [<100– <100]	<500 [<100– <100]	<500 [<100– <100]
New HIV infections (men, 15+)	520 [<100– <100]	660 [<100– <100]	630 [<100– <100]
HIV incidence per 1000 population	0.14 [0.14–0.14]	0.16 [0.16–0.16]	0.14 [0.14–0.14]
AIDS-related deaths			
AIDS-related deaths (all ages)	<200 [<200– <200]	<200 [<200– <200]	<500 [<200– <500]
AIDS-related deaths (0–14)	<100 [<100– <100]	<100 [<100– <100]	<100 [<100– <100]
AIDS-related deaths (women, 15+)	<100 [<100– <100]	<100 [<100– <100]	<100 [<100– <100]
AIDS-related deaths (men, 15+)	<100 [<100– <100]	<200 [<100– <100]	<200 [<200– <500]
People living with HIV			
People living with HIV (all ages)	4100 [4000–4300]	7500 [7100–7600]	10 000 [9700–10 000]
People living with HIV (0–14)	<200 [<200– <200]	<500 [<500– <500]	<500 [<500– <500]
People living with HIV (women, 15+)	1200 [<100– <100]	2300 [<100– <100]	3300 [3300–3300]
People living with HIV (men, 15+)	2700 [<100– <100]	4800 [<100– <100]	6400 [6400–6500]
HIV prevalence (15–49)	0.1 [<0.1– <0.1]	0.2 [<0.1– <0.1]	0.2 [0.2–0.3]

LAWS AND POLICIES

Laws criminalizing the transmission of, non-disclosure of or exposure to HIV transmission	Yes
Criminalization of sex work among consenting adults	Any criminalization or punitive regulation of sex work
Criminalization of same-sex sexual acts	Laws penalizing same-sex sexual acts have been decriminalized or never existed
Drug use or possession for personal use is an offence	Possession of drugs for personal use or drug use and/or consumption are specified as criminal offences
Criminalization of transgender people	Neither criminalized nor prosecuted
Laws or policies restricting the entry, stay and residence of people living with HIV	Prohibit short- and/or long-stay and require HIV testing or disclosure for some permits
Parental consent for adolescents to access HIV testing	Yes, for adolescents younger than 18 years
Spousal consent for married women to access sexual and reproductive health services	No
Mandatory HIV testing for marriage, work or residence permits or for certain groups	Yes

STIGMA AND DISCRIMINATION

Percentage of women and men aged 15–49 years who report discriminatory attitudes towards people living with HIV (2014 refers to women only)	2014	2018
	73.7	67
Percentage of people living with HIV denied health services because of their HIV status in the last 12 months	2015	
		9.1
Percentage of people living with HIV who reported a health-care professional told others about their HIV status without their consent	2015	
		31.3

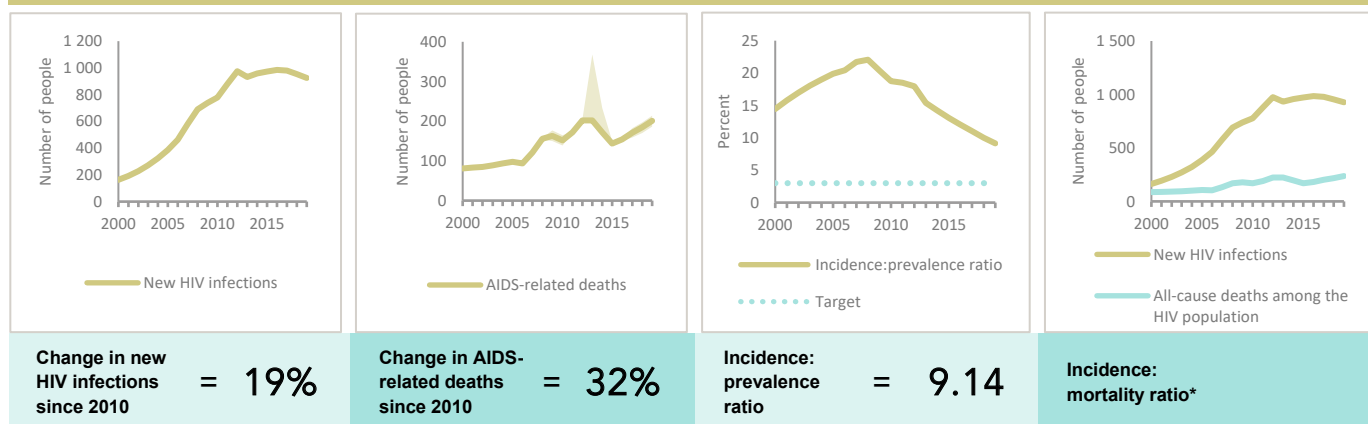
VIOLENCE

Proportion of ever-married or partnered women aged 15–49 years who experienced physical or sexual violence from a male intimate partner in the past 12 months

EXPENDITURES

	Financing sources					Total
	Domestic private	Domestic public	International: PEPFAR	International: Global Fund	International: all others	
Last available report: 2019	US\$ 0	US\$ 1 970 121	US\$ 1 575 883	US\$ 1 375 612	US\$ 1 983 707	US\$ 6 905 323

EPIDEMIC TRANSITION METRICS

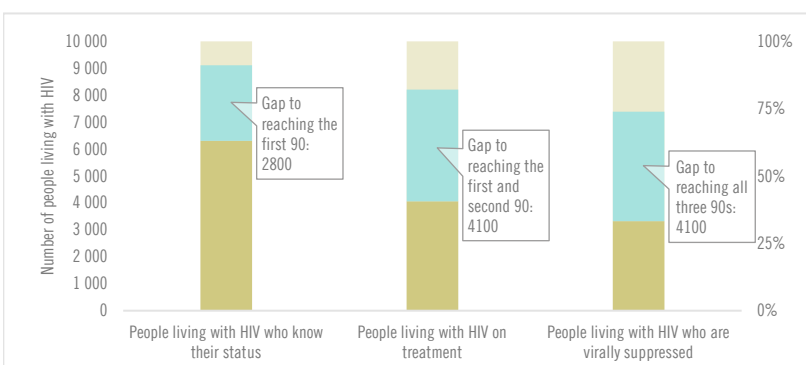


* The incidence:mortality ratio is not published if the country has not achieved antiretroviral therapy coverage of 81% or higher (the testing and treatment target for 2020).

KEY POPULATIONS

	Sex workers	Men who have sex with men	People who inject drugs	Transgender people	Prisoners
Estimated size of population
HIV prevalence	2.0%	6.6%	14.3%	...	11.3%
HIV testing and status awareness	57.5%
Antiretroviral therapy coverage
Condom use	97.2%	...	58.8%
Coverage of HIV prevention programmes	...	37.8%	40.4%
Avoidance of health care because of stigma and discrimination
Expenditures in US\$ (2019)	42 006	131 087	812 773	...	28 214

HIV TESTING AND TREATMENT CASCADE



	62% [59–63%]	40% [38–41%] 4 058	33% [31–33%]
All ages			
Children (0–14)	...% [...–...%]	99% [94–100%] 426	81% [77–82%]
Women (15+)	73% [73–74%]	51% [51–52%] 1 683	44% [44–44%]
Men (15+)	54% [54–55%]	30% [30–31%] 1 949	24% [24–24%]

ELIMINATION OF MOTHER-TO-CHILD TRANSMISSION

	2010	2019
Percentage of pregnant women living with HIV accessing antiretroviral medicines	69% [0–0%]	78% [0–0%]
Final vertical transmission rate including during breastfeeding	54% [0–0%]	19% [0–0%]
Early infant diagnosis	...% [...–...%]	75.3% [...–...%]

HIV COMORBIDITIES

Estimated number of incident tuberculosis cases among people living with HIV (2018)	220 [170–260]
People living with HIV who started TB preventive therapy (2018)	80.2%
Cervical cancer screening of women living with HIV	...
People coinfectd with HIV and hepatitis C virus starting hepatitis C treatment (2019)	25%

HIV PREVENTION

Adults aged 15+ years with unsuppressed viral load	0.2%
Knowledge of HIV prevention among young people aged 15–24 years (2014)	
— Women	19.8%
— Men	...

Condom use at last sex with a non-marital, non-cohabiting partner among people aged 15–49 years (2012)	
— Women	28.4%
— Men	78.3%

Women aged 15–49 years who have their demand for family planning satisfied by modern methods	...
--	-----

Men aged 15–49 years who are circumcised (2012)	Not applicable
---	----------------

Voluntary medical male circumcisions performed according to national standards	Not applicable
--	----------------

People who received PrEP at least once during the reporting period (2019)	14
---	----

Harm reduction	
— Use of sterile injecting equipment at last injection (2017)	80.9%
— Needles and syringes distributed per person who injects (2018)	170
— Coverage of opioid substitution therapy (2018)	4.4%
— Naloxone available (2019)	Yes
— Safe injection rooms available (2019)	No

REPUBLIC OF MOLDOVA

COUNTRY DATA

EPIDEMIC ESTIMATES

	2010	2015	2019
New HIV infections			
New HIV infections (all ages)	1400 [1000–1900]	940 [690–1300]	730 [530–990]
New HIV infections (0–14)	<100 [<100– <100]	<100 [<100– <100]	<100 [<100– <100]
New HIV infections (women, 15+)	<500 [<500–620]	<500 [<500– <500]	<500 [<200– <500]
New HIV infections (men, 15+)	910 [660–1300]	610 [<500–840]	<500 [<500–650]
HIV incidence per 1000 population	0.38 [0.28–0.52]	0.28 [0.21–0.38]	0.23 [0.17–0.32]
AIDS-related deaths			
AIDS-related deaths (all ages)	<500 [<500–680]	<500 [<500–640]	<500 [<500– <500]
AIDS-related deaths (0–14)	<100 [<100– <100]	<100 [<100– <100]	<100 [<100– <100]
AIDS-related deaths (women, 15+)	<200 [<200– <500]	<100 [<100– <200]	<100 [<100– <100]
AIDS-related deaths (men, 15+)	<500 [<500– <500]	<500 [<500– <500]	<500 [<200– <500]
People living with HIV			
People living with HIV (all ages)	13 000 [11 000–16 000]	14 000 [12 000–17 000]	15 000 [12 000–18 000]
People living with HIV (0–14)	<200 [<200– <500]	<500 [<200– <500]	<500 [<200– <500]
People living with HIV (women, 15+)	4200 [3600–5100]	5000 [4200–6000]	5400 [4600–6600]
People living with HIV (men, 15+)	8400 [7100–10 000]	9000 [7600–11 000]	9000 [7500–11 000]
HIV prevalence (15–49)	0.6 [0.5–0.7]	0.7 [0.6–0.8]	0.7 [0.6–0.9]

LAWS AND POLICIES

Laws criminalizing the transmission of, non-disclosure of or exposure to HIV transmission	Yes
Criminalization of sex work among consenting adults	Any criminalization or punitive regulation of sex work
Criminalization of same-sex sexual acts	No specific legislation
Drug use or possession for personal use is an offence	Possession of drugs for personal use or drug use and/or consumption are specified as non-criminal offences
Criminalization of transgender people	Neither criminalized nor prosecuted
Laws or policies restricting the entry, stay and residence of people living with HIV	No
Parental consent for adolescents to access HIV testing	Yes, for adolescents younger than 18 years
Spousal consent for married women to access sexual and reproductive health services	No
Mandatory HIV testing for marriage, work or residence permits or for certain groups	No

STIGMA AND DISCRIMINATION

Percentage of women and men aged 15–49 years who report discriminatory attitudes towards people living with HIV

Percentage of people living with HIV denied health services because of their HIV status in the last 12 months

Percentage of people living with HIV who reported a health-care professional told others about their HIV status without their consent

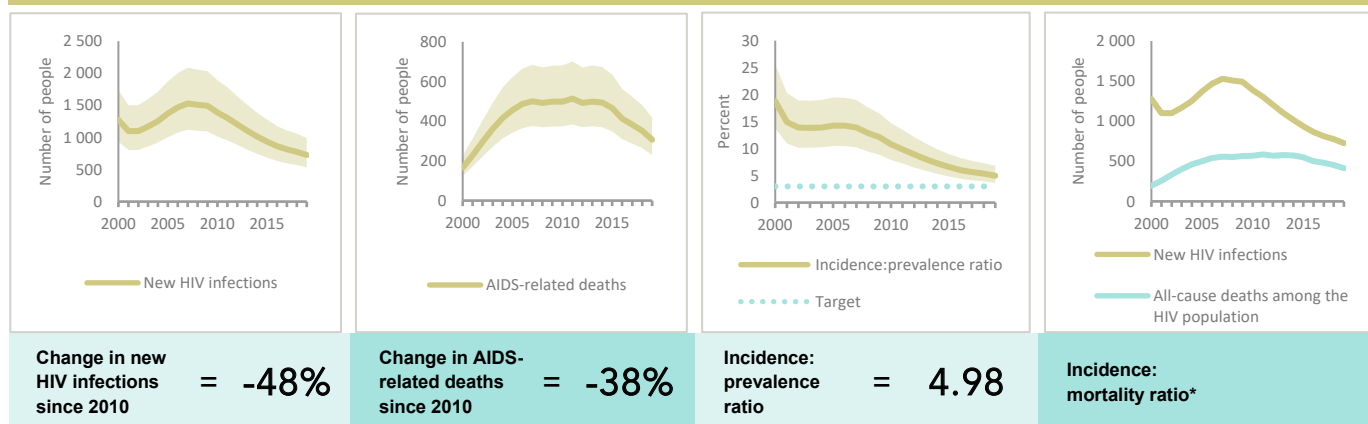
VIOLENCE

Proportion of ever-married or partnered women aged 15–49 years who experienced physical or sexual violence from a male intimate partner in the past 12 months

EXPENDITURES

	Financing sources					Total
	Domestic private	Domestic public	International: PEPFAR	International: Global Fund	International: all others	
Last available report: 2019	US\$ 0	US\$ 5 129 168	US\$ 0	US\$ 2 929 515	US\$ 289 919	US\$ 8 709 970

EPIDEMIC TRANSITION METRICS

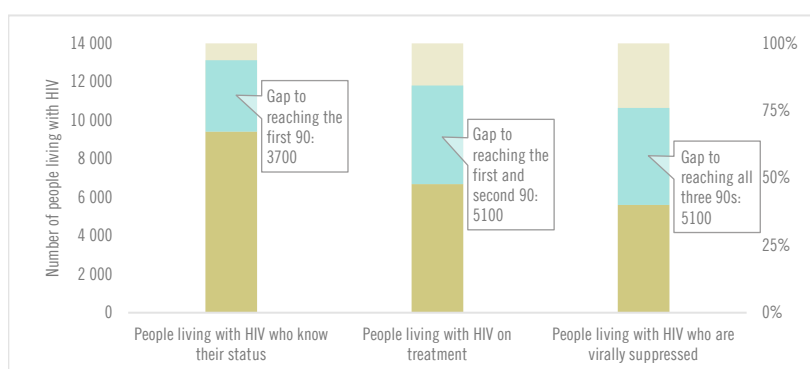


* The incidence:mortality ratio is not published if the country has not achieved antiretroviral therapy coverage of 81% or higher (the testing and treatment target for 2020).

KEY POPULATIONS

	Sex workers	Men who have sex with men	People who inject drugs	Transgender people	Prisoners
Estimated size of population
HIV prevalence	3.9%	9.0%	13.9%	...	3.8%
HIV testing and status awareness	...	44.3%
Antiretroviral therapy coverage
Condom use	88.2%	61.2%
Coverage of HIV prevention programmes	60.7%	63.2%	39.0%
Avoidance of health care because of stigma and discrimination
Expenditures in US\$ (2019)	357 294	197 133	1 194 010	...	117 590

HIV TESTING AND TREATMENT CASCADE



	64% [55–79%]	46% [39–56%] 6 690	38% [33–47%]
All ages			
Children (0–14)	68% [56–84%]	62% [51–76%] 131	52% [43–64%]
Women (15+)	79% [67–95%]	58% [49–70%] 3 128	49% [42–59%]
Men (15+)	56% [47–68%]	38% [32–47%] 3 431	32% [27–39%]

ELIMINATION OF MOTHER-TO-CHILD TRANSMISSION

	2010	2019
Percentage of pregnant women living with HIV accessing antiretroviral medicines	63% [54–75%]	93% [80–100%]
Final vertical transmission rate including during breastfeeding	20% [17–24%]	10% [9–12%]
Early infant diagnosis	70.6% [59.9–82.5%]	94.4% [80.1–>95%]

HIV COMORBIDITIES

Estimated number of incident tuberculosis cases among people living with HIV (2018)	300 [240–360]
People living with HIV who started TB preventive therapy (2018)	...
Cervical cancer screening of women living with HIV	...
People coinfectd with HIV and hepatitis C virus starting hepatitis C treatment	...

HIV PREVENTION

Adults aged 15+ years with unsuppressed viral load	0.3%
Knowledge of HIV prevention among young people aged 15–24 years (2012)	
— Women	36%
— Men	28.1%

Condom use at last sex with a non-marital, non-cohabiting partner among people aged 15–49 years

— Women	...
— Men	...

Women aged 15–49 years who have their demand for family planning satisfied by modern methods

Men aged 15–49 years who are circumcised	Not applicable
--	----------------

Voluntary medical male circumcisions performed according to national standards

People who received PrEP at least once during the reporting period (2019)	90
---	----

Harm reduction

— Use of sterile injecting equipment at last injection	...
— Needles and syringes distributed per person who injects (2019)	62
— Coverage of opioid substitution therapy (2019)	2.7%
— Naloxone available (2019)	Yes
— Safe injection rooms available (2019)	No

MONTENEGRO

COUNTRY DATA

EPIDEMIC ESTIMATES

	2010	2015	2019
New HIV infections			
New HIV infections (all ages)	<100 [<100– <100]	<100 [<100– <100]	<100 [<100– <100]
New HIV infections (0–14)	... [...–...]	... [...–...]	... [...–...]
New HIV infections (women, 15+)	<100 [<100– <100]	<100 [<100– <100]	<100 [<100– <100]
New HIV infections (men, 15+)	<100 [<100– <100]	<100 [<100– <100]	<100 [<100– <100]
HIV incidence per 1000 population	0.03 [<0.01–0.07]	0.05 [0.01–0.1]	0.05 [<0.01–0.14]
AIDS-related deaths			
AIDS-related deaths (all ages)	<100 [<100– <100]	<100 [<100– <100]	<100 [<100– <100]
AIDS-related deaths (0–14)	... [...–...]	... [...–...]	... [...–...]
AIDS-related deaths (women, 15+)	<100 [<100– <100]	<100 [<100– <100]	<100 [<100– <100]
AIDS-related deaths (men, 15+)	<100 [<100– <100]	<100 [<100– <100]	<100 [<100– <100]
People living with HIV			
People living with HIV (all ages)	130 [<100– <500]	250 [<100– <500]	370 [<200–680]
People living with HIV (0–14)	... [...–...]	... [...–...]	... [...–...]
People living with HIV (women, 15+)	<100 [<100– <100]	<100 [<100– <100]	<100 [<100– <100]
People living with HIV (men, 15+)	<200 [<100– <500]	<500 [<100– <500]	<500 [<100–600]
HIV prevalence (15–49)	<0.1 [<0.1– <0.1]	<0.1 [<0.1–0.1]	<0.1 [<0.1–0.2]

LAWS AND POLICIES

Laws criminalizing the transmission of, non-disclosure of or exposure to HIV transmission	Yes
Criminalization of sex work among consenting adults	Any criminalization or punitive regulation of sex work
Criminalization of same-sex sexual acts	No specific legislation
Drug use or possession for personal use is an offence	Possession of drugs for personal use or drug use or consumption are specified as a criminal offence
Criminalization of transgender people	Neither criminalized nor prosecuted
Laws or policies restricting the entry, stay and residence of people living with HIV	No
Parental consent for adolescents to access HIV testing	Yes, for adolescents younger than 18 years
Spousal consent for married women to access sexual and reproductive health services	No
Mandatory HIV testing for marriage, work or residence permits or for certain groups	Yes

STIGMA AND DISCRIMINATION

Percentage of women and men aged 15–49 years who report discriminatory attitudes towards people living with HIV

Percentage of people living with HIV denied health services because of their HIV status in the last 12 months

Percentage of people living with HIV who reported a health-care professional told others about their HIV status without their consent

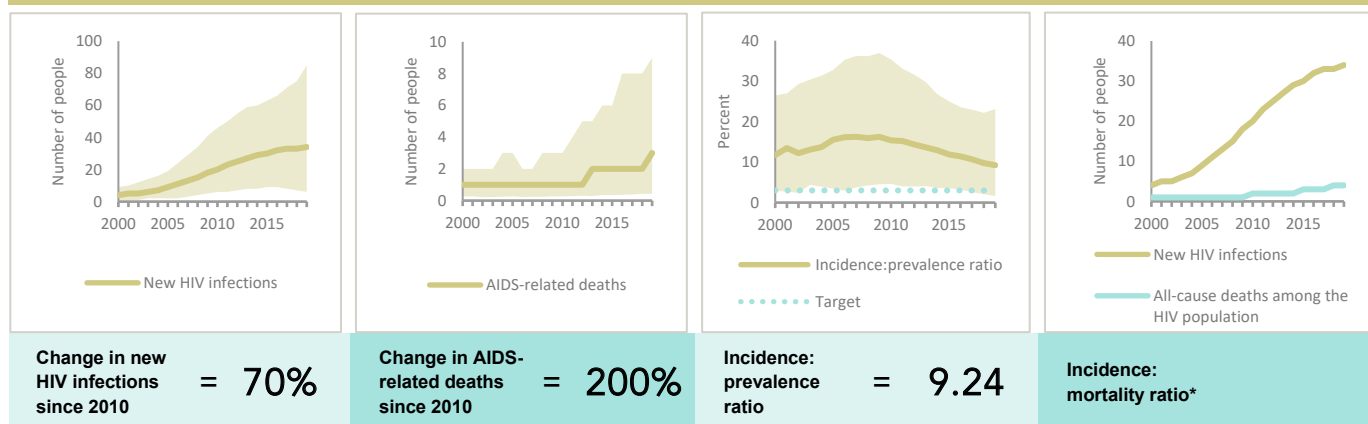
VIOLENCE

Proportion of ever-married or partnered women aged 15–49 years who experienced physical or sexual violence from a male intimate partner in the past 12 months

EXPENDITURES

	Financing sources					Total
	Domestic private	Domestic public	International: PEPFAR	International: Global Fund	International: all others	
Last available report: 2009	US\$ 830 121	...	US\$ 830 121

EPIDEMIC TRANSITION METRICS

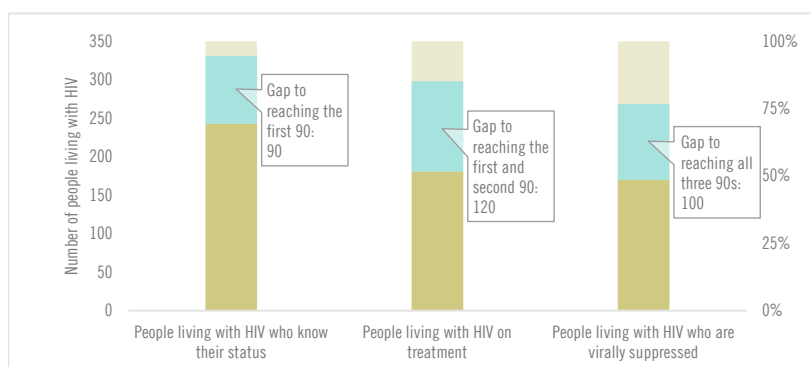


* The incidence:mortality ratio is not published if the country has not achieved antiretroviral therapy coverage of 81% or higher (the testing and treatment target for 2020).

KEY POPULATIONS

	Sex workers	Men who have sex with men	People who inject drugs	Transgender people	Prisoners
Estimated size of population
HIV prevalence	0.5%	0%
HIV testing and status awareness
Antiretroviral therapy coverage
Condom use	82.8%
Coverage of HIV prevention programmes
Avoidance of health care because of stigma and discrimination
Expenditures in US\$

HIV TESTING AND TREATMENT CASCADE



	66% [20–100%]	49% [15–91%] 181	46% [14–85%]
All ages			
Children (0–14)	...% [...–...%]	...% [...–...%]% [...–...%]
Women (15+)	64% [20–100%]	48% [15–80%] 21	48% [15–80%]
Men (15+)	67% [20–100%]	50% [15–92%] 160	46% [14–86%]

ELIMINATION OF MOTHER-TO-CHILD TRANSMISSION

	2010	2019
Percentage of pregnant women living with HIV accessing antiretroviral medicines	% [–%]	...% [...–...%]
Final vertical transmission rate including during breastfeeding	...% [...–...%]	...% [...–...%]
Early infant diagnosis	...% [...–...%]	...% [...–...%]

HIV COMORBIDITIES

Estimated number of incident tuberculosis cases among people living with HIV (2018)	1 [0–3]
People living with HIV who started TB preventive therapy (2018)	0%
Cervical cancer screening of women living with HIV	...
People coinfectd with HIV and hepatitis C virus starting hepatitis C treatment (2019)	100%

HIV PREVENTION

Adults aged 15+ years with unsuppressed viral load	<0.1%
Knowledge of HIV prevention among young people aged 15–24 years (2013)	
— Women	47.7%
— Men	36.9%
Condom use at last sex with a non-marital, non-cohabiting partner among people aged 15–49 years	
— Women	...
— Men	...
Women aged 15–49 years who have their demand for family planning satisfied by modern methods	...

Men aged 15–49 years who are circumcised	Not applicable
Voluntary medical male circumcisions performed according to national standards	Not applicable
People who received PrEP at least once during the reporting period	...

Harm reduction	
— Use of sterile injecting equipment at last injection	...
— Needles and syringes distributed per person who injects (2017)	144
— Coverage of opioid substitution therapy	...
— Naloxone available (2019)	No
— Safe injection rooms available (2019)	No

TAJKISTAN

COUNTRY DATA

EPIDEMIC ESTIMATES

	2010	2015	2019
New HIV infections			
New HIV infections (all ages)	1100 [950–1300]	1400 [1200–1800]	1600 [1300–2200]
New HIV infections (0–14)	<100 [<100– <100]	<500 [<500– <500]	<500 [<500– <500]
New HIV infections (women, 15+)	<500 [<200– <500]	<500 [<500– <500]	<500 [<500– <500]
New HIV infections (men, 15+)	770 [670–960]	880 [730–1200]	930 [770–1400]
HIV incidence per 1000 population	0.15 [0.13–0.18]	0.16 [0.14–0.21]	0.17 [0.15–0.23]
AIDS-related deaths			
AIDS-related deaths (all ages)	<100 [<100– <200]	<500 [<500– <500]	<500 [<500– <500]
AIDS-related deaths (0–14)	<100 [<100– <100]	<100 [<100– <200]	<200 [<200– <200]
AIDS-related deaths (women, 15+)	<100 [<100– <100]	<100 [<100– <100]	<100 [<100– <100]
AIDS-related deaths (men, 15+)	<100 [<100– <200]	<200 [<200– <500]	<200 [<100– <500]
People living with HIV			
People living with HIV (all ages)	5000 [4000–6800]	9700 [8500–13 000]	14 000 [12 000–18 000]
People living with HIV (0–14)	<200 [<100– <200]	<500 [<500–560]	920 [870–1000]
People living with HIV (women, 15+)	1100 [880–1500]	2300 [2000–2900]	3300 [2800–4200]
People living with HIV (men, 15+)	3800 [3000–5200]	7000 [6000–9200]	9600 [8100–12 000]
HIV prevalence (15–49)	0.1 [<0.1–0.2]	0.2 [0.2–0.2]	0.2 [0.2–0.3]

LAWS AND POLICIES

Laws criminalizing the transmission of, non-disclosure of or exposure to HIV transmission	Yes
Criminalization of sex work among consenting adults	Any criminalization or punitive regulation of sex work
Criminalization of same-sex sexual acts	Laws penalizing same-sex sexual acts have been decriminalized or never existed
Drug use or possession for personal use is an offence	Possession of drugs for personal use or drug use and/or consumption are specified as criminal offences
Criminalization of transgender people	Neither criminalized nor prosecuted
Laws or policies restricting the entry, stay and residence of people living with HIV	No
Parental consent for adolescents to access HIV testing	Yes, for adolescents younger than 18 years
Spousal consent for married women to access sexual and reproductive health services	No
Mandatory HIV testing for marriage, work or residence permits or for certain groups	Yes

STIGMA AND DISCRIMINATION

Percentage of women aged 15–49 years who report discriminatory attitudes towards people living with HIV	2017	75.3
Percentage of people living with HIV denied health services because of their HIV status in the last 12 months	2015	21.1
Percentage of people living with HIV who reported a health-care professional told others about their HIV status without their consent	2015	20.1

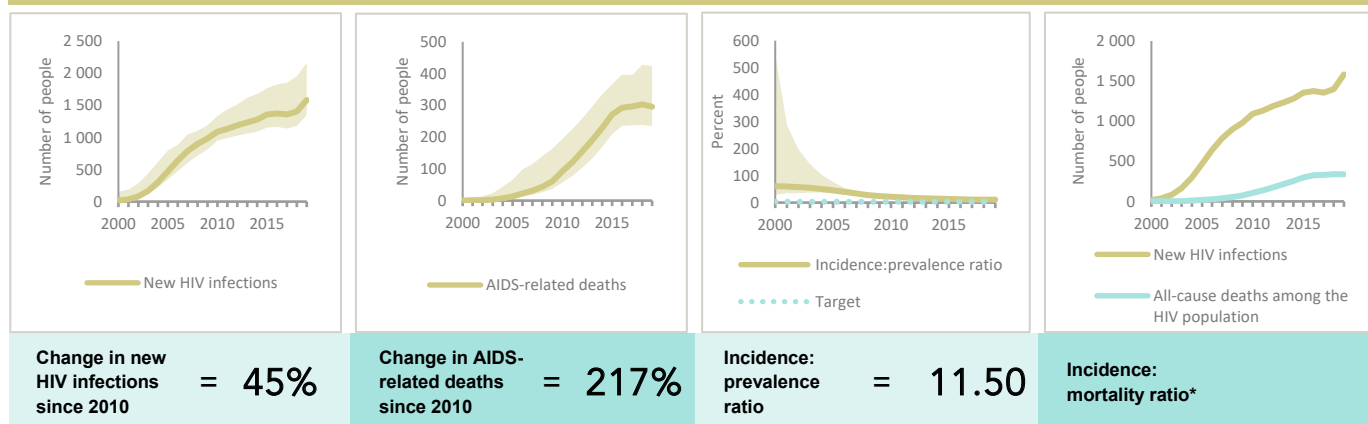
VIOLENCE

Proportion of ever-married or partnered women aged 15–49 years who experienced physical or sexual violence from a male intimate partner in the past 12 months	2012	2017	15.2	19
---	------	------	------	----

EXPENDITURES

	Financing sources					Total
	Domestic private	Domestic public	International: PEPFAR	International: Global Fund	International: all others	
Last available report: 2018	...	US\$ 823 242	US\$ 443 594	US\$ 2 535 123	US\$ 638 030	US\$ 4 439 989

EPIDEMIC TRANSITION METRICS

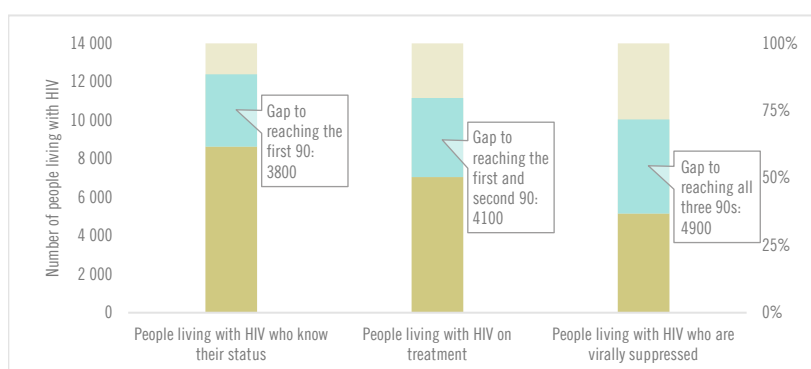


* The incidence:mortality ratio is not published if the country has not achieved antiretroviral therapy coverage of 81% or higher (the testing and treatment target for 2020).

KEY POPULATIONS

	Sex workers	Men who have sex with men	People who inject drugs	Transgender people	Prisoners
Estimated size of population	18 000
HIV prevalence	2.9%	2.3%	12.1%
HIV testing and status awareness	98.8%
Antiretroviral therapy coverage	74.4%	...	57.7%	...	97.4%
Condom use	76.6%	78.5%	36.6%	80.5%	...
Coverage of HIV prevention programmes	47.3%	...	67.2%
Avoidance of health care because of stigma and discrimination
Expenditures in US\$ (2017)	904 513	786 423	2 627 652

HIV TESTING AND TREATMENT CASCADE



	63% [54–80%]	51% [44–66%] 7 055	37% [32–48%]
All ages			
Children (0–14)	...% [...–...%]	96% [91–100%] 885	70% [66–78%]
Women (15+)	97% [83–100%]	86% [74–100%] 2 838	65% [56–84%]
Men (15+)	48% [40–61%]	35% [30–45%] 3 332	25% [21–32%]

ELIMINATION OF MOTHER-TO-CHILD TRANSMISSION

	2010	2019
Percentage of pregnant women living with HIV accessing antiretroviral medicines	43% [33–55%]	88% [76–100%]
Final vertical transmission rate including during breastfeeding	...% [...–...%]	...% [...–...%]
Early infant diagnosis	8.0% [6.1–10.4%]	65.0% [51.3–75.5%]

HIV COMORBIDITIES

Estimated number of incident tuberculosis cases among people living with HIV (2018)	310 [230–400]
People living with HIV who started TB preventive therapy (2018)	5.7%
Cervical cancer screening of women living with HIV (2017)	40.9%
People coinfectd with HIV and hepatitis C virus starting hepatitis C treatment (2019)	0%

HIV PREVENTION

Adults aged 15+ years with unsuppressed viral load	0.1%
Knowledge of HIV prevention among young people aged 15–24 years (2017)	
— Women	13.8%
— Men	...
Condom use at last sex with a non-marital, non-cohabiting partner among people aged 15–49 years (2017)	
— Women	42.6%
— Men	...
Women aged 15–49 years who have their demand for family planning satisfied by modern methods (2017)	52.2%
Men aged 15–49 years who are circumcised	Not applicable
Voluntary medical male circumcisions performed according to national standards	Not applicable
People who received PrEP at least once during the reporting period	...
Harm reduction	
— Use of sterile injecting equipment at last injection (2018)	55.6%
— Needles and syringes distributed per person who injects (2018)	200
— Coverage of opioid substitution therapy (2018)	2.7%
— Naloxone available (2019)	Yes
— Safe injection rooms available (2019)	No

UKRAINE

COUNTRY DATA

EPIDEMIC ESTIMATES

	2010	2015	2019
New HIV infections			
New HIV infections (all ages)	15 000 [12 000–17 000]	14 000 [12 000–16 000]	13 000 [10 000–15 000]
New HIV infections (0–14)	<500 [<500– <500]	<500 [<500– <500]	<200 [<200– <500]
New HIV infections (women, 15+)	6000 [5000–7100]	5600 [4700–6700]	4700 [3800–5800]
New HIV infections (men, 15+)	8200 [6900–9700]	7900 [6600–9400]	7800 [6400–9400]
HIV incidence per 1000 population	0.31 [0.26–0.37]	0.3 [0.25–0.36]	0.28 [0.23–0.34]
AIDS-related deaths			
AIDS-related deaths (all ages)	13 000 [11 000–15 000]	9400 [7800–12 000]	5900 [4500–8000]
AIDS-related deaths (0–14)	<500 [<200– <500]	<500 [<200– <500]	<100 [<100– <200]
AIDS-related deaths (women, 15+)	4500 [3700–5400]	3400 [2700–4300]	2300 [1700–3100]
AIDS-related deaths (men, 15+)	8400 [7400–9700]	5900 [4900–7100]	3600 [2700–4800]
People living with HIV			
People living with HIV (all ages)	240 000 [230 000–260 000]	240 000 [230 000–260 000]	250 000 [230 000–270 000]
People living with HIV (0–14)	3000 [2700–3500]	3100 [2700–3500]	2900 [2600–3400]
People living with HIV (women, 15+)	99 000 [94 000–100 000]	110 000 [99 000–110 000]	110 000 [100 000–120 000]
People living with HIV (men, 15+)	140 000 [130 000–150 000]	130 000 [120 000–140 000]	140 000 [130 000–150 000]
HIV prevalence (15–49)	0.9 [0.9–0.9]	0.9 [0.9–1]	1 [0.9–1]

LAWS AND POLICIES

Laws criminalizing the transmission of, non-disclosure of or exposure to HIV transmission	Yes
Criminalization of sex work among consenting adults	Any criminalization or punitive regulation of sex work
Criminalization of same-sex sexual acts	Laws penalizing same-sex sexual acts have been decriminalized or never existed
Drug use or possession for personal use is an offence	Possession of drugs for personal use or drug use and/or consumption are specified as criminal offences
Criminalization of transgender people	Neither criminalized nor prosecuted
Laws or policies restricting the entry, stay and residence of people living with HIV	Prohibit short- and/or long-stay and require HIV testing or disclosure for some permits
Parental consent for adolescents to access HIV testing	Yes, for adolescents younger than 14 years
Spousal consent for married women to access sexual and reproductive health services	No
Mandatory HIV testing for marriage, work or residence permits or for certain groups	No

STIGMA AND DISCRIMINATION

Percentage of women and men aged 15–49 years who report discriminatory attitudes towards people living with HIV

Percentage of people living with HIV denied health services because of their HIV status in the last 12 months

2013
11

Percentage of people living with HIV who reported a health-care professional told others about their HIV status without their consent

2013
23

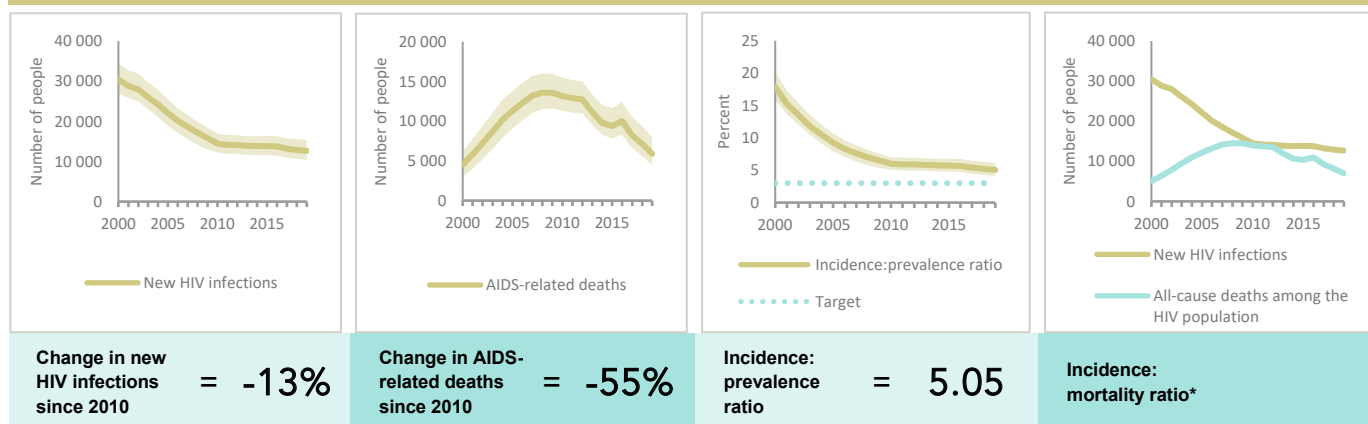
VIOLENCE

Proportion of ever-married or partnered women aged 15–49 years who experienced physical or sexual violence from a male intimate partner in the past 12 months

EXPENDITURES

	Financing sources					Total
	Domestic private	Domestic public	International: PEPFAR	International: Global Fund	International: all others	
Last available report: 2017	US\$ 4197	US\$ 46 225 262	US\$ 21 940 631	US\$ 34 382 672	US\$ 1 644 289	US\$ 107 815 069

EPIDEMIC TRANSITION METRICS

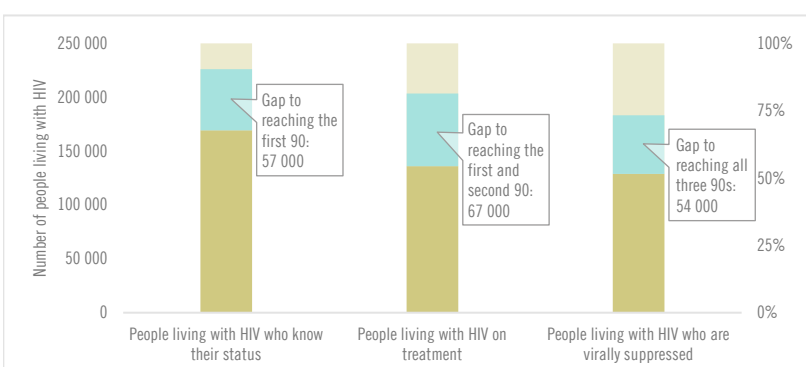


* The incidence:mortality ratio is not published if the country has not achieved antiretroviral therapy coverage of 81% or higher (the testing and treatment target for 2020).

KEY POPULATIONS

	Sex workers	Men who have sex with men	People who inject drugs	Transgender people	Prisoners
Estimated size of population	87 000	180 000	350 000	...	53 000
HIV prevalence	5.2%	7.5%	22.6%	...	7.2%
HIV testing and status awareness	58.2%	39.2%	43.1%
Antiretroviral therapy coverage	29.0%	46.3%	37.9%	...	87.4%
Condom use	93.9%	77.7%	43.9%
Coverage of HIV prevention programmes
Avoidance of health care because of stigma and discrimination
Expenditures in US\$ (2017)	971 001	787 602	8 131 380	...	10 403

HIV TESTING AND TREATMENT CASCADE



	67% [62–73%]	54% [50–58%] 136 105	51% [47–55%]
All ages			
Children (0–14)	...% [...–...%]	96% [85–100%] 2 762	91% [81–100%]
Women (15+)	70% [65–75%]	58% [53–62%] 63 585	54% [51–59%]
Men (15+)	65% [60–70%]	51% [46–55%] 69 758	48% [44–52%]

ELIMINATION OF MOTHER-TO-CHILD TRANSMISSION

	2010	2019
Percentage of pregnant women living with HIV accessing antiretroviral medicines	87% [73–100%]	92% [82–100%]
Final vertical transmission rate including during breastfeeding	9% [8–10%]	7% [6–10%]
Early infant diagnosis	68.4% [57.1–81.9%]	69.6% [61.2–78.6%]

HIV COMORBIDITIES

Estimated number of incident tuberculosis cases among people living with HIV (2018)	8200 [5300 –12 000]
People living with HIV who started TB preventive therapy (2018)	60.6%
Cervical cancer screening of women living with HIV	...
People coinfectd with HIV and hepatitis C virus starting hepatitis C treatment (2019)	4.4%

HIV PREVENTION

Adults aged 15+ years with unsuppressed viral load	0.3%
Knowledge of HIV prevention among young people aged 15–24 years (2014)	
— Women	21%
— Men	25%

Condom use at last sex with a non-marital, non-cohabiting partner among people aged 15–49 years (2017)	
— Women	...
— Men	82.9%

Women aged 15–49 years who have their demand for family planning satisfied by modern methods	...
--	-----

Men aged 15–49 years who are circumcised	Not applicable
--	----------------

Voluntary medical male circumcisions performed according to national standards	Not applicable
--	----------------

People who received PrEP at least once during the reporting period (2019)	1735
---	------

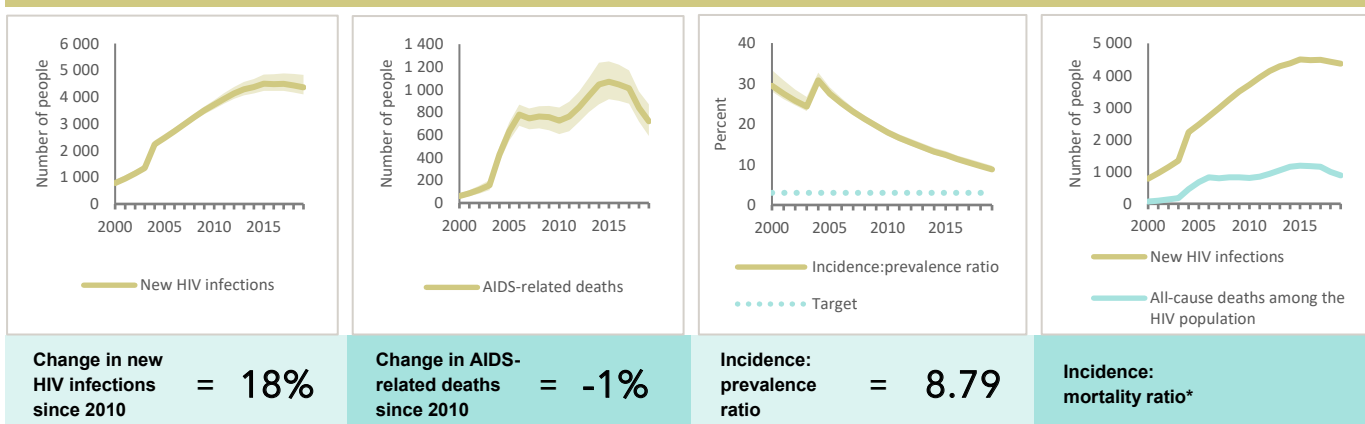
Harm reduction	
— Use of sterile injecting equipment at last injection (2017)	96.6%
— Needles and syringes distributed per person who injects (2019)	53
— Coverage of opioid substitution therapy (2019)	4.5%
— Naloxone available (2019)	No
— Safe injection rooms available (2019)	Yes

UZBEKISTAN

EPIDEMIC ESTIMATES

	2010	2015	2019
New HIV infections			
New HIV infections (all ages)	3700 [3600–3900]	4500 [4200–4800]	4400 [4100–4800]
New HIV infections (0–14)	790 [780–810]	870 [830–900]	800 [780–830]
New HIV infections (women, 15+)	1000 [910–1100]	1200 [1100–1400]	1200 [1100–1400]
New HIV infections (men, 15+)	1900 [1800–2100]	2400 [2200–2600]	2400 [2200–2600]
HIV incidence per 1000 population	0.13 [0.12–0.14]	0.15 [0.14–0.16]	0.13 [0.12–0.15]
AIDS-related deaths			
AIDS-related deaths (all ages)	730 [610–840]	1100 [920–1200]	720 [590–870]
AIDS-related deaths (0–14)	<500 [<500–510]	<500 [<500– <500]	<500 [<500– <500]
AIDS-related deaths (women, 15+)	<100 [<100– <100]	<200 [<200– <200]	<100 [<100– <100]
AIDS-related deaths (men, 15+)	<200 [<200– <500]	570 [<500–660]	<500 [<500– <500]
People living with HIV			
People living with HIV (all ages)	21 000 [19 000–22 000]	36 000 [34 000–39 000]	50 000 [46 000–53 000]
People living with HIV (0–14)	2100 [2100–2200]	4100 [3900–4300]	5900 [5500–6100]
People living with HIV (women, 15+)	6600 [6200–7100]	12 000 [11 000–13 000]	16 000 [15 000–18 000]
People living with HIV (men, 15+)	12 000 [11 000–13 000]	20 000 [19 000–22 000]	28 000 [25 000–30 000]
HIV prevalence (15–49)	0.1 [<0.1–0.1]	0.2 [0.1–0.2]	0.2 [0.2–0.2]

EPIDEMIC TRANSITION METRICS



* The incidence:mortality ratio is not published if the country has not achieved antiretroviral therapy coverage of 81% or higher (the testing and treatment target for 2020).

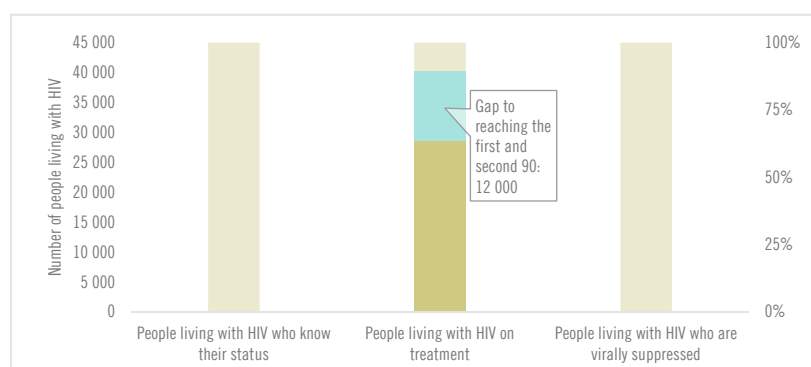
EXPENDITURES

	Financing sources					Total
	Domestic private	Domestic public	International: PEPFAR	International: Global Fund	International: all others	
Last available report: 2019	US\$ 0	US\$ 2 396 487	US\$ 0	US\$ 530 427	US\$ 0	US\$ 2 954 481

Note: Global AIDS Monitoring report was not available at the time of publication.

COUNTRY DATA

HIV TESTING AND TREATMENT CASCADE



All ages	...% [...-...%]	58% [53–62%] 28 643	...% [...-...%]
Children (0–14)	91% [84–94%]	91% [84–94%] 5 345	...% [...-...%]
Women (15+)	...% [...-...%]	74% [69–80%] 12 078	...% [...-...%]
Men (15+)	...% [...-...%]	41% [37–44%] 11 220	...% [...-...%]

ELIMINATION OF MOTHER-TO-CHILD TRANSMISSION

	2010	2019
Percentage of pregnant women living with HIV accessing antiretroviral medicines	13% [12–15%]	75% [68–82%]
Final vertical transmission rate including during breastfeeding	...% [...-...%]	...% [...-...%]
Early infant diagnosis	12.8% [11.2–14.8%]	67.9% [62.4–74.9%]

WESTERN AND CENTRAL EUROPE AND NORTH AMERICA

DATA POINTS

LOW HIV INCIDENCE AND HIGH TREATMENT COVERAGE HAVE SEEN THE REGION ACHIEVE THE

**INCIDENCE:
PREVALENCE
RATIO BENCHMARK
OF 3.0**

**MORE THAN 4 IN 5
PEOPLE LIVING
WITH HIV**

ARE ON TREATMENT, AND 2 IN 3 ARE VIRALLY SUPPRESSED

**HIV PREVALENCE
REMAINS HIGH
AMONG KEY
POPULATIONS,**

INCLUDING TRANSGENDER PEOPLE (6.9%) AND GAY MEN AND OTHER MEN WHO HAVE SEX WITH MEN (5.8%)

KEY POPULATIONS AND THEIR SEX PARTNERS ACCOUNTED FOR

**96% OF HIV
INFECTIONS IN THE
REGION IN 2019**

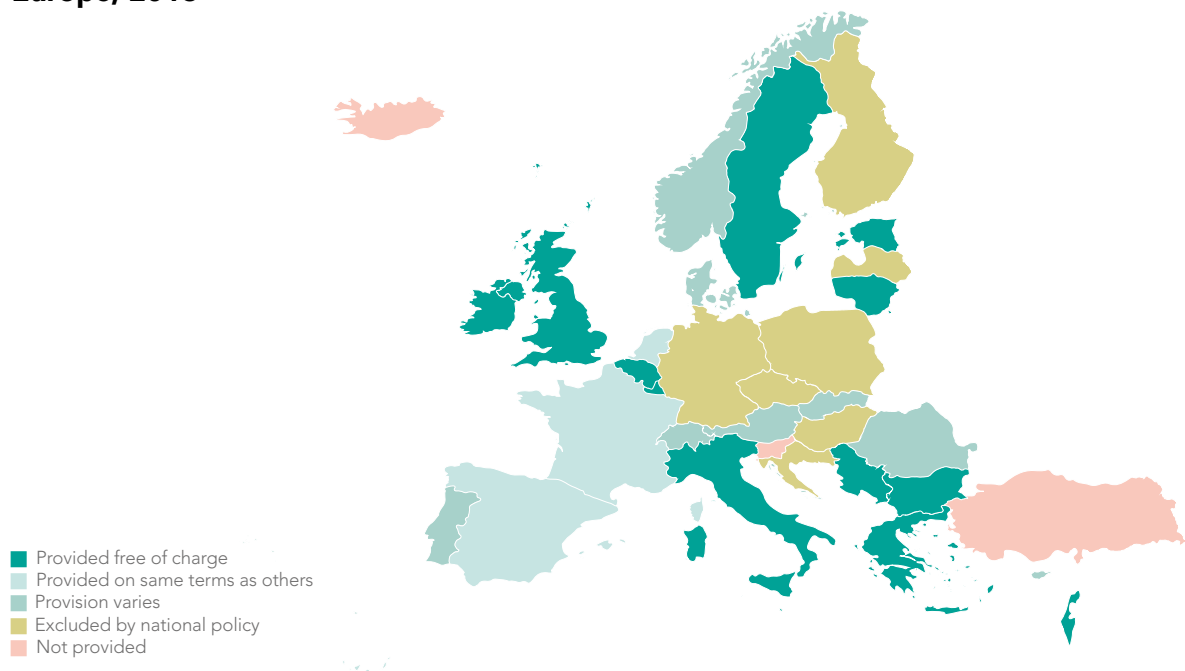
Strong HIV responses in most of western and central Europe and North America have seen this high-income region achieve an incidence:prevalence ratio of 3.0, which signals steady reductions in new HIV infections and that most people living with HIV are accessing treatment and living long and healthy lives.

HIV testing and treatment coverage in the region is approaching the 2020 targets, with 88% [70–100%] of people living with HIV knowing their HIV status, 81% [62–98%] on treatment and 67% [53–80%] with durably suppressed viral loads. High coverage of pre-exposure prophylaxis (PrEP) in several cities of the region has contributed to reductions in new HIV infections among gay men and other men who have sex with men.

This aggregate success obscures many challenges. In western and central Europe, undocumented migrants living in insecure and precarious situations have less access to HIV services, including HIV treatment and new prevention tools (such as PrEP). In the United States of America, black and Latino people are disproportionately affected by HIV, with HIV diagnosis rates that are several-fold higher than among whites and Asians.

Gay men and other men who have sex with men accounted for nearly two thirds of new HIV infections in the region in 2019. More than one third (36%) of total infections were among young gay men and other men who have sex with men (aged 15 to 24 years).

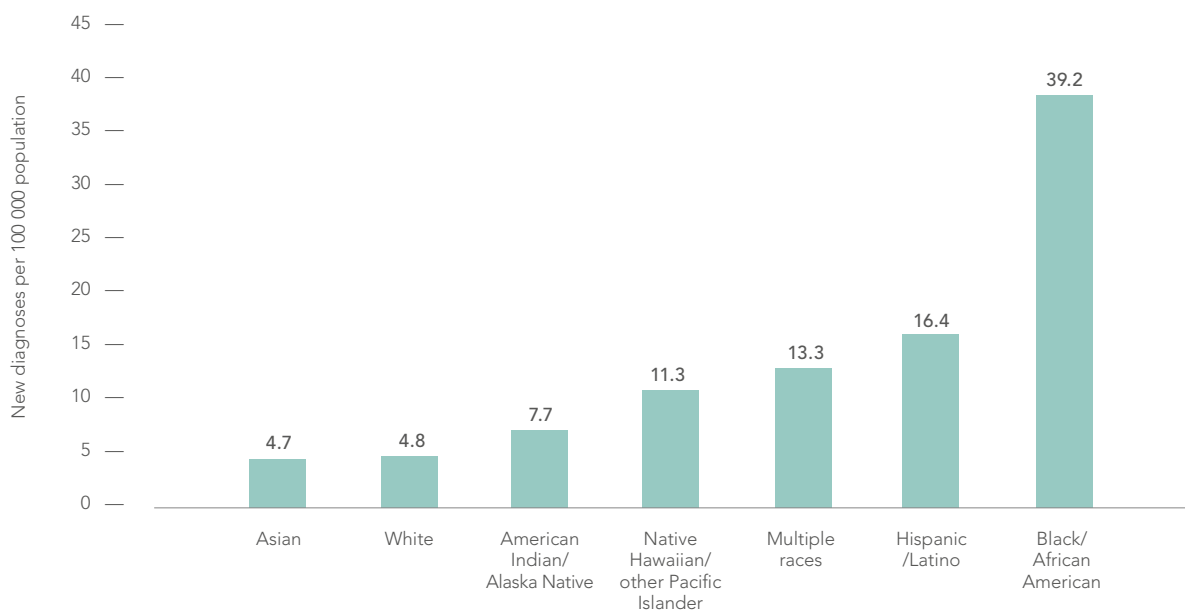
Access to antiretroviral therapy for undocumented migrants, western and central Europe, 2018



Source: HIV and migrants: monitoring implementation of the Dublin Declaration on partnership to fight HIV/AIDS in Europe and Central Asia (2018 progress report). Stockholm: European Centre for Disease Prevention and Control; 2019 (<https://www.ecdc.europa.eu/en/publications/hiv-migrants-monitoring-implementation-dublin-declaration-2018-progress-report>).

Note: the "key" indicator that best describes the experience of access to treatment for undocumented migrants (as identified by countries) is recorded.

Rate of new HIV diagnoses in the United States of America, by ethnic group, 2018

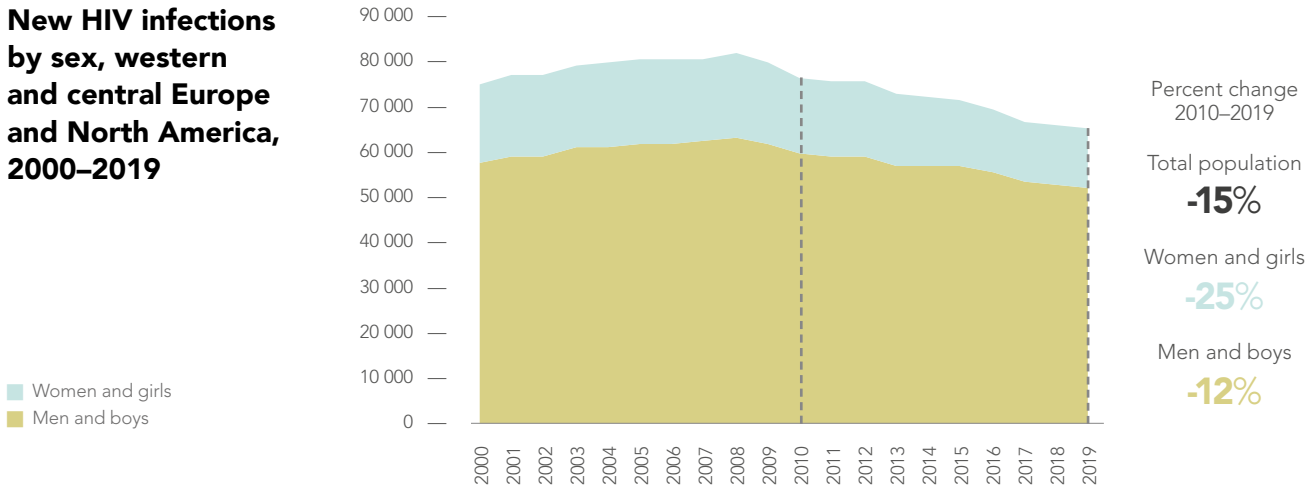


Source: Diagnoses of HIV Infection in the United States and Dependent Areas, 2018: Diagnoses [database]. Last reviewed 7 May 2020. Atlanta: United States Centers for Disease Control and Prevention; 2020 (<https://www.cdc.gov/hiv/library/reports/hiv-surveillance/vol-31/content/diagnoses.html#data>).

Note: Rates of new HIV diagnoses per 100 000 population

State of the epidemic

New HIV infections by sex, western and central Europe and North America, 2000–2019



Percent change 2010–2019

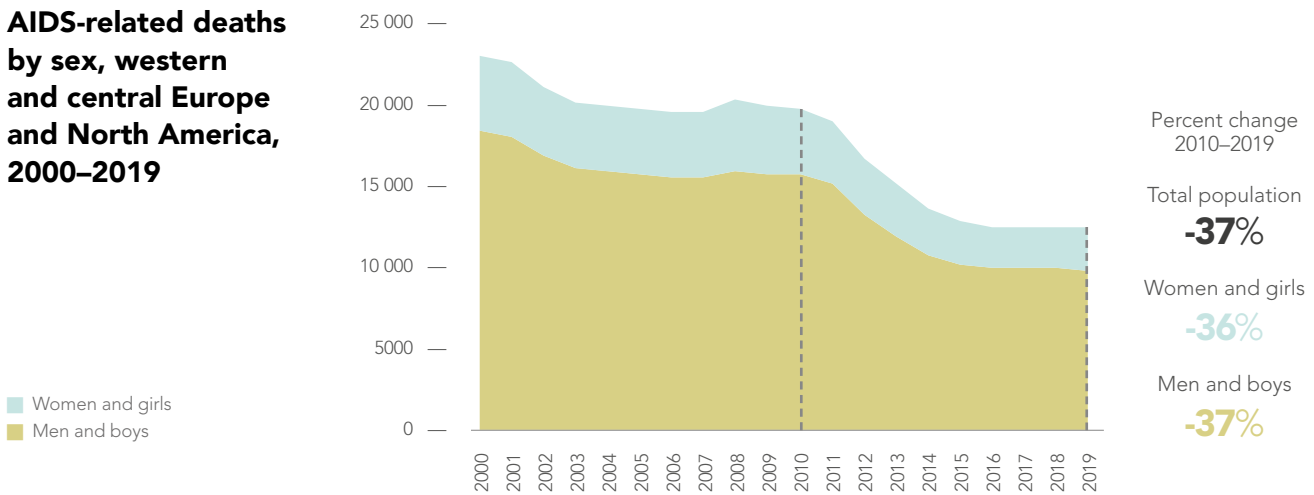
Total population **-15%**

Women and girls **-25%**

Men and boys **-12%**

Source: UNAIDS epidemiological estimates, 2020 (see <https://aidsinfo.unaids.org/>).

AIDS-related deaths by sex, western and central Europe and North America, 2000–2019



Percent change 2010–2019

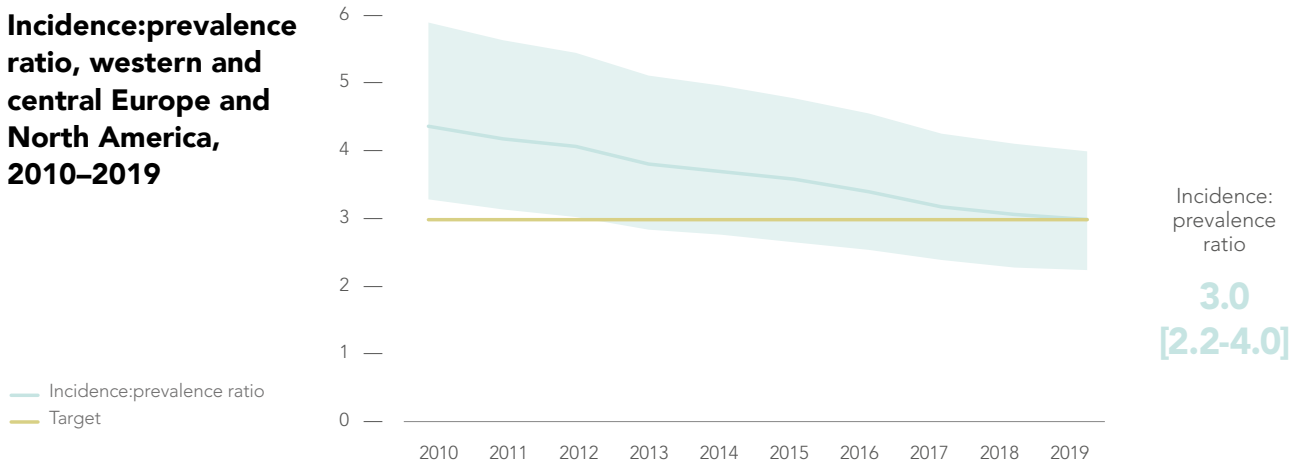
Total population **-37%**

Women and girls **-36%**

Men and boys **-37%**

Source: UNAIDS epidemiological estimates, 2020 (see <https://aidsinfo.unaids.org/>).

Incidence:prevalence ratio, western and central Europe and North America, 2010–2019

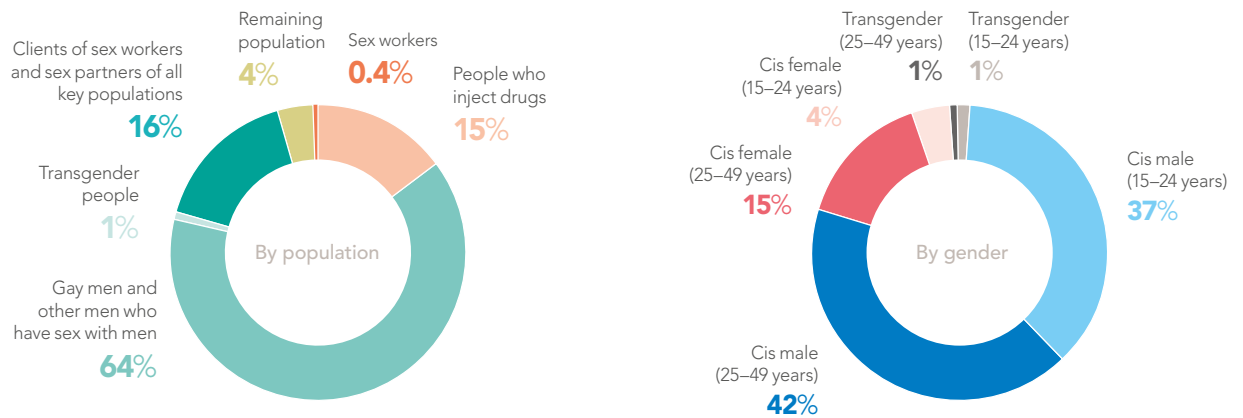


Incidence:prevalence ratio

3.0
[2.2-4.0]

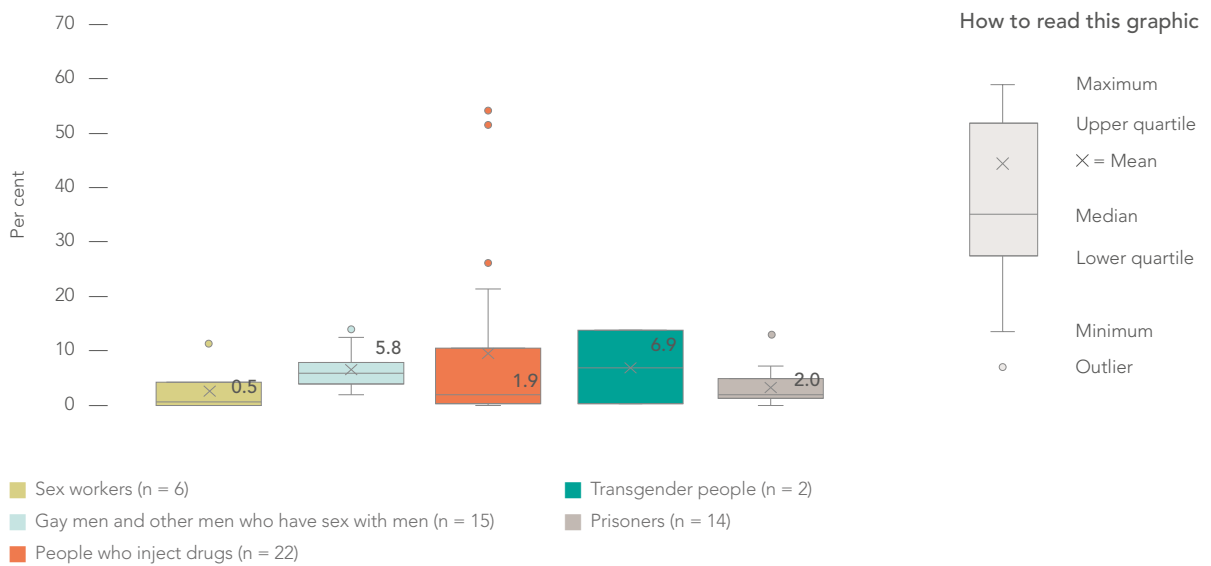
Source: UNAIDS epidemiological estimates, 2020 (see <https://aidsinfo.unaids.org/>).

Distribution of new HIV infections by population (aged 15–49 years), western and central Europe and North America, 2019



Source: UNAIDS special analysis, 2020 (see methods annex).

HIV prevalence among key populations, western and central Europe and North America, 2015–2019



Source: UNAIDS Global AIDS Monitoring, 2020 (see <https://aidsinfo.unaids.org/>)
 Note (n=number of countries reporting).

Estimated size of key populations, western and central Europe and North America, 2018–2019

Country	National adult population (15+), 2018	National adult population (15+), 2019	Sex workers	Sex workers as percentage of adult population (15+)	Gay men and other men who have sex with men	Gay men and other men who have sex with men as percentage of adult population (15+)	People who inject drugs	People who inject drugs as percentage of adult population (15+)	Transgender people	Transgender people as percentage of adult population (15+)	Prisoners	Prisoners as percentage of adult population (15+)
Canada	31 000 000	31 200 000									14 000	0.05%
Czechia	8 960 000	8 970 000									22 000	0.24%
Estonia	1 090 000	1 080 000									2100	0.19%
Israel	6 170 000	6 170 000										
Serbia	7 290 000	7 310 000										
United States of America	265 200 000	267 100 000							1 000 000	0.38%		

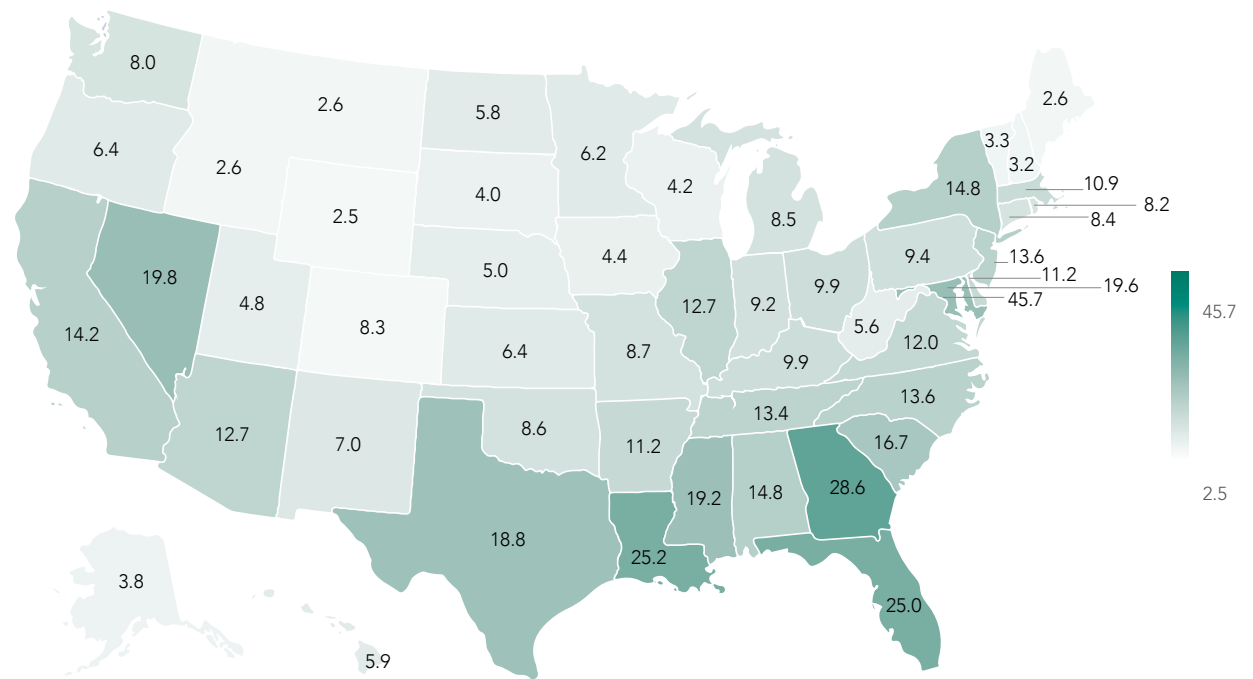
- National population size estimate
- Local population size estimate
- Insufficient data
- No data

Sources: UNAIDS Global AIDS Monitoring, 2020 (see <https://aidsinfo.unaids.org/>); Spectrum Demproj module, 2020.
 Note: Estimates shown are government-provided estimates reported in 2018–2019. Additional and alternative estimates may be available from different sources, including the Key Populations Atlas (<https://kpatlas.unaids.org/>), academic publications or institutional documents.



Credit: UNAIDS

Rate of HIV diagnoses, by state, United States of America, 2018

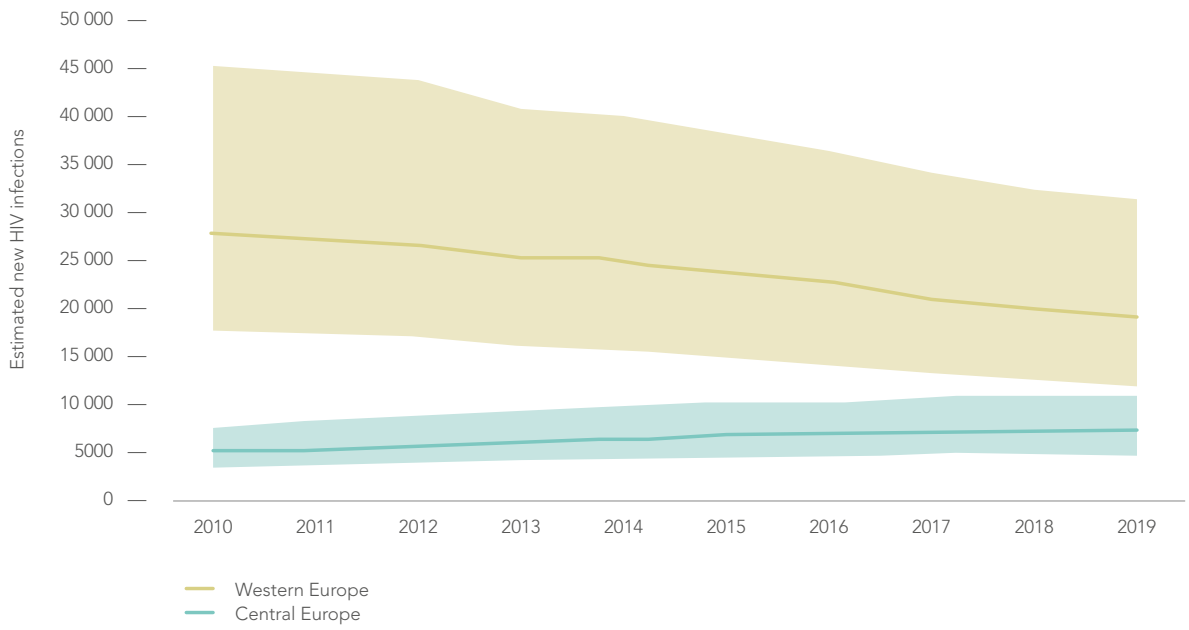


Source: Table 18. Diagnoses of HIV Infection, by Area of Residence, 2017 and 2018—United States and 6 Dependent Areas. In: Diagnoses of HIV Infection in the United States and Dependent Areas, 2018: Diagnoses [database]. Last reviewed 7 May 2020. Atlanta: United States Centers for Disease Control and Prevention; c2020 (<https://www.cdc.gov/hiv/library/reports/hiv-surveillance/vol-31/content/tables.html>).
Note: Rates are per 100 000 population and represent new HIV diagnoses amongst adults and adolescents (aged 13 years and older), 2018.

The HIV epidemics within both North America and western and central Europe have important geographic differences. New diagnoses continue to decline in the United States, but there is substantial variation by subpopulation, geography

and ethnicity. Many southern states have much higher rates of HIV diagnosis than the national average, as do California, Maryland, the District of Columbia, Nevada and New York.

Estimated new HIV infections in West and Centre Europe, by region, 2010–2019



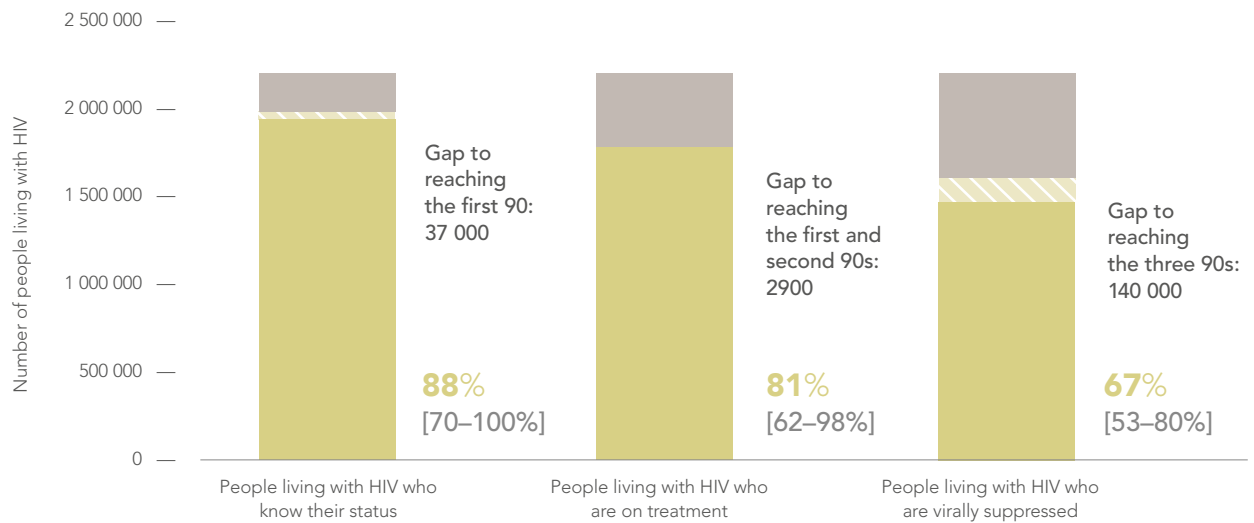
Note: The figure reflects the West and Centre subregions of the WHO European Region with the following modifications. The Centre subregion was modified to reflect the UNAIDS western and central Europe subregion: Estonia, Latvia and Lithuania are included, and Albania, Bosnia and Herzegovina, Montenegro and North Macedonia are excluded. Source: UNAIDS special analysis, 2020, using UNAIDS epidemiological estimates 2010–2020 (see methods section and <https://aidsinfo.unaids.org/>).

There are stark differences in the trends of new HIV infections in western Europe and central Europe. The 20 countries in the western part of the continent saw a 30% decline in infections between

2010 and 2019, while annual HIV infections in 14 countries in central Europe saw HIV infections rise by 45% over the same period.

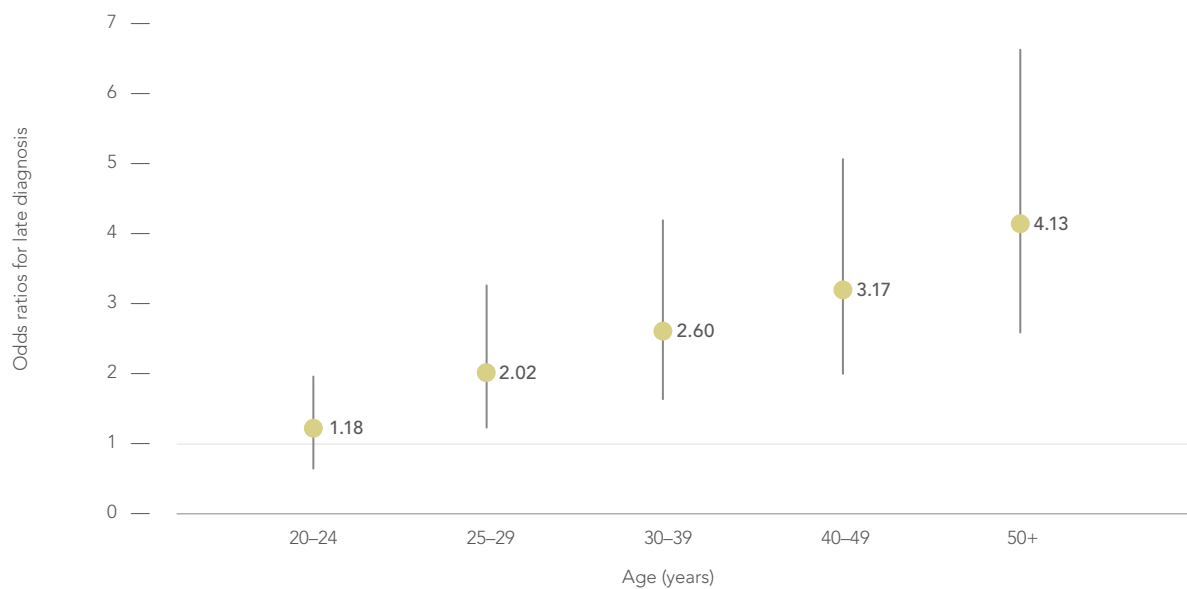
HIV testing and treatment

HIV testing and treatment cascade, western and central Europe and North America, 2019



Source: UNAIDS special analysis, 2020 (see methods annex).

Late HIV diagnosis among women, by age group, western Europe, 2018



Source: Mårdh O, Quinten C, Kuchukhidze G, Seguy N, Dara M, Amato-Gauci A et al. HIV among women in the WHO European Region – epidemiological trends and predictors of late diagnosis, 2009–2018. *Eurosurveillance*. 2019;24(48):pii=1900696.
 Note: Adjusted odds ratios with whiskers representing 95% confidence intervals. Late diagnosis defined as CD4 ≤350 cells/mm³ at diagnosis. Reference population is women diagnosed with HIV aged 15 to 19 years. Sample size = 3614.

More than half of women diagnosed with HIV in the World Health Organization (WHO) European Region in 2018 were diagnosed late, and late diagnosis was much more common among

older women living with HIV. Understanding the characteristics of women diagnosed with HIV can inform gender-sensitive prevention services, including PrEP and early testing and linkage to care.

90–90–90 country scorecard, western and central Europe and North America, 2019

	First 90: percentage of people living with HIV who know their status			Second 90: percentage of people who know their status who are on treatment			Third 90: percentage of people living with HIV on treatment who are virally suppressed			Viral load suppression: percentage of people living with HIV who are virally suppressed		
	All ages	Women (15 years and older)	Men (15 years and older)	All ages	Women (15 years and older)	Men (15 years and older)	All ages	Women (15 years and older)	Men (15 years and older)	All ages	Women (15 years and older)	Men (15 years and older)
Western and central Europe and North America	88	90	88	92	89	92	82	83	82	67	67	66
Andorra												
Austria												
Belgium												
Bulgaria	85	86	84	59	49	61	86	87	86	43	36	44
Canada												
Croatia	79											
Cyprus												
Czechia												
Denmark				95	96	94						
Estonia				71	71	70	90	90	90			
Finland												
France												
Germany				93	94	92	95	95	95			
Greece												
Hungary				62	64	61						
Iceland												
Ireland	90	90	90	89	88	88	96	96	96	76	76	76
Israel												
Italy												
Latvia												
Liechtenstein												
Lithuania	83	72	87	43	47	41	91	92	91	32	31	32
Luxembourg				89	90	89	89	86	90			
Malta												
Monaco							100	100	100			

Legend for 90–90–90

95% and above
90–94%
85–89%
70–84%
50–69%
Less than 50%

Legend for viral load suppression

86% and above
73–85%
65–72%
40–64%
25–39%
Less than 25%

Note: Selected data for western and central Europe provided by the European Centres for Disease Control and Prevention Dublin Declaration reporting. Estimates for 2019 except: Denmark, Italy, Portugal and Spain (2016); Croatia, Germany and Slovakia (2017); and Estonia, Hungary, Ireland, Luxembourg, Monaco, the Netherlands, and the United States (2018). Source: UNAIDS special analysis, 2020. European Centre for Disease Prevention and Control. Continuum of HIV care. Monitoring implementation of the Dublin Declaration on partnership to fight HIV/AIDS in Europe and Central Asia: 2018 progress report. Stockholm: ECDC; 2018.

	First 90: percentage of people living with HIV who know their status			Second 90: percentage of people who know their status who are on treatment			Third 90: percentage of people living with HIV on treatment who are virally suppressed			Viral load suppression: percentage of people living with HIV who are virally suppressed		
	All ages	Women (15 years and older)	Men (15 years and older)	All ages	Women (15 years and older)	Men (15 years and older)	All ages	Women (15 years and older)	Men (15 years and older)	All ages	Women (15 years and older)	Men (15 years and older)
Netherlands	91	96	89	94	91	94	98	96	98	83	84	82
Norway												
Poland												
Portugal				88	88	88	89	89	89			
Romania	86	84	88	79	76	78	80	80	80	54	51	55
San Marino												
Serbia	88	90	87	76	75	75	90	90	90	60	60	59
Slovakia				85	85	85						
Slovenia												
Spain	87	85	87	93	96	93	90	93	90	73	76	73
Sweden												
Switzerland	93			96			97			86		
Turkey												
United Kingdom of Great Britain and Northern Ireland												
United States of America	86	90	85									

Legend for 90-90-90

- 95% and above
- 90-94%
- 85-89%
- 70-84%
- 50-69%
- Less than 50%

Legend for viral load suppression

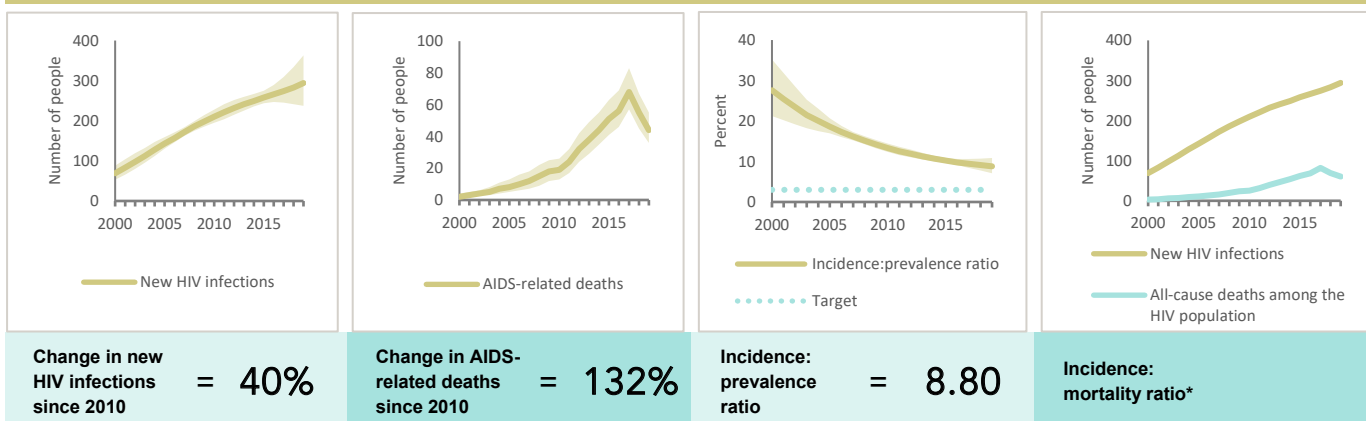
- 86% and above
- 73-85%
- 65-72%
- 40-64%
- 25-39%
- Less than 25%

BULGARIA

EPIDEMIC ESTIMATES

	2010	2015	2019
New HIV infections			
New HIV infections (all ages)	<500 [<200– <500]	<500 [<500– <500]	<500 [<500– <500]
New HIV infections (0–14)	... [...-...]	... [...-...]	... [...-...]
New HIV infections (women, 15+)	<100 [<100– <100]	<100 [<100– <100]	<100 [<100– <100]
New HIV infections (men, 15+)	<200 [<200– <200]	<500 [<500– <500]	<500 [<200– <500]
HIV incidence per 1000 population	0.03 [0.03–0.03]	0.04 [0.03–0.04]	0.04 [0.03–0.05]
AIDS-related deaths			
AIDS-related deaths (all ages)	<100 [<100– <100]	<100 [<100– <100]	<100 [<100– <100]
AIDS-related deaths (0–14)	... [...-...]	... [...-...]	... [...-...]
AIDS-related deaths (women, 15+)	<100 [<100– <100]	<100 [<100– <100]	<100 [<100– <100]
AIDS-related deaths (men, 15+)	<100 [<100– <100]	<100 [<100– <100]	<100 [<100– <100]
People living with HIV			
People living with HIV (all ages)	1600 [1400–1800]	2500 [2300–2800]	3300 [3000–3700]
People living with HIV (0–14)	... [...-...]	... [...-...]	... [...-...]
People living with HIV (women, 15+)	<500 [<500– <500]	600 [540–670]	680 [600–760]
People living with HIV (men, 15+)	1100 [1000–1300]	1900 [1700–2100]	2700 [2400–3000]
HIV prevalence (15–49)	<0.1 [<0.1– <0.1]	<0.1 [<0.1– <0.1]	<0.1 [<0.1– <0.1]

EPIDEMIC TRANSITION METRICS



* The incidence:mortality ratio is not published if the country has not achieved antiretroviral therapy coverage of 81% or higher (the testing and treatment target for 2020).

EXPENDITURES

	Financing sources					Total
	Domestic private	Domestic public	International: PEPFAR	International: Global Fund	International: all others	

Last available report: 2017

...

...

...

...

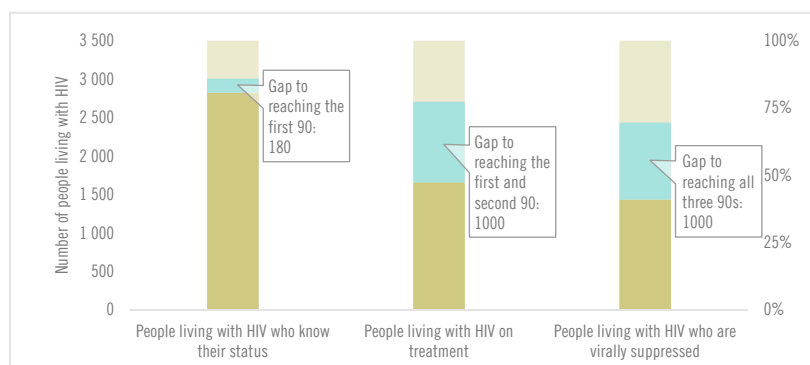
...

US\$ 20 128 659

Note: Global AIDS Monitoring report was not available at the time of publication.

COUNTRY DATA

HIV TESTING AND TREATMENT CASCADE



All ages	85% [75–94%]	50% [44–55%] 1 659	43% [38–48%]
Children (0–14)	...% [...–...%]	...% [...–...%]% [...–...%]
Women (15+)	86% [76–96%]	42% [37–47%] 284	36% [32–41%]
Men (15+)	84% [75–94%]	51% [46–57%] 1 366	44% [39–50%]

ELIMINATION OF MOTHER-TO-CHILD TRANSMISSION


	2010	2019
Percentage of pregnant women living with HIV accessing antiretroviral medicines	...% [...–...%]	...% [...–...%]
Final vertical transmission rate including during breastfeeding	...% [...–...%]	...% [...–...%]
Early infant diagnosis	...% [...–...%]	...% [...–...%]

CANADA

KEY POPULATIONS

	Sex workers	Men who have sex with men	People who inject drugs	Transgender people	Prisoners
Estimated size of population	14 000
HIV prevalence	...	6.7%	10.3%	...	1.0%
HIV testing and status awareness	...	8.9%	58.2%	...	
Antiretroviral therapy coverage	...	90.3%	97.8%
Condom use	...	17.2%	
Coverage of HIV prevention programmes	
Avoidance of health care because of stigma and discrimination	45.5%	...	
Expenditures in US\$

HIV TESTING AND TREATMENT CASCADE



HIV COMORBIDITIES

Estimated number of incident tuberculosis cases among people living with HIV (2018)	86 [28–180]
People living with HIV who started TB preventive therapy (2018)	...
Cervical cancer screening of women living with HIV	...
People coinfectd with HIV and hepatitis C virus starting hepatitis C treatment	...

HIV PREVENTION

Adults aged 15+ years with unsuppressed viral load	...
Knowledge of HIV prevention among young people aged 15–24 years	
— Women	...
— Men	...
Condom use at last sex with a non-marital, non-cohabiting partner among people aged 15–49 years	
— Women	...
— Men	...
Women aged 15–49 years who have their demand for family planning satisfied by modern methods	...
Men aged 15–49 years who are circumcised	Not applicable
Voluntary medical male circumcisions performed according to national standards	Not applicable
People who received PrEP at least once during the reporting period	...
Harm reduction	
— Use of sterile injecting equipment at last injection (2019)	92.3%
— Needles and syringes distributed per person who injects	...
— Coverage of opioid substitution therapy	...
— Naloxone available (2019)	Yes
— Safe injection rooms available (2019)	Yes

EXPENDITURES

	Financing sources					Total
	Domestic private	Domestic public	International: PEPFAR	International: Global Fund	International: all others	
Last available report:

Note: HIV epidemiological estimates were not available at the time of publication.

COUNTRY DATA

LAWS AND POLICIES

Laws criminalizing the transmission of, non-disclosure of or exposure to HIV transmission	No, but prosecutions exist based on general criminal laws
Criminalization of sex work among consenting adults	Any criminalization or punitive regulation of sex work
Criminalization of same-sex sexual acts	Laws penalizing same-sex sexual acts have been decriminalized or never existed
Drug use or possession for personal use is an offence	Possession of drugs for personal use or drug use and/or consumption are specified as criminal offences
Criminalization of transgender people	Neither criminalized nor prosecuted
Laws or policies restricting the entry, stay and residence of people living with HIV	No
Parental consent for adolescents to access HIV testing	No
Spousal consent for married women to access sexual and reproductive health services	No
Mandatory HIV testing for marriage, work or residence permits or for certain groups	Yes

STIGMA AND DISCRIMINATION

Percentage of women and men aged 15–49 years who report discriminatory attitudes towards people living with HIV

Percentage of people living with HIV denied health services because of their HIV status in the last 12 months

Percentage of people living with HIV who reported a health-care professional told others about their HIV status without their consent

VIOLENCE

Proportion of ever-married or partnered women aged 15–49 years who experienced physical or sexual violence from a male intimate partner in the past 12 months

2014

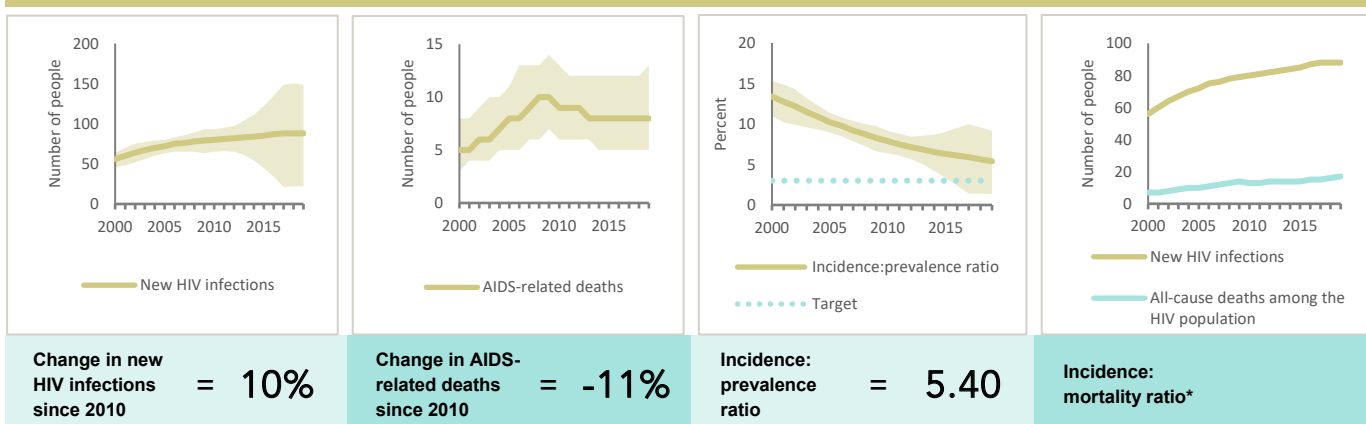
1.7

CROATIA

EPIDEMIC ESTIMATES

	2010	2015	2019
New HIV infections			
New HIV infections (all ages)	<100 [<100– <100]	<100 [<100– <200]	<100 [<100– <200]
New HIV infections (0–14)	... [...-...]	... [...-...]	... [...-...]
New HIV infections (women, 15+)	... [...-...]	... [...-...]	... [...-...]
New HIV infections (men, 15+)	... [...-...]	... [...-...]	... [...-...]
HIV incidence per 1000 population	0.02 [0.02–0.02]	0.02 [0.01–0.03]	0.02 [<0.01–0.04]
AIDS-related deaths			
AIDS-related deaths (all ages)	<100 [<100– <100]	<100 [<100– <100]	<100 [<100– <100]
AIDS-related deaths (0–14)	... [...-...]	... [...-...]	... [...-...]
AIDS-related deaths (women, 15+)	... [...-...]	... [...-...]	... [...-...]
AIDS-related deaths (men, 15+)	... [...-...]	... [...-...]	... [...-...]
People living with HIV			
People living with HIV (all ages)	1000 [860–1100]	1400 [1100–1600]	1600 [1100–2100]
People living with HIV (0–14)	... [...-...]	... [...-...]	... [...-...]
People living with HIV (women, 15+)	... [...-...]	... [...-...]	... [...-...]
People living with HIV (men, 15+)	... [...-...]	... [...-...]	... [...-...]
HIV prevalence (15–49)	<0.1 [<0.1– <0.1]	<0.1 [<0.1– <0.1]	<0.1 [<0.1– <0.1]

EPIDEMIC TRANSITION METRICS



* The incidence:mortality ratio is not published if the country has not achieved antiretroviral therapy coverage of 81% or higher (the testing and treatment target for 2020).

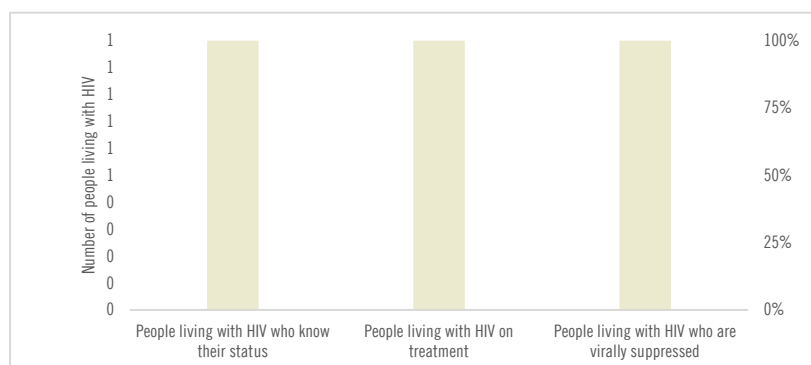
EXPENDITURES

	Financing sources					Total
	Domestic private	Domestic public	International: PEPFAR	International: Global Fund	International: all others	
Last available report: 2013	...	US\$ 14 362 023	US\$ 14 363 785

Note: Global AIDS Monitoring report was not available at the time of publication.

COUNTRY DATA

HIV TESTING AND TREATMENT CASCADE



Category	People living with HIV who know their status	People living with HIV on treatment	People living with HIV who are virally suppressed
All ages	...% [...-...%]	...% [...-...%]% [...-...%]
Children (0–14)	...% [...-...%]	...% [...-...%]% [...-...%]
Women (15+)	...% [...-...%]	...% [...-...%]% [...-...%]
Men (15+)	...% [...-...%]	...% [...-...%]% [...-...%]

ELIMINATION OF MOTHER-TO-CHILD TRANSMISSION

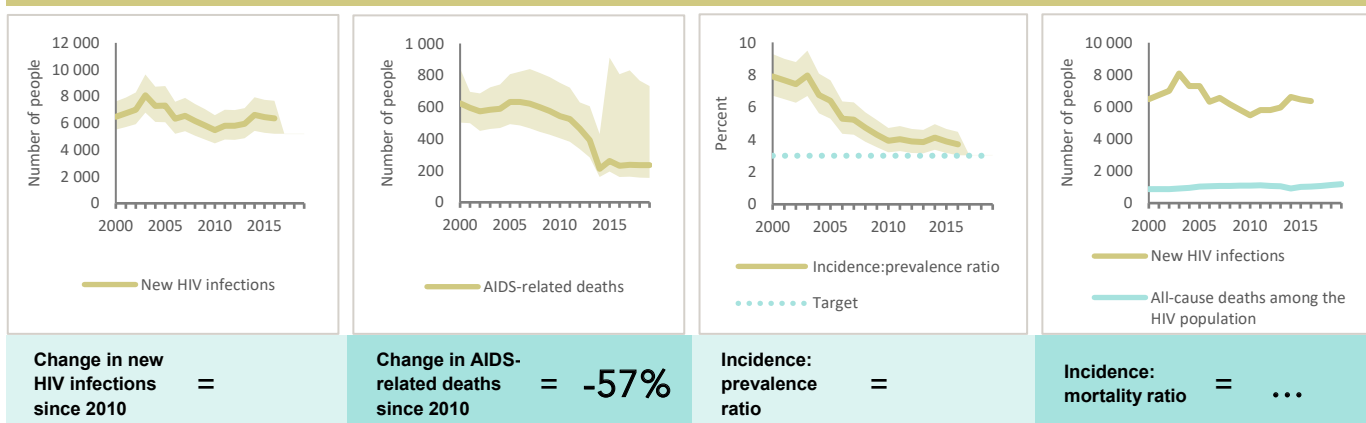
	2010	2019
Percentage of pregnant women living with HIV accessing antiretroviral medicines	...% [...-...%]	...% [...-...%]
Final vertical transmission rate including during breastfeeding	...% [...-...%]	...% [...-...%]
Early infant diagnosis	...% [...-...%]	...% [...-...%]

FRANCE

EPIDEMIC ESTIMATES

	2010	2015	2019
New HIV infections			
New HIV infections (all ages)	5500 [4500–6600]	6500 [5300–7700]	... [...-...]
New HIV infections (0–14)	<100 [<100– <100]	<100 [<100– <100]	... [...-...]
New HIV infections (women, 15+)	... [...-...]	... [...-...]	... [...-...]
New HIV infections (men, 15+)	... [...-...]	... [...-...]	... [...-...]
HIV incidence per 1000 population	0.08 [0.07–0.1]	0.1 [0.08–0.12]	... [...-...]
AIDS-related deaths			
AIDS-related deaths (all ages)	540 [<500–750]	<500 [<200–910]	<500 [<200–730]
AIDS-related deaths (0–14)	<100 [<100– <100]	<100 [<100– <100]	<100 [<100– <100]
AIDS-related deaths (women, 15+)	... [...-...]	... [...-...]	... [...-...]
AIDS-related deaths (men, 15+)	... [...-...]	... [...-...]	... [...-...]
People living with HIV			
People living with HIV (all ages)	140 000 [120 000–170 000]	170 000 [140 000–200 000]	190 000 [160 000–220 000]
People living with HIV (0–14)	<200 [<200– <500]	<500 [<500– <500]	<500 [<500– <500]
People living with HIV (women, 15+)	... [...-...]	... [...-...]	... [...-...]
People living with HIV (men, 15+)	... [...-...]	... [...-...]	... [...-...]
HIV prevalence (15–49)	0.3 [0.3–0.4]	0.3 [0.3–0.4]	0.3 [0.3–0.4]

EPIDEMIC TRANSITION METRICS



EXPENDITURES

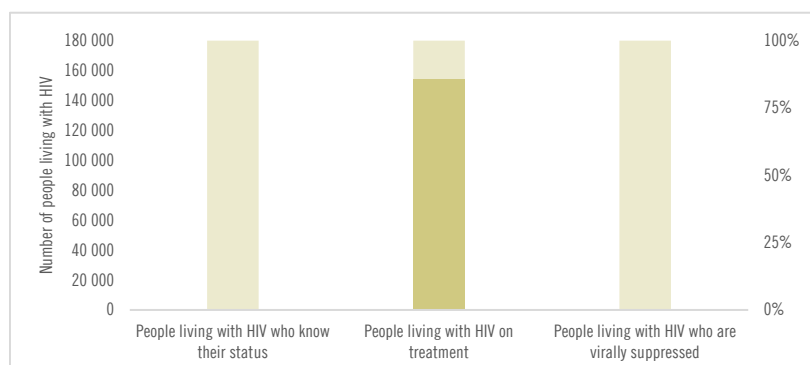
	Financing sources					Total
	Domestic private	Domestic public	International: PEPFAR	International: Global Fund	International: all others	

Last available report: ...

Note: Global AIDS Monitoring report was not available at the time of publication.

COUNTRY DATA

HIV TESTING AND TREATMENT CASCADE



All ages	...% [...-...%]	82% [69-96%] 154 191	...% [...-...%]
Children (0-14)	...% [...-...%]	100% [89-100%] 239	...% [...-...%]
Women (15+)	...% [...-...%]	...% [...-...%]% [...-...%]
Men (15+)	...% [...-...%]	...% [...-...%]% [...-...%]

ELIMINATION OF MOTHER-TO-CHILD TRANSMISSION

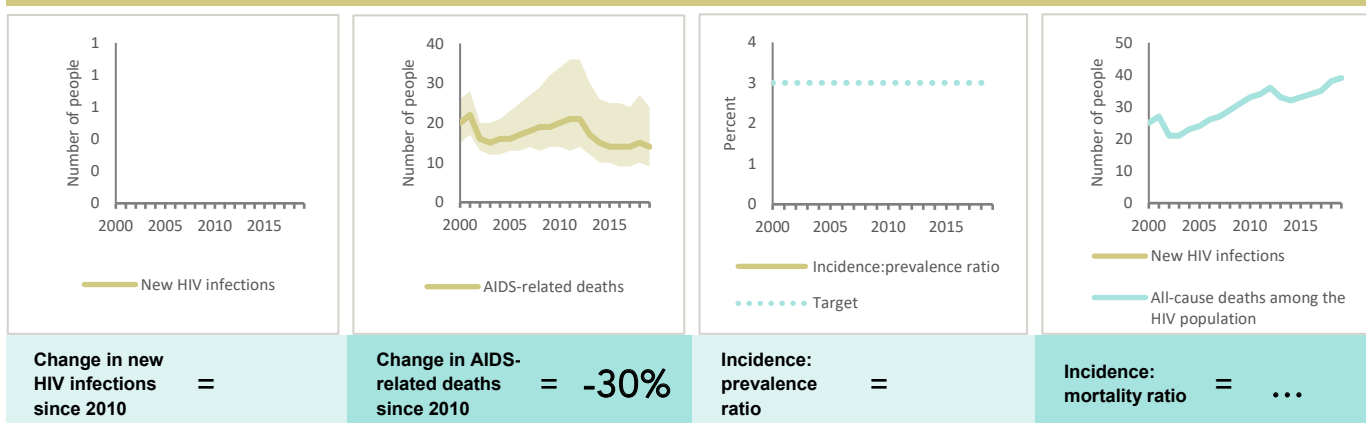
	2010	2019
Percentage of pregnant women living with HIV accessing antiretroviral medicines	100% [88-100%]	100% [79-100%]
Final vertical transmission rate including during breastfeeding	3% [2-3%]	...% [...-...%]
Early infant diagnosis	...% [...-...%]	...% [...-...%]

IRELAND

EPIDEMIC ESTIMATES

	2010	2015	2019
New HIV infections			
New HIV infections (all ages)	... [...-...]	... [...-...]	... [...-...]
New HIV infections (0–14)	... [...-...]	... [...-...]	... [...-...]
New HIV infections (women, 15+)	... [...-...]	... [...-...]	... [...-...]
New HIV infections (men, 15+)	... [...-...]	... [...-...]	... [...-...]
HIV incidence per 1000 population	... [...-...]	... [...-...]	... [...-...]
AIDS-related deaths			
AIDS-related deaths (all ages)	<100 [<100– <100]	<100 [<100– <100]	<100 [<100– <100]
AIDS-related deaths (0–14)	... [...-...]	... [...-...]	... [...-...]
AIDS-related deaths (women, 15+)	<100 [<100– <100]	<100 [<100– <100]	<100 [<100– <100]
AIDS-related deaths (men, 15+)	<100 [<100– <100]	<100 [<100– <100]	<100 [<100– <100]
People living with HIV			
People living with HIV (all ages)	4800 [3900–5600]	6200 [5100–7300]	7500 [6200–8800]
People living with HIV (0–14)	... [...-...]	... [...-...]	... [...-...]
People living with HIV (women, 15+)	1700 [1400–1900]	2000 [1600–2300]	2200 [1900–2600]
People living with HIV (men, 15+)	3100 [2500–3700]	4300 [3400–5100]	5300 [4200–6300]
HIV prevalence (15–49)	0.1 [0.1–0.2]	0.2 [0.2–0.2]	0.2 [0.2–0.2]

EPIDEMIC TRANSITION METRICS



EXPENDITURES

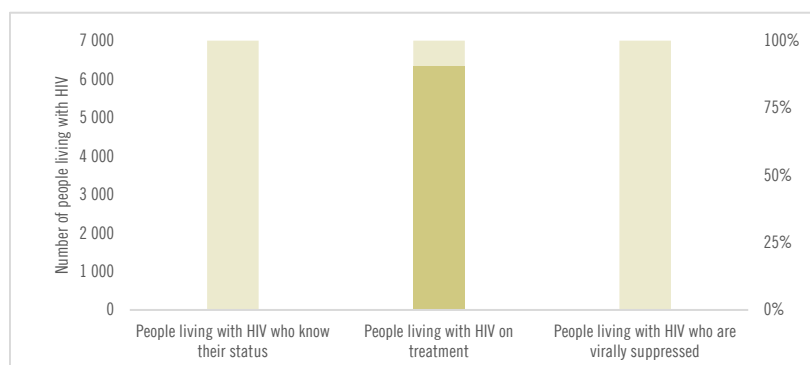
	Financing sources					Total
	Domestic private	Domestic public	International: PEPFAR	International: Global Fund	International: all others	

Last available report: ...

Note: Global AIDS Monitoring report was not available at the time of publication.

COUNTRY DATA

HIV TESTING AND TREATMENT CASCADE



All ages	...% [...-...%]	84% [69–98%] 6 324	...% [...-...%]
Children (0–14)	...% [...-...%]	...% [...-...%]% [...-...%]
Women (15+)	...% [...-...%]	83% [70–96%] 1 827	...% [...-...%]
Men (15+)	...% [...-...%]	84% [67–100%] 4 473	...% [...-...%]

ELIMINATION OF MOTHER-TO-CHILD TRANSMISSION


	2010	2019
Percentage of pregnant women living with HIV accessing antiretroviral medicines	...% [...-...%]	...% [...-...%]
Final vertical transmission rate including during breastfeeding	...% [...-...%]	...% [...-...%]
Early infant diagnosis	...% [...-...%]	...% [...-...%]

ISRAEL

KEY POPULATIONS

	Sex workers	Men who have sex with men	People who inject drugs	Transgender people	Prisoners
Estimated size of population
HIV prevalence
HIV testing and status awareness
Antiretroviral therapy coverage	...	78.4%	78.8%
Condom use
Coverage of HIV prevention programmes
Avoidance of health care because of stigma and discrimination
Expenditures in US\$

HIV TESTING AND TREATMENT CASCADE



EXPENDITURES

	Financing sources					Total
	Domestic private	Domestic public	International: PEPFAR	International: Global Fund	International: all others	
Last available report:

HIV COMORBIDITIES

Estimated number of incident tuberculosis cases among people living with HIV (2018)	14 [7–24]
People living with HIV who started TB preventive therapy (2018)	...
Cervical cancer screening of women living with HIV	...
People coinfectd with HIV and hepatitis C virus starting hepatitis C treatment	...

HIV PREVENTION

Adults aged 15+ years with unsuppressed viral load	...
Knowledge of HIV prevention among young people aged 15–24 years	...
— Women	...
— Men	...
Condom use at last sex with a non-marital, non-cohabiting partner among people aged 15–49 years	...
— Women	...
— Men	...
Women aged 15–49 years who have their demand for family planning satisfied by modern methods	...
Men aged 15–49 years who are circumcised	Not applicable
Voluntary medical male circumcisions performed according to national standards	Not applicable
People who received PrEP at least once during the reporting period	...
Harm reduction	...
— Use of sterile injecting equipment at last injection	...
— Needles and syringes distributed per person who injects (2018)	14
— Coverage of opioid substitution therapy	...
— Naloxone available (2019)	Yes
— Safe injection rooms available (2019)	No

Note: HIV epidemiological estimates were not available at the time of publication.

COUNTRY DATA

LAWS AND POLICIES

Laws criminalizing the transmission of, non-disclosure of or exposure to HIV transmission	No, but prosecutions exist based on general criminal laws
Criminalization of sex work among consenting adults	Any criminalization or punitive regulation of sex work
Criminalization of same-sex sexual acts	Laws penalizing same-sex sexual acts have been decriminalized or never existed
Drug use or possession for personal use is an offence	...
Criminalization of transgender people	Neither criminalized nor prosecuted
Laws or policies restricting the entry, stay and residence of people living with HIV	Require HIV testing or disclosure for some permits
Parental consent for adolescents to access HIV testing	Yes, for adolescents younger than 14 years
Spousal consent for married women to access sexual and reproductive health services	No
Mandatory HIV testing for marriage, work or residence permits or for certain groups	Yes

STIGMA AND DISCRIMINATION

Percentage of women and men aged 15–49 years who report discriminatory attitudes towards people living with HIV

Percentage of people living with HIV denied health services because of their HIV status in the last 12 months

Percentage of people living with HIV who reported a health-care professional told others about their HIV status without their consent

VIOLENCE

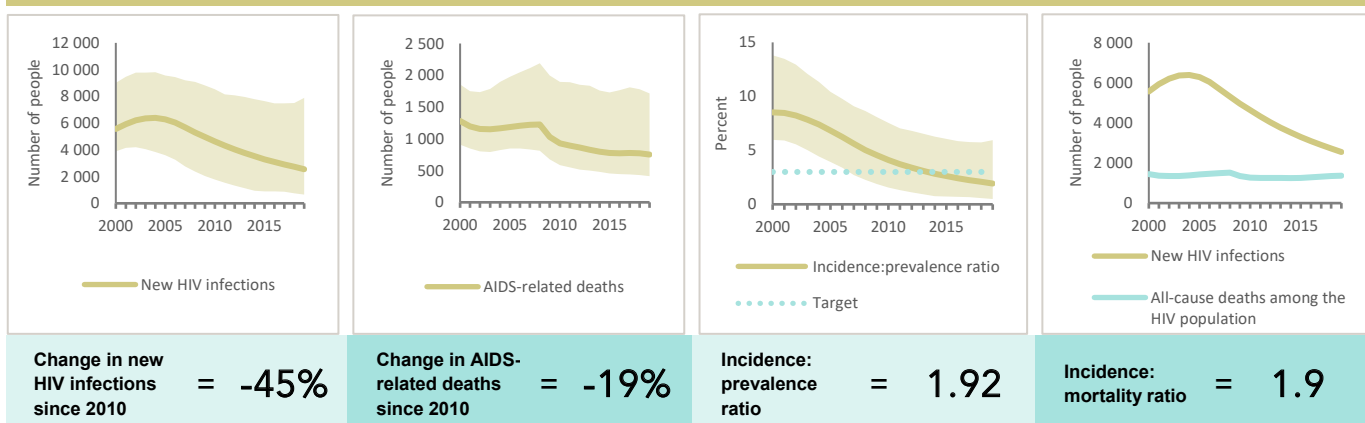
Proportion of ever-married or partnered women aged 15–49 years who experienced physical or sexual violence from a male intimate partner in the past 12 months

ITALY

EPIDEMIC ESTIMATES

	2010	2015	2019
New HIV infections			
New HIV infections (all ages)	4600 [1800–8500]	3300 [900–7600]	2500 [650–7900]
New HIV infections (0–14)	<100 [<100– <100]	<100 [<100– <100]	<100 [<100– <100]
New HIV infections (women, 15+)	1300 [510–2200]	910 [<500–1900]	700 [<200–1900]
New HIV infections (men, 15+)	3300 [1300–6200]	2300 [610–5500]	1800 [<500–5800]
HIV incidence per 1000 population	0.08 [0.03–0.14]	0.06 [0.02–0.13]	0.04 [0.01–0.13]
AIDS-related deaths			
AIDS-related deaths (all ages)	930 [590–1900]	780 [<500–1700]	750 [<500–1700]
AIDS-related deaths (0–14)	<100 [<100– <100]	<100 [<100– <100]	<100 [<100– <100]
AIDS-related deaths (women, 15+)	<500 [<200– <500]	<200 [<200– <500]	<200 [<100– <500]
AIDS-related deaths (men, 15+)	700 [<500–1500]	580 [<500–1400]	560 [<500–1400]
People living with HIV			
People living with HIV (all ages)	110 000 [72 000–170 000]	130 000 [72 000–190 000]	130 000 [71 000–210 000]
People living with HIV (0–14)	<200 [<100– <500]	<500 [<200– <500]	<500 [<100– <500]
People living with HIV (women, 15+)	32 000 [23 000–47 000]	37 000 [23 000–55 000]	39 000 [23 000–60 000]
People living with HIV (men, 15+)	80 000 [52 000–120 000]	89 000 [50 000–130 000]	93 000 [47 000–150 000]
HIV prevalence (15–49)	0.3 [0.2–0.4]	0.3 [0.1–0.4]	0.2 [0.1–0.4]

EPIDEMIC TRANSITION METRICS



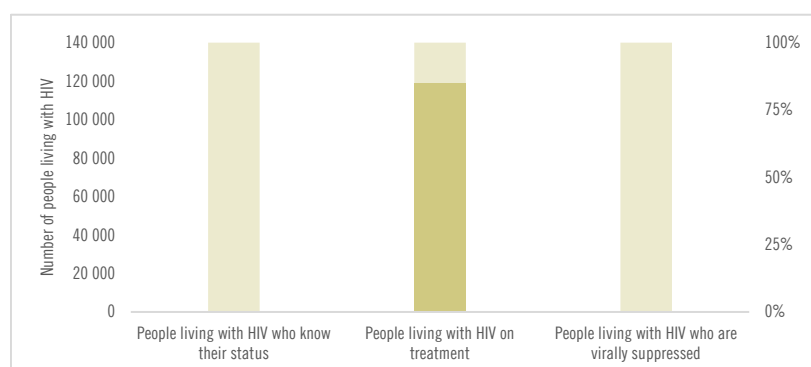
EXPENDITURES

	Financing sources					Total
	Domestic private	Domestic public	International: PEPFAR	International: Global Fund	International: all others	
Last available report: 2011	...	US\$ 508 145 475	US\$ 508 145 475

Note: Global AIDS Monitoring report was not available at the time of publication.

COUNTRY DATA

HIV TESTING AND TREATMENT CASCADE



All ages	...% [...-...%]	90% [48-100%] 118 804	...% [...-...%]
Children (0-14)	...% [...-...%]	83% [38-100%] 171	...% [...-...%]
Women (15+)	...% [...-...%]	91% [53-100%] 35 295	...% [...-...%]
Men (15+)	...% [...-...%]	89% [45-100%] 83 338	...% [...-...%]

ELIMINATION OF MOTHER-TO-CHILD TRANSMISSION

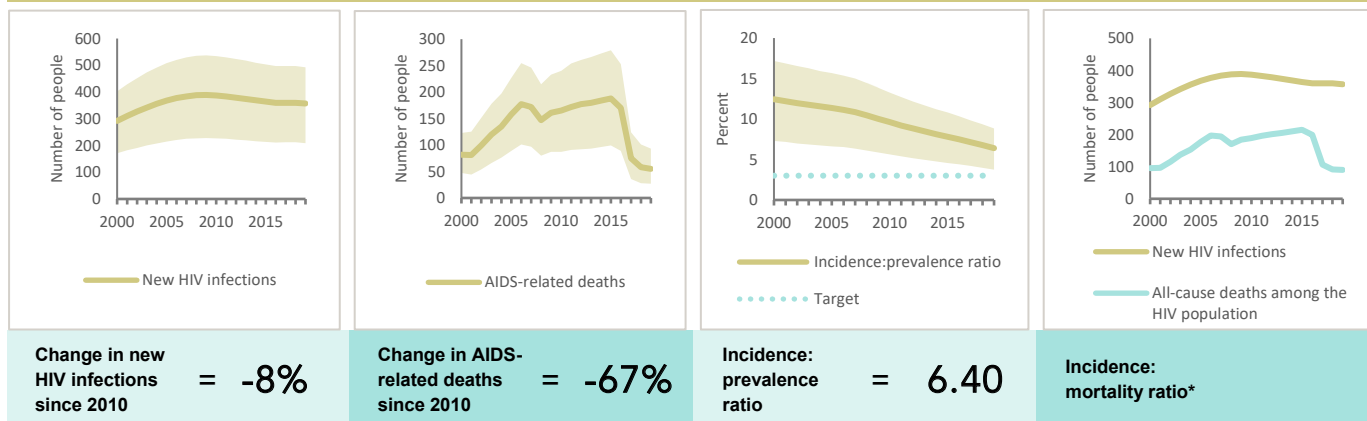
	2010	2019
Percentage of pregnant women living with HIV accessing antiretroviral medicines	89% [61-100%]	100% [46-100%]
Final vertical transmission rate including during breastfeeding	6% [4-11%]	4% [3-5%]
Early infant diagnosis	...% [...-...%]	...% [...-...%]

LATVIA

EPIDEMIC ESTIMATES

	2010	2015	2019
New HIV infections			
New HIV infections (all ages)	<500 [<500–530]	<500 [<500–500]	<500 [<500– <500]
New HIV infections (0–14)	... [...–...]	... [...–...]	... [...–...]
New HIV infections (women, 15+)	<200 [<100– <200]	<200 [<100– <200]	<200 [<100– <200]
New HIV infections (men, 15+)	<500 [<200– <500]	<500 [<200– <500]	<500 [<200– <500]
HIV incidence per 1000 population	0.18 [0.11–0.25]	0.18 [0.11–0.26]	0.19 [0.11–0.26]
AIDS-related deaths			
AIDS-related deaths (all ages)	<200 [<100– <500]	<200 [<100– <500]	<100 [<100– <100]
AIDS-related deaths (0–14)	... [...–...]	... [...–...]	... [...–...]
AIDS-related deaths (women, 15+)	<100 [<100– <100]	<100 [<100– <100]	<100 [<100– <100]
AIDS-related deaths (men, 15+)	<200 [<100– <200]	<200 [<100– <200]	<100 [<100– <100]
People living with HIV			
People living with HIV (all ages)	4000 [2400–5500]	4700 [2900–6300]	5600 [3500–7400]
People living with HIV (0–14)	... [...–...]	... [...–...]	... [...–...]
People living with HIV (women, 15+)	1200 [750–1700]	1400 [870–1900]	1700 [1100–2300]
People living with HIV (men, 15+)	2800 [1700–3800]	3200 [2000–4400]	3800 [2400–5100]
HIV prevalence (15–49)	0.3 [0.2–0.4]	0.4 [0.2–0.5]	0.5 [0.3–0.6]

EPIDEMIC TRANSITION METRICS



* The incidence:mortality ratio is not published if the country has not achieved antiretroviral therapy coverage of 81% or higher (the testing and treatment target for 2020).

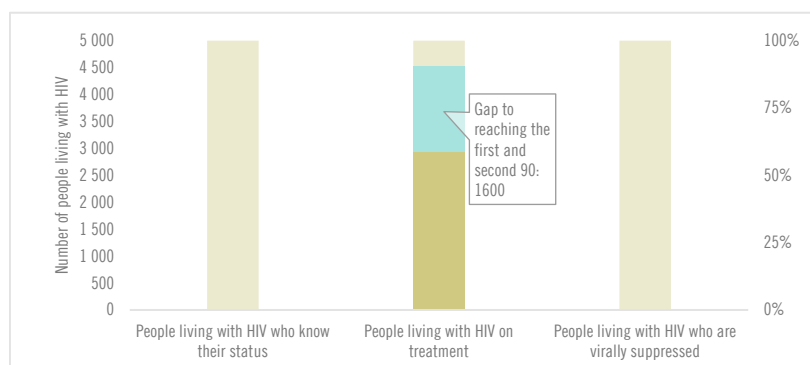
EXPENDITURES

	Financing sources					Total
	Domestic private	Domestic public	International: PEPFAR	International: Global Fund	International: all others	
Last available report: 2017	US\$ 14 133 472

Note: Global AIDS Monitoring report was not available at the time of publication.

COUNTRY DATA

HIV TESTING AND TREATMENT CASCADE



All ages	...% [...-...%]	53% [32–70%] 2 931	...% [...-...%]
Children (0–14)	...% [...-...%]	...% [...-...%]% [...-...%]
Women (15+)	...% [...-...%]	61% [37–81%] 1 063	...% [...-...%]
Men (15+)	...% [...-...%]	48% [29–63%] 1 819	...% [...-...%]

ELIMINATION OF MOTHER-TO-CHILD TRANSMISSION

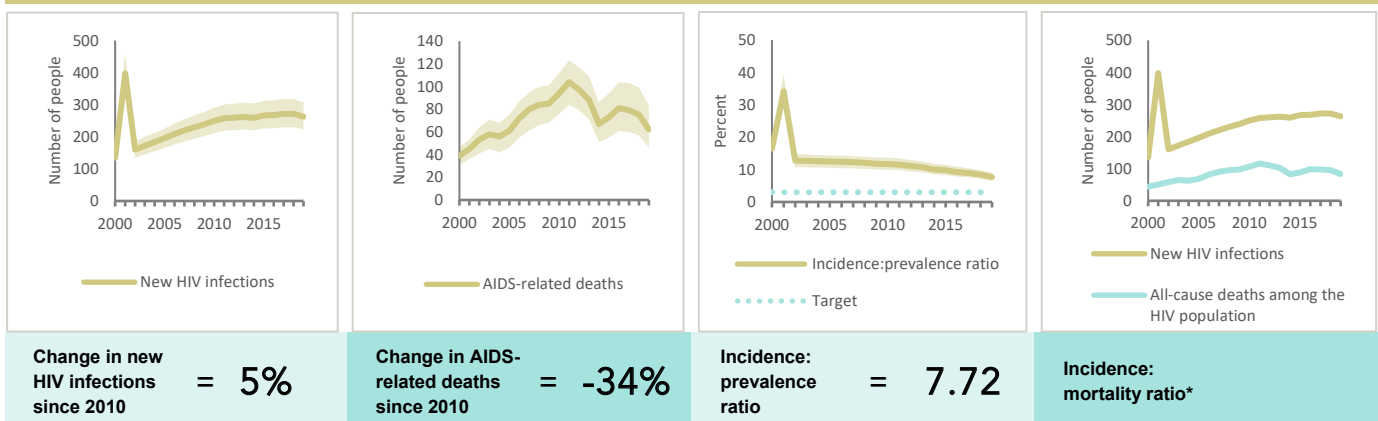
	2010	2019
Percentage of pregnant women living with HIV accessing antiretroviral medicines	...% [...-...%]	...% [...-...%]
Final vertical transmission rate including during breastfeeding	...% [...-...%]	...% [...-...%]
Early infant diagnosis	...% [...-...%]	...% [...-...%]

LITHUANIA

EPIDEMIC ESTIMATES

	2010	2015	2019
New HIV infections			
New HIV infections (all ages)	<500 [<500– <500]	<500 [<500– <500]	<500 [<500– <500]
New HIV infections (0–14)	... [...–...]	... [...–...]	... [...–...]
New HIV infections (women, 15+)	<100 [<100– <100]	<100 [<100– <100]	<100 [<100– <100]
New HIV infections (men, 15+)	<200 [<200– <500]	<500 [<200– <500]	<500 [<200– <500]
HIV incidence per 1000 population	0.08 [0.07–0.09]	0.09 [0.08–0.11]	0.09 [0.08–0.11]
AIDS-related deaths			
AIDS-related deaths (all ages)	<100 [<100– <200]	<100 [<100– <100]	<100 [<100– <100]
AIDS-related deaths (0–14)	... [...–...]	... [...–...]	... [...–...]
AIDS-related deaths (women, 15+)	<100 [<100– <100]	<100 [<100– <100]	<100 [<100– <100]
AIDS-related deaths (men, 15+)	<100 [<100– <100]	<100 [<100– <100]	<100 [<100– <100]
People living with HIV			
People living with HIV (all ages)	2100 [1800–2600]	2700 [2300–3300]	3400 [2900–4000]
People living with HIV (0–14)	... [...–...]	... [...–...]	... [...–...]
People living with HIV (women, 15+)	620 [520–750]	740 [630–880]	860 [730–1000]
People living with HIV (men, 15+)	1500 [1300–1800]	2000 [1700–2400]	2500 [2200–3000]
HIV prevalence (15–49)	0.1 [<0.1–0.1]	0.2 [0.1–0.2]	0.2 [0.2–0.2]

EPIDEMIC TRANSITION METRICS



* The incidence:mortality ratio is not published if the country has not achieved antiretroviral therapy coverage of 81% or higher (the testing and treatment target for 2020).

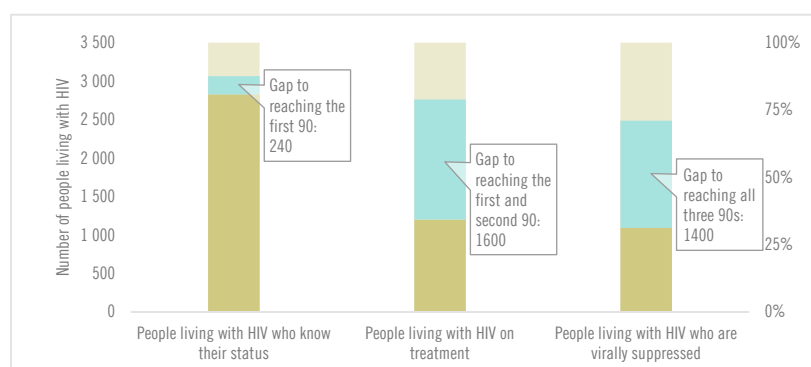
EXPENDITURES

	Financing sources					Total
	Domestic private	Domestic public	International: PEPFAR	International: Global Fund	International: all others	
Last available report: 2012	...	US\$ 2 496 551	US\$ 2 496 551

Note: Global AIDS Monitoring report was not available at the time of publication.

COUNTRY DATA

HIV TESTING AND TREATMENT CASCADE



All ages	83% [71–98%]	35% [30–42%] 1 202	32% [27–38%]
Children (0–14)	...% [...–...%]	...% [...–...%]% [...–...%]
Women (15+)	72% [61–85%]	33% [29–40%] 287	31% [26–36%]
Men (15+)	87% [74–100%]	36% [31–43%] 910	32% [28–39%]

ELIMINATION OF MOTHER-TO-CHILD TRANSMISSION

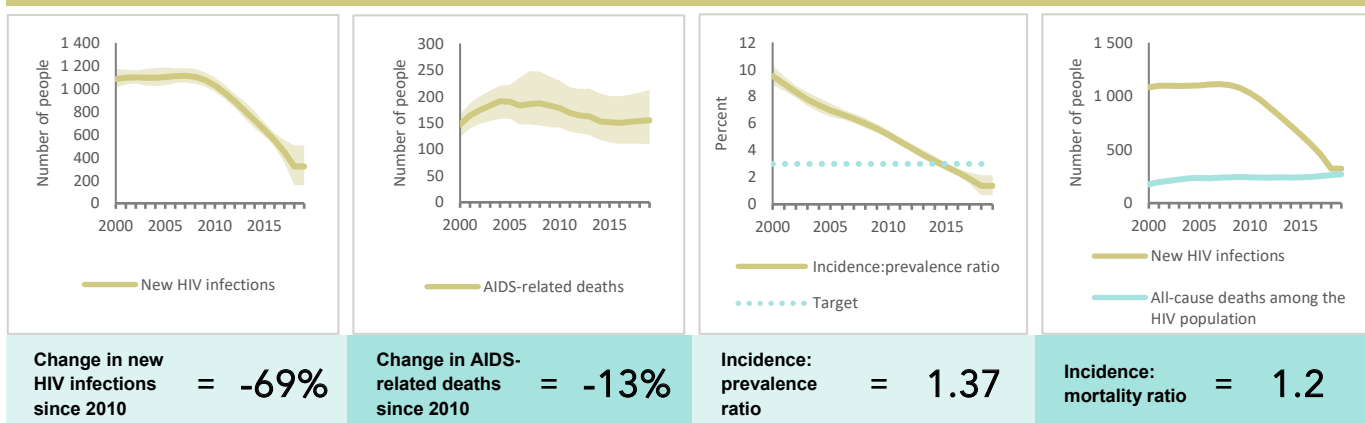
	2010	2019
Percentage of pregnant women living with HIV accessing antiretroviral medicines	...% [...–...%]	...% [...–...%]
Final vertical transmission rate including during breastfeeding	...% [...–...%]	...% [...–...%]
Early infant diagnosis	...% [...–...%]	...% [...–...%]

NETHERLANDS

EPIDEMIC ESTIMATES

	2010	2015	2019
New HIV infections			
New HIV infections (all ages)	1000 [970–1100]	640 [590–700]	<500 [<200–510]
New HIV infections (0–14)	<100 [<100– <100]	<100 [<100– <100]	<100 [<100– <100]
New HIV infections (women, 15+)	<200 [<200– <500]	<200 [<200– <200]	<100 [<100– <100]
New HIV infections (men, 15+)	830 [780–890]	520 [<500–570]	<500 [<200– <500]
HIV incidence per 1000 population	0.06 [0.06–0.07]	0.04 [0.03–0.04]	0.02 [<0.01–0.03]
AIDS-related deaths			
AIDS-related deaths (all ages)	<200 [<200– <500]	<200 [<200– <500]	<200 [<200– <500]
AIDS-related deaths (0–14)	<100 [<100– <100]	<100 [<100– <100]	<100 [<100– <100]
AIDS-related deaths (women, 15+)	<100 [<100– <100]	<100 [<100– <100]	<100 [<100– <100]
AIDS-related deaths (men, 15+)	<200 [<200– <200]	<200 [<100– <200]	<200 [<100– <200]
People living with HIV			
People living with HIV (all ages)	20 000 [18 000–22 000]	23 000 [21 000–25 000]	24 000 [21 000–26 000]
People living with HIV (0–14)	<100 [<100– <100]	<100 [<100– <100]	<100 [<100– <100]
People living with HIV (women, 15+)	3400 [3100–3700]	4000 [3600–4300]	4100 [3700–4500]
People living with HIV (men, 15+)	17 000 [15 000–18 000]	19 000 [17 000–20 000]	19 000 [17 000–21 000]
HIV prevalence (15–49)	0.2 [0.1–0.2]	0.2 [0.1–0.2]	0.2 [0.1–0.2]

EPIDEMIC TRANSITION METRICS



EXPENDITURES

	Financing sources					Total
	Domestic private	Domestic public	International: PEPFAR	International: Global Fund	International: all others	

Last available report:

...

...

...

...

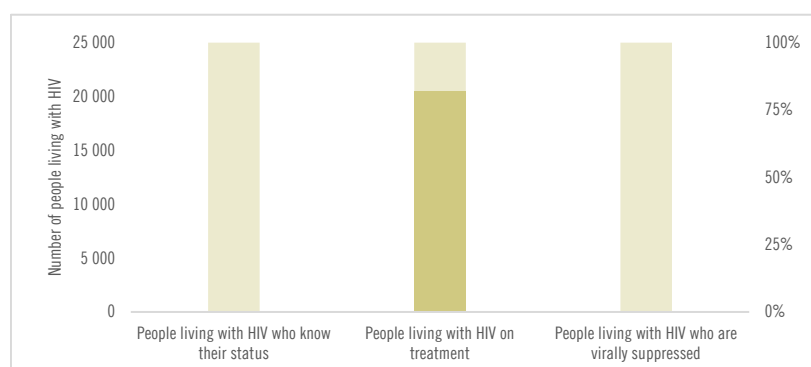
...

...

Note: Global AIDS Monitoring report was not available at the time of publication.

COUNTRY DATA

HIV TESTING AND TREATMENT CASCADE



All ages	...% [...-...%]	87% [78-96%] 20 434	...% [...-...%]
Children (0-14)	...% [...-...%]	100% [100-100%] 154	...% [...-...%]
Women (15+)	...% [...-...%]	86% [78-94%] 3 530	...% [...-...%]
Men (15+)	...% [...-...%]	86% [77-96%] 16 750	...% [...-...%]

ELIMINATION OF MOTHER-TO-CHILD TRANSMISSION

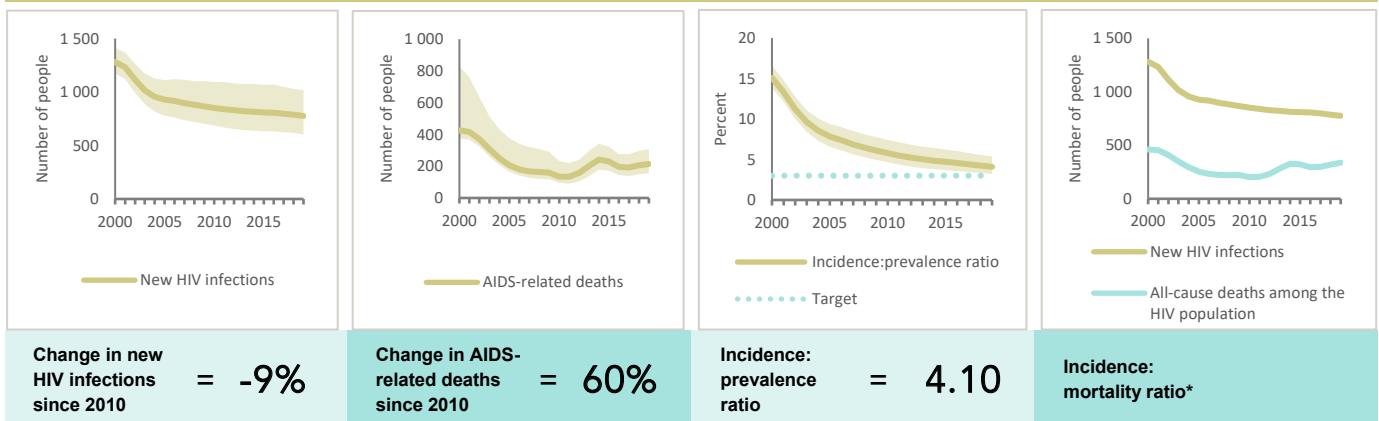
	2010	2019
Percentage of pregnant women living with HIV accessing antiretroviral medicines	51% [43-58%]	80% [64-92%]
Final vertical transmission rate including during breastfeeding	11% [10-13%]	8% [6-10%]
Early infant diagnosis	...% [...-...%]	...% [...-...%]

ROMANIA

EPIDEMIC ESTIMATES

	2010	2015	2019
New HIV infections			
New HIV infections (all ages)	850 [690–1100]	810 [630–1100]	780 [600–1000]
New HIV infections (0–14)	<100 [<100– <100]	<100 [<100– <100]	<100 [<100– <100]
New HIV infections (women, 15+)	<500 [<500– <500]	<500 [<200– <500]	<200 [<200– <500]
New HIV infections (men, 15+)	510 [<500–700]	580 [<500–810]	590 [<500–810]
HIV incidence per 1000 population	0.04 [0.03–0.05]	0.04 [0.03–0.05]	0.04 [0.03–0.05]
AIDS-related deaths			
AIDS-related deaths (all ages)	<200 [<100– <500]	<500 [<200– <500]	<500 [<200– <500]
AIDS-related deaths (0–14)	<100 [<100– <100]	<100 [<100– <100]	<100 [<100– <100]
AIDS-related deaths (women, 15+)	<100 [<100– <100]	<200 [<200– <500]	<200 [<100– <200]
AIDS-related deaths (men, 15+)	<100 [<100– <100]	<100 [<100– <100]	<100 [<100– <200]
People living with HIV			
People living with HIV (all ages)	15 000 [13 000–17 000]	17 000 [15 000–20 000]	19 000 [16 000–22 000]
People living with HIV (0–14)	1100 [1100–1200]	<200 [<200– <200]	<100 [<100– <100]
People living with HIV (women, 15+)	6500 [5800–7600]	7400 [6500–8500]	7600 [6600–8700]
People living with HIV (men, 15+)	7200 [6000–8600]	9600 [8100–12 000]	11 000 [9500–14 000]
HIV prevalence (15–49)	0.1 [<0.1–0.1]	0.1 [0.1–0.1]	0.1 [0.1–0.2]

EPIDEMIC TRANSITION METRICS



* The incidence:mortality ratio is not published if the country has not achieved antiretroviral therapy coverage of 81% or higher (the testing and treatment target for 2020).

EXPENDITURES

	Financing sources					Total
	Domestic private	Domestic public	International: PEPFAR	International: Global Fund	International: all others	

Last available report: 2017

...

...

...

...

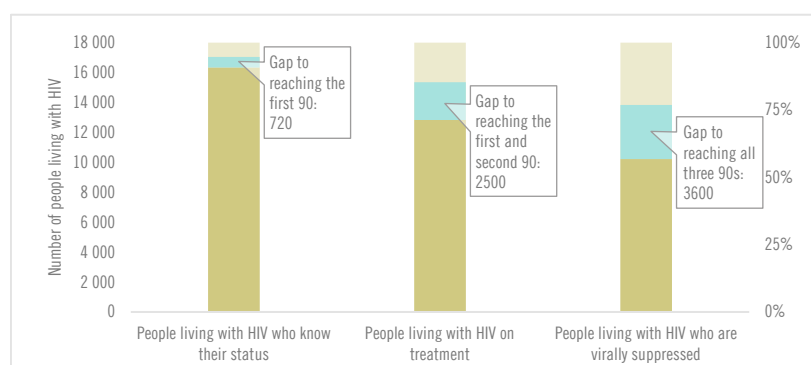
...

US\$ 70 977 789

Note: Global AIDS Monitoring report was not available at the time of publication.

COUNTRY DATA

HIV TESTING AND TREATMENT CASCADE



All ages	86% [75–100%]	68% [59–79%] 12 832	54% [47–63%]
Children (0–14)	...% [...–...%]	100% [100–100%] 188	100% [100–100%]
Women (15+)	84% [73–97%]	64% [56–74%] 4 864	51% [45–59%]
Men (15+)	88% [73–100%]	69% [57–83%] 7 780	55% [46–67%]

ELIMINATION OF MOTHER-TO-CHILD TRANSMISSION

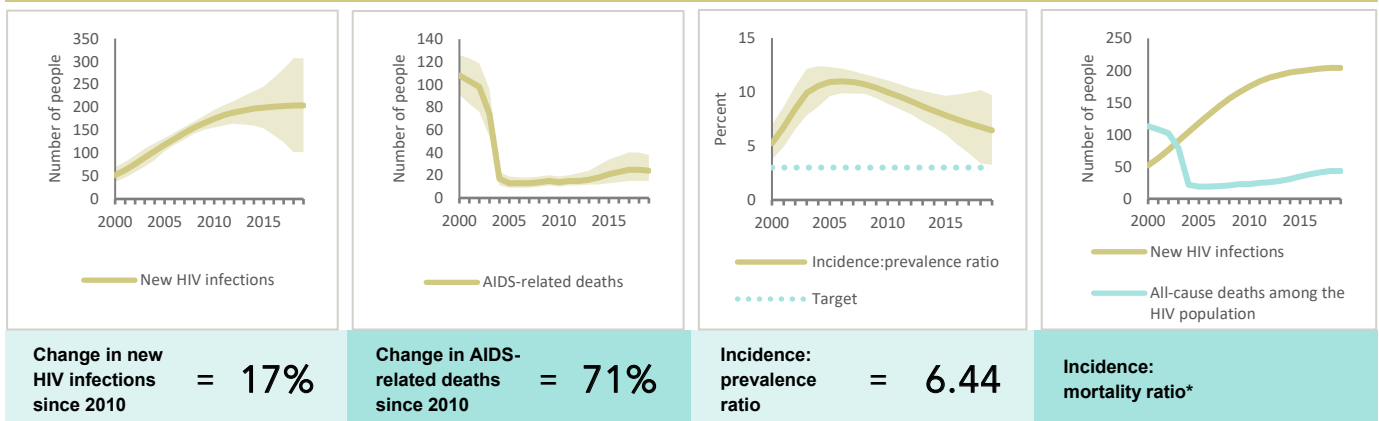
	2010	2019
Percentage of pregnant women living with HIV accessing antiretroviral medicines	100% [100–100%]	100% [100–100%]
Final vertical transmission rate including during breastfeeding	4% [3–4%]	4% [3–4%]
Early infant diagnosis	>95% [>95–>95%]	...% [...–...%]

SERBIA

EPIDEMIC ESTIMATES

	2010	2015	2019
New HIV infections			
New HIV infections (all ages)	<200 [<200– <200]	<200 [<200– <500]	<500 [<200– <500]
New HIV infections (0–14)	... [...–...]	... [...–...]	... [...–...]
New HIV infections (women, 15+)	<100 [<100– <100]	<100 [<100– <100]	<100 [<100– <100]
New HIV infections (men, 15+)	<200 [<200– <200]	<200 [<200– <500]	<200 [<100– <500]
HIV incidence per 1000 population	0.02 [0.02–0.02]	0.02 [0.02–0.03]	0.02 [0.01–0.04]
AIDS-related deaths			
AIDS-related deaths (all ages)	<100 [<100– <100]	<100 [<100– <100]	<100 [<100– <100]
AIDS-related deaths (0–14)	... [...–...]	... [...–...]	... [...–...]
AIDS-related deaths (women, 15+)	<100 [<100– <100]	<100 [<100– <100]	<100 [<100– <100]
AIDS-related deaths (men, 15+)	<100 [<100– <100]	<100 [<100– <100]	<100 [<100– <100]
People living with HIV			
People living with HIV (all ages)	1800 [1500–2100]	2500 [2200–2900]	3200 [2500–3800]
People living with HIV (0–14)	... [...–...]	... [...–...]	... [...–...]
People living with HIV (women, 15+)	<500 [<500– <500]	<500 [<500–520]	<500 [<500–570]
People living with HIV (men, 15+)	1400 [1200–1600]	2100 [1800–2400]	2700 [2100–3200]
HIV prevalence (15–49)	<0.1 [<0.1– <0.1]	<0.1 [<0.1– <0.1]	<0.1 [<0.1– <0.1]

EPIDEMIC TRANSITION METRICS



* The incidence:mortality ratio is not published if the country has not achieved antiretroviral therapy coverage of 81% or higher (the testing and treatment target for 2020).

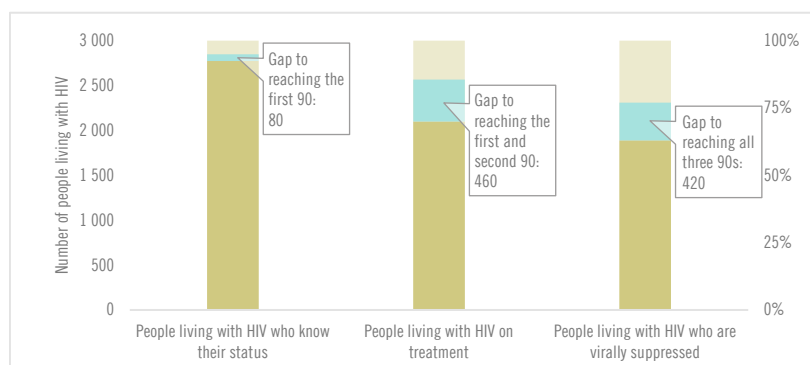
EXPENDITURES

	Financing sources					Total
	Domestic private	Domestic public	International: PEPFAR	International: Global Fund	International: all others	
Last available report: 2013	US\$ 595	US\$ 11 468 548	...	US\$ 4 813 976	US\$ 1845	US\$ 16 333 869

Note: Global AIDS Monitoring report was not available at the time of publication.

COUNTRY DATA

HIV TESTING AND TREATMENT CASCADE



All ages	88% [69–100%]	66% [52–79%] 2 100	60% [47–71%]
Children (0–14)	...% [...–...%]	...% [...–...%]% [...–...%]
Women (15+)	90% [72–100%]	67% [54–79%] 328	60% [49–71%]
Men (15+)	87% [68–100%]	66% [51–79%] 1 758	59% [46–71%]

ELIMINATION OF MOTHER-TO-CHILD TRANSMISSION

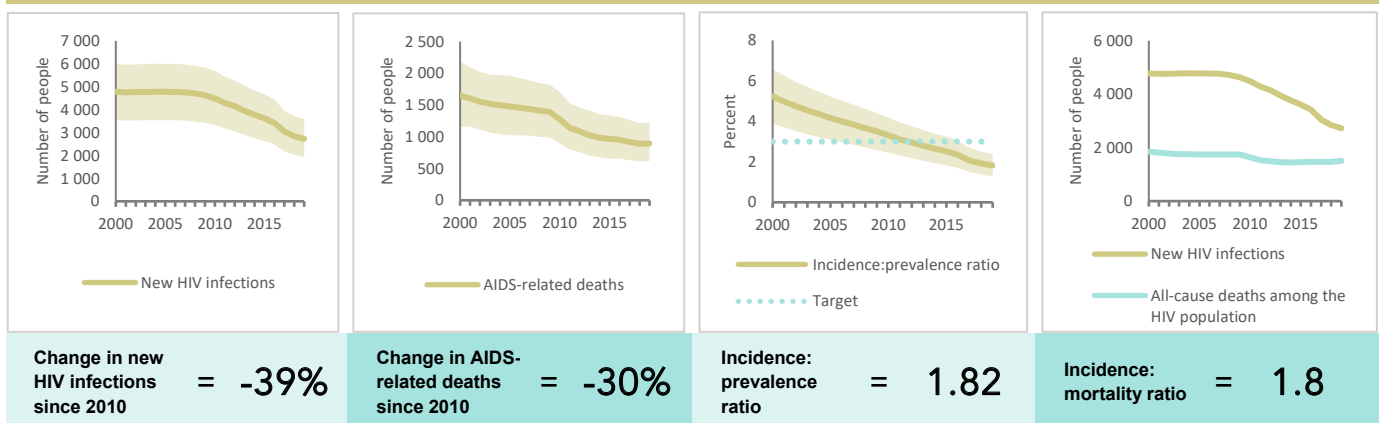
	2010	2019
Percentage of pregnant women living with HIV accessing antiretroviral medicines	...% [...–...%]	...% [...–...%]
Final vertical transmission rate including during breastfeeding	...% [...–...%]	...% [...–...%]
Early infant diagnosis	...% [...–...%]	...% [...–...%]

SPAIN

EPIDEMIC ESTIMATES

	2010	2015	2019
New HIV infections			
New HIV infections (all ages)	4500 [3300–5700]	3600 [2600–4700]	2700 [1900–3600]
New HIV infections (0–14)	<100 [<100– <100]	<100 [<100– <100]	<100 [<100– <100]
New HIV infections (women, 15+)	660 [530–840]	550 [<500–700]	<500 [<500–530]
New HIV infections (men, 15+)	3800 [2800–4900]	3100 [2200–4100]	2300 [1600–3100]
HIV incidence per 1000 population	0.1 [0.07–0.12]	0.08 [0.06–0.1]	0.06 [0.04–0.08]
AIDS-related deaths			
AIDS-related deaths (all ages)	1300 [890–1700]	970 [650–1300]	890 [620–1200]
AIDS-related deaths (0–14)	<100 [<100– <100]	<100 [<100– <100]	<100 [<100– <100]
AIDS-related deaths (women, 15+)	<200 [<200– <500]	<200 [<200– <200]	<200 [<200– <200]
AIDS-related deaths (men, 15+)	1100 [740–1500]	810 [540–1100]	740 [<500–1100]
People living with HIV			
People living with HIV (all ages)	140 000 [110 000–160 000]	140 000 [110 000–170 000]	150 000 [120 000–180 000]
People living with HIV (0–14)	<100 [<100– <200]	<100 [<100– <200]	<100 [<100– <200]
People living with HIV (women, 15+)	25 000 [20 000–30 000]	27 000 [21 000–32 000]	28 000 [22 000–33 000]
People living with HIV (men, 15+)	110 000 [86 000–130 000]	120 000 [90 000–140 000]	120 000 [93 000–150 000]
HIV prevalence (15–49)	0.4 [0.3–0.5]	0.4 [0.3–0.5]	0.4 [0.3–0.4]

EPIDEMIC TRANSITION METRICS



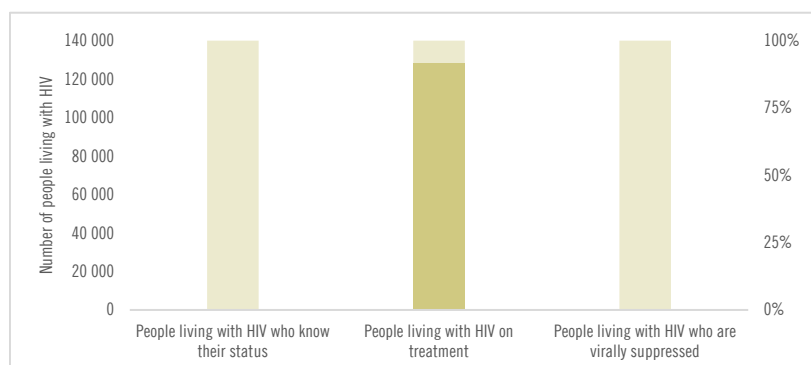
EXPENDITURES

	Financing sources					Total
	Domestic private	Domestic public	International: PEPFAR	International: Global Fund	International: all others	
Last available report: 2013	...	US\$ 918 865 057	US\$ 919 488 342

Note: Global AIDS Monitoring report was not available at the time of publication.

COUNTRY DATA

HIV TESTING AND TREATMENT CASCADE



All ages	...% [...-...%]	85% [66-100%] 127 927	...% [...-...%]
Children (0-14)	...% [...-...%]	100% [84-100%] 92	...% [...-...%]
Women (15+)	...% [...-...%]	87% [68-100%] 23 988	...% [...-...%]
Men (15+)	...% [...-...%]	85% [64-100%] 103 847	...% [...-...%]

ELIMINATION OF MOTHER-TO-CHILD TRANSMISSION

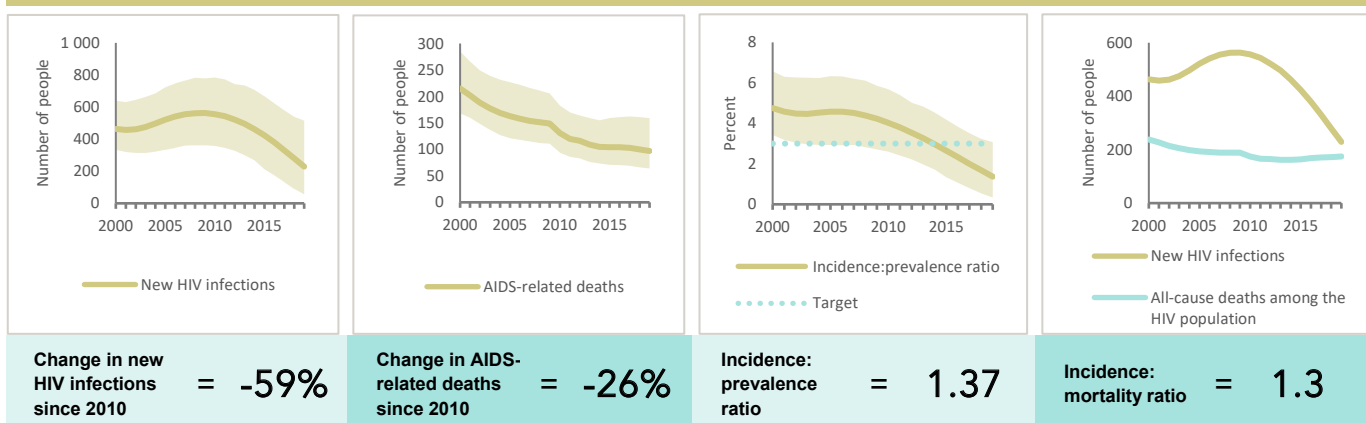
	2010	2019
Percentage of pregnant women living with HIV accessing antiretroviral medicines	100% [83-100%]	100% [82-100%]
Final vertical transmission rate including during breastfeeding	3% [3-3%]	3% [3-3%]
Early infant diagnosis	...% [...-...%]	...% [...-...%]

SWITZERLAND

EPIDEMIC ESTIMATES

	2010	2015	2019
New HIV infections			
New HIV infections (all ages)	560 [<500–780]	<500 [<500–670]	<500 [<100–520]
New HIV infections (0–14)	... [...-...]	... [...-...]	... [...-...]
New HIV infections (women, 15+)	... [...-...]	... [...-...]	... [...-...]
New HIV infections (men, 15+)	... [...-...]	... [...-...]	... [...-...]
HIV incidence per 1000 population	0.07 [0.05–0.1]	0.05 [0.03–0.08]	0.03 [<0.01–0.06]
AIDS-related deaths			
AIDS-related deaths (all ages)	<200 [<100– <200]	<200 [<100– <200]	<100 [<100– <200]
AIDS-related deaths (0–14)	... [...-...]	... [...-...]	... [...-...]
AIDS-related deaths (women, 15+)	... [...-...]	... [...-...]	... [...-...]
AIDS-related deaths (men, 15+)	... [...-...]	... [...-...]	... [...-...]
People living with HIV			
People living with HIV (all ages)	14 000 [9900–18 000]	16 000 [11 000–21 000]	17 000 [11 000–22 000]
People living with HIV (0–14)	... [...-...]	... [...-...]	... [...-...]
People living with HIV (women, 15+)	... [...-...]	... [...-...]	... [...-...]
People living with HIV (men, 15+)	... [...-...]	... [...-...]	... [...-...]
HIV prevalence (15–49)	0.2 [0.1–0.3]	0.2 [0.1–0.3]	0.2 [0.1–0.2]

EPIDEMIC TRANSITION METRICS



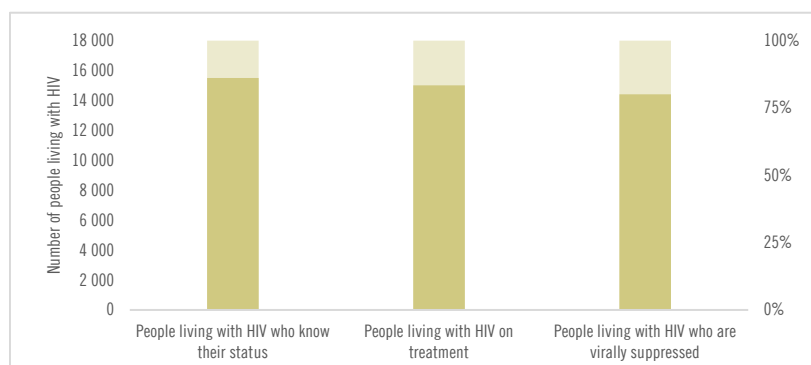
EXPENDITURES

	Financing sources					Total
	Domestic private	Domestic public	International: PEPFAR	International: Global Fund	International: all others	
Last available report: 2016	...	US\$ 7 179 990	US\$ 7 179 990

Note: Global AIDS Monitoring report was not available at the time of publication.

COUNTRY DATA

HIV TESTING AND TREATMENT CASCADE



All ages	93% [61–100%]	90% [59–100%] 15 009	86% [56–100%]
Children (0–14)	...% [...–...%]	...% [...–...%]% [...–...%]
Women (15+)	...% [...–...%]	...% [...–...%]% [...–...%]
Men (15+)	...% [...–...%]	...% [...–...%]% [...–...%]

ELIMINATION OF MOTHER-TO-CHILD TRANSMISSION

	2010	2019
Percentage of pregnant women living with HIV accessing antiretroviral medicines	...% [...–...%]	...% [...–...%]
Final vertical transmission rate including during breastfeeding	...% [...–...%]	...% [...–...%]
Early infant diagnosis	...% [...–...%]	...% [...–...%]

TURKEY

KEY POPULATIONS

	Sex workers	Men who have sex with men	People who inject drugs	Transgender people	Prisoners
Estimated size of population
HIV prevalence
HIV testing and status awareness
Antiretroviral therapy coverage
Condom use
Coverage of HIV prevention programmes
Avoidance of health care because of stigma and discrimination
Expenditures in US\$

HIV TESTING AND TREATMENT CASCADE



	People living with HIV who know their status	People living with HIV on treatment	People living with HIV who are virally suppressed
All ages	...% [...-...%]% [...-...%]% [...-...%] ...
Children (0–14)	...% [...-...%]% [...-...%]% [...-...%] ...
Women (15+)	...% [...-...%]% [...-...%]% [...-...%] ...
Men (15+)	...% [...-...%]% [...-...%]% [...-...%] ...

EXPENDITURES

	Financing sources					Total
	Domestic private	Domestic public	International: PEPFAR	International: Global Fund	International: all others	
Last available report: 2012	...	US\$ 12 291 905	US\$ 12 291 905

HIV COMORBIDITIES

Estimated number of incident tuberculosis cases among people living with HIV (2018)	110 [82–140]
People living with HIV who started TB preventive therapy (2018)	...
Cervical cancer screening of women living with HIV	...
People coinfectd with HIV and hepatitis C virus starting hepatitis C treatment	...

HIV PREVENTION

Adults aged 15+ years with unsuppressed viral load	...
Knowledge of HIV prevention among young people aged 15–24 years	
— Women	...
— Men	...
Condom use at last sex with a non-marital, non-cohabiting partner among people aged 15–49 years	
— Women	...
— Men	...
Women aged 15–49 years who have their demand for family planning satisfied by modern methods	...
Men aged 15–49 years who are circumcised	Not applicable
Voluntary medical male circumcisions performed according to national standards	Not applicable
People who received PrEP at least once during the reporting period	...
Harm reduction	
— Use of sterile injecting equipment at last injection	...
— Needles and syringes distributed per person who injects	...
— Coverage of opioid substitution therapy	...
— Naloxone available (2019)	...
— Safe injection rooms available (2019)	...

Note: HIV epidemiological estimates were not available at the time of publication.

COUNTRY DATA

LAWS AND POLICIES

Laws criminalizing the transmission of, non-disclosure of or exposure to HIV transmission	...
Criminalization of sex work among consenting adults	...
Criminalization of same-sex sexual acts	Laws penalizing same-sex sexual acts have been decriminalized or never existed
Drug use or possession for personal use is an offence	...
Criminalization of transgender people	...
Laws or policies restricting the entry, stay and residence of people living with HIV	No
Parental consent for adolescents to access HIV testing	...
Spousal consent for married women to access sexual and reproductive health services	...
Mandatory HIV testing for marriage, work or residence permits or for certain groups	...

STIGMA AND DISCRIMINATION

Percentage of women and men aged 15–49 years who report discriminatory attitudes towards people living with HIV

Percentage of people living with HIV denied health services because of their HIV status in the last 12 months

Percentage of people living with HIV who reported a health-care professional told others about their HIV status without their consent

VIOLENCE

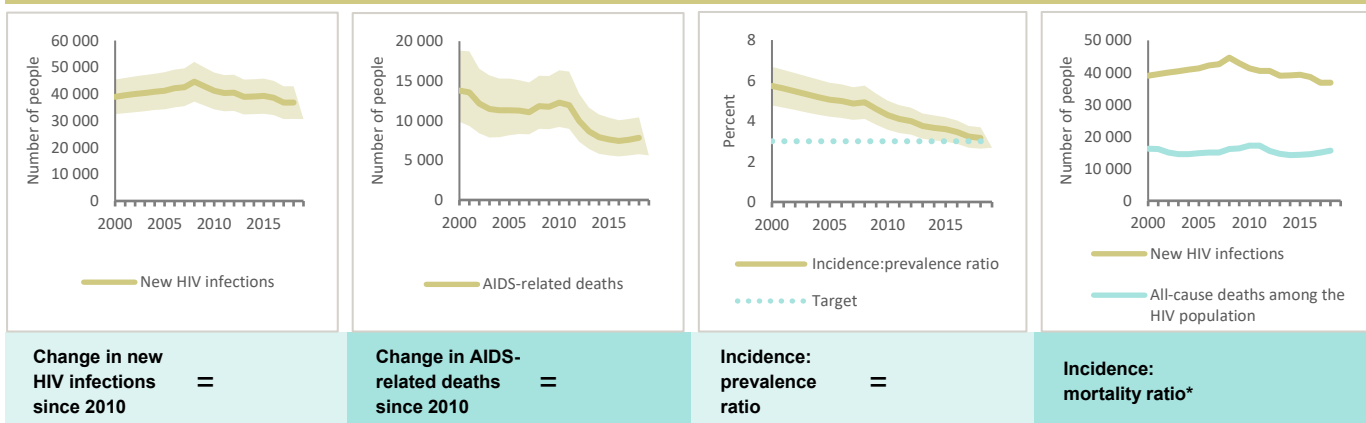
Proportion of ever-married or partnered women aged 15–49 years who experienced physical or sexual violence from a male intimate partner in the past 12 months

UNITED STATES OF AMERICA

EPIDEMIC ESTIMATES

	2010	2015	2019
New HIV infections			
New HIV infections (all ages)	41 000 [34 000–48 000]	39 000 [33 000–46 000]	...
New HIV infections (0–14)
New HIV infections (women, 15+)	8800 [7200–10 000]	7100 [5900–8500]	...
New HIV infections (men, 15+)	32 000 [27 000–37 000]	32 000 [27 000–37 000]	...
HIV incidence per 1000 population	0.14 [0.11–0.16]	0.12 [0.1–0.15]	... [...-...]
AIDS-related deaths			
AIDS-related deaths (all ages)	12 000 [9200–16 000]	7600 [5600–10 000]	...
AIDS-related deaths (0–14)
AIDS-related deaths (women, 15+)	2300 [1600–3100]	1300 [920–1900]	...
AIDS-related deaths (men, 15+)	9900 [7400–13 000]	6100 [4500–8600]	...
People living with HIV			
People living with HIV (all ages)	960 000 [800 000–1 100 000]	1 100 000 [890 000–1 300 000]	...
People living with HIV (0–14)
People living with HIV (women, 15+)	210 000 [170 000–240 000]	240 000 [190 000–270 000]	...
People living with HIV (men, 15+)	750 000 [610 000–870 000]	860 000 [700 000–990 000]	...
HIV prevalence (15–49)	0.4 [0.3–0.4]	0.4 [0.3–0.4]	... [...-...]

EPIDEMIC TRANSITION METRICS



* The incidence:mortality ratio is not published if the country has not achieved antiretroviral therapy coverage of 81% or higher (the testing and treatment target for 2020).

EXPENDITURES

	Financing sources					Total
	Domestic private	Domestic public	International: PEPFAR	International: Global Fund	International: all others	

Last available report: ...

Note: Global AIDS Monitoring report was not available at the time of publication.

COUNTRY DATA

HIV TESTING AND TREATMENT CASCADE



All ages	...% [...-...%]	...% [...-...%]	...% [...-...%]
Children (0–14)	...% [...-...%]	...% [...-...%]	...% [...-...%]
Women (15+)	...% [...-...%]	...% [...-...%]	...% [...-...%]
Men (15+)	...% [...-...%]	...% [...-...%]	...% [...-...%]

ELIMINATION OF MOTHER-TO-CHILD TRANSMISSION

	2010	2019
Percentage of pregnant women living with HIV accessing antiretroviral medicines	...% [...-...%]	...% [...-...%]
Final vertical transmission rate including during breastfeeding	...% [...-...%]	...% [...-...%]
Early infant diagnosis	...% [...-...%]	...% [...-...%]



ANNEX ON METHODS

Part 1. Methods for deriving UNAIDS HIV estimates

Introduction

UNAIDS annually provides revised global, regional and country-specific modelled estimates using the best available epidemiological and programmatic data to track the HIV epidemic. Modelled estimates are required because it is impossible to count the exact number of people living with HIV, people who are newly infected with HIV or people who have died from AIDS-related causes in any country: doing so would require regularly testing every person for HIV and investigating all deaths, which is logistically impossible and ethically problematic. Modelled estimates—and the lower and upper bounds around these estimates—provide a scientifically appropriate way of describing HIV epidemic levels and trends.

Partnerships in developing methods for UNAIDS estimates

Country teams use UNAIDS-supported software to develop estimates annually. The country teams are primarily comprised of monitoring and evaluation specialists, programme officers, epidemiologists, demographers and others from the national ministry of health, national AIDS bodies and technical partners.

The software used to produce the estimates is Spectrum (developed by Avenir Health) with additional models that interact with Spectrum to estimate HIV incidence.¹ The UNAIDS Reference Group on Estimates, Modelling and Projections provides technical guidance on the development of the HIV component of the software.²

A brief description of methods used by UNAIDS to create estimates³

For countries where HIV transmission is high enough to sustain an epidemic in the general population, available epidemiological data typically consist of HIV prevalence results from pregnant women attending antenatal clinics and from nationally representative population-based surveys. Many countries have historically conducted HIV sentinel surveillance among women attending antenatal clinics, which requires collecting data

from a selection of clinics for a few months every few years. More recently, a number of countries have stopped conducting sentinel surveillance among pregnant women and are now using the data from the routine HIV tests conducted when pregnant women attend antenatal clinics and are tested for HIV. These data avoid the need to conduct a separate surveillance effort, and they provide a complete set of data from all clinics across the country instead of samples from specific sites.

The trends from pregnant women at antenatal clinics, whether done through surveillance or routine data, can be used to inform estimates of national prevalence trends, whereas data from population-based surveys—which are conducted less frequently but have broader geographical coverage and also include men—are more useful for informing estimates of national HIV prevalence levels. Data from these surveys also contribute to estimating age- and sex-specific HIV prevalence and incidence levels and trends. For a few countries in sub-Saharan Africa that have not conducted population-based surveys, HIV prevalence levels are adjusted based on comparisons of antenatal clinic surveillance and population-based survey data from other countries in the region. HIV prevalence trends and numbers of people on antiretroviral therapy are then used to derive an estimate of HIV incidence trends.

Historically, countries with high HIV transmission have produced separate HIV prevalence and incidence trends for rural and urban areas when there are well-established geographical differences in prevalence. To better describe and account for further geographical heterogeneity, an increasing number of countries have produced subnational estimates (e.g., at the level of the province or state) that, in some cases, also account for rural and urban differences. These subnational or rural–urban estimates and trends are then aggregated to obtain national estimates.

¹ More information on Avenir Health can be found at www.avenirhealth.org.

² For more on the UNAIDS Reference Group on Estimates, Modelling and Projections, please visit www.epidem.org.

³ A set of articles describing the methods is available in a 2019 supplement (Volume 33, Supplement 3) of the journal AIDS: <https://journals.lww.com/aidsonline/toc/2019/12153>.

In the remaining countries, where HIV transmission occurs largely among key populations at higher risk of HIV and the epidemic can be described as low-level, the estimates are derived from either surveillance among key populations and the general, low-risk population, or from HIV case reporting data, depending on which data are most reliable in a particular country. In countries with high-quality HIV surveillance data among the key populations, the data from repeated HIV prevalence studies that are focused on key populations are used to derive national estimates and trends. Estimates of the size of key populations are increasingly derived empirically in each country; when studies are not available, they are derived based on regional values and consensus among experts. Other data sources—including HIV case reporting data, population-based surveys and surveillance among pregnant women—are used to estimate the HIV prevalence in the general, low-risk population. The HIV prevalence curves and numbers of people on antiretroviral therapy are then used to derive national HIV incidence trends.

For most countries in western and central Europe and North America—and many countries in Latin America, the Caribbean, and the Middle East and North Africa that have insufficient HIV surveillance or survey data, but that have robust disease reporting systems—HIV case reporting and AIDS-related mortality data from vital registration systems are used to inform trends and levels in national HIV prevalence and incidence. These methods also allow countries to take into account evidence of underreporting or reporting delays in HIV case report data, as well as the misclassification of deaths from AIDS-related causes.

In all countries where UNAIDS supports the development of estimates, assumptions about the effectiveness of HIV programme scale-up and patterns of HIV transmission and disease progression are used to obtain age- and sex-specific estimates of people living with HIV, people newly infected with HIV, people dying from AIDS-related illness and other important indicators (including treatment programme coverage statistics). These assumptions are based on systematic literature reviews and analyses of raw study data by scientific experts. Demographic population data, including fertility estimates,

are derived from the United Nations Population Division's *World population prospects 2019* data files or recent census data (1).

Selected inputs into the model—including the number of people on antiretroviral therapy and the number of women accessing services to prevent the vertical transmission of HIV—are reviewed and validated in partnership with the United Nations Children's Fund (UNICEF), the World Health Organization (WHO), the Government of the United States of America, the Global Fund to Fight AIDS, Tuberculosis and Malaria (the Global Fund), and other partners.

Final country-submitted files containing the modelled outputs are reviewed at UNAIDS to ensure that the results are comparable across regions and countries and over time.

In 2020, subnational estimates were created and used by 39 countries in sub-Saharan Africa. The methods for creating these subnational estimates are provided in Part 4 of this annex.

Uncertainty bounds around UNAIDS estimates

The estimation software calculates uncertainty bounds around each estimate. These bounds define the range within which the true value lies (if it can be measured). Narrow bounds indicate that an estimate is precise, while wide bounds indicate greater uncertainty regarding the estimate.

In countries using HIV surveillance data, the quantity and source of the available data partly determine the precision of the estimates: countries with more HIV surveillance data have smaller ranges than countries with less surveillance data or smaller sample sizes. Countries in which a national population-based survey has been conducted generally have smaller ranges around estimates than countries where such surveys have not been conducted. Countries producing subnational estimates at the provincial level have wider ranges. In countries using HIV case reporting and AIDS-related mortality data, the number of years of data and the magnitude of the cases reported or AIDS-related deaths observed will contribute to determining the precision of the estimate.

The assumptions required to arrive at the estimate also contribute to the extent of the ranges around

the estimates: in brief, the more assumptions, the wider the uncertainty range, since each assumption introduces additional uncertainties. For example, the ranges around the estimates of adult HIV prevalence are smaller than those around the estimates of HIV incidence among children, which require additional data on prevalence among pregnant women and the probability of mother-to-child HIV transmission that have their own additional uncertainty.

UNAIDS is confident that the actual numbers of people living with HIV, people who are newly infected with HIV or people who have died from AIDS-related causes lie within the reported ranges. Over time, more and better data from countries will steadily reduce uncertainty.

Improvements included in the 2020 UNAIDS estimates model

Country teams create new Spectrum files every year. The files may differ from one year to the next for two reasons. First, new surveillance and programme data are entered into the model; this can change HIV prevalence and incidence trends over time or antiretroviral therapy coverage rates, including for past years. Second, improvements are incorporated into the model based on the latest available science and statistical methods, which leads to the creation of more accurate trends in HIV incidence. Occasionally, countries will also change the incidence modelling option within Spectrum based on improvements in the data available in the country. Due to these improvements to the model and the addition of new data to create the estimates, the results from previous years cannot be compared with the results from this year. A full historical set of estimates are created each year, however, enabling a description of trends over time.

Between the 2019 estimates and the 2020 estimates, the following changes were applied to the model under the guidance of the UNAIDS Reference Group on Estimates, Modelling and Projections and based on the latest scientific evidence.

Breastfeeding among women living with HIV

In 2020, a new option was added to allow countries to enter antiretroviral therapy drop-off rates for breastfeeding women during the first year of breastfeeding and for 12 or more months. This reflects research showing that the first year of breastfeeding had higher drop-out levels than subsequent years (2).

In addition, the patterns of breastfeeding duration for women living with HIV were updated. In previous versions of the software, data from a recent population-based survey informed the distribution of breastfeeding duration. In the 2020 model, however, the distribution was improved to use a distribution from the region by HIV status of the woman to improve the accuracy of those estimates.

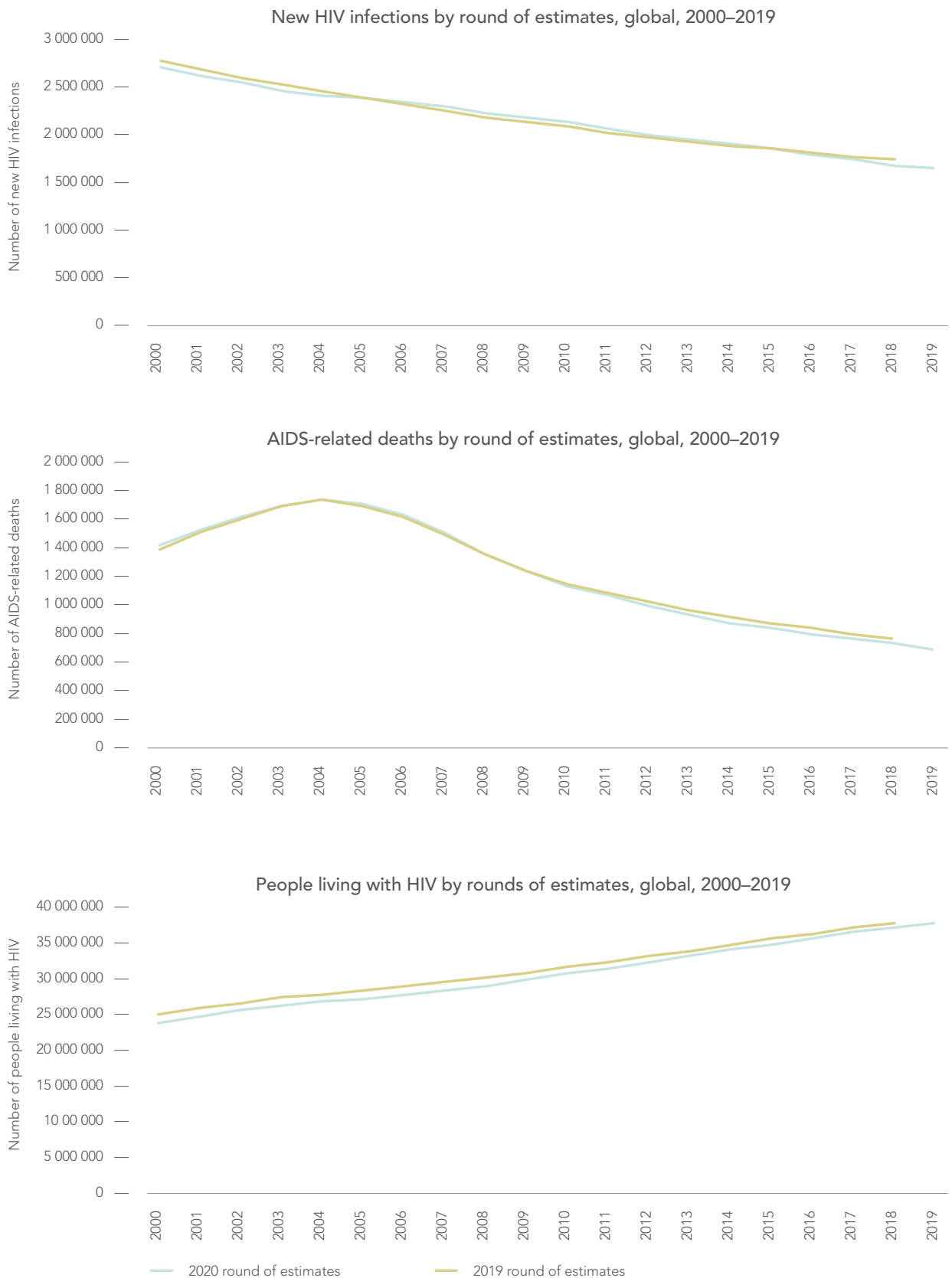
Changes to case surveillance and vital registration model

Under the technical guidance of the UNAIDS Reference Group on Estimates, Modelling and Projections, the Case Surveillance and Vital Registration model fitting tool was modified to fit to age- and sex-specific new diagnosis and mortality data. The option to fit to CD4 count data at the time of diagnosis from case surveillance systems was dropped from the model, while additional analyses are being conducted to assess the utility of these data.

Revisions to the HIV diagnosis model were made to permit a more flexible diagnosis rate, which included an initial "pulse" of HIV testing and a "second wave" of HIV testing that follows a logistic curve, as well as the addition of HIV testing driven by opportunistic infections. Finally, fitting approaches using the double logistic and spline curve fitting were modified to improve curve fits.

At the global level, trends in new HIV infections, AIDS-related deaths and people living with HIV are similar to the 2019 round, although there are shifts within regions (see Figure).

Comparison of 2019 to 2020 UNAIDS estimates: new HIV infections, AIDS-related deaths and people living with HIV, global, 2000–2019



Source: UNAIDS epidemiological estimates, 2019 and 2020 (see <https://aidsinfo.unaids.org/>).



Credit: UNAIDS

Publication of country-specific estimates

UNAIDS aims to publish estimates for all countries with populations of 250 000 or more (based on population estimates from the United Nations Population Division *World population prospects 2019* (1)). For the countries with populations of 250 000 or more that did not submit estimates, UNAIDS developed estimates using the Spectrum software, based on published or otherwise available information. These estimates contributed to regional and global totals, but they were not published as country-specific estimates.

In countries with low-level epidemics, the number of pregnant women living with HIV is difficult to estimate. Many women living with HIV in these countries are sex workers or people who use drugs—or they are the sexual partners of people who use drugs or gay men and other men who have sex with men—making them likely to have different fertility levels than the general population. UNAIDS does not present estimates of mother-to-child HIV transmission, including estimates related to children in some countries that have concentrated epidemics, unless adequate data are available to validate these estimates. UNAIDS also does not publish estimates related to children for countries where the estimated number of pregnant women living with HIV is less than 50.

With regard to reporting incidence trends, if there are not enough historical data to state with confidence whether a decline in incidence has occurred, UNAIDS will only publish data for the most recent year. This is done to prevent users from making inaccurate inferences about trends. Specifically, incidence trends are not published if there are fewer than four data points for the key population or if there have been no data for the past four years for countries using repeated survey or routine testing data. Trends prior to 2000 are not published for countries using case surveillance models if there are no early case surveillance or mortality data available.

Finally, UNAIDS does not publish country estimates when further data or analyses are needed to produce justifiable estimates. More information on the UNAIDS estimates and the individual Spectrum files for most countries can be found on the UNAIDS website (www.unaids.org). Data from the estimates can be found in the AIDSinfo section of the UNAIDS website (<http://aidsinfo.unaids.org>).

Part 2. Methods for deriving the 90–90–90 targets

Introduction

Since 2015, UNAIDS has reported estimates of global, regional and country-specific progress against the 90–90–90 targets. Progress toward these targets is monitored using three basic indicators:

- Indicator 1 (the first 90): The percentage of people living with HIV who know their HIV status.
- Indicator 2 (the second 90): The percentage of people living with HIV who know their status and are accessing treatment.
- Indicator 3 (the third 90): The percentage of people living with HIV on treatment who have suppressed viral loads.

Indicators 2 and 3 can also be expressed as a percentage of all people living with HIV. When numbers or coverage of the treatment target are expressed relative to the total number of people living with HIV, this is called “the HIV testing and treatment cascade.” Annual estimates of antiretroviral therapy coverage among people living with HIV are available from the time when treatment was first introduced in countries.

Data sources for constructing country measures

Country-level progress against the 90–90–90 targets was constructed using reported data from Spectrum, the Global AIDS Monitoring tool and (for selected countries in western and central Europe) the Dublin Declaration monitoring process. Estimates are published for all people and separately for children (0 to 14 years) and adults (15 years and older, by sex). Upper and lower ranges of uncertainty for country-level estimates were calculated from the range of estimated numbers of people living with HIV. This range may not fully capture uncertainty in the reported estimates.

A description of the target-related indicators that countries report against is provided in the UNAIDS 2019 Global AIDS Monitoring guidelines (3). Data sources are also briefly described. A summary of the number of countries that are publicly reporting

on each measure is provided in table on page 424, organized by region.

The final set of country measures of progress against the 90–90–90 targets for 2015 through 2019 are available at <http://aidsinfo.unaids.org>. Not all countries were able to report against all three prongs of the 90–90–90 targets: complete treatment cascades are published for 60 countries, the same as in the previous round.

Estimates of people living with HIV

All progress measures in this report are based on UNAIDS global, regional and country-specific modelled estimates from Spectrum of the numbers of people living with HIV. Estimates of people living with HIV are developed for all countries with populations greater than 250 000. More details about how UNAIDS derives estimates and uncertainty bounds around the number of people living with HIV can be found in Part 1 of this annex.

Estimates of people living with HIV in 2019 were available for 170 of 194 countries and territories, and they were published for 122. Published country estimates of people living with HIV (available at <http://aidsinfo.unaids.org>) represent 80% of the total global estimated number of people living with HIV in 2019.

Knowledge of HIV status among people living with HIV

Estimates of the number of people living with HIV who know their status were derived using the most recent HIV surveillance, programme data and nationally representative population-based survey data. Where data were available separately for children (aged 0–14 years) and adults (aged 15 years and older, by sex), the age- and sex-specific measures were first calculated and then aggregated to produce a national measure.

For countries outside of eastern and southern Africa and western and central Africa, published estimates of the number of people living with HIV who knew their HIV status are based on HIV surveillance case notification data, programme registers or modelled estimates derived from case surveillance data. If the estimate from these

sources was lower than the number of people accessing antiretroviral therapy, the reported value was excluded. For countries using HIV surveillance or programme data, a country should have included this measure only if the HIV surveillance system had been functioning since at least 2014 and people who have died, emigrated or have otherwise been lost to follow-up are removed.

Although HIV surveillance systems, including those based on programme registers, can be a reasonably robust source of data to estimate the number of people living with HIV who know their status, biases in the reported numbers may still exist. For example, a country's measure of the knowledge of status may be underestimated if not all people diagnosed are reported to the surveillance system in a timely manner. The measure also may be overestimated if people are reported to the system or included on a register more than once and these duplicates are not detected. Similarly, if people die or emigrate but are not removed from the system, the number of people living with HIV who are reported to know their HIV status also will be overstated.

For most countries in eastern and southern Africa and western and central Africa, estimates of the numbers of people living with HIV who knew their status were derived using the UNAIDS-supported mathematical model Shiny90. This model uses population-based survey and HIV testing service programme data—together with country-specific HIV epidemic parameters from the standard UNAIDS Spectrum model—to produce outputs of knowledge of HIV status for adults by sex. More details on the modelling approach are available elsewhere (4).

Knowledge of HIV status from the Shiny90 model for eastern and southern Africa and western and Central Africa has a number of strengths compared with other approaches that rely directly on population survey data and programme treatment coverage data. Most importantly, the Shiny90 model uses population survey data to estimate the proportion of people living with HIV who report ever having an HIV test who are aware of their HIV status and those who likely seroconverted after their last HIV-negative test. This distinction is informed by the national incidence trend calculated in Spectrum and is consistent with national published estimates of HIV prevalence and reported antiretroviral

therapy coverage. The Shiny90 tool also uses assumptions from Spectrum and the population survey data to estimate knowledge of status by sex and age, assuming male-to-female testing ratios have remained relatively constant over time. Estimates of knowledge of status are also available since 2010.

An important model limitation, similar to other estimation approaches, is that caution should be used in interpreting results in instances when the last population-based survey was conducted more than five years ago, or if there are concerns about the accuracy of self-reported testing history in the survey. Countries can include HIV testing data from HIV programmes to improve trends in years where the population survey data are not available. Another limitation is that model results are only for those aged 15 years and older. UNAIDS continues to recommend that countries conservatively estimate knowledge of status among children as the proportion of children living with HIV on treatment (unless other information from case surveillance data are available).

People accessing antiretroviral therapy

Global and regional measures of antiretroviral therapy numbers are abstracted from country-reported programme data through the UNAIDS-supported Spectrum software, the Global AIDS Monitoring reporting tool and the Dublin Declaration reporting process. In the 2020 round, 118 countries publicly reported treatment numbers, and between 2015 and 2019, 144 countries had at least one publicly available estimate of the number of people on treatment (representing 85% of all people on treatment). For the small number of countries where reported numbers of people on treatment are not available in selected years—primarily in western and central Europe and North America, and in China, India and the Russian Federation—estimates of the number of people on treatment are developed either in consultation with the public health agency responsible for monitoring the national treatment programme or based on published and unpublished sources.

In partnership with UNICEF, WHO, the United States Government, the Global Fund and other partners that support treatment service delivery in countries, UNAIDS annually reviews and validates treatment numbers that countries have reported



Credit: UNAIDS

to UNAIDS through Global AIDS Monitoring and Spectrum. UNAIDS staff also provide technical assistance and training to country public health and clinical officers to ensure the quality of the treatment data reported. Nevertheless, this measure may overestimate the number of people on treatment if people who transfer from one facility to another are reported by both facilities. Similarly, coverage may be overestimated if people who have died, disengaged from care or emigrated are not identified and removed from treatment registries. Treatment numbers also may be underestimated if not all clinics report the numbers on treatment completely or in a timely manner.

In 2016, UNAIDS completed a triangulation of data to verify the UNAIDS global estimate of people accessing antiretroviral therapy at the end of 2015. Since early 2017, UNAIDS and other international partners have supported more than 15 countries, primarily in sub-Saharan Africa, to verify that the number of people reported to be currently on treatment is accurate. For more details about how confident UNAIDS is in reported treatment numbers, please see *How many people living with HIV access treatment?*⁴

People who have achieved viral suppression

Progress towards the viral suppression target among people on treatment and as a proportion of all people living with HIV was derived from

data reported in Spectrum and through the online Global AIDS Monitoring reporting tool and the Dublin Declaration reporting process. For the purposes of reporting, the threshold for suppression is a viral load of less than 1000 copies per ml. Some countries may set lower thresholds or require persons to achieve an undetectable viral load, and where these lower thresholds are reported by a country, an estimate of the number of people who would have been suppressed at 1000 copies per ml is added to the number reported to be suppressed at the lower threshold. The Global AIDS Monitoring guidance describes this adjustment in more detail. This guidance also specifies that only a person's last test result from the reporting year should be submitted, so the reported number suppressed among those tested should represent people and not tests performed.⁵

UNAIDS 2019 Global AIDS Monitoring guidelines were revised from those of 2018 to clarify that countries should report viral load suppression outcomes, regardless of testing coverage. However, viral load testing results will only be published in countries where access to testing is nationally representative of all people on treatment (typically 50% or higher testing coverage). The table on page 424 shows the increase in the number of countries able to report on viral load suppression compared to previous years. In 2015, only 29 countries had reliable estimates; in 2019, there were 70 countries with reported data.

⁴ The document is available at <http://www.unaids.org/en/resources/documents/2016/how-many-people-living-with-HIV-access-treatment>.

⁵ This document is available at https://www.unaids.org/sites/default/files/media_asset/global-aids-monitoring_en.pdf.

Data availability for constructing UNAIDS measures of progress against the 90–90–90 targets, 2015–2019

		Asia and the Pacific	Caribbean	Eastern and southern Africa	Eastern Europe and central Asia	Latin America	Middle East and North Africa	Western and central Africa	Western and central Europe and North America	Global
Number of countries		38	16	16	21	17	20	25	40	193
Number of countries in UNAIDS global estimates		28	10	20	16	17	19	24	36	170
Number of countries with publicly available data on estimates of people living with HIV	2015	18	7	20	12	14	13	24	11	119
	2016	18	7	20	12	14	13	24	11	119
	2017	18	7	20	12	14	13	24	11	119
	2018	18	7	20	12	14	13	24	11	119
	2019	18	7	20	12	14	13	24	10	118
Number of countries with publicly available data on knowledge of HIV status	2015	8	6	18	9	5	7	22	15	90
	2016	10	6	19	9	7	7	22	19	99
	2017	11	6	19	9	8	7	22	23	105
	2018	11	6	19	10	9	8	22	19	104
	2019	11	6	20	10	10	7	23	6	93
Number of countries with publicly available data on treatment	2015	22	9	20	15	17	17	24	20	144
	2016	22	9	20	13	17	17	24	19	141
	2017	23	9	20	14	17	18	24	17	142
	2018	21	9	20	13	16	16	24	14	133
	2019	18	7	20	12	15	13	24	9	118
Number of countries with publicly available data on people with suppressed viral load	2015	6	2	3	6	4	3	1	4	29
	2016	6	4	8	6	8	4	2	8	46
	2017	7	6	6	9	10	6	3	7	54
	2018	8	8	14	9	9	7	7	8	70
	2019	9	7	18	12	7	6	6	5	70

Source: UNAIDS special analysis, 2020.

For countries with nationally representative but not universal access to viral suppression testing, the estimate of viral suppression among those tested (i.e., the third 90) was multiplied by the number of people on treatment to obtain overall viral suppression levels in the country.

A number of challenges exist in using country-reported data to monitor the viral load suppression target. First, routine viral load testing may not be offered at all treatment facilities,

and those facilities that do offer it may not be representative of the care available at facilities without viral load testing. Since it is not possible to know for certain suppression in the untested population, we assume that the percentage of people suppressed among those accessing viral load testing is representative of all people on treatment.

Another challenge in measuring the accuracy of viral load suppression estimates is that UNAIDS

guidance requests routine (e.g., annual) viral load testing results only for people who are on treatment and eligible for testing. If people newly initiated on treatment achieve viral suppression but have not yet been offered viral load testing, they will be incorrectly counted as not suppressed, and the resulting viral suppression estimate will be understated. UNAIDS also requests countries to only report results from routine viral load testing: if countries report test results primarily performed because of suspected treatment failure, the number of people virally suppressed in these countries will be underestimated. UNAIDS validates country submissions for quality, but it is not always possible to identify cases where both routine and other types of testing are occurring.

Finally, UNAIDS guidance recommends reporting viral load test results only for people on antiretroviral therapy; persons who are not on treatment and who naturally suppress the virus will not be included in this measure.

Methods for constructing the 90–90–90 treatment target at the regional and global levels

All programme data submitted to UNAIDS were validated by UNAIDS and its partners prior to publication. Country-submitted data that did not meet the required validation checks for quality either at the indicator level or across the treatment cascade were not included in the composite regional or global measures.

To estimate regional and global progress against the 90–90–90 targets, UNAIDS imputed missing country data for the first and third 90 targets using a Bayesian hierarchical model with uncertainty based on regional trends, sex differences and country-specific data for those countries reporting data for some but not all years. Estimates are available by sex for adults 15 years and older from 2015 to 2019. As in previous years, results of global and regional progress towards the 90–90–90 targets presented in this report supersede all previously published estimates. Additional details on the modelling approach are available elsewhere (5).

The proportion of estimates of knowledge of status and viral load suppression imputed by region from 2015 to 2019 to account for countries with missing data are shown in the

table on page 426. Due to large differences in the proportion of virally suppressed people in western and central Europe and the United States for the years in which data were available, subregional estimates were separately calculated for North America and western and central Europe and then combined to estimate the western and central Europe and North America regional results at large. Upper and lower ranges of uncertainty around the global and regional estimates of the HIV testing and treatment cascade are provided that reflect uncertainty in the number of people living with HIV and uncertainty (from missing country data) in the number of people who know their HIV status and the number of people who are virally suppressed. Based on reports from data quality reviews through 2019, uncertainty from possible overreporting or underreporting of treatment numbers was added to the bounds of treatment coverage among people living with HIV and the second and third 90s. Upper and lower ranges of uncertainty for the 90s do not capture uncertainty in the reported or missing programme data on the numbers of people who know their HIV status or the number of people on treatment who are virally suppressed.

One primary limitation that arises from incomplete availability of country estimates is that it is difficult to quantify the extent to which progress in countries that reported data to UNAIDS is similar to that of countries in the region that do not have data. This is particularly true for viral load suppression estimates, where reported data in some regions—especially in 2015 and 2016—are limited. For example, viral load testing coverage in western and central Africa was especially low between 2015 and 2017, with most estimates derived from countries reporting data in 2018 and 2019. In Asia and the Pacific, national-level estimates of viral load suppression are not available in any year for India and not prior to 2018 for China. In western and central Europe and North America, HIV testing and treatment reporting, including viral load suppression through the Dublin Declaration, was suspended due to the COVID-19 pandemic, and the last reported estimate of viral load suppression by the United States at the time of this report was 2016.

Proportion of imputed data of the number of people living with HIV who know their status and the number of people living with HIV on treatment who are virally suppressed, 2015–2019

		Asia and the Pacific	Caribbean	Eastern and southern Africa	Eastern Europe and central Asia	Latin America	Middle East and North Africa	Western and central Africa	Western and central Europe and North America	Global
Estimates of people living with HIV where knowledge of status is imputed (%)	2015	84	15	0	8	27	29	0	30	17
	2016	83	15	0	8	23	30	0	13	16
	2017	23	15	0	7	19	31	0	29	7
	2018	49	15	0	6	13	27	0	39	11
	2019	79	16	0	2	58	34	0	97	21
Estimates of people living with HIV on treatment where viral suppression is imputed (%)	2015	83	91	57	76	31	63	99	18	63
	2016	84	88	33	9	28	59	99	2	47
	2017	85	56	47	7	17	42	91	92	61
	2018	14	2	25	5	24	41	63	96	33
	2019	73	14	1	4	28	45	87	98	31

Source: UNAIDS special analysis, 2020.

Part 3. Data on key populations

Distribution of new HIV infections by subpopulation

The distribution of new HIV infections among subpopulations globally and by region was estimated based on data for 170 countries using four data sources.

The underlying number of new infections for each country is estimated with Spectrum. New infections among men and women aged 15 to 49 years are used.

For countries that model their HIV epidemic based on data from subpopulations, including key populations, the numbers of new infections were extracted from Spectrum 2020 files. This source provided data for sex workers from 60 countries, for people who inject drugs from 37 countries, for gay men and other men who have sex with men from 62 countries, and for transgender people from 20 countries (all of which were located in Latin America, the Caribbean, and Asia and the Pacific). Additionally, 18 countries (mostly from Asia and the Pacific) had data from clients of sex workers.

New HIV infections for western and central European countries were derived from European Centre for Disease Prevention and Control (ECDC) and WHO Regional Office for Europe HIV/AIDS surveillance in Europe 2019 (2018 data) (6). The proportions of new diagnoses for each region in Europe (western, central and eastern) were applied to UNAIDS estimates of new infections in each country for people who inject drugs, gay men and other men who have sex with men, and transgender people. Data for sex workers were not available from the ECDC report. New HIV infections in China, India, the Russian Federation and the United States were taken from the most recent available national reports of new diagnoses or other published sources.

New HIV infections among countries without a direct data source were calculated from regional benchmarks. The benchmarks were set by the median proportion of new infections in the specific subpopulation in all available countries in the same region. The majority of these countries



Credit: UNAIDS

were located in sub-Saharan Africa. There were 115 countries that used benchmark values for the sex worker estimate, 97 countries for the people who inject drugs estimate, 72 countries for the gay men and other men who have sex with men estimate, and 143 countries for the transgender people estimate.

New infections among sex partners of key populations were estimated using the number of sex partners and transmission probabilities from the literature. These include non-injecting sex partners of people who inject drugs, female sex partners of gay men and other men who have sex with men, spouses/steady sexual partners of sex workers, clients of sex workers and the clients' spouses/steady sex partners.

Quality of population size estimates

Population size estimates are used to calculate the relative risks presented in this report. The Global AIDS Monitoring system collects population size estimates. Some of the submitted size estimates are considered subnational, and UNAIDS uses regional medians of the population proportions of submitted size estimates to fill in missing information or extrapolate from subnational estimates.

The regional sections of this report include tables on the estimated size of key populations. These data are based on values reported through Global AIDS Monitoring in 2018 and 2019. A comprehensive review of the data was conducted during these reporting rounds, and estimates therefore should not be compared with data presented in previous UNAIDS reports. As a result of this process, the estimates reported can be categorized as follows:

- “National population size estimate” refers to estimates that are empirically derived using one of the following methods: multiplier, capture–recapture, mapping/enumeration, network scale up method (NSUM) or population-based survey, or respondent-driven sampling-successive sampling (RDS-SS). Estimates had to be national or a combination of multiple sites with a clear approach to extrapolating to a national estimate.
- “Local population size estimate” refers to estimates that are empirically derived using one of the previously mentioned methods, but only for a subnational group of sites that are insufficient for national extrapolation.
- “Insufficient data” refers either to estimates derived from expert opinions, Delphi, wisdom of crowds, programmatic results or registry, regional benchmarks or unknown methods, or estimates derived prior to 2015. Estimates may or may not be national.

Part 4. Subnational HIV estimates for sub-Saharan Africa and the Caribbean

Subnational HIV estimates were generated for 38 countries in sub-Saharan Africa and also for Haiti in the Caribbean. The indicator displayed on the map on page 19 is the incidence of HIV infection among females aged 15 to 24 years by subnational level.

Two methods were used to generate the subnational estimates: the Naomi model was used by 21 countries (20 in sub-Saharan Africa and one in the Caribbean), while a simpler district disaggregation method was used for 18 other countries in sub-Saharan Africa (see table on page 430).

Naomi model: This model uses small area estimation to jointly model HIV prevalence and people living with HIV, antiretroviral therapy coverage and HIV incidence. The model combines subnational-level data about multiple outcomes from several sources in a Bayesian statistical model. It uses national population-based survey data and antiretroviral therapy and antenatal clinic testing service provision data to provide robust indicators of subnational HIV burden. It provides estimates and uncertainty ranges for a number of indicators (including HIV prevalence, people living with HIV, antiretroviral therapy coverage, HIV incidence and new infections) by sex, five-year age groups and subnational level.

The model produces estimates at three time points: the year of the most recent population-based survey, the year of the last round of HIV national estimates (2019), and short-term, one-year projections for HIV programme planning purposes. Subnational population estimates by sex and age group are sourced from consensus sources in each country and adjusted to match the populations used within Spectrum by sex and age group.

Cross-sectional estimates for HIV prevalence, antiretroviral therapy coverage and HIV incidence are produced at the mid-point of the most recent nationally representative household survey. For HIV prevalence, the model is calibrated to survey data on HIV prevalence by subnational level, sex and five-year age group from the most

recent population-based survey (Demographic and Health Survey or Population HIV Impact Assessment). Since the survey sample size in each district is relatively small, routinely reported data about HIV prevalence among pregnant women attending their first antenatal care visit, extracted from the national health information system, are used to improve estimates of the spatial pattern of HIV.

Antiretroviral therapy coverage by district, age and sex is estimated from population-based survey data about the presence of antiretroviral biomarkers in HIV-positive survey respondents. Routinely reported antiretroviral therapy coverage among pregnant women prior to their first antenatal care visit is used as a covariate for the spatial pattern of antiretroviral therapy coverage. The antiretroviral therapy coverage and HIV prevalence are also calibrated so that the total number on antiretroviral therapy matches that report in the Spectrum national file.

A challenge for estimating treatment coverage at the district level is that persons may access antiretroviral therapy services in a different district than their residence (for instance, if facilities are closer or felt to provide better services). The model allows for a probability that resident people living with HIV access antiretroviral therapy in a neighbouring district. The prior assumption is that the large majority of people living with HIV will access antiretroviral therapy in their district of residence, but this probability can vary based on district data about the number of people receiving antiretroviral therapy compared to HIV prevalence, antiretroviral therapy coverage and population.

Direct estimates of HIV incidence are not available at the subnational levels. While some recent household surveys have measured HIV incidence at the national level based on biomarker measures for recent HIV infections, too few recent infections are observed in any district to make a robust estimate. Therefore, to estimate HIV incidence at the subnational level, the HIV transmission rate from Spectrum estimates is calculated and applied to small area estimates of

HIV prevalence and antiretroviral therapy coverage in each subnational area. The sex and age distribution in each subnational area is based on HIV incidence rate ratios from Spectrum applied to the population structure in each area.

The model projects from the most recent household survey to the current period by creating a one-step projection of the population to 2019. Population estimates are updated with the latest official estimates. The number of people living with HIV is projected forward based on survival estimates by province, sex and age group from Spectrum over the same period (which accounts for HIV disease progression and the effects of antiretroviral therapy scale-up on reducing AIDS mortality). Antiretroviral therapy coverage is updated based on the number on treatment in 2019 from service provision data.

District disaggregation method: A tool was used to obtain subnational estimates for people living with HIV and new infections by disaggregating the national HIV estimates from the national Spectrum file. The disaggregation was done based on the distribution of people living with HIV aged 15 to 49 years and the subnational total population data provided by the national HIV estimates team. To produce these estimates, the tool requires inputs on the population aged 15 to 49 years, and HIV prevalence among people aged 15 to 49 years by subnational area. The tool first calculates the proportion of people living with HIV aged 15 to 49 years at the national level that are in each district. These proportions are then used to disaggregate other indicators calculated in the Spectrum file. The same distributions are applied to any age and sex group.

The incidence rate among young women aged 15 to 24 years was calculated as follows:

New infections among females aged 15 to 24 years in 2019 / (population of females aged 15 to 24 years—HIV-positive females aged 15 to 24 years) in 2019 * 1000.

Method used for subnational HIV estimates

NO.	COUNTRY	SUBNATIONAL METHOD
1	Angola	District tool
2	Benin	District tool
3	Botswana	District tool
4	Central African Republic	District tool
5	Chad	District tool
6	Congo	District tool
7	Equatorial Guinea	District tool
8	Eritrea	District tool
9	Gabon	District tool
10	Gambia	District tool
11	Ghana	District tool
12	Guinea	District tool
13	Guinea Bissau	District tool
14	Liberia	District tool
15	Mali	District tool
16	Niger	District tool
17	Sierra Leone	District tool
18	South Sudan	District tool
19	Burkina Faso	Naomi
20	Burundi	Naomi
21	Cameroon	Naomi
22	Côte d'Ivoire	Naomi
23	Democratic Republic of the Congo	Naomi
24	Eswatini	Naomi
25	Ethiopia	Naomi
26	Haiti	Naomi
27	Kenya	Naomi
28	Lesotho	Naomi
29	Malawi	Naomi
30	Mozambique	Naomi
31	Namibia	Naomi
32	Nigeria	Naomi
33	Rwanda	Naomi
34	South Africa	Naomi
35	Togo	Naomi
36	Uganda	Naomi
37	United Republic of Tanzania	Naomi
38	Zambia	Naomi
39	Zimbabwe	Naomi

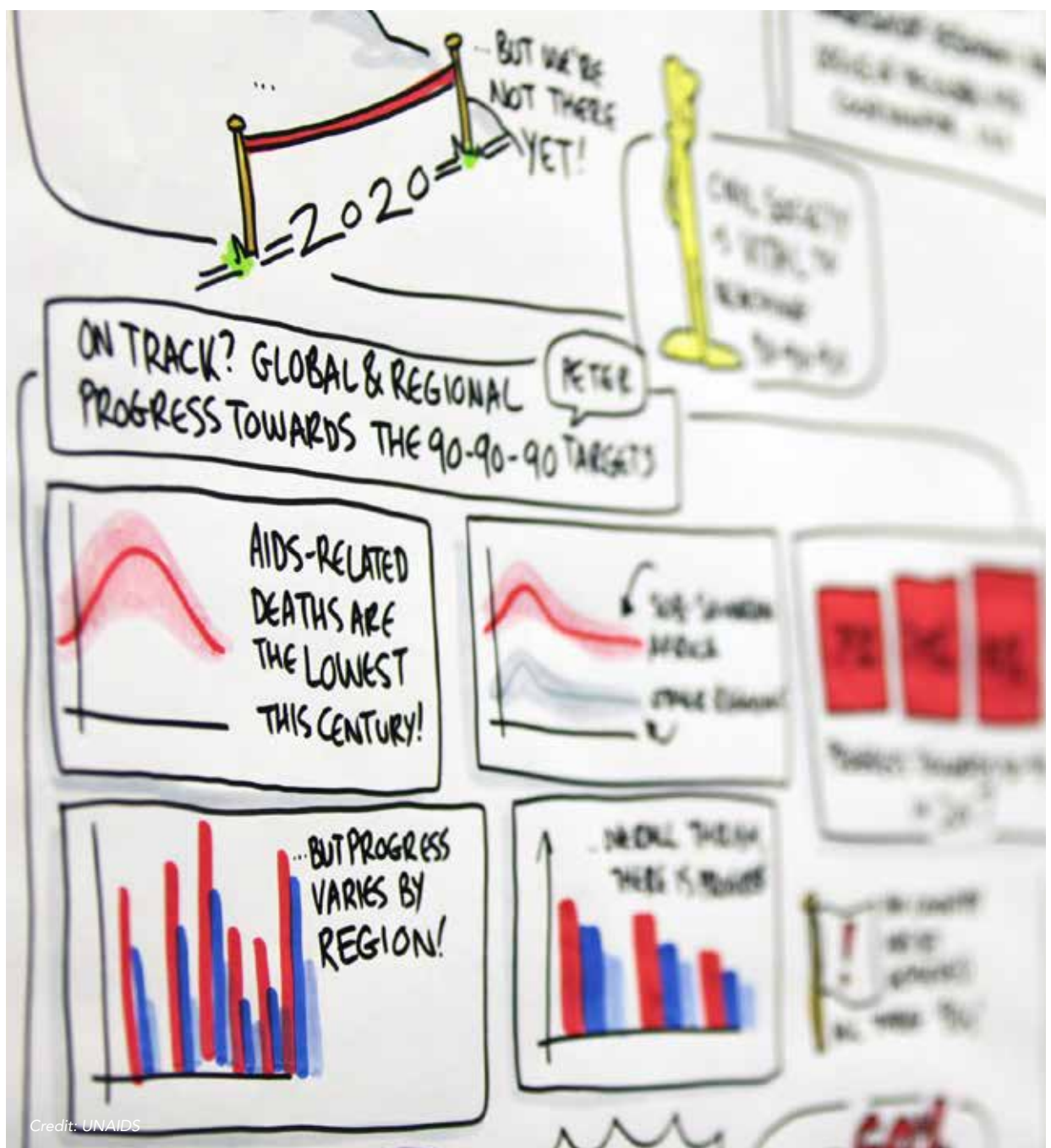
Part 5. Laws and policies scorecards

The regional laws and policies scorecards were constructed based on data reported by countries through the 2017, 2018 and 2019 National Commitments and Policy Instrument, a component of Global AIDS Monitoring (3).

Data submitted by countries through the National Commitments and Policy Instrument are reviewed by UNAIDS. During this review process, UNAIDS

liaises with national Global AIDS Monitoring focal points to request clarification or to revise data submitted through the tool.

Data reported through the National Commitments and Policy Instrument have been complemented with data available from other sources, including global databases and primary sources.



References

1. World Population Prospects 2019 [Internet]. New York: United Nations Department of Economic and Social Affairs; c2020 (<https://population.un.org/wpp/>).
2. Dugdale C. Maternal engagement in care during pregnancy and breastfeeding in the era of lifelong ART. Presentation at UNAIDS Reference Group on Child HIV estimates, Montreux, Switzerland, October 2019.
3. Global AIDS monitoring 2020: indicators for monitoring the 2016 United Nations Political Declaration on HIV and AIDS. Geneva: UNAIDS; 2019 (https://www.unaids.org/sites/default/files/media_asset/global-aids-monitoring_en.pdf, accessed 23 June 2020).
4. Maheu-Giroux M, Marsh K, Doyle C, Godin A, Delauney CL, Johnson LF et al. National HIV testing and diagnosis coverage in sub-Saharan Africa. *AIDS*; 2019;33:S255-S269.
5. Marsh K, Eaton JW, Mahy M, Sabin K, Autenrieth CS, Wanyeki I et al. Global, regional and country-level 90–90–90 estimates for 2018. *AIDS*;33:S213-S226.
6. European Centre for Disease Prevention and Control/WHO Regional Office for Europe. HIV/AIDS surveillance in Europe 2019 – 2018 data. Stockholm: ECDC; 2019 (<https://www.ecdc.europa.eu/sites/default/files/documents/hiv-surveillance-report-2019.pdf>; accessed 7 June 2020).

Copyright: © 2020

Joint United Nations Programme on HIV/AIDS (UNAIDS)

All rights reserved.

The designations employed and the presentation of the material in this publication do not imply the expression of any opinion whatsoever on the part of UNAIDS concerning the legal status of any country, territory, city or area or of its authorities, or concerning the delimitation of its frontiers or boundaries. UNAIDS does not warrant that the information published in this publication is complete and correct and shall not be liable for any damages incurred as a result of its use.

UNAIDS/JC2997E



UNAIDS
Joint United Nations
Programme on HIV/AIDS

20 Avenue Appia
1211 Geneva 27
Switzerland

+41 22 791 3666

unaids.org