



# קשר KESHER

Friday 27 September 2024  
כ"ד אלול ה'תשפ"ד

## To Sit and To Listen לישב ולשמע

Shula Lazar – Principal

In a few short weeks it will be Sukkot with a mitzvah of 'Leishev Basukkah' – dwelling in the sukkah. Luckily for me, and I'm sure many others, the mitzvah is not to build a sukkah. For if that were the case, I would be in a lot of trouble. In my view, the putting together of our 'Sukkah – mart' sukkah takes too many people, too many hours and for some reason it always ends up a little bit wonky. Hashem knew what he was doing when he made the mitzvah Leishev; the mitzvah is consequently accessible to all, even the Ikea-challenged Jew.

The mitzvah of the Shofar has a similar theme. This mitzvah does not ask that we blow the shofar (thankfully, as my skills mean it just sounds like a spit-filled raspberry) but rather 'Lishmoah Kol Shofar' – we must listen to the sound of the shofar.

The mitzvah of Rosh Hashanah is to listen. In our observance of this mitzvah, we stay *shtum* and listen to the piercing sound of the shofar reverberate throughout the shule; one cannot talk between the brachot of the shofar and the first set of blasts until the very last blast at the end of musaf. Even when the chazan is racing that time of quiet, the period of listening and reflecting spans a few hours.

In the lead up to Rosh Hashana I have been reflecting on the importance of listening and the need for silence in order to properly do so.

There are many things that can be done simultaneously. Like walk and chew gum. But there are some cases where doing one thing negates the other, sometimes obviously and other times it is more subtle.

In in what might be seen as an extreme example, in the Torah reading of Rosh Hashana we read that the only one who heard Yishmael cry was Hashem. By Hagar crying herself, she drowned out her ability to hear the cries of her son.

מנגד ותשא את קולה ותבך:  
**And sitting thus afar,  
[Hagar] burst into tears.  
וישמע אלהים את קול הנער  
God heard the cry of the  
boy.**

The ability to really listen, *Lishmoah*, can only truly be achieved when the listener acts as a receiver

פרשת נצבים וילך  
Shabbat Times 

Light candles at 6:03pm  
Shabbat ends 7:01pm

of sound and refrains from emitting sound themselves; it We need to be quiet in order to hear the 'Kol Dmaama Dakka'.

This is something that is sometimes lost on children, and something that I see too often in our students at Yavneh. They think that talking and listening are like walking and chewing gum. This is not the case. In order for our children to really listen they need to stop talking. When you pause and listen, engagement in the conversation is truly two-way. Pauses in conversation allow you take in what the other person is saying, and to reflect and even edit your responses for an enriching conversation. As Steven Covey famously said: "Most people do not listen with the intent to understand; they listen with the intent to reply." He goes on to encourage us to consider a framework that encourages openness of mind, heart and will, which allows us to listen more deeply to one another and foster more meaningful relationships focused on things that matter. None of this is possible if we talk over the top of one another in conversation.

When I was growing up, Shabbat table conversation was controlled by the adults. Moving slightly from the mantra of my mother's childhood where 'children should be seen by not heard', we could join the adult conversation, but on the adults' terms. We were not allowed to dominate the conversation, nor could we converse among ourselves such that the adult conversation was disrupted. What this meant is that as children we were privileged to hear the conversation of adults which was often interesting, joyfully amusing and sometimes even inspiring. We got to hear well-formed and articulate arguments and synopses of recently read books or articles. And even though we took the mickey when my mother performed Shakespeare or recited (what she thought was a) relevant poem, it was an enriching experience. Not to mention the divrei Torah

and words on the parsha. Being silent in order to listen was not, nor did it feel, punitive. Quite the contrary. It was rewarding. Children who stay quiet long enough to listen to the adults in their life improve their oral language, general knowledge, logic and reasoning. (Might not work as well if the adults are loshing, but that's for another drosha). Adults and children who stay quiet long enough to listen to each other benefit from new ways of thinking and the opportunity to reframe, reconsider or better inform their views on the topic of discussion. But this enrichment of experience only happens when there is deep listening which comes from the absence of talking

Our Yavneh students have many endearing qualities. They are funny, curious and kind and give us countless nachas moments. But if I were to give one, generalised, point for improvement it would be that they need to talk less and listen more, both with adults and with each other. Their chatter is drowning out the voice of the other.

Give every man thy ear, but few thy voice

The mitzvah on Pesach is to talk, to tell the story of Yetziyat Mitzrayim and 'kol hamarbeh lesaper, harei ze meshubach'. But the ability to talk on Pesach in a way that is rich, nuanced and informed rests on the time and focus given to listening, starting with Rosh Hashana with the Shofar and continuing throughout the year.

Don't be afraid that insisting that our children stay quiet enough to listen might alienate them. It won't. Instead, it will open the door to more learning, laughing and wisdom, and richer relationships, which is something I'm sure we wish for all our young people.

May the year ahead bring quiet and peace to us and all of Am Yisrael.

Wishing our families a Kativa ve Chatima Tova, a Shana Tova U Metukah

Morah Shula

Wishing you  
and your family a

Shana Tova

לשנה טובה

תכתבו ותחתמו





## The Path of Lasting Change

Rav Noam Sender – Jewish Studies Educator

How do we change as human beings? Inspired by the big, inspiring moments or crafted slowly by the day to day?

I think our Parsha, the final Parsha of the year, seems to suggest it is both.

So many of us feel that if only something big or dramatic could happen to us, THEN we would change. And so we wait for the big day. However, Moshe tells us that this is not the path. **It is not in the heavens**, that you should say, 'Who among us can go up to the heavens and get it for us and impart it to us, that we may observe it?' **Neither is it beyond the sea**, that you should say, 'Who among us can cross to the other side of the sea and get it for us and impart it to us, that we may observe it?'

**No, the thing is very close to you, in your mouth and in your heart, to observe it.**

Based upon these famous words, Rav Yisrael Shapira says that developing a relationship with Hashem and making the necessary shifts in our life to live in line with these values does not require some dramatic experience—something "up in the heavens," or "beyond the sea." No, Hashem is to be found "in your mouth and in your heart." Spirituality is not beyond us or outside of us. It is within us, in the mundane, the every day. And positive change comes when we engage in making the mundane meaningful.

But our Parsha also has within in the mitzvah of Hakhel. Every seven years, after the Shemittah year, the nation are to gather together and the king would read the Torah to everyone. Our tradition is filled with many stories of how life-changing this gathering was.

One cannot deny the power of big, dramatic events and their ability to jolt us into a better version of ourselves. So this is the crux of it—there are transformative moments in our life that can alter us forever. However, the real challenge is what we do with that inspiration and how we make it part of our life. This is where the first idea comes in. We can take these big moments and get some momentum, but without a plan of how to add fuel to the fire every day, eventually these feelings will dissipate. After October 7th this past year, many people woke up. We were all jolted into this horrible new reality. And in response to the ongoing tragedy, many people took it upon themselves to grow and to change and improve their lives and relationship with Hashem. We all asked ourselves, what does it mean to be a Jew in the world today. But, with time, that momentum wore off, as we were worn down by the ongoing conflict and the travails of life. And this we know to be true. Big events, whether "good" or "bad," cannot be transformative if we don't seek out their resonance "in our hearts and our mouths."

We are coming up on some big moments. Please God, our experiences over the High Holidays should be powerful and inspiring and with a clarity borne of a difficult year behind us. But then the real work comes—then we must take that inspiration and channel it into our every day so that we can truly become the people and the nation we are supposed to become.

Wishing you all a Shabbat Shalom and a Shana Tova UMetuka, a sweet and happy New Year, a year of the full and complete Redemption.





## SK's Shana Tova Cards In The Mail

*Kendall Doenau, Kinder Room Leader*


The SK children have been hard at work this past week creating some very special cards and honey cake recipes to send off to their families, wishing them a very happy and sweet new year. The children have been focusing on addressing their letters and took a walk to the post box to ensure their cards reached their families for Rosh Hashanah. Keep an eye out for this extra special post. Shana Tova from our Senior Kindergarten children.



## Shofar Factory



This week, the ELC had an exciting visit from the Shofar Factory. Rabbi Velly Slavin visited the Crèche and Kinders to teach them about the process of making a shofar for Rosh Hashana. He explained where shofars come from, the animals they are made from, and what makes a shofar kosher. Rabbi Slavin walked the children through each step of the process—how shofars are hollowed out, cleaned, polished, and the end sawed off to create a mouthpiece. The session concluded with a demonstration of how to blow a shofar, and the children were intrigued, asking many thoughtful questions and showing great interest throughout.





# Kinders Celebrate Rosh Hashanah

This week, our Junior and Senior Kinder students had the joy of participating in a model Rosh Hashanah seuda as part of their preparations for the chag. The tables were beautifully set with round challot, grape juice, honey, apples, and all the simanim—pomegranates, dates, carrots, and more! The children sang their favourite Rosh Hashanah songs, with the girls lighting Yom Tov candles and practising their brachot, while the boys made kiddush and sang Shehecheyanu. Dipping the apple in honey was a highlight for everyone, as was enjoying the round challot. In the lead-up to this celebration, our Kinder students have been immersed in learning about the significance of the simanim, practising Rosh Hashanah tefillot and tunes, and understanding the minhagim. A big thank you to all our teachers and staff for preparing the children so well. The students are excited to share all their learning with their families.





## What if we lived like a bee?

**Charlene Orwin**, Head of Yavneh Early Learning Centre

Our Rosh Hashanah learning is “abuzz” in our ELC, and one of the highlights of this time of year is our annual visit from “The Bee Lady” – learning all about how honey is made, the queen bee, looking at the hive, and watching them buzz about as they work and create. But for the purpose of this article, I would like to focus on the many valuable lessons we can take from the bee.

It may sound strange to suggest that humans can learn life lessons from bees. Obviously, these small insects are not as developed as we are. They don’t talk, read, or write. Our homes are much more complicated than their hives, and we have imagination, consciousness, personalities, souls, and moral judgment. But despite this, there are some major life lessons we can learn from bees.

- **Teamwork:** Honeybees are nature’s ultimate team players. They work together in everything they do. They also behave as if others matter, while at the same time keeping the common good of the hive as their main priority. If one bee is suffering or falling behind, the others step up and do the work, making sure that collective productivity is never reduced.
- As with all well-functioning teams, bees thrive on **collective decision-making**. They display flexibility and adaptability, robustness, and self-organisation. Bee life really is a “one for all and all for one” society.
- **Do good, for goodness’ sake:** When bees pollinate flowers, they don’t do it with the reward in mind, but rather in the act of pollination itself – this ensures the continuity of bees in the long run. Honeybees do not control the cycle of life, but their acts of kindness always pay off.
- **Efficiency:** Bees don’t multitask. Instead, they focus only on their top priority – their main focus. Each bee has different jobs, and they stick to them. They don’t interrupt any other bee and they don’t suffer from “FOMO.” This is how they remain efficient. They don’t waste time on anything other than living their purpose and contributing where they are most capable.
- **Flexibility:** Bees survive by adapting to their surroundings. They are continuously evolving. If relocated from one region to another, they quickly scout the new environment and communicate their findings. They are not discouraged by new locations or temperatures... they are not discouraged by change. They certainly understand the benefits of a “growth mindset.”
- **Seize the day:** Bees live in the present instead of holding on to ineffective ways of the past. They make honey during daylight, taking advantage of every moment of sunlight, even packing food into odd corners to avoid wasting time. They also never stop learning.
- **Leadership:** Each bee colony has a queen. The queen knows her role and performs her duties without interfering with the work of her subjects. And although the bees depend on their queen, she still behaves as a servant to her hive. All bees respect their assigned roles and carry out their duties accordingly.
- **Communication:** Bees are deeply engaged with each other. They keep each other informed about changes in their environment. They never break contact with the group and are constantly passing on information they receive.
- **Zoom in:** Have you ever taken a photo of a frame of bees? What’s really interesting is what happens when you zoom in on those photos. You can see what’s happening under all those bees. In each cell of the honeycomb, there is pollen, an egg, larvae, or capped brood—when the larvae begin to pupate (turn into a bee), the worker bees cap the cell. When the new bee is ready, it chews its way out of the cell. Zooming in is a valuable life lesson—seeking to understand what’s happening beneath the busy surface can be enlightening!
- **Time out:** Contrary to the common belief that they work all the time, bees actually spend two-thirds of their time doing nothing. They work hard with unwavering dedication and discipline, but they also get plenty of rest to recharge.

In conclusion, if we all lived our lives with the simplicity of purpose that bees use in their family (hive), we could improve our lives... one day at a time.





# Grandparents & Special Friends Pre-Rosh Hashana Challah Bake – Round 2!



Our ELC was buzzing with excitement as we welcomed grandparents and special friends for a memorable Pre-Rosh Hashana Challah Bake. The children were so thrilled to spend time with grandparents/special friends, making challah with raisins for a sweet new year, decorating challah boards to adorn the Rosh Hashana table, and participating in a time capsule activity that will be tucked away until 2031/32, their Bar/Bat Mitzvah year.

Rav Noam blew the shofar for everyone, with the children eagerly sharing what sounds the shofar makes. They also sang Rosh Hashana songs, including "Hamelech Basadeh," before diving into the round robin of activities. A special thank you to our Year 10 students for lending a helping hand and to Morah Shula for sharing her meaningful words with us. It was truly an enjoyable and heart-warming morning for all!





## Honey Cake

### Ingredients:

- 4 eggs
- 1 cup oil
- 1 cup sugar
- 1 cup hot coffee
- 1 tsp vanilla essence
- 1 cup honey
- 2 cups self raising flour

### Method:

Combine eggs, oil, sugar, honey, vanilla and half of the hot coffee. Mix well. Add flour and coffee slowly alternating. Mixture will be fairly liquid. Bake in 180 degrees C oven for 45 mins to 1 hour until knife inserted in centre comes out clean.



## Mazal Tavs!

Mazel Tov to Rav Noam and Sara Sendor and family on Tsofiya's upcoming Bat Mitzvah



## Made Aliya?

Please contact the College at [reception@yavneh.vic.edu.au](mailto:reception@yavneh.vic.edu.au) to let us know if any ex-students have made Aliya, so we can update the Aliya Honour Board.

## Bar/Bat Mitzvah

Please remember to register the date of your son or daughter's Bar/Bat Mitzvah at Reception on 9528 4911 or email [reception@yavneh.vic.edu.au](mailto:reception@yavneh.vic.edu.au)

The Yavneh Family mourns, with our brothers and sisters in Israel and prays for the safe return of the hostages. May your family know no more sorrow.



**To include your announcement in Kesher, please email [reception@yavneh.vic.edu.au](mailto:reception@yavneh.vic.edu.au) with relevant names and contact information**

**Please note that the next issue of Kesher will be Friday 1 November 2024.**

## Uniform Shop

YPO Second Hand Uniform Shop welcomes your donations of pre-loved uniforms in good condition. All proceeds from sales support our Yavneh children via YPO projects.

Contact

[SecondHandUniform@yavneh.vic.edu.au](mailto:SecondHandUniform@yavneh.vic.edu.au)

If you wish to buy or donate pre-loved uniforms. Join over 350 members in the Yavneh 2nd Hand Uniform & Books Facebook group to buy and sell your pre-loved uniforms, books or extra-curricular gear (eg. ballet, karate, cricket kit). Please restrict the sales and requests to items relevant to education





## This week in JLife Primary

**Sara Amzalak, Head of Jewish Life and Learning (Primary)**

With the last week of the Elul Bracha-A-Thon and two special lunch time activities, it was another busy week in JLife.

On Tuesday at lunch recess, students from Years 2-4 were able to learn and interact with the Shofar factory and on Thursday lunch recess, Years 1-4 came to take a Barcha Quiz. Upon completing the quiz, students were treated to ice cream after reciting the Bracha Shehakol.

Winners from the HaAdama activities last week were:

Answering Amen – Zac. K 3B

Find-a-Word – Leon. L 1A

Kitchen Hunt – Micah. B 4B

Food Maze – Beeri. M 3B

Colouring In – Edden. H 1B, Asha. L 3A, Libby. G 3B, Millie. L 4B, Kerem. M 5A and Ella. S 5A

HaAdama faces on a Plate – Netanya. M PB, Ezra. E 1A, Lior. S 2A and Goldie. G 2A

Winners of this week's Shehakol activities were announced at the final term assembly on Friday and prizes were awarded. The Elul Tzedakah raffle was also drawn at the assembly. Well done to all winners.

Winner of the JLife Quiz was Remi. O 5A

All Primary Students were given a Tishrei chart to fill in. Please encourage your child/ren to participate and do what they can. A raffle for all participants will be drawn. A special apple lollipop treat from JLife was also handed out, to wish everyone a sweet new year. Wishing everyone a Ktiva v'Chatima Tova L'Shana Tova U'Metukah.

# A JOURNEY THROUGH Tishrei



## TISHREI CHECK LIST

Student Name: \_\_\_\_\_  
 Year Level: \_\_\_\_\_  
 Parent Signature: \_\_\_\_\_

	WEDNESDAY	THURSDAY	FRIDAY	SHABBAT
<b>2</b> ראש השנה <b>Erev</b>	<b>3</b> ראש השנה <b>1st Day</b>	<b>4</b> ראש השנה <b>2nd Day</b>	<b>5</b> ראש השנה <b>1st Day</b>	
<input type="checkbox"/> Davened <input type="checkbox"/> Did an act of Chesed <input type="checkbox"/> Gave Tzedaka <input type="checkbox"/> Said Tehillim <input type="checkbox"/> Helped set the Yom Tov table <input type="checkbox"/> Dipped apple into honey	<input type="checkbox"/> Davened in Shule <input type="checkbox"/> Did an act of Chesed <input type="checkbox"/> Heard the 'Kor' <input type="checkbox"/> Ate round challah dipped in honey <input type="checkbox"/> Went to 'Tlalim' <input type="checkbox"/> Light Holiday Candles after 7:00PM from a pre-existing flame	<input type="checkbox"/> Davened in Shule <input type="checkbox"/> Did an act of Chesed <input type="checkbox"/> Heard the 'Kor' <input type="checkbox"/> Wore my Yom Tov clothes <input type="checkbox"/> Ate a Yom Tov meal & bentsched <input type="checkbox"/> Light Shabbat Candles after 7:00PM from a pre-existing flame	<input type="checkbox"/> Davened in Shule <input type="checkbox"/> Did an act of Chesed <input type="checkbox"/> Said Tehillim <input type="checkbox"/> Heard Kiddush <input type="checkbox"/> Heard Kiddalah	
<b>6</b> יום כיפור <b>The Fast of Gedalia</b>	<b>7</b> יום כיפור	<b>8</b> יום כיפור	<b>9</b> יום כיפור	<b>10</b> יום כיפור
<input type="checkbox"/> Davened <input type="checkbox"/> Did an act of Chesed <input type="checkbox"/> Gave Tzedaka <input type="checkbox"/> Said Tehillim <input type="checkbox"/> Didn't eat much	<input type="checkbox"/> Davened <input type="checkbox"/> Did an act of Chesed <input type="checkbox"/> Gave Tzedaka <input type="checkbox"/> Said Tehillim	<input type="checkbox"/> Davened <input type="checkbox"/> Did an act of Chesed <input type="checkbox"/> Gave Tzedaka <input type="checkbox"/> Said Tehillim	<input type="checkbox"/> Davened <input type="checkbox"/> Did an act of Chesed <input type="checkbox"/> Gave Tzedaka <input type="checkbox"/> Said Tehillim	<input type="checkbox"/> Davened <input type="checkbox"/> Did an act of Chesed <input type="checkbox"/> Gave extra Tzedaka <input type="checkbox"/> Dressed in my Shabbat/Yom Tov clothes <input type="checkbox"/> Candles Lighting / Fast Begins at 7:00PM
<b>13</b> יום כיפור	<b>14</b> יום כיפור	<b>15</b> יום כיפור	<b>16</b> יום כיפור	<b>17</b> יום כיפור
<input type="checkbox"/> Davened <input type="checkbox"/> Said Tehillim <input type="checkbox"/> Did an act of Chesed <input type="checkbox"/> Gave Tzedaka <input type="checkbox"/> Helped build or decorate a Sukkah	<input type="checkbox"/> Davened <input type="checkbox"/> Said Tehillim <input type="checkbox"/> Did an act of Chesed <input type="checkbox"/> Gave Tzedaka <input type="checkbox"/> Helped build or decorate a Sukkah	<input type="checkbox"/> Davened <input type="checkbox"/> Said Tehillim <input type="checkbox"/> Did an act of Chesed <input type="checkbox"/> Gave Tzedaka <input type="checkbox"/> Helped build or decorate a Sukkah	<input type="checkbox"/> Davened <input type="checkbox"/> Did an act of Chesed <input type="checkbox"/> Gave Tzedaka <input type="checkbox"/> Said Tehillim	<input type="checkbox"/> Davened <input type="checkbox"/> Did an act of Chesed <input type="checkbox"/> Bentsched in my Shabbat/Yom Tov clothes <input type="checkbox"/> Light Holiday Candles after 8:00PM from a pre-existing flame
<b>20</b> יום כיפור	<b>21</b> יום כיפור	<b>22</b> יום כיפור	<b>23</b> יום כיפור	<b>24</b> יום כיפור
<input type="checkbox"/> Davened <input type="checkbox"/> Did an act of Chesed <input type="checkbox"/> Gave Tzedaka <input type="checkbox"/> Bentsched in my Shabbat/Yom Tov clothes <input type="checkbox"/> Ate in a Sukkah & made a Bracha	<input type="checkbox"/> Davened <input type="checkbox"/> Did an act of Chesed <input type="checkbox"/> Gave Tzedaka <input type="checkbox"/> Bentsched in my Shabbat/Yom Tov clothes <input type="checkbox"/> Ate in a Sukkah & made a Bracha	<input type="checkbox"/> Davened <input type="checkbox"/> Did an act of Chesed <input type="checkbox"/> Gave Tzedaka <input type="checkbox"/> Bentsched in my Shabbat/Yom Tov clothes <input type="checkbox"/> Ate in a Sukkah & made a Bracha	<input type="checkbox"/> Davened <input type="checkbox"/> Did an act of Chesed <input type="checkbox"/> Gave Tzedaka <input type="checkbox"/> Helped set the Yom Tov table <input type="checkbox"/> Light Holiday Candles after 8:20PM from a pre-existing flame	<input type="checkbox"/> Davened in Shule <input type="checkbox"/> Did an act of Chesed <input type="checkbox"/> Wore my Yom Tov clothes <input type="checkbox"/> Danced and Sang <input type="checkbox"/> Light Holiday Candles after 8:20PM from a pre-existing flame
<b>27</b> יום כיפור	<b>28</b> יום כיפור	<b>29</b> יום כיפור	<b>30</b> יום כיפור	<b>1</b> יום כיפור
<input type="checkbox"/> Davened <input type="checkbox"/> Did an act of Chesed <input type="checkbox"/> Gave Tzedaka <input type="checkbox"/> Said Tehillim <input type="checkbox"/> Set out my uniform for school tomorrow	<input type="checkbox"/> Davened <input type="checkbox"/> Did an act of Chesed <input type="checkbox"/> Gave Tzedaka <input type="checkbox"/> Said Tehillim <input type="checkbox"/> Ate Challah and Bentsched	<input type="checkbox"/> Davened <input type="checkbox"/> Did an act of Chesed <input type="checkbox"/> Gave Tzedaka <input type="checkbox"/> Said Tehillim <input type="checkbox"/> Ate Challah and Bentsched	<input type="checkbox"/> Davened in Shule <input type="checkbox"/> Did an act of Chesed <input type="checkbox"/> Blessed the New Month <input type="checkbox"/> Did an act of Chesed <input type="checkbox"/> Heard Kiddush <input type="checkbox"/> Ate Challah and Bentsched	<input type="checkbox"/> Davened in Shule <input type="checkbox"/> Did an act of Chesed <input type="checkbox"/> Blessed the New Month <input type="checkbox"/> Did an act of Chesed <input type="checkbox"/> Heard Kiddush <input type="checkbox"/> Ate Challah and Bentsched

This week's quiz is:



Please do not fill in on Shabbat and Yom Tov




A project of JLife



## Kriability: Confident Hebrew Readers

**Rivki Abelesz**, Kriyah Co-ordinator (Kinder – Year 7)

Our new Hebrew reading program, 'Kriability,' is off to a fantastic start in our Primary School! Students and teachers alike are enjoying the program, with students gaining confidence in their Hebrew reading accuracy and fluency. Years 1 and 2 are focusing on blending letters with Nekudot, while Years 3-6 are mastering Kriah rules and applying them to words and texts. We look forward to seeing continued success as our students progress in their Hebrew reading proficiency.



## Uncovering History: Year 4s Study of Early Australia

**Natalie Ackerfeld and Helen Krechman**, Primary General Studies

This term, Year 4 has studied Australia's early colonisation and the impact of the European explorers. They learnt what life was like for the Indigenous and Torres Strait Islander peoples before they arrived.

Students continued to develop their skills in analysing, researching, reading, and recording, along with their dispositions of curiosity, interest, and engagement in their new learning. They demonstrated their understanding in a variety of ways, such as posters, drawings, and writing, and shared their new learning through a multitude of presentation styles.





## SHO-FAR SHO-GOOD

**Sue Ash, Primary Jewish Studies Teacher**

For our Rosh Hashanah learning, like all our teaching learning, we always prepare using our G.A.N.A.G schema.

First, we get clear on our lesson GOALS. What are we going to learn about? Answer, we are learning about Rosh Hashanah and more specifically, about the Shofarin relation to Rosh Hashana. We also think about how our children will show their understanding and what dispositions do we want to nurture throughout the learning process.

Then we ACCESS PRIOR KNOWLEDGE of our children through guiding questions or an image. We record the children's responses on the board using words and/or drawings. Questions like: What is a Shofar? Where does it come from? What sounds do they make? What else do you know about Shofars?

NEW LEARNING is the next stage of our learning process. We explain and add to what they already know. This can be done by showing examples of a Shofar, a video, someone coming to demonstrate the sounds and/or how a Shofar is made, and any other relevant information.

APPLYING KNOWLEDGE reveals to teachers how much children have understood. They are encouraged to apply what they have learnt about the shofar through arts and crafts, writing, a personal Machzor, etc

Finally, we conduct a GOAL REVIEW. We review our lesson goal and check again for learning and understanding. We refer to the visual which captured their prior knowledge and add to it to make their learning visible to them.

Rosh Hashanah is a major learning experience for all children with very many lesson goals.

May all their learning contribute to a

כתיבה וחתומה טובה ושנה טובה ומתוקה

Ketivah Vachatima Tova and a Shana Tovah Umetukah.



## Dice, Count, and Color!

**Loren Pamensky, Prep**

This week, our Prep students explored "counting on" using two dice. They rolled the dice and used the higher number to start counting, learning that they don't always have to begin at one.

To reinforce their skills, the students colored in the

corresponding numbers on their worksheets. This hands-on activity was not only enjoyable but also helped consolidate their understanding of numbers.



## Year 4 Siyum Celebrating Tefilat Shemoneh Esreh

**Ettie Spigelman and Pnina Landau**, Primary Jewish Studies

This week, Year 4 marked an exciting milestone in their learning with a Siyum party to celebrate completing Tefilat Shemoneh Esreh.

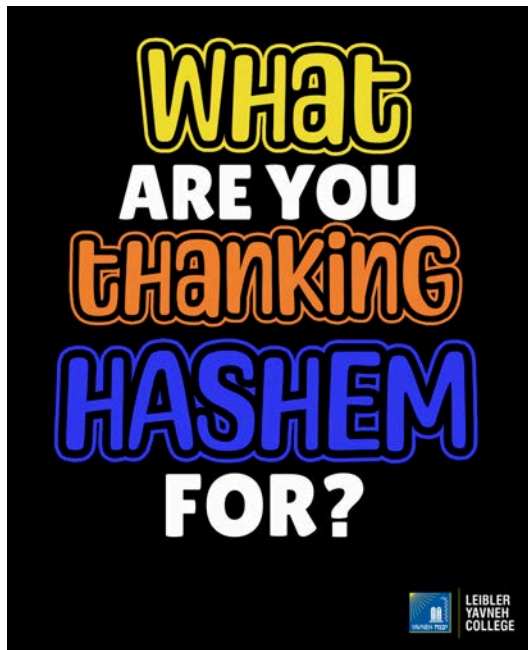
The event was filled with fun, food, and meaningful reflection.

To start the celebration, the students enjoyed a delicious spread of pizza, chips, and ice cream. It was a well-deserved treat after weeks of hard work and dedication to mastering this special prayer. Following the meal, the real competition began as boys and girls went head-to-head in an exciting trivia game displayed on the screen. The students enthusiastically tested their knowledge of Tefillah, showcasing just how much they've learnt.

The Siyum concluded with a special activity: the Gratitude Tree. Each student wrote something they were thankful for, inspired by the blessings in Shemoneh Esreh, and placed their notes on our "Gratitude Tree." This served as a beautiful reminder of how prayer connects us to Hashem and helps us appreciate the blessings in our lives.

It was a memorable event, filled with joy, learning, and gratitude!

Morah Pnina, Morah Ettie, and the Year 4s



## Year 2 Math Collaboration

**Sue Crothers**, Primary Teacher





# Primary Rosh Hashana Cards

Dr Samara Adamson-Pinczewski,  
Primary Art Teacher

In the lead up to Rosh Hashanah, Year 4, Year 5 and Year 6 students created beautiful Rosh Hashanah cards. Students began the activity by exploring Jewish New Year symbols, and design elements and principles, for instance composition, colour, shape, pattern and surface texture. Students experimented with mark making techniques to create a unique artwork. They used a wide range of drawing materials, including coloured pencil, marker, Posca, Sharpie, Progresso and metallic marker. Year 4, Year 5 and Year 6 students experienced much joy in the making of Rosh Hashanah cards.




Millie L



Lior V



Azriel Z



Aviva P



Yonatan B



Kerem M



Evie W



Maya L



Aviya K



Ella S



Gila B



Ella I




## Community Service - Yavneh's Impact with Flying Fox



Yavneh is proud to collaborate with Flying Fox, a not-for-profit organisation that provides social opportunities for young people with and without disabilities. Through this initiative, Flying Fox empowers young adult volunteers to support participants with disabilities, helping them develop independence, engage more in the community, and thrive as equal members of society.

Yavneh students in years 7,10 and 11 undertook the commitment of attending training and workshops in preparation for their roles as aides, carers, and leaders on a recent three-day overnight camp. Their strength of character, Ahavat Yisrael, and maturity have shone through, and we couldn't be prouder of the community-minded, generous individuals they have become. The feedback from Flying Fox has been outstanding, with our students bringing ruach, energy, and love to the participants.

Throughout the camp, our students were hands-on, caring for their buddies from morning until night. It was an experience that not only changes and grows a person but also reinforces the truth that the more you give, the more you gain. By stepping out of their comfort zones and building meaningful connections, they embodied the Yavneh difference—students who are mentchen, display chessed as true community-minded givers. Nachat!



# Secondary: *volunteering*



## Powerful Pre Yamim Nora'im Assembly


On Wednesday, the Secondary School held a powerful pre-Rosh Hashana assembly. Mrs Wonder opened by bringing the school together to spiritually prepare for the upcoming Chag. Morah Shula shared a meaningful message on 'Lishmoah kol Shofar,' reminding us that the mitzvah of Rosh Hashana is not to blow the shofar, but to hear it. Emphasizing that listening requires silence—listening and talking cannot happen at the same time. Morah Shula urged everyone to stop talking and start listening, to become better people and better friends.

Three teachers then shared personal reflections on the tefillot they connect to during Rosh Hashana and Yom Kippur. Rabbi Levin spoke about the powerful feeling of hearing everyone daven together and the unity in the words 'Hashem Hu HaElokim!' Mrs Allen reflected on the power of Birkat Kohanim and finding a tefillah that resonates, drawing on the deep generational connection in prayer. Morah Michal shared her connection to Neilah, recalling her long walks to shul just to hear this final tefillah, asking Hashem to redirect us and recognising, the moment in Hashem's Heavenly Court.

Noah Epstein from JLife then recapped the 4 Zionist Camps at our school, expressing gratitude to all the staff and the five Israeli madrichim for their ruach, energy, and dedication to building personal connections with our students.



In what has become a Yavneh tradition the Kohanim, both teachers and students, stood before the school to bless everybody. Then, Rav Noam led us in a Tisch, capturing the spiritual intensity of this month. As the tunes grew louder and more powerful, the students sang with passion, fully immersed in the preparation for Rosh Hashana. All the students, arm in arm, swayed on the stage, in two large circles. Singing Avinu Malkeinu with achdut and joy, the atmosphere was electric. This is the Yavneh difference — living Yiddishkeit with strength, kavanah, and positivity! The assembly concluded with a passionate L'shana Haba, as the whole school danced in a circle, united in spirit as we prepare to enter Rosh Hashana. What a way to prepare for the Yamim Nora'im!





our new

LEIBLER  
YAVNEH  
COLLEGE



# School Captains



## Captains Emily & Yehuda

Hey Yavneh! Emily and Yehuda here, we are super excited to be your new college captains! We're so keen for the year to come and we've got heaps planned. Along with the usual shabclubs, assemblies, and Keshet, we've got a whole load of new initiatives planned. Including new Rosh Chodesh surprises, scavenger hunts throughout the year, and heaps of new events to come. Get pumped for 2025!



## Vice Captains Yoni & Hadas

Hey guys! We are Hadas and Yoni, your new Vice Captains! We are looking forward to an incredible 2024/5 filled with amazing activities and great vibes. Make sure to let us know if you have any ideas so everyone can get involved. Get excited!!! #LUVYAV



## JLife Captains Keira & Gilad

Hey Yavneh! We are Keira and Gilad, your new Jewish Life and Zionism Captains for 5785! We are looking forward to a year full of fun and amazing energy throughout the school with epic initiatives, shab-clubs, yonegs, and so much more!! We can't wait for an amazing year ahead with lots of ruach and vibes!! Get pumped!



## Spirit Captains Izak, Josh, Teagan & Shiraz

Hey everyone! As the new spirit captains, we're excited to announce that we have an amazing year ahead of us! We're planning a lot of fun sporting events and activities. We're also bringing back houses as a key part of our school spirit, so get ready for some friendly competition and excitement! We would also love to hear any of your comments or thoughts so just come speak to any one of us. Looking forward to a fantastic year ahead with all of you! From your sport captains, Zak, Josh, Shiraz and Teagan



## Social Action Captains Osha & Romy

Hey Yavneh!!! We're Romy and Osha, your new Social Action Captains, and we can't wait for an epic year ahead! Get ready for exciting events, awesome fundraisers, and plenty of chances for you to connect with and support our community. If you have any ideas or suggestions for the year ahead, we would love to hear them. Let's make a difference together—get pumped!

## The Grand Final Of Mathematics

**Lionel Katz**, VCE Co-ordinator & Head of Mathematics

While many of us are eagerly anticipating various grand finals, the grand finals in Mathematics tend to be a bit more low-key. Mathematics competitions inspire students to challenge themselves intellectually, improve their problem-solving and critical thinking skills, and build proficiency in mathematics. This is why, at the College, we continue to encourage our students to participate in both the Australian Mathematics Competition and the Computational and Algorithmic Thinking (CAT) Competition, run by the Australian Mathematics Trust. At last Friday's assembly, I explained that an algorithm is a process we can follow repeatedly to complete a task or function. Algorithms are part of our everyday lives—whether we're using a mobile phone, checking social media, or even blowing the Shofar during Elul. For those who remember mathematics competitions from years past, the mode of delivery has changed. Competitions are now conducted via a secure website, rather than on a bubble sheet for multiple-choice answers. However, students are still given "scribble sheets" with diagrams where they can perform their calculations.



The following students received certificates for the CAT competition, awarded to those who scored a credit or higher:

**Year 7**

Salvador G – Credit Award

**Year 8**

Jacob S – Credit Award

**Year 9**

Josh B – Credit Award

Zachary L – Credit Award

Benny L – Credit Award

Noam R – Credit Award

**Year 11**


Yoni M – Distinction Award

While we have not yet received all the certificates for the Australian Mathematics Competition, we were delighted to present the 'Best in School' award to Salvador G.



## We farewell our Zionist Madrichim

*Thank You*  
תודה רבה



**Gadi, Rut, Ariella, Yedida and Alon**



Make sure your following us on socials!  
@yavneh\_official

## Upcoming Dates 2024:

### SEPTEMBER

**Friday 27** Last Day of Term 3

### OCTOBER

**Wednesday 2** Erev Rosh Hashanah (closed)

**Thursday 3** Rosh Hashana Day 1 (closed)

**Friday 4** Rosh Hashana Day 2 (Closed)

**Sunday 6** Fast of Gedalia (def)

**Daylight Savings Starts 3am**

**Monday 14 October** - First Day of Term 4

Part of the Community-Wide Event by Zionism Victoria

## DIY LANTERN WORKSHOP ILLUMINATE OCTOBER

**Sunday 6 October,  
Location TBA**

**10:00am - 11:30am:** Yavneh ELC, Yavneh Primary, MizKids, Bnei Akiva Juniors  
**12:00 - 1:30pm:** Yavneh Secondary, Bnei Akiva Intermediates and Seniors  
*Bring your parents, grandparents and special friends.*

We have adopted 360 names of those who have been killed since the war started on 7th October 2023. You're invited to "adopt" a name and create a lantern representing their unique light.

Please RSVP by purchasing a \$5 ticket:  
[www.trybooking.com/CVOYB](http://www.trybooking.com/CVOYB)

## Commemoration for October 7th

Yavneh Secondary will hold a special commemoration for October 7th on the day before the Yahrzeits on Shmini Atzeret. On Hoshana Raba, the students will participate in a special program and assembly - learning Torah and doing Mitzvot in honour of all the victims of the war and our fallen soldiers ה'ד.

Order your copy of the  
**Yavneh cookbook**  
Now only \$20  
The perfect gift for the chagim!  
Order from: [YPO@Yavneh.vic.edu.au](mailto:YPO@Yavneh.vic.edu.au)

**SOUPS, SALADS & SIDES**  
A Collection of Beloved Recipes  
from Leibler Yavneh College

**YPO**  
YAVNEH PARENTS ORGANISATION

**Trivia Night**

**SUNDAY NOV 3RD | SAVE THE DATE!!!**

IF YOU WANT TO BE A TABLE CAPTAIN EMAIL YPO! GET IN EARLY TO RESERVE A TABLE!

IF YOU WANT TO BE INVOLVED IN THE EVENT COMMITTEE EMAIL BELOW ↓

**MORE INFO:**  
YPO@Yavneh.vic.edu.au

LEIBLER YAVNEH COLLEGE

**SOCCER**

**BASKETBALL**

**VOLEYBALL**

**NETBALL**

**MEGA**

**SPORTS CAMP**

SCHOOL HOLIDAY MULTI SPORT PROGRAM

**23-26 + 30 SEP + 1 OCT 2024**  
9AM - 12PM | AGES: 7 - 12

**\$65** AVO NEM

- PRO COACHES
- SKILLS DEVELOPMENT
- FUN MATCH PLAY

SCAN TO BOOK

**GET ACTIVE!**

ENQUIRIES.VIC@MACCABI.COM.AU  
SEARCH.HUMANITIX.COM: "MACCABI MEGA CAMP"

**ROSH HASHANA APPEAL 5785**

Please support the Mizrahi Charity Fund Rosh Hashana Appeal enabling us to assist families across the entire Melbourne Jewish community facing financial hardship. As the demand for assistance steadily increases, we are reliant on your support to ensure that we can make a significant impact on improving the lives of those in need. Please help us change people's lives.

<http://charity.mizrachi.com.au>

Direct Deposit: Mizrahi Charity Fund Ltd  
BSB: 083 510 Account #: 461 329 183  
*Please use your surname as reference*

Or Phone the Office on 8317 2504

**Leibler Yavneh College Chess Club**  
Prep – Year 6, Term 4 2024

**CHESS IDEAS**

**Dates:** 30 October – 4 December (excl.5-Nov)

**Weeks of Chess:** 5-week term

**When:** Wednesday 4.10 – 5.00  
**Where:** Room 1  
**Cost:** \$97.50 for the term (or \$19.50 per session)

**How to Register**  
[www.chessideas.com.au](http://www.chessideas.com.au)  
Sign up & pay for Term 4 at our new website:

If chess club overlaps with your child's school activities, you may deduct the cost of the session from the term total. Help us grow at Leibler Yavneh College! If a new friend signs up to Term 4, you both will get one session free! Deduct the cost of the lesson and mention your friends name in the notes at checkout.

**Why play Chess?** Chess helps sharpen kids minds while having a blast! It boosts critical thinking, problem-solving, and concentration, teaching strategy and confidence. Plus, it's a fun way to build valuable life skills—all through an exciting game!

**What is Chess Club?** Small group classes, led by experienced and passionate coaches. Each class will start with an ability-appropriate lesson and then break out into game-play and coaching.

**New to Chess?** Chess Club is open for kids from Prep – Year 6. They don't need any experience to join, our coaches teach to their ability. Not sure if it's right for your child? Book in your free trial online.

**Who are Chess Ideas?** Victoria's first and premier chess coaching team, providing comprehensive Chess programs since 1994. In addition to clubs, we host tournaments, private coaching and holiday programs – we're all about developing a love of chess in the next generation.

**T&C's All Payments need to be made by the second week of chess. We're unable to provide a refund for missed classes.**

**Students commencing after the first week do not pay for the earlier lessons.**  
P: 0476024483  
E: schools@chess.com.au

**Shana Tovah**

Are you invited out for a Yom Tov/Shabbat meal & don't know what to take?

Why not make a tax deductible donation to the Mizrahi Charity Fund (\$18 min) and get a card to give to your hosts.

Wishing you and your family a Shana Tova Umetuka, a year of prosperity and good health.  
A donation has been made to the Mizrahi Charity Fund in your honor.

A donation has been made to the Mizrahi Charity Fund in honor of your hospitality by:

This wonderful gift enables us to continue our work assisting families facing financial hardship.  
*Shabbat Slalom!*  
from the Mizrahi Charity Fund

Call the office on 8317 2504 to arrange payment & collection

# סימנים ראש השנה

SOME HAVE THE CUSTOM TO HAVE SIMANIM:  
Apple Dipped in Honey

יְהִי רְצוֹן מִלְּפָנֶיךָ ה' אֱלֹהֵינוּ וְאֱלֹהֵי אֲבוֹתֵינוּ, שֶׁתְּחַדֵּשׁ עֲלֵינוּ שָׁנָה טוֹבָה וּמְתוּקָה כְּדָבָשׁ  
May it be your will, Hashem, our God and the God of our forefathers, that You renew us  
for a sweet New Year

## Carrots

יְהִי רְצוֹן מִלְּפָנֶיךָ יי אֱלֹהֵינוּ וְאֱלֹהֵי אֲבוֹתֵינוּ שֶׁתִּרְגַּז עֲלֵינוּ גְזֵרוֹת טוֹבוֹת  
May it be your will, Hashem, our God and the God of our forefathers, that our  
merits increase

## Leeks or Cabbage

יְהִי רְצוֹן מִלְּפָנֶיךָ ה' אֱלֹהֵינוּ וְאֱלֹהֵי אֲבוֹתֵינוּ, שֶׁיִּכְרְתוּ אוֹיְבֵינוּ וְשׂוֹנְאֵינוּ וְכָל מִבְקָשֵׁי רָעָתֵנוּ  
May it be your will, Hashem, our God and the God of our forefathers, that our  
enemies be destroyed

## Beets

יְהִי רְצוֹן מִלְּפָנֶיךָ ה' אֱלֹהֵינוּ וְאֱלֹהֵי אֲבוֹתֵינוּ, שֶׁיִּסְתַּלְקוּ אוֹיְבֵינוּ וְשׂוֹנְאֵינוּ וְכָל מִבְקָשֵׁי רָעָתֵנוּ  
May it be your will, Hashem, our God and the God of our forefathers, that our adversaries  
and prosecutors be removed

## Dates

יְהִי רְצוֹן מִלְּפָנֶיךָ ה' אֱלֹהֵינוּ וְאֱלֹהֵי אֲבוֹתֵינוּ, שֶׁיִּתְמוּ אוֹיְבֵינוּ וְשׂוֹנְאֵינוּ וְכָל מִבְקָשֵׁי רָעָתֵנוּ  
May it be your will, Hashem, our God and the God of our forefathers, that our  
enemies be consumed

## Pumpkin

יְהִי רְצוֹן מִלְּפָנֶיךָ ה' אֱלֹהֵינוּ וְאֱלֹהֵי אֲבוֹתֵינוּ, שֶׁתִּקְרַע רוּעַ גְּזֵר דִּינֵנוּ, וְיִקְרָאוּ לְפָנֶיךָ זְכוֹתֵינוּ  
May it be your will, Hashem, our God and the God of our forefathers, that the decree of  
our sentence be torn asunder, and may our merits be proclaimed before you

## Pomegranate

יְהִי רְצוֹן מִלְּפָנֶיךָ ה' אֱלֹהֵינוּ וְאֱלֹהֵי אֲבוֹתֵינוּ, שֶׁנִּהְיֶה מְלֵאִים מִצְּדוֹת כְּרֵמוֹן  
May it be your will, Hashem, our God and the God of our forefathers, that our merits  
increase as the seeds of the pomegranate

## Head of Fish or Ram

יְהִי רְצוֹן מִלְּפָנֶיךָ ה' אֱלֹהֵינוּ וְאֱלֹהֵי אֲבוֹתֵינוּ, שֶׁנִּהְיֶה לְרֹאשׁ וְלֹא לְזָנָב  
May it be your will, Hashem, our God and the God of our forefathers, that we be as the  
head and not the tail

## Black eyed beans

יְהִי רְצוֹן מִלְּפָנֶיךָ ה' אֱלֹהֵינוּ וְאֱלֹהֵי אֲבוֹתֵינוּ, שֶׁיִּרְבוּ זְכוֹתֵינוּ וְתִלְבַּבְנוּ

