


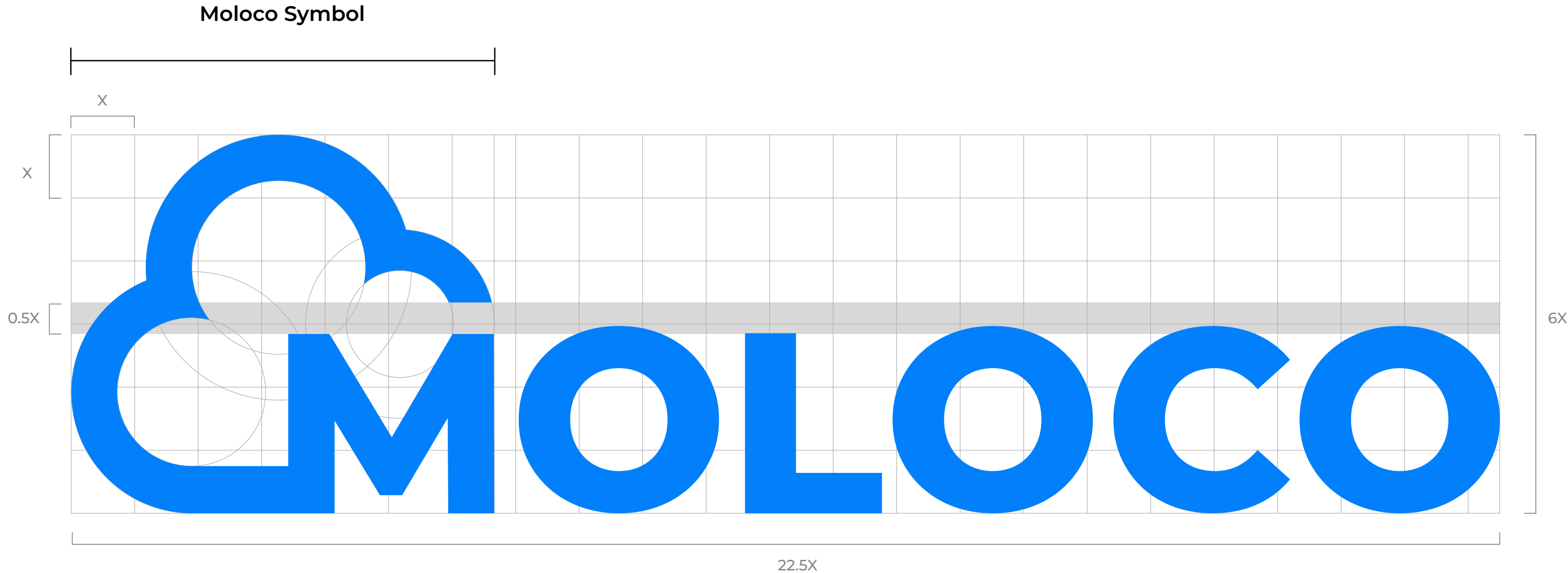
MOLOCO BRAND LOGO GUIDELINES

1. Brand logo

This main version must be used in all general branded materials first.
Our symbol and the horizontal version are to be used for materials which have size or space limitations such as narrow headers, very small artwork or applications like app icons, pencils, etc.

Main version


Vertical version



The exclusion zone around the logos ensures that no other graphic elements impede the logo's legibility. The exclusion zone for the logo is equivalent to the height of the letter "O".

Main version

Vertical version




Moloco brand's symbol is developed to replace the brand logo when used in small areas, such as the limited minimum size of the brand logo, and it is only used in special cases such as avatars on social media profiles and small brand applications.

The symbol is an abbreviated version of the brand logo, so it should be used in a separate space from the brand logo and should avoid using it with the logo. When used together, it needs to be separated by a distance between brand logos.


Brand symbol



Clear space



Approved color avatars



To guarantee the best results, please follow the provided measurements.
We do not recommend reducing these sizes in any way.



Print: 25mm (or approx. 0.98 inches)
Digital: 155px



Print: 16mm (or approx. 0.62 inches)
Digital: 60px



Print: 10mm (or approx. 0.39 inches)
Digital: 30px
Favicon: 16px

Partnership logos where Moloco is the lead should include the Moloco logo on the left, and continue to respect the clear space around it.

Partner logos should be aligned to the optical baseline of Moloco's logotype.

Adjust the ratio of the size to make sure both logos should feel of equal size.

A. with horizontal partner logo



B. with vertical partner logo





Do not adjust or modify the elements of the logo.



Do not use any colors other than approved colors for the logo.



Do not constrain the logo in any shapes.



Do not apply graphic effects to the logo, such as shadows, gradients, overlays, etc.



Do not use the brand mark's typeface as it is or the full logo in place of words.




Do not apply the logo to color backgrounds that lack sufficient contrast.



Do not outline the logo elements.




Do not change the relationship of the logo's elements.




Do not place the logo at an angle or vertically on its side.




Do not remove the symbol.



Do not create unapproved lockups with other logotypes or text in any typefaces.




Do not stretch or distort the logo in any way.



Do not crop the symbol.



Do not change the transparency of the logo.



Do not add decorative elements to the logo.

2. Brand colors

Brand colors

Our brand colors are comprised of four primary blues, supplemented by two yellow colors.

The primary colors represent our core brand identity and should always be used across all media.

The yellow colors are only used to support the key messages or small details.

*Use the color swatches specified here.





*The preferred method of printing is pantone coated.

If not possible, consult with moloco BX designers.




Color palette

2.01


Primary colors

 Moloco blue PANTONE 285C R2 G128 B251 C100 M45 Y0 K0 #0280FB	 Moloco skyblue PANTONE 291C R173 G215 B244 C36 M5 Y0 K0 #ADD7F4	 Moloco medium blue PANTONE 2736C R53 G4 B255 C95 M86 Y0 K0 #3504FF	 Moloco blue PANTONE 2748C C100 M100 Y0 K40 R4 G0 B120 #040078
---	--	---	--



Approved tints for primary colors

 Moloco blue: 80% PANTONE 285C R2 G128 B251 C100 M45 Y0 K0 #0280FB	 Moloco skyblue: 70% PANTONE 291C R173 G215 B244 C36 M5 Y0 K0 #ADD7F4	 Moloco bedium blue : 85% PANTONE 2736C R53 G4 B255 C95 M86 Y0 K0 #3504FF
--	---	---

Approved grays

 Moloco gray 1 PANTONE 427C R236 G237 B238 C9 M6 Y6 K0 #ECEDEE	 Moloco gray 2 PANTONE 428C C18 M12 Y12 K0 R216 G218 B220 #D8DADC	 Moloco gray 3 PANTONE 430C C49 M39 Y38 K20 R128 G128 B128 #808080	 Moloco black PANTONE Black 6C C0 M0 Y0 K100 R0 G0 B0 #000000
--	---	--	---

Complementary colors and tints

 Moloco yellow PANTONE 116C C0 M15 Y92 K0 R254 G213 B5 #FED505	 Moloco dark yellow PANTONE 137C R252 G175 B7 C0 M36 Y94 K0 #FCAF07
--	---

On a white background, Moloco Blue color is used first, but as an exception, the navy color is allowed.

Black is not used as much as possible except in special cases, such as black and white printing.

Moloco blue

Moloco navy

Black

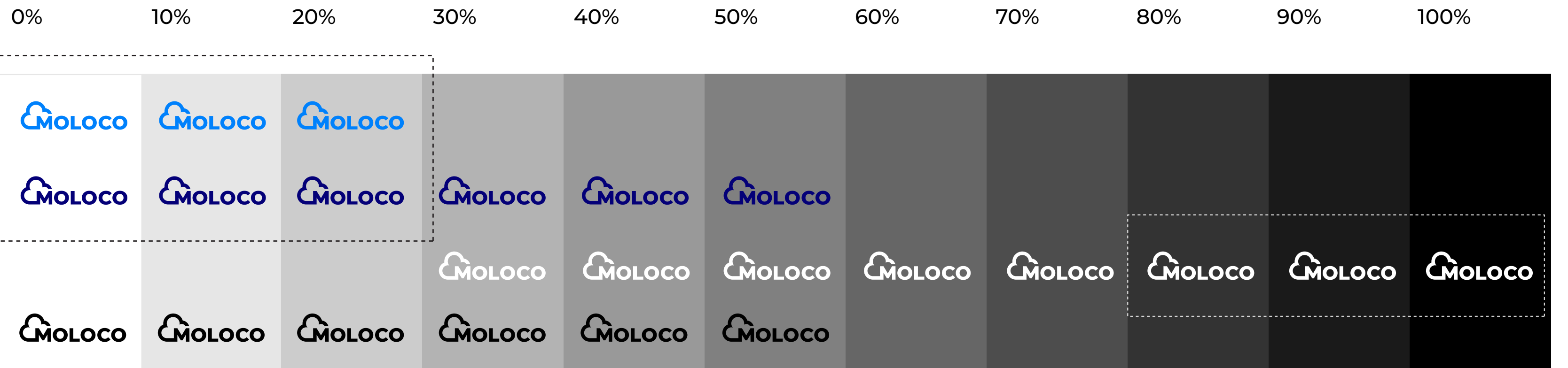
For the background color where brand artwork appears, use the following color utilization for the color of the Moloco logo.



Tint background colors



Color brightness ratio



*For background colors other than the above examples, use the logo color referring to this color brightness ratio.

