

SUDAN



© UNICEF/UNI73759/Holt

STATISTICAL PROFILE ON FEMALE GENITAL MUTILATION

Female genital mutilation (FGM) refers to “all procedures involving partial or total removal of the female external genitalia or other injury to the female genital organs for non-medical reasons.”¹ While the exact number of girls and women worldwide who have undergone FGM remains unknown, at least 200 million girls and women have been cut in 30 countries with representative data on prevalence. FGM is a violation of girls’ and women’s human rights and is condemned by many international treaties and conventions, as well as by national legislation in many countries. Yet, where it is practised FGM is performed in line with tradition and social norms to ensure that girls are socially accepted and marriageable, and to uphold their status and honour and that of the entire family. UNICEF works with government and civil society partners towards the elimination of FGM in countries where it is still practised.

1. World Health Organization, *Eliminating Female Genital Mutilation: An interagency statement*, WHO, UNFPA, UNICEF, UNIFEM, OHCHR, UNHCR, UNECA, UNESCO, UNDP, UNAIDS, WHO, Geneva, 2008, p. 4.

SELECTED STATISTICS ON WOMEN’S STATUS

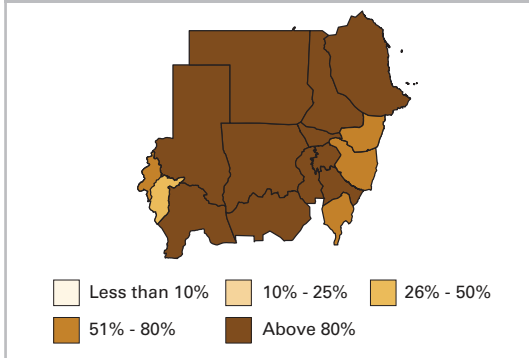
12%	of women 20-24 years old were married or in union before age 15
34%	of women 20-24 years old were married or in union before age 18
22%	of women 20-24 years old have given birth by age 18
34%	of women 15-49 years old think that a husband/partner is justified in hitting/beating his wife under certain circumstances
12%	of currently married women 15-49 years old are using any contraceptive method

Source: MICS 2014

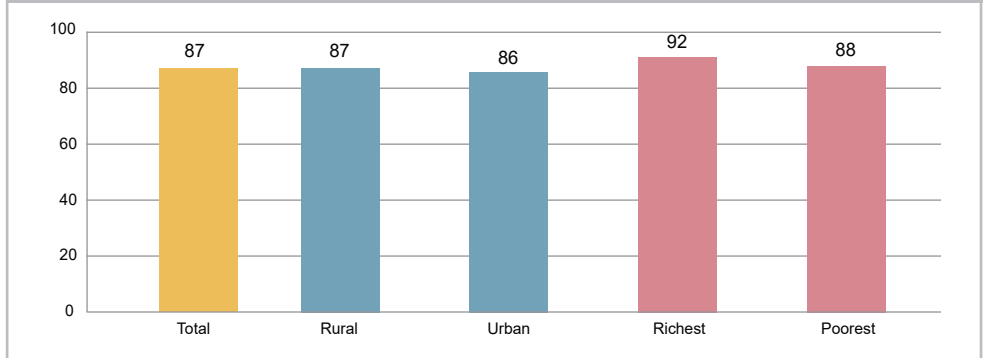
HOW WIDESPREAD IS THE PRACTICE?

Nearly nine out of ten girls and women in Sudan have undergone FGM

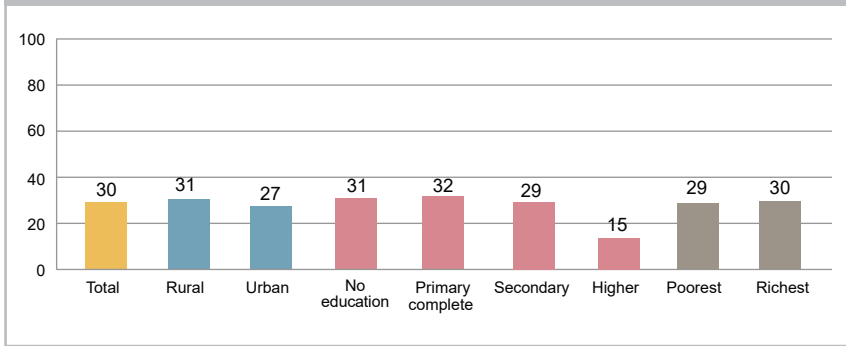
Percentage of girls and women aged 15 to 49 years who have undergone FGM, by state



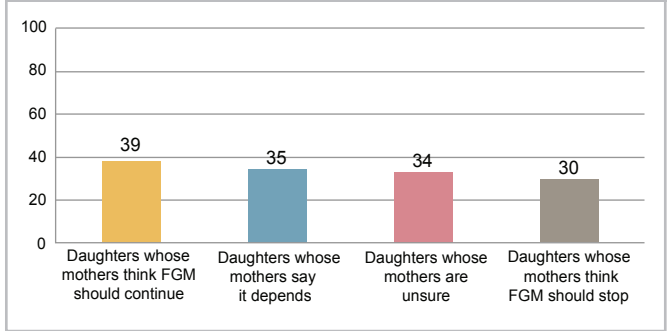
Percentage of girls and women aged 15 to 49 years who have undergone FGM, by residence and household wealth quintile



Percentage of girls aged 0 to 14 years who have undergone FGM (as reported by their mothers), by residence, mother's education and household wealth quintile



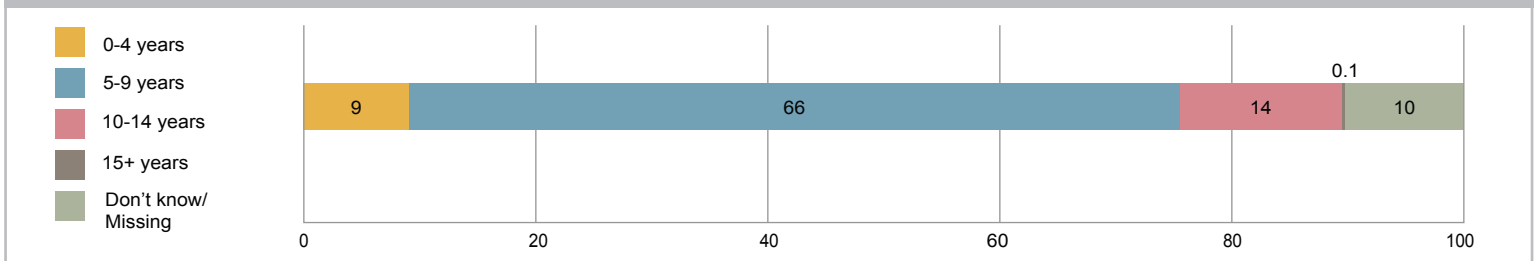
Among daughters of cut girls and women, the percentage of girls aged 0 to 14 years who have undergone FGM (as reported by their mothers), by mothers' attitudes about whether the practice should continue



WHEN AND HOW IS FGM PERFORMED?

More than three-quarters of girls are cut by health personnel, most commonly a nurse, midwife or other health worker

Percentage distribution of girls aged 15 to 19 years who have undergone FGM, by age at which cutting occurred



Percentage distribution of girls aged 0 to 14 years who have undergone FGM (as reported by their mothers), according to the type of person/practitioner performing the procedure



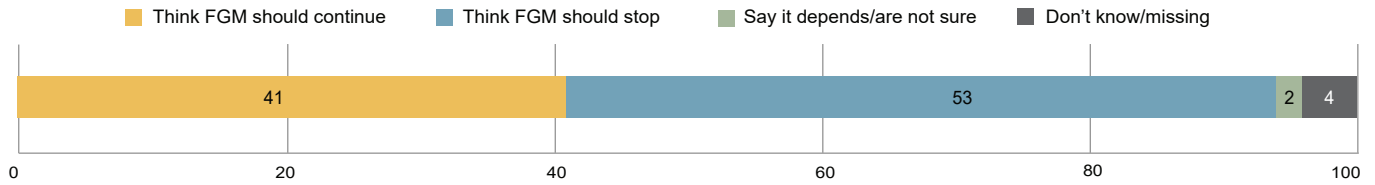
Notes: The boundaries and the names shown and the designations used on the map do not imply official endorsement or acceptance by the United Nations. Only categories with 25 or more unweighted cases are presented. Due to rounding, some of the data presented may not add up to 100 per cent. There is no ethnicity or religion data for Sudan. Prevalence data for girls aged 0 to 14 reflect their current, but not final, FGM status since some girls who have not been cut may still be at risk of experiencing the practice once they reach the customary age for cutting. Therefore, the data on prevalence for girls under age 15 is actually an underestimation of the true extent of the practice. Since age at cutting varies among settings, the amount of underestimation also varies and this should be kept in mind when interpreting all FGM prevalence data for this age group. 'Health personnel' includes doctors, nurses, midwives and other health workers; 'Traditional practitioner' includes traditional circumcisers, traditional birth attendants, traditional midwives and other types of traditional practitioners.

Source for all charts on this page: MICS 2014

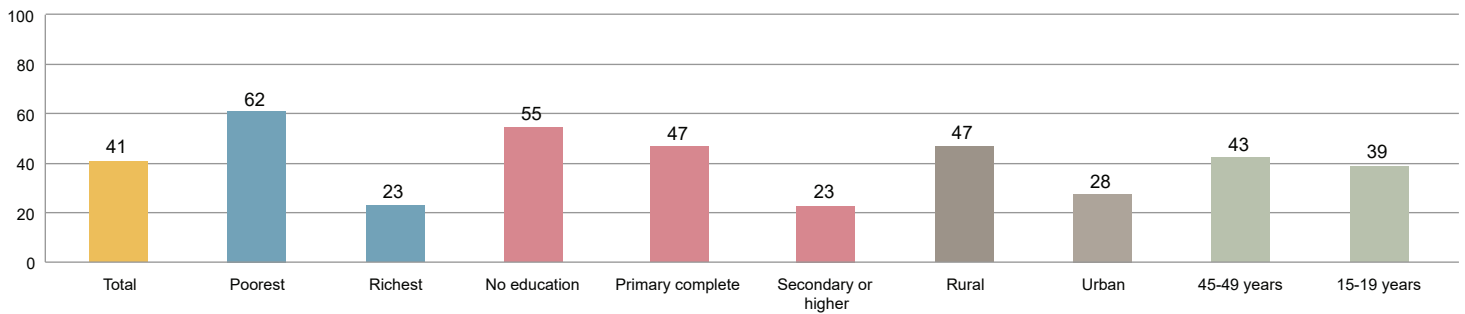
WHAT ARE THE PREVAILING ATTITUDES TOWARDS FGM?

Slightly more than half of girls and women are opposed to the continuation of FGM

Percentage of girls and women aged 15 to 49 years who have heard about FGM, by their attitudes about whether the practice should continue



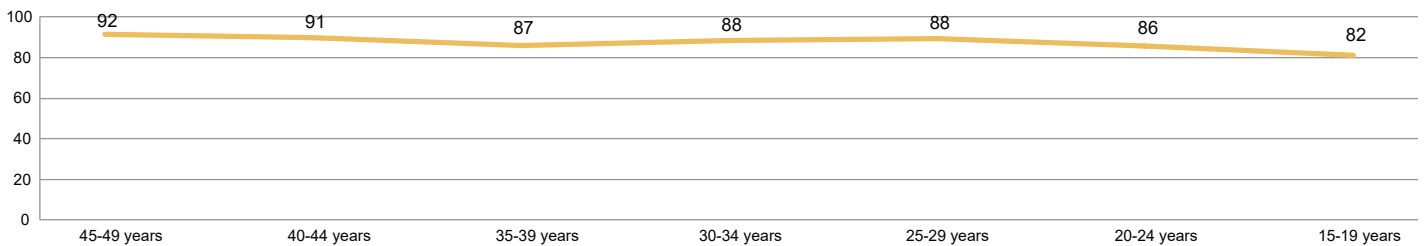
Percentage of girls and women aged 15 to 49 years who have heard about FGM and think the practice should continue, by wealth quintile, education, residence and age



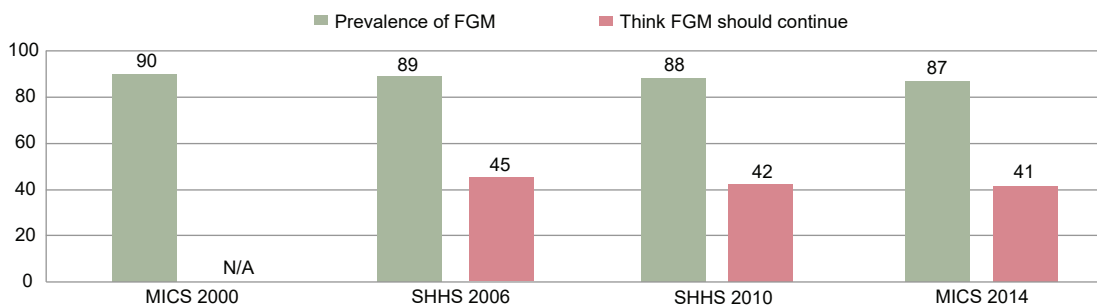
IS THE PRACTICE OF FGM CHANGING?

Fewer adolescent girls have undergone FGM compared to older women

Percentage of girls and women aged 15 to 49 who have undergone FGM, by age groups



Percentage of girls and women aged 15 to 49 years who have undergone FGM, and percentage of girls and women aged 15 to 49 years who have heard about FGM and think the practice should continue



Notes: N/A = not available. There is no ethnicity data for Sudan.

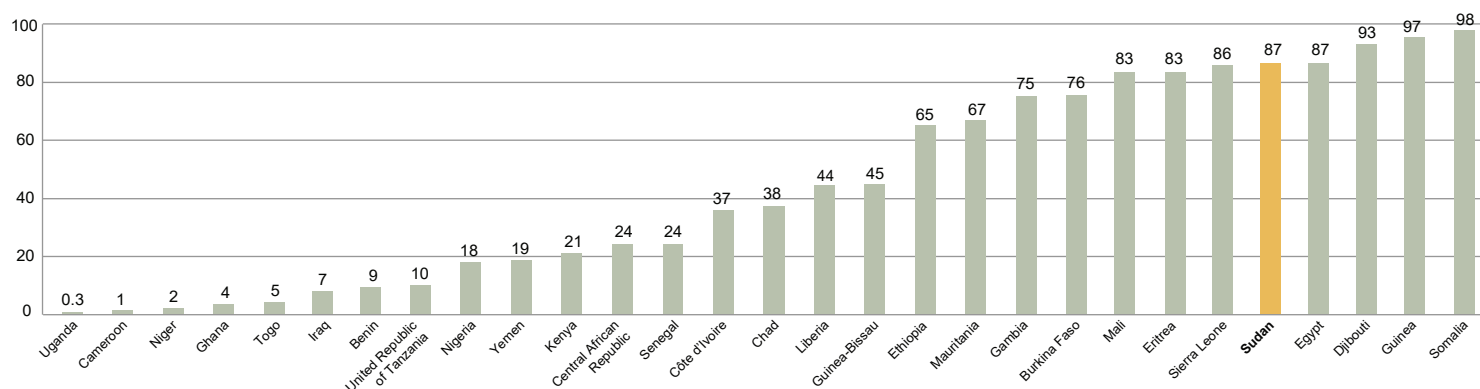
Source for all of the above charts: MICS 2014

SUDAN

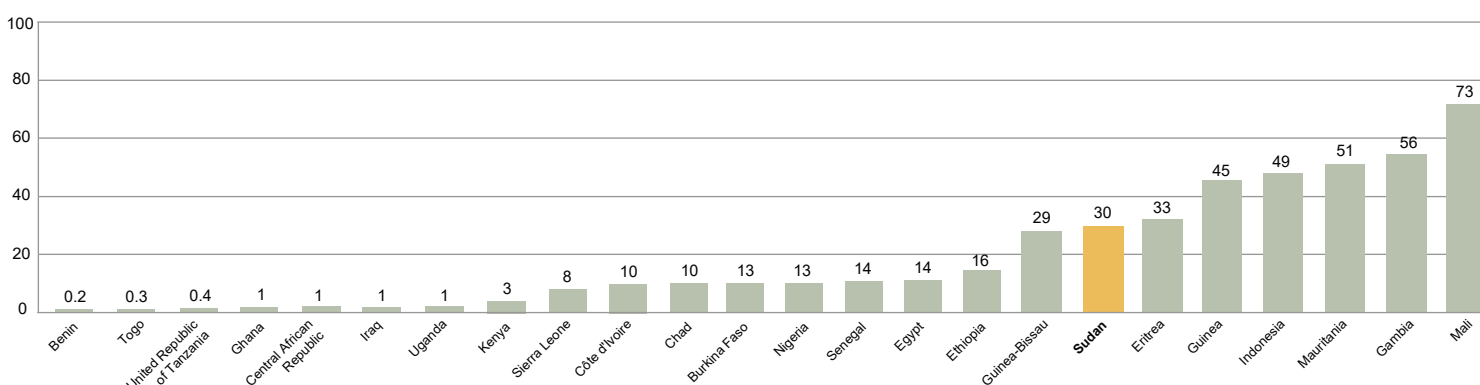


INTER-COUNTRY STATISTICAL OVERVIEW

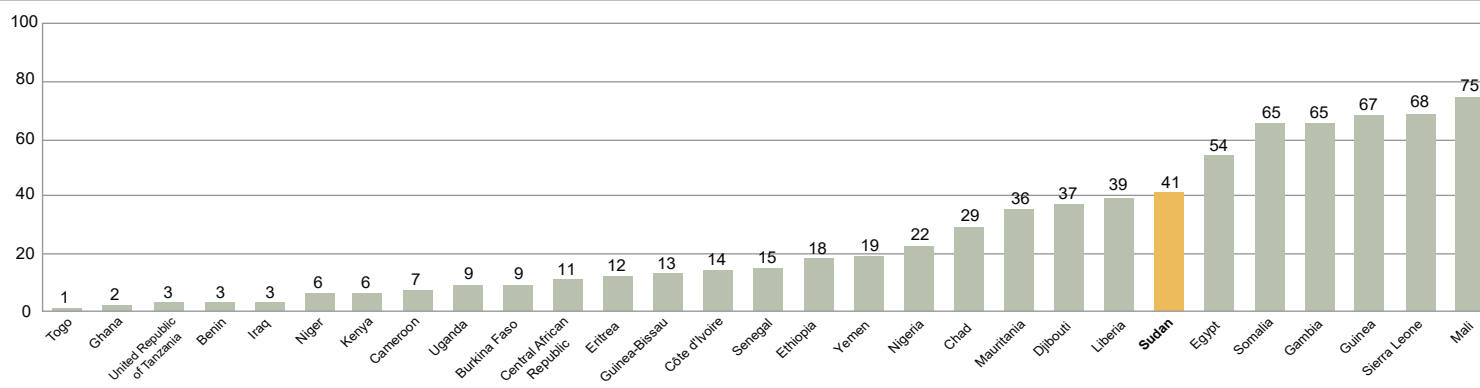
Percentage of girls and women aged 15 to 49 years who have undergone FGM



Percentage of girls aged 0 to 14 years who have undergone FGM (as reported by their mothers)



Percentage of girls and women aged 15 to 49 years who have heard about FGM and think the practice should continue



Notes: Data on attitudes for Yemen refer to ever-married girls and women. In Liberia, girls and women who have heard of the Sande society were asked whether they were members; this provides indirect information on FGM since it is performed during initiation into the society. Egypt data refer to girls aged 1 to 14 years and Indonesia data refer to girls aged 0 to 11 years. An older source is used to report on the prevalence of FGM among girls aged 0 to 14 years for Gambia (MICS 2010) and Uganda (DHS 2011) since the latest source did not collect these data. MICS data for Ghana (2011) could not be used to report on attitudes towards FGM due to the fact that information is missing for girls and women with no living daughters; data from MICS 2006 are used instead. In Liberia, only cut girls and women were asked about their attitudes towards FGM; since girls and women from practicing communities are more likely to support the practice, the level of support in this country as captured by DHS 2013 is higher than would be expected had all girls and women been asked their opinion. Prevalence data on FGM for girls and women aged 15 to 49 years and data on attitudes towards FGM are not available for Indonesia.