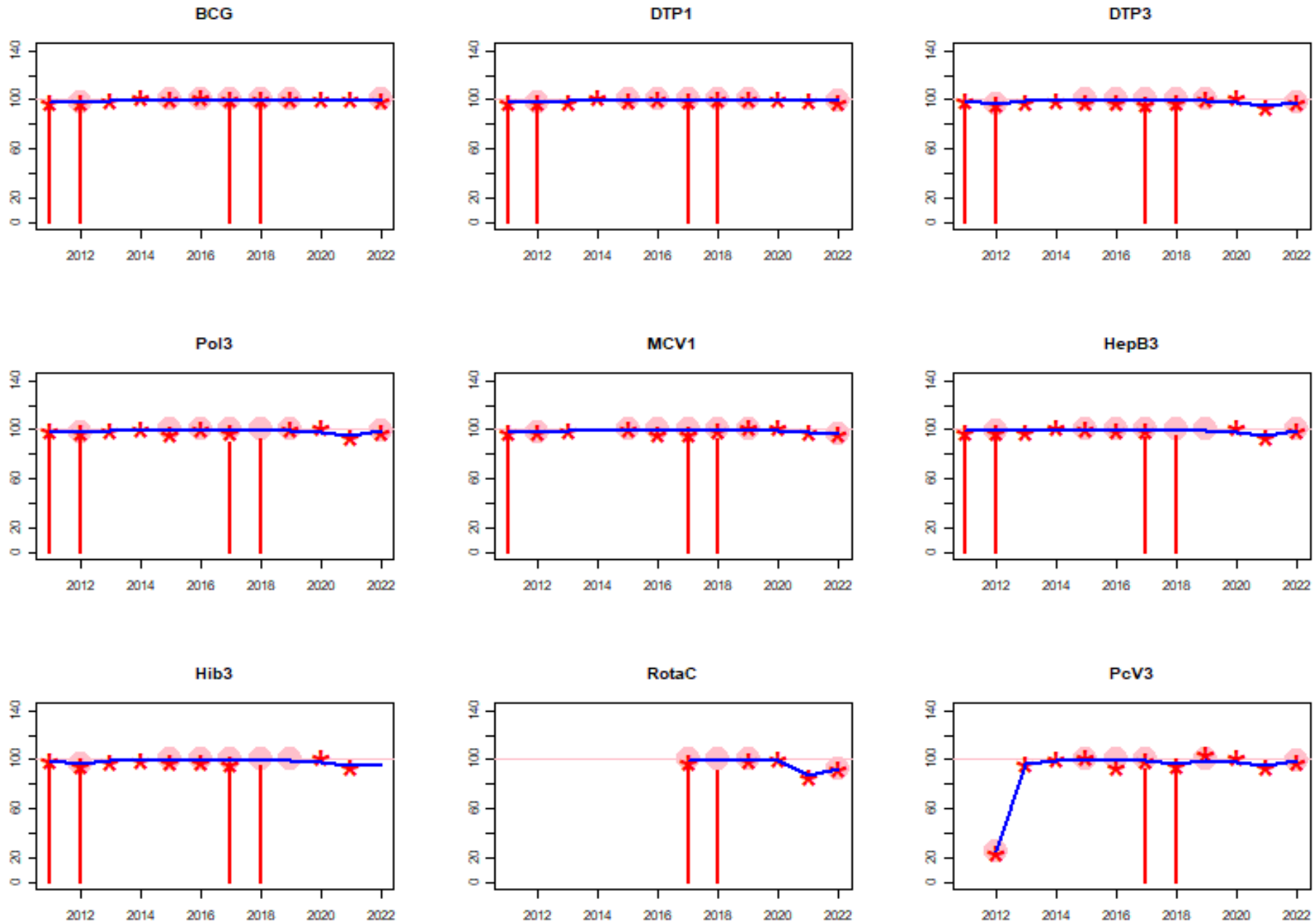


State of Palestine: WHO and UNICEF estimates of immunization coverage: 2022 revision



BACKGROUND NOTE: Each year WHO and UNICEF jointly review reports submitted by Member States regarding national immunization coverage, finalized survey reports as well as data from the published and grey literature. Based on these data, with due consideration to potential biases and the views of local experts, WHO and UNICEF attempt to distinguish between situations where the available empirical data accurately reflect immunization system performance and those where the data are likely to be compromised and present a misleading view of immunization coverage while jointly estimating the most likely coverage levels for each country.

WHO and UNICEF estimates are country-specific; that is to say, each country's data are reviewed individually, and data are not borrowed from other countries in the absence of data. Estimates are not based on ad hoc adjustments to reported data; in some instances empirical data are available from a single source, usually the nationally reported coverage data. In cases where no data are available for a given country/vaccine/year combination, data are considered from earlier and later years and interpolated to estimate coverage for the missing year(s). In cases where data sources are mixed and show large variation, an attempt is made to identify the most likely estimate with consideration of the possible biases in available data. For methods see:

*Burton et al. 2009. WHO and UNICEF estimates of national infant immunization coverage: methods and processes.

*Burton et al. 2012. A formal representation of the WHO and UNICEF estimates of national immunization coverage: a computational logic approach.

*Brown et al. 2013. An introduction to the grade of confidence used to characterize uncertainty around the WHO and UNICEF estimates of national immunization coverage.

DATA SOURCES.

ADMINISTRATIVE coverage: Reported by national authorities and based on aggregated administrative reports from health service providers on the number of vaccinations administered during a given period (numerator data) and reported target population data (denominator data). May be biased by inaccurate numerator and/or denominator data.

OFFICIAL coverage: Estimated coverage reported by national authorities that reflects their assessment of the most likely coverage based on any combination of administrative coverage, survey-based estimates or other data sources or adjustments. Approaches to determine OFFICIAL coverage may differ across countries.

SURVEY coverage: Based on estimated coverage from population-based household surveys among children aged 12-23 months or 24-35 months following a review of survey methods and results. Information is based on the combination of vaccination history from documented evidence or caregiver recall. Survey results are considered for the appropriate birth cohort based on the period of data collection.

ABBREVIATIONS

BCG: percentage of births who received one dose of Bacillus Calmette Guerin vaccine.

DTP1 / DTP3: percentage of surviving infants who received the 1st / 3rd dose, respectively, of diphtheria and tetanus toxoid with pertussis containing vaccine.

Pol3: percentage of surviving infants who received the 3rd dose of polio containing vaccine. May be either oral or inactivated polio vaccine.

IPV1: percentage of surviving infants who received at least one dose of inactivated polio vaccine. In countries utilizing an immunization schedule recommending either (i) a primary series of three doses of oral polio vaccine (OPV) plus at least one dose of IPV where OPV is included in routine

immunization and/or campaign or (ii) a sequential schedule of IPV followed by OPV, WHO and UNICEF estimates for IPV1 reflect coverage with at least one routine dose of IPV among infants <1 year of age among countries. For countries utilizing IPV containing vaccine use only, i.e., no recommended dose of OPV, the WHO and UNICEF estimate for IPV1 corresponds to coverage for the 1st dose of IPV.

Production of IPV coverage estimates, which begins in 2015, results in no change of the estimated coverage levels for the 3rd dose of polio (Pol3). For countries recommending routine immunization with a primary series of three doses of IPV alone, WHO and UNICEF estimated Pol3 coverage is equivalent to estimated coverage with three doses of IPV. For countries with a sequential schedule, estimated Pol3 coverage is based on that for the 3rd dose of polio vaccine regardless of vaccine type.

MCV1: percentage of surviving infants who received the 1st dose of measles containing vaccine. In countries where the national schedule recommends the 1st dose of MCV at 12 months or later based on the epidemiology of disease in the country, coverage estimates reflect the percentage of children who received the 1st dose of MCV as recommended.

MCV2: percentage of children who received the 2nd dose of measles containing vaccine according to the nationally recommended schedule.

RCV1: percentage of surviving infants who received the 1st dose of rubella containing vaccine. Coverage estimates are based on WHO and UNICEF estimates of coverage for the dose of measles containing vaccine that corresponds to the first measles-rubella combination vaccine. Nationally reported coverage of RCV is not taken into consideration nor are the data represented in the accompanying graph and data table.

HepBB: percentage of births which received a dose of hepatitis B vaccine within 24 hours of delivery. Estimates of hepatitis B birth dose coverage are produced only for countries with a universal birth dose policy. Estimates are not produced for countries that recommend a birth dose to infants born to HepB virus-infected mothers only or where there is insufficient information to determine whether vaccination is within 24 hours of birth.

HepB3: percentage of surviving infants who received the 3rd dose of hepatitis B containing vaccine following the birth dose.

Hib3: percentage of surviving infants who received the 3rd dose of Haemophilus influenzae type b containing vaccine.

RotaC: percentage of surviving infants who received the final recommended dose of rotavirus vaccine, which can be either the 2nd or the 3rd dose depending on the vaccine.

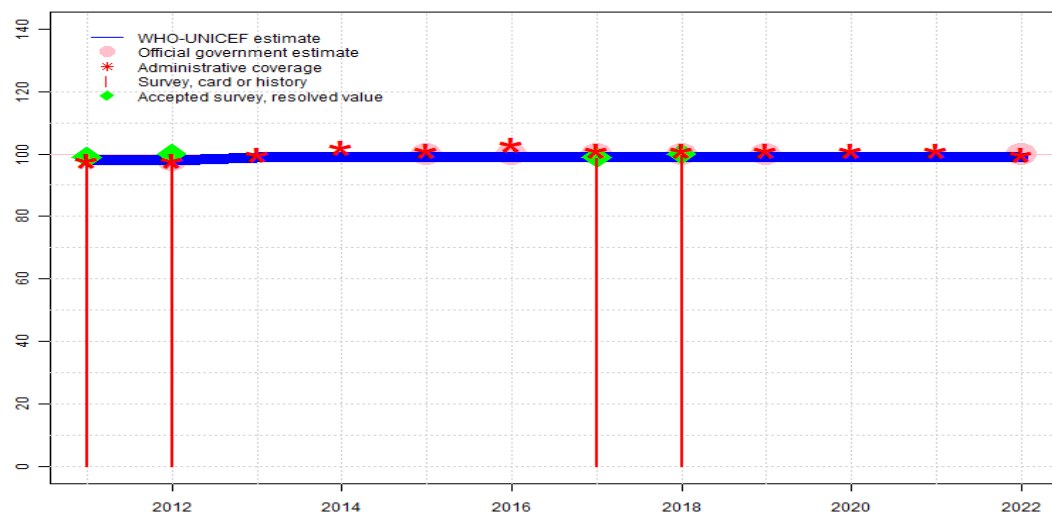
PcV3: percentage of surviving infants who received the 3rd dose of pneumococcal conjugate vaccine. In countries where the national schedule recommends two doses during infancy and a booster dose at 12 months or later based on the epidemiology of disease in the country, coverage estimates may reflect the percentage of surviving infants who received two doses of PcV prior to the 1st birthday.

YFV: percentage of surviving infants who received one dose of yellow fever vaccine in countries where YFV is part of the national immunization schedule for children or is recommended in at risk areas; coverage estimates are annualized for the entire cohort of surviving infants.

Disclaimer: All reasonable precautions have been taken by the World Health Organization and United Nations Children's Fund to verify the information contained in this publication. However, the published material is being distributed without warranty of any kind, either expressed or implied. The responsibility for the interpretation and use of the material lies with the reader. In no event shall the World Health Organization or United Nations Children's Fund be liable for damages arising from its use.

State of Palestine - BCG

PSE - BCG



Description:

- 2022: Estimate informed by reported data. GoC=R+ D+
- 2021: Estimate informed by interpolation between reported data. Reported data excluded because 101 percent greater than 100 percent. GoC=R+ D+
- 2020: Estimate informed by interpolation between reported data. Reported data excluded because 101 percent greater than 100 percent. GoC=R+ S+ D+
- 2019: Estimate informed by reported data. GoC=R+ S+ D+
- 2018: Estimate informed by reported data supported by survey. Survey evidence of 100 percent based on 1 survey(s). GoC=R+ S+ D+
- 2017: Estimate informed by reported data supported by survey. Survey evidence of 99 percent based on 1 survey(s). GoC=R+ S+ D+
- 2016: Estimate informed by reported data. GoC=R+ S+ D+
- 2015: Estimate informed by reported data. Estimate challenged by: D-
- 2014: Estimate informed by interpolation between reported data. Reported data excluded because 102 percent greater than 100 percent. Estimate challenged by: D-
- 2013: Estimate informed by reported administrative data. Estimate challenged by: D-
- 2012: Estimate informed by reported data supported by survey. Survey evidence of 100 percent based on 1 survey(s). GoC=R+ S+ D+
- 2011: Estimate informed by reported administrative data supported by survey. Survey evidence of 99 percent based on 1 survey(s). GoC=R+ S+ D+

	2011	2012	2013	2014	2015	2016	2017	2018	2019	2020	2021	2022
Estimate	98	98	99	99	99	99	99	99	99	99	99	99
Estimate GoC	●●●	●●●	●	●	●	●●●	●●●	●●●	●●●	●●●	●●	●●
Official	NA	98	NA	NA	100	100	100	100	100	NA	NA	100
Administrative	98	98	100	102	101	103	101	101	101	101	101	100
Survey	99.3	99.6	NA	NA	NA	NA	98.7	99.6	NA	NA	NA	NA

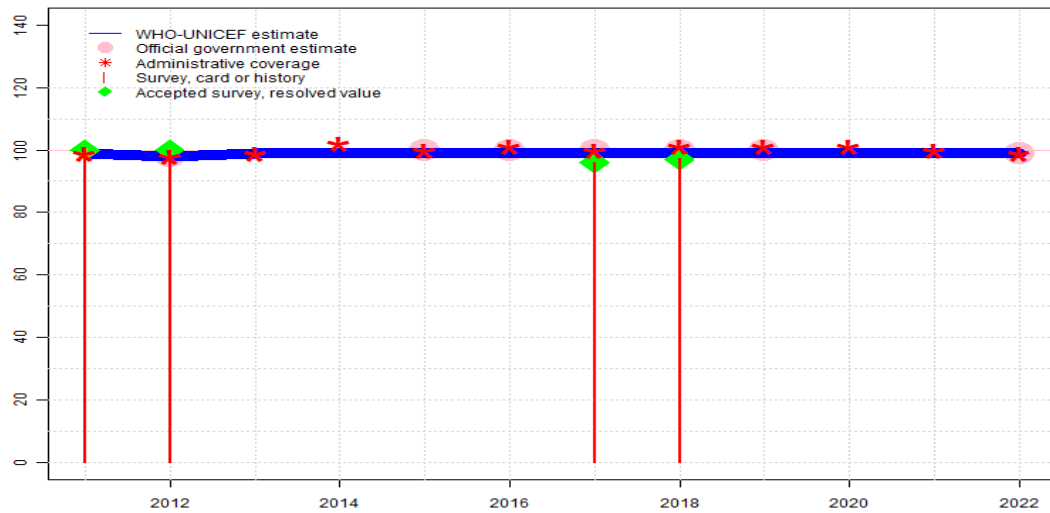
The WHO and UNICEF estimates of national immunization coverage (wuenic) are based on data and information that are of varying, and, in some instances, unknown quality. Beginning with the 2011 revision we describe the grade of confidence (GoC) we have in these estimates. As there is no underlying probability model upon which the estimates are based, we are unable to present classical measures of uncertainty, e.g., confidence intervals. Moreover, we have chosen not to make subjective estimates of plausibility/certainty ranges around the coverage. The GoC reflects the degree of empirical support upon which the estimates are based. It is not a judgment of the quality of data reported by national authorities.

- Estimate is supported by reported data [R+], coverage recalculated with an independent denominator from the World Population Prospects: 2022 revision from the UN Population Division (D+), and at least one supporting survey within 2 years [S+]. While well supported, the estimate still carries a risk of being wrong.
- Estimate is supported by at least one data source; [R+], [S+], or [D+]; and no data source, [R-], [D-], or [S-], challenges the estimate.
- There are no directly supporting data; or data from at least one source; [R-], [D-], [S-]; challenge the estimate.

In all cases these estimates should be used with caution and should be assessed in light of the objective for which they are being used.

State of Palestine - DTP1

PSE - DTP1



Description:

- 2022: Estimate informed by reported data. GoC=R+ D+
- 2021: Estimate informed by reported administrative data. GoC=R+ D+
- 2020: Estimate informed by interpolation between reported data. Reported data excluded because 101 percent greater than 100 percent. GoC=R+ S+ D+
- 2019: Estimate informed by reported data. GoC=R+ S+ D+
- 2018: Estimate informed by reported data supported by survey. Survey evidence of 97 percent based on 1 survey(s). GoC=R+ S+ D+
- 2017: Estimate informed by reported data supported by survey. Survey evidence of 96 percent based on 1 survey(s). GoC=R+ S+ D+
- 2016: Estimate informed by reported data. Estimate challenged by: D-
- 2015: Estimate informed by reported data. Estimate challenged by: D-
- 2014: Estimate informed by interpolation between reported data. Reported data excluded because 102 percent greater than 100 percent. Estimate challenged by: D-
- 2013: Estimate informed by reported administrative data. Estimate challenged by: D-
- 2012: Estimate informed by reported data supported by survey. Survey evidence of 100 percent based on 1 survey(s). GoC=R+ S+ D+
- 2011: DTP1 coverage estimated based on DTP3 coverage of 100. Estimate challenged by: R-

	2011	2012	2013	2014	2015	2016	2017	2018	2019	2020	2021	2022
Estimate	99	98	99	99	99	99	99	99	99	99	99	99
Estimate GoC	•	•••	•	•	•	•	•••	•••	•••	•••	••	••
Official	NA	98	NA	NA	100	100	100	100	100	NA	NA	99
Administrative	99	98	99	102	100	101	100	101	101	101	100	99
Survey	99.6	99.8	NA	NA	NA	NA	96.1	97.2	NA	NA	NA	NA

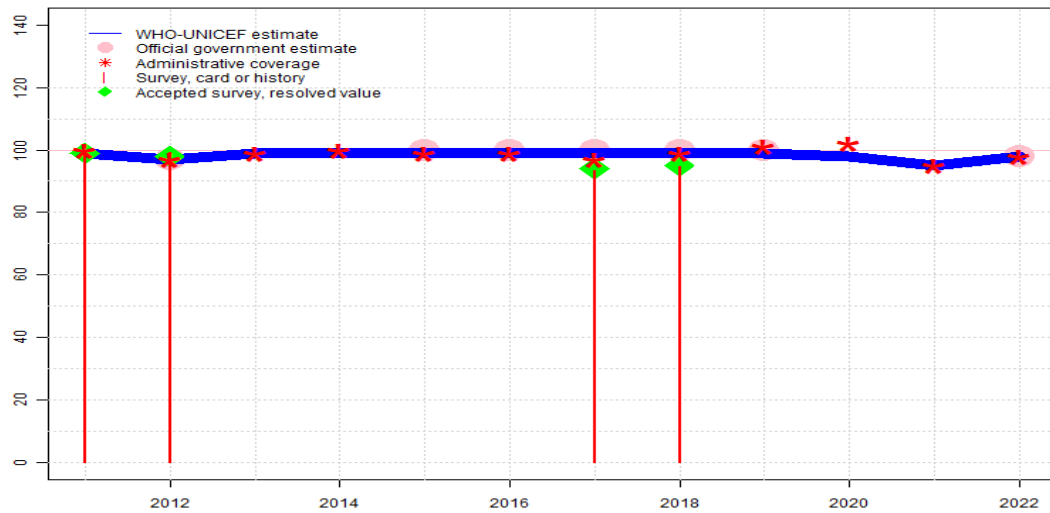
The WHO and UNICEF estimates of national immunization coverage (wuenic) are based on data and information that are of varying, and, in some instances, unknown quality. Beginning with the 2011 revision we describe the grade of confidence (GoC) we have in these estimates. As there is no underlying probability model upon which the estimates are based, we are unable to present classical measures of uncertainty, e.g., confidence intervals. Moreover, we have chosen not to make subjective estimates of plausibility/certainty ranges around the coverage. The GoC reflects the degree of empirical support upon which the estimates are based. It is not a judgment of the quality of data reported by national authorities.

- Estimate is supported by reported data [R+], coverage recalculated with an independent denominator from the World Population Prospects: 2022 revision from the UN Population Division (D+), and at least one supporting survey within 2 years [S+]. While well supported, the estimate still carries a risk of being wrong.
- Estimate is supported by at least one data source; [R+], [S+], or [D+]; and no data source, [R-], [D-], or [S-], challenges the estimate.
- There are no directly supporting data; or data from at least one source; [R-], [D-], [S-]; challenge the estimate.

In all cases these estimates should be used with caution and should be assessed in light of the objective for which they are being used.

State of Palestine - DTP3

PSE - DTP3



Description:

- 2022: Estimate informed by reported data. GoC=R+ D+
- 2021: Estimate informed by reported administrative data. GoC=R+ D+
- 2020: Estimate informed by interpolation between reported data. Reported data excluded because 102 percent greater than 100 percent. GoC=R+ S+ D+
- 2019: Estimate informed by reported data. GoC=R+ S+ D+
- 2018: Estimate informed by reported data supported by survey. Survey evidence of 95 percent based on 1 survey(s). Palestinian Multiple Indicator Cluster Survey 2019-2020 card or history results of 95 percent modified for recall bias to 95 percent based on 1st dose card or history coverage of 97 percent, 1st dose card only coverage of 91 percent and 3rd dose card only coverage of 89 percent. GoC=R+ S+ D+
- 2017: Estimate informed by reported data supported by survey. Survey evidence of 94 percent based on 1 survey(s). Palestinian Multiple Indicator Cluster Survey 2019-2020 card or history results of 93 percent modified for recall bias to 94 percent based on 1st dose card or history coverage of 96 percent, 1st dose card only coverage of 82 percent and 3rd dose card only coverage of 81 percent. GoC=R+ S+ D+
- 2016: Estimate informed by reported data. Estimate challenged by: D-
- 2015: Estimate informed by reported data. Estimate challenged by: D-
- 2014: Estimate informed by reported administrative data. Estimate challenged by: D-
- 2013: Estimate informed by reported administrative data. Estimate challenged by: D-
- 2012: Estimate informed by reported data supported by survey. Survey evidence of 98 percent based on 1 survey(s). Palestinian Multiple Indicator Cluster Survey, 2014 card or history results of 99 percent modified for recall bias to 98 percent based on 1st dose card or history coverage of 100 percent, 1st dose card only coverage of 91 percent and 3rd dose card only coverage of 89 percent. GoC=R+ S+ D+
- 2011: Estimate informed by reported administrative data supported by survey. Survey evidence of 99 percent based on 1 survey(s). Palestinian Multiple Indicator Cluster Survey, 2014 card or history results of 99 percent modified for recall bias to 99 percent based on 1st dose card or history coverage of 100 percent, 1st dose card only coverage of 83 percent and 3rd dose card only coverage of 82 percent. GoC=R+ S+ D+

	2011	2012	2013	2014	2015	2016	2017	2018	2019	2020	2021	2022
Estimate	99	97	99	99	99	99	99	99	99	98	95	98
Estimate GoC	●●●	●●●	●	●	●	●	●●●	●●●	●●●	●●●	●●	●●
Official	NA	97	NA	NA	100	100	100	100	100	NA	NA	98
Administrative	100	97	99	100	99	99	97	99	101	102	95	98
Survey	99	99.3	NA	NA	NA	NA	93.3	94.6	NA	NA	NA	NA

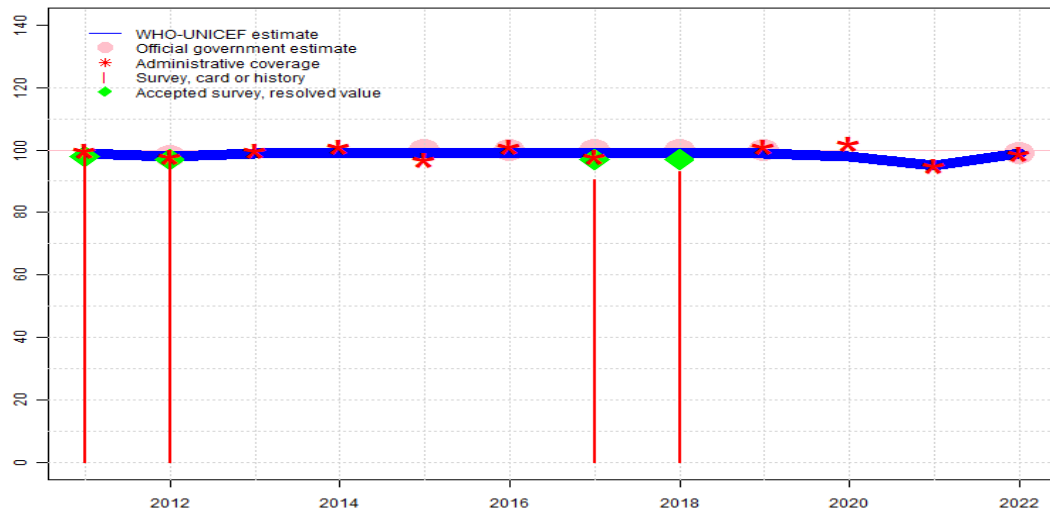
The WHO and UNICEF estimates of national immunization coverage (wuenic) are based on data and information that are of varying, and, in some instances, unknown quality. Beginning with the 2011 revision we describe the grade of confidence (GoC) we have in these estimates. As there is no underlying probability model upon which the estimates are based, we are unable to present classical measures of uncertainty, e.g., confidence intervals. Moreover, we have chosen not to make subjective estimates of plausibility/certainty ranges around the coverage. The GoC reflects the degree of empirical support upon which the estimates are based. It is not a judgment of the quality of data reported by national authorities.

- Estimate is supported by reported data [R+], coverage recalculated with an independent denominator from the World Population Prospects: 2022 revision from the UN Population Division (D+), and at least one supporting survey within 2 years [S+]. While well supported, the estimate still carries a risk of being wrong.
- Estimate is supported by at least one data source; [R+], [S+], or [D+]; and no data source, [R-], [D-], or [S-], challenges the estimate.
- There are no directly supporting data; or data from at least one source; [R-], [D-], [S-]; challenge the estimate.

In all cases these estimates should be used with caution and should be assessed in light of the objective for which they are being used.

State of Palestine - Pol3

PSE - Pol3



Description:

- 2022: Estimate informed by reported data. GoC=R+ D+
- 2021: Estimate informed by reported administrative data. GoC=R+ D+
- 2020: Estimate informed by interpolation between reported data. Reported data excluded because 102 percent greater than 100 percent. GoC=R+ S+ D+
- 2019: Estimate informed by reported data. GoC=R+ S+ D+
- 2018: Estimate informed by reported data supported by survey. Survey evidence of 97 percent based on 1 survey(s). Palestinian Multiple Indicator Cluster Survey 2019-2020 card or history results of 93 percent modified for recall bias to 97 percent based on 1st dose card or history coverage of 99 percent, 1st dose card only coverage of 92 percent and 3rd dose card only coverage of 90 percent. GoC=Assigned by working group. Consistency with vaccines where reported numerator data are available.
- 2017: Estimate informed by reported data supported by survey. Survey evidence of 97 percent based on 1 survey(s). Palestinian Multiple Indicator Cluster Survey 2019-2020 card or history results of 90 percent modified for recall bias to 97 percent based on 1st dose card or history coverage of 98 percent, 1st dose card only coverage of 83 percent and 3rd dose card only coverage of 82 percent. GoC=R+ S+ D+
- 2016: Estimate informed by reported data. Estimate challenged by: D-
- 2015: Estimate informed by reported data. Estimate challenged by: D-
- 2014: Estimate informed by interpolation between reported data. Reported data excluded because 101 percent greater than 100 percent. Estimate challenged by: D-
- 2013: Estimate informed by reported administrative data. Estimate challenged by: D-
- 2012: Estimate informed by reported data supported by survey. Survey evidence of 97 percent based on 1 survey(s). Palestinian Multiple Indicator Cluster Survey, 2014 card or history results of 99 percent modified for recall bias to 97 percent based on 1st dose card or history coverage of 100 percent, 1st dose card only coverage of 92 percent and 3rd dose card only coverage of 89 percent. GoC=R+ S+ D+
- 2011: Estimate informed by reported administrative data supported by survey. Survey evidence of 98 percent based on 1 survey(s). Palestinian Multiple Indicator Cluster Survey, 2014 card or history results of 99 percent modified for recall bias to 98 percent based on 1st dose card or history coverage of 99 percent, 1st dose card only coverage of 83 percent and 3rd dose card only coverage of 82 percent. GoC=R+ S+ D+

	2011	2012	2013	2014	2015	2016	2017	2018	2019	2020	2021	2022
Estimate	99	98	99	99	99	99	99	99	99	98	95	99
Estimate GoC	●●●	●●●	●	●	●	●	●●●	●	●●●	●●●	●●	●●
Official	NA	98	NA	NA	100	100	100	100	100	NA	NA	99
Administrative	100	98	100	101	97	101	98	NA	101	102	95	99
Survey	98.6	99	NA	NA	NA	NA	90.4	92.9	NA	NA	NA	NA

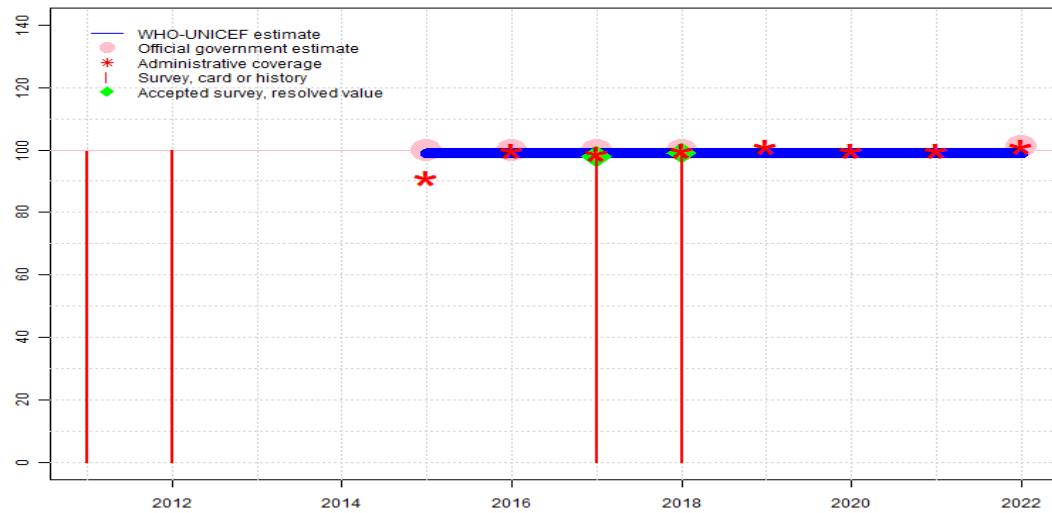
The WHO and UNICEF estimates of national immunization coverage (wuenic) are based on data and information that are of varying, and, in some instances, unknown quality. Beginning with the 2011 revision we describe the grade of confidence (GoC) we have in these estimates. As there is no underlying probability model upon which the estimates are based, we are unable to present classical measures of uncertainty, e.g., confidence intervals. Moreover, we have chosen not to make subjective estimates of plausibility/certainty ranges around the coverage. The GoC reflects the degree of empirical support upon which the estimates are based. It is not a judgment of the quality of data reported by national authorities.

- Estimate is supported by reported data [R+], coverage recalculated with an independent denominator from the World Population Prospects: 2022 revision from the UN Population Division (D+), and at least one supporting survey within 2 years [S+]. While well supported, the estimate still carries a risk of being wrong.
- Estimate is supported by at least one data source; [R+], [S+], or [D+]; and no data source, [R-], [D-], or [S-], challenges the estimate.
- There are no directly supporting data; or data from at least one source; [R-], [D-], [S-]; challenge the estimate.

In all cases these estimates should be used with caution and should be assessed in light of the objective for which they are being used.

State of Palestine - IPV1

PSE - IPV1



Description:

Estimates for a dose of inactivated polio vaccine (IPV) begin in 2015 following the Global Polio Eradication Initiative's Polio Eradication and Endgame Strategic Plan: 2013-2018 which recommended at least one full dose or two fractional doses of IPV into routine immunization schedules as a strategy to mitigate the potential consequences should any re-emergence of type 2 poliovirus occur following the planned withdrawal of Sabin type 2 strains from oral polio vaccine (OPV).

- 2022: Estimate based on extrapolation from data reported by national government. Reported data excluded because 101 percent greater than 100 percent. GoC=R+ D+
- 2021: Estimate informed by reported administrative data. GoC=R+ D+
- 2020: Estimate informed by reported administrative data. GoC=R+ S+ D+
- 2019: Estimate informed by interpolation between reported data. Reported data excluded because 101 percent greater than 100 percent. GoC=R+ S+ D+
- 2018: Estimate informed by reported data supported by survey. Survey evidence of 99 percent based on 1 survey(s). GoC=R+ S+ D+
- 2017: Estimate informed by reported data supported by survey. Survey evidence of 98 percent based on 1 survey(s). GoC=R+ S+ D+
- 2016: Estimate informed by reported data. Estimate challenged by: D-
- 2015: Estimate informed by reported data. Inactivated polio vaccine in 1978. Estimate challenged by: D-

	2011	2012	2013	2014	2015	2016	2017	2018	2019	2020	2021	2022
Estimate	NA	NA	NA	NA	99	99	99	99	99	99	99	99
Estimate GoC	NA	NA	NA	NA	•	•	•••	•••	•••	•••	••	••
Official	NA	NA	NA	NA	100	100	100	100	NA	NA	NA	101
Administrative	NA	NA	NA	NA	91	100	99	100	101	100	100	101
Survey	99.6	99.8	NA	NA	NA	NA	97.5	98.6	NA	NA	NA	NA

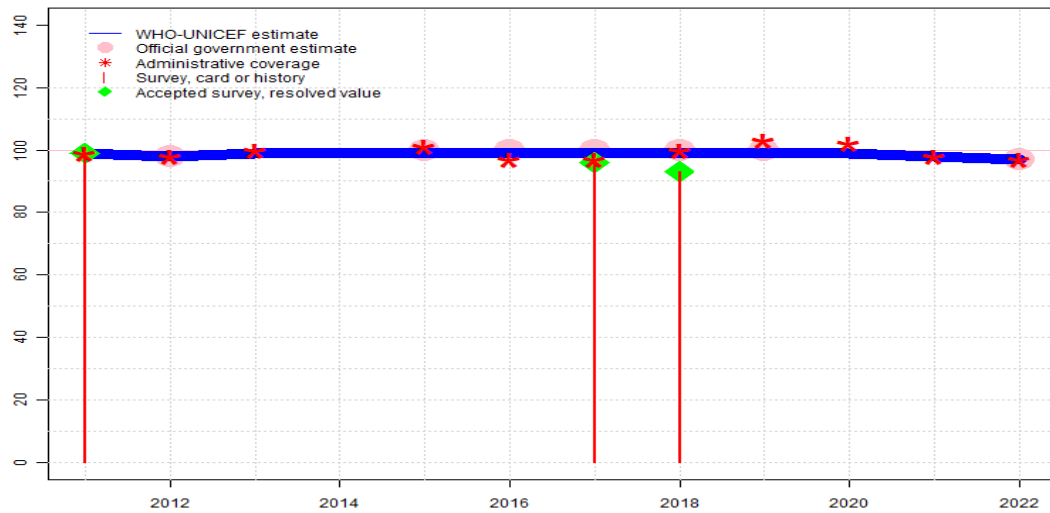
The WHO and UNICEF estimates of national immunization coverage (wuenic) are based on data and information that are of varying, and, in some instances, unknown quality. Beginning with the 2011 revision we describe the grade of confidence (GoC) we have in these estimates. As there is no underlying probability model upon which the estimates are based, we are unable to present classical measures of uncertainty, e.g., confidence intervals. Moreover, we have chosen not to make subjective estimates of plausibility/certainty ranges around the coverage. The GoC reflects the degree of empirical support upon which the estimates are based. It is not a judgment of the quality of data reported by national authorities.

- Estimate is supported by reported data [R+], coverage recalculated with an independent denominator from the World Population Prospects: 2022 revision from the UN Population Division (D+), and at least one supporting survey within 2 years [S+]. While well supported, the estimate still carries a risk of being wrong.
- Estimate is supported by at least one data source; [R+], [S+], or [D+]; and no data source, [R-], [D-], or [S-], challenges the estimate.
- There are no directly supporting data; or data from at least one source; [R-], [D-], [S-]; challenge the estimate.

In all cases these estimates should be used with caution and should be assessed in light of the objective for which they are being used.

State of Palestine - MCV1

PSE - MCV1



Description:

- 2022: Estimate informed by reported data. GoC=R+ D+
- 2021: Estimate informed by reported administrative data. GoC=R+ D+
- 2020: Estimate informed by interpolation between reported data. Reported data excluded because 102 percent greater than 100 percent. GoC=R+ S+ D+
- 2019: Estimate informed by reported data. GoC=R+ S+ D+
- 2018: Estimate informed by reported data supported by survey. Survey evidence of 93 percent based on 1 survey(s). GoC=R+ S+ D+
- 2017: Estimate informed by reported data supported by survey. Survey evidence of 96 percent based on 1 survey(s). GoC=R+ S+ D+
- 2016: Estimate informed by reported data. Estimate challenged by: D-
- 2015: Estimate informed by reported data. Estimate challenged by: D-
- 2014: Estimate informed by interpolation between reported data. GoC=No accepted empirical data
- 2013: Estimate informed by reported administrative data. Estimate challenged by: D-
- 2012: Estimate informed by reported data. GoC=R+ S+ D+
- 2011: Estimate informed by reported administrative data supported by survey. Survey evidence of 99 percent based on 1 survey(s). GoC=R+ S+ D+

	2011	2012	2013	2014	2015	2016	2017	2018	2019	2020	2021	2022
Estimate	99	98	99	99	99	99	99	99	99	99	98	97
Estimate GoC	●●●	●●●	●	●	●	●	●●●	●●●	●●●	●●●	●●	●●
Official	NA	98	NA	NA	100	100	100	100	100	NA	NA	97
Administrative	99	98	100	NA	101	97	97	100	103	102	98	97
Survey	99.1	NA	NA	NA	NA	NA	95.9	93.1	NA	NA	NA	NA

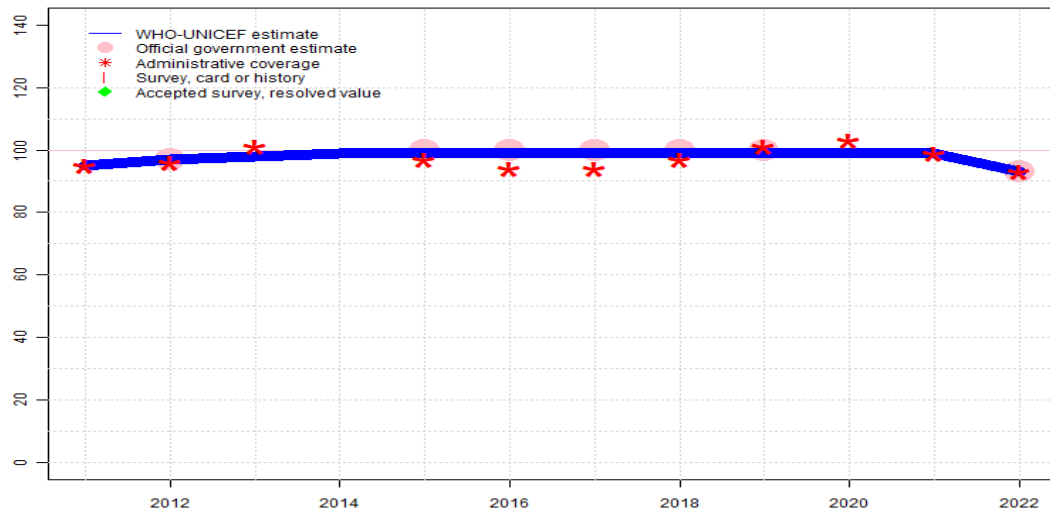
The WHO and UNICEF estimates of national immunization coverage (wuenic) are based on data and information that are of varying, and, in some instances, unknown quality. Beginning with the 2011 revision we describe the grade of confidence (GoC) we have in these estimates. As there is no underlying probability model upon which the estimates are based, we are unable to present classical measures of uncertainty, e.g., confidence intervals. Moreover, we have chosen not to make subjective estimates of plausibility/certainty ranges around the coverage. The GoC reflects the degree of empirical support upon which the estimates are based. It is not a judgment of the quality of data reported by national authorities.

- Estimate is supported by reported data [R+], coverage recalculated with an independent denominator from the World Population Prospects: 2022 revision from the UN Population Division (D+), and at least one supporting survey within 2 years [S+]. While well supported, the estimate still carries a risk of being wrong.
- Estimate is supported by at least one data source; [R+], [S+], or [D+]; and no data source, [R-], [D-], or [S-], challenges the estimate.
- There are no directly supporting data; or data from at least one source; [R-], [D-], [S-]; challenge the estimate.

In all cases these estimates should be used with caution and should be assessed in light of the objective for which they are being used.

State of Palestine - MCV2

PSE - MCV2



Description:

Coverage estimates for the second dose of measles containing vaccine are for children by the nationally recommended age.

- 2022: Estimate informed by reported data. GoC=R+ D+
- 2021: Estimate informed by reported administrative data. GoC=R+ D+
- 2020: Estimate informed by interpolation between reported data. Reported data excluded because 103 percent greater than 100 percent. GoC=R+ D+
- 2019: Estimate informed by reported data. GoC=R+ D+
- 2018: Estimate informed by reported data. GoC=R+ D+
- 2017: Estimate informed by reported data. Estimate challenged by: D-
- 2016: Estimate informed by reported data. Estimate challenged by: D-
- 2015: Estimate informed by reported data. Estimate challenged by: D-
- 2014: Estimate informed by interpolation between reported data. GoC=No accepted empirical data
- 2013: Estimate informed by interpolation between reported data. Reported data excluded because 101 percent greater than 100 percent. Estimate challenged by: D-
- 2012: Estimate informed by reported data. GoC=R+ D+
- 2011: Estimate informed by reported administrative data. GoC=R+ D+

	2011	2012	2013	2014	2015	2016	2017	2018	2019	2020	2021	2022
Estimate	95	97	98	99	99	99	99	99	99	99	99	93
Estimate GoC	●●	●●	●	●	●	●	●	●●	●●	●●	●●	●●
Official	NA	97	NA	NA	100	100	100	100	100	NA	NA	93
Administrative	95	96	101	NA	97	94	94	97	101	103	99	93
Survey	NA	NA	NA	NA	NA	NA	NA	NA	NA	NA	NA	NA

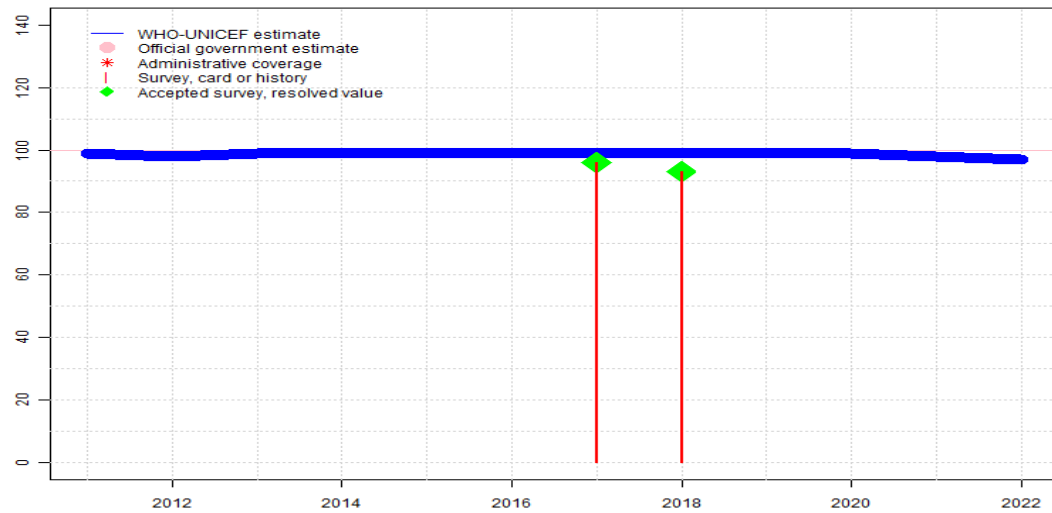
The WHO and UNICEF estimates of national immunization coverage (wuenic) are based on data and information that are of varying, and, in some instances, unknown quality. Beginning with the 2011 revision we describe the grade of confidence (GoC) we have in these estimates. As there is no underlying probability model upon which the estimates are based, we are unable to present classical measures of uncertainty, e.g., confidence intervals. Moreover, we have chosen not to make subjective estimates of plausibility/certainty ranges around the coverage. The GoC reflects the degree of empirical support upon which the estimates are based. It is not a judgment of the quality of data reported by national authorities.

- Estimate is supported by reported data [R+], coverage recalculated with an independent denominator from the World Population Prospects: 2022 revision from the UN Population Division (D+), and at least one supporting survey within 2 years [S+]. While well supported, the estimate still carries a risk of being wrong.
- Estimate is supported by at least one data source; [R+], [S+], or [D+]; and no data source, [R-], [D-], or [S-], challenges the estimate.
- There are no directly supporting data; or data from at least one source; [R-], [D-], [S-]; challenge the estimate.

In all cases these estimates should be used with caution and should be assessed in light of the objective for which they are being used.

State of Palestine - RCV1

PSE - RCV1



Description:

For this revision, coverage estimates for the first dose of rubella containing vaccine are based on WHO and UNICEF estimates of coverage of measles containing vaccine. Nationally reported coverage of rubella containing vaccine is not taken into consideration nor are they represented in the the accompanying graph and data table.

- 2022: Estimate based on estimated MCV1. GoC=R+ D+
- 2021: Estimate based on estimated MCV1. GoC=R+ D+
- 2020: Estimate based on estimated MCV1. GoC=R+ S+ D+
- 2019: Estimate based on estimated MCV1. GoC=R+ S+ D+
- 2018: Estimate based on estimated MCV1. GoC=R+ S+ D+
- 2017: Estimate based on estimated MCV1. GoC=R+ S+ D+
- 2016: Estimate based on estimated MCV1. Estimate challenged by: D-
- 2015: Estimate based on estimated MCV1. Estimate challenged by: D-
- 2014: Estimate based on estimated MCV1. GoC=No accepted empirical data
- 2013: Estimate based on estimated MCV1. Estimate challenged by: D-
- 2012: Estimate based on estimated MCV1. GoC=R+ S+ D+
- 2011: Estimate based on estimated MCV1. GoC=R+ S+ D+

	2011	2012	2013	2014	2015	2016	2017	2018	2019	2020	2021	2022
Estimate	99	98	99	99	99	99	99	99	99	99	98	97
Estimate GoC	●●●	●●●	●	●	●	●	●●●	●●●	●●●	●●●	●●	●●
Official	NA	NA	NA	NA	NA	NA	NA	NA	NA	NA	NA	NA
Administrative	NA	NA	NA	NA	NA	NA	NA	NA	NA	NA	NA	NA
Survey	NA	NA	NA	NA	NA	NA	95.9	93.1	NA	NA	NA	NA

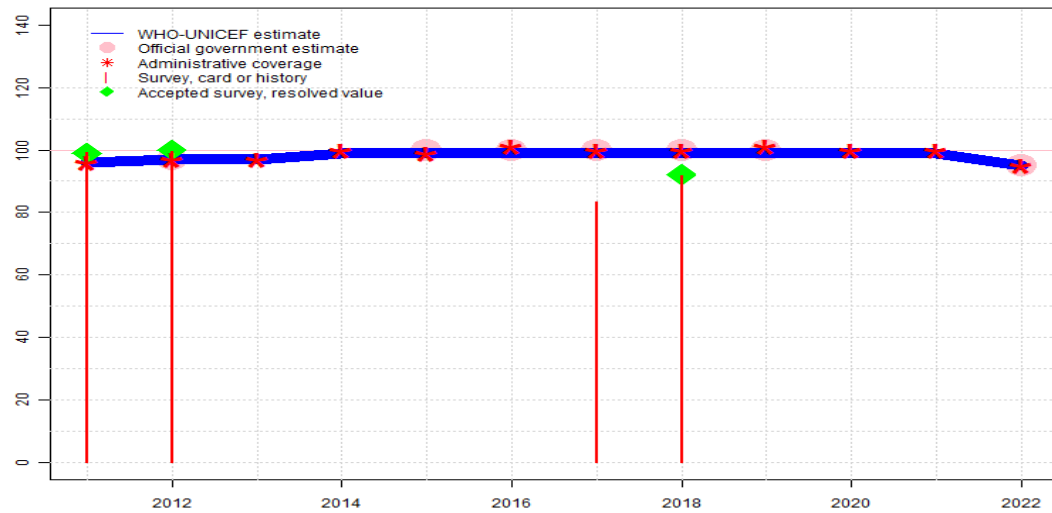
The WHO and UNICEF estimates of national immunization coverage (wuenic) are based on data and information that are of varying, and, in some instances, unknown quality. Beginning with the 2011 revision we describe the grade of confidence (GoC) we have in these estimates. As there is no underlying probability model upon which the estimates are based, we are unable to present classical measures of uncertainty, e.g., confidence intervals. Moreover, we have chosen not to make subjective estimates of plausibility/certainty ranges around the coverage. The GoC reflects the degree of empirical support upon which the estimates are based. It is not a judgment of the quality of data reported by national authorities.

- Estimate is supported by reported data [R+], coverage recalculated with an independent denominator from the World Population Prospects: 2022 revision from the UN Population Division (D+), and at least one supporting survey within 2 years [S+]. While well supported, the estimate still carries a risk of being wrong.
- Estimate is supported by at least one data source; [R+], [S+], or [D+]; and no data source, [R-], [D-], or [S-], challenges the estimate.
- There are no directly supporting data; or data from at least one source; [R-], [D-], [S-]; challenge the estimate.

In all cases these estimates should be used with caution and should be assessed in light of the objective for which they are being used.

State of Palestine - HepBB

PSE - HepBB



Description:

- 2022: Estimate informed by reported data. GoC=R+ D+
- 2021: Estimate informed by reported administrative data. GoC=R+ D+
- 2020: Estimate informed by reported administrative data. GoC=R+ S+ D+
- 2019: Estimate informed by reported data. GoC=R+ S+ D+
- 2018: Estimate informed by reported data supported by survey. Survey evidence of 92 percent based on 1 survey(s). GoC=R+ S+ D+
- 2017: Estimate informed by reported data. Palestinian Multiple Indicator Cluster Survey 2019-2020 results ignored by working group. Consistency with other vaccine doses and most recent cohort. GoC=R+ S+ D+
- 2016: Estimate informed by reported data. Estimate challenged by: D-
- 2015: Estimate informed by reported data. Estimate challenged by: D-
- 2014: Estimate informed by reported administrative data. Estimate challenged by: D-
- 2013: Estimate informed by reported administrative data. Estimate challenged by: D-
- 2012: Estimate informed by reported data supported by survey. Survey evidence of 100 percent based on 1 survey(s). Estimate challenged by: D-
- 2011: Estimate informed by reported administrative data supported by survey. Survey evidence of 99 percent based on 1 survey(s). GoC=R+ S+ D+

	2011	2012	2013	2014	2015	2016	2017	2018	2019	2020	2021	2022
Estimate	96	97	97	99	99	99	99	99	99	99	99	95
Estimate GoC	●●●	●	●	●	●	●	●●●	●●●	●●●	●●●	●●	●●
Official	NA	97	NA	NA	100	100	100	100	100	NA	NA	95
Administrative	96	97	97	100	99	101	100	100	101	100	100	95
Survey	99.2	99.6	NA	NA	NA	NA	83.4	91.9	NA	NA	NA	NA

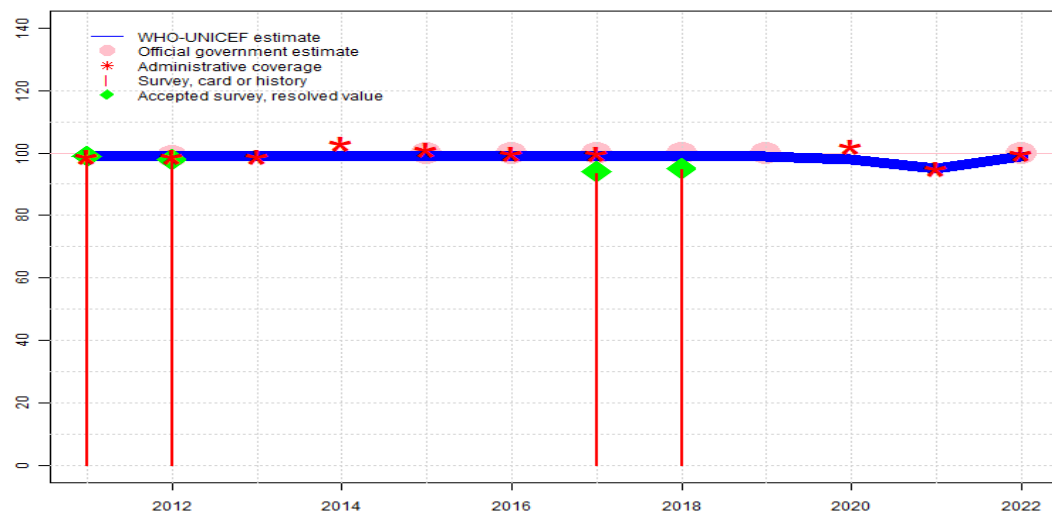
The WHO and UNICEF estimates of national immunization coverage (wuenic) are based on data and information that are of varying, and, in some instances, unknown quality. Beginning with the 2011 revision we describe the grade of confidence (GoC) we have in these estimates. As there is no underlying probability model upon which the estimates are based, we are unable to present classical measures of uncertainty, e.g., confidence intervals. Moreover, we have chosen not to make subjective estimates of plausibility/certainty ranges around the coverage. The GoC reflects the degree of empirical support upon which the estimates are based. It is not a judgment of the quality of data reported by national authorities.

- Estimate is supported by reported data [R+], coverage recalculated with an independent denominator from the World Population Prospects: 2022 revision from the UN Population Division (D+), and at least one supporting survey within 2 years [S+]. While well supported, the estimate still carries a risk of being wrong.
- Estimate is supported by at least one data source; [R+], [S+], or [D+]; and no data source, [R-], [D-], or [S-], challenges the estimate.
- There are no directly supporting data; or data from at least one source; [R-], [D-], [S-]; challenge the estimate.

In all cases these estimates should be used with caution and should be assessed in light of the objective for which they are being used.

State of Palestine - HepB3

PSE - HepB3



Description:

- 2022: Estimate informed by reported data. GoC=R+ D+
- 2021: Estimate informed by reported administrative data. GoC=R+ D+
- 2020: Estimate informed by interpolation between reported data. Reported data excluded because 102 percent greater than 100 percent. GoC=R+ S+ D+
- 2019: Estimate informed by reported data. GoC=R+ S+
- 2018: Estimate informed by reported data supported by survey. Survey evidence of 95 percent based on 1 survey(s). Palestinian Multiple Indicator Cluster Survey 2019-2020 card or history results of 95 percent modified for recall bias to 95 percent based on 1st dose card or history coverage of 97 percent, 1st dose card only coverage of 91 percent and 3rd dose card only coverage of 89 percent. GoC=Assigned by working group. Consistency with vaccines where reported numerator data are available.
- 2017: Estimate informed by reported data supported by survey. Survey evidence of 94 percent based on 1 survey(s). Palestinian Multiple Indicator Cluster Survey 2019-2020 card or history results of 93 percent modified for recall bias to 94 percent based on 1st dose card or history coverage of 96 percent, 1st dose card only coverage of 82 percent and 3rd dose card only coverage of 81 percent. GoC=R+ S+ D+
- 2016: Estimate informed by reported data. Estimate challenged by: D-
- 2015: Estimate informed by reported data. Estimate challenged by: D-
- 2014: Estimate informed by interpolation between reported data. Reported data excluded because 103 percent greater than 100 percent. GoC=R+ S+ D+
- 2013: Estimate informed by reported administrative data. Estimate challenged by: D-
- 2012: Estimate informed by reported data supported by survey. Survey evidence of 98 percent based on 1 survey(s). Palestinian Multiple Indicator Cluster Survey, 2014 card or history results of 99 percent modified for recall bias to 98 percent based on 1st dose card or history coverage of 100 percent, 1st dose card only coverage of 91 percent and 3rd dose card only coverage of 89 percent. GoC=R+ S+ D+
- 2011: Estimate informed by reported administrative data supported by survey. Survey evidence of 99 percent based on 1 survey(s). Palestinian Multiple Indicator Cluster Survey, 2014 card or history results of 99 percent modified for recall bias to 99 percent based on 1st dose card or history coverage of 100 percent, 1st dose card only coverage of 83 percent and 3rd dose card only coverage of 82 percent. GoC=R+ S+ D+

	2011	2012	2013	2014	2015	2016	2017	2018	2019	2020	2021	2022
Estimate	99	99	99	99	99	99	99	99	99	98	95	99
Estimate GoC	●●●	●●●	●	●●●	●	●	●●●	●	●●	●●●	●●	●●
Official	NA	99	NA	NA	100	100	100	100	100	NA	NA	100
Administrative	99	99	99	103	101	100	100	NA	NA	102	95	100
Survey	99	99.3	NA	NA	NA	NA	93.3	94.6	NA	NA	NA	NA

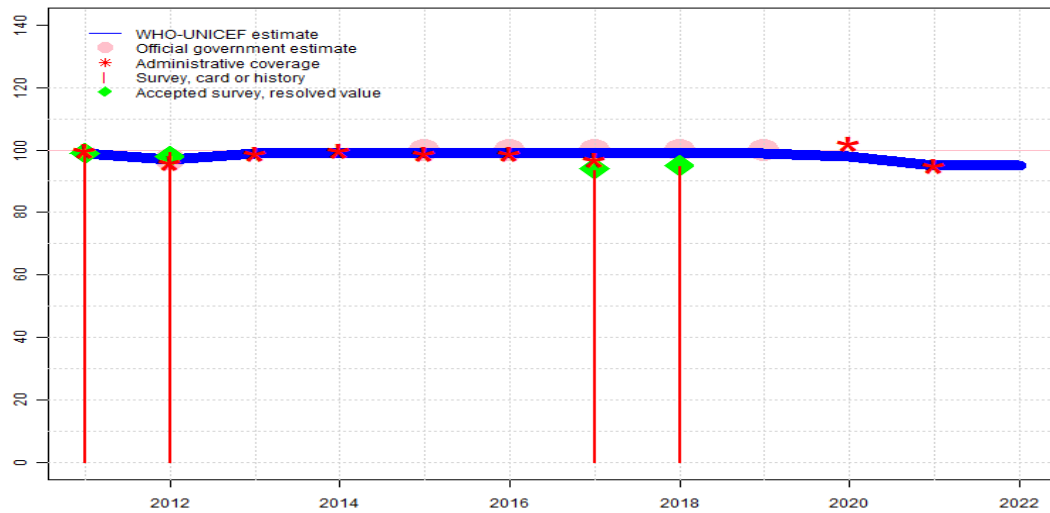
The WHO and UNICEF estimates of national immunization coverage (wuenic) are based on data and information that are of varying, and, in some instances, unknown quality. Beginning with the 2011 revision we describe the grade of confidence (GoC) we have in these estimates. As there is no underlying probability model upon which the estimates are based, we are unable to present classical measures of uncertainty, e.g., confidence intervals. Moreover, we have chosen not to make subjective estimates of plausibility/certainty ranges around the coverage. The GoC reflects the degree of empirical support upon which the estimates are based. It is not a judgment of the quality of data reported by national authorities.

- Estimate is supported by reported data [R+], coverage recalculated with an independent denominator from the World Population Prospects: 2022 revision from the UN Population Division (D+), and at least one supporting survey within 2 years [S+]. While well supported, the estimate still carries a risk of being wrong.
- Estimate is supported by at least one data source; [R+], [S+], or [D+]; and no data source, [R-], [D-], or [S-], challenges the estimate.
- There are no directly supporting data; or data from at least one source; [R-], [D-], [S-]; challenge the estimate.

In all cases these estimates should be used with caution and should be assessed in light of the objective for which they are being used.

State of Palestine - Hib3

PSE - Hib3



Description:

- 2022: Estimate based on extrapolation from data reported by national government. GoC=No accepted empirical data
- 2021: Estimate informed by reported administrative data. GoC=R+ D+
- 2020: Estimate informed by interpolation between reported data. Reported data excluded because 102 percent greater than 100 percent. GoC=R+ S+ D+
- 2019: Estimate informed by reported data. GoC=R+ S+
- 2018: Estimate informed by reported data supported by survey. Survey evidence of 95 percent based on 1 survey(s). Palestinian Multiple Indicator Cluster Survey 2019-2020 card or history results of 95 percent modified for recall bias to 95 percent based on 1st dose card or history coverage of 97 percent, 1st dose card only coverage of 91 percent and 3rd dose card only coverage of 89 percent. GoC=Assigned by working group. Consistency with vaccines where reported numerator data are available.
- 2017: Estimate informed by reported data supported by survey. Survey evidence of 94 percent based on 1 survey(s). Palestinian Multiple Indicator Cluster Survey 2019-2020 card or history results of 93 percent modified for recall bias to 94 percent based on 1st dose card or history coverage of 96 percent, 1st dose card only coverage of 82 percent and 3rd dose card only coverage of 81 percent. GoC=R+ S+ D+
- 2016: Estimate informed by reported data. Estimate challenged by: D-
- 2015: Estimate informed by reported data. Estimate challenged by: D-
- 2014: Estimate informed by reported administrative data. Estimate challenged by: D-
- 2013: Estimate informed by reported administrative data. Estimate challenged by: D-
- 2012: Estimate informed by reported data supported by survey. Survey evidence of 98 percent based on 1 survey(s). Palestinian Multiple Indicator Cluster Survey, 2014 card or history results of 99 percent modified for recall bias to 98 percent based on 1st dose card or history coverage of 100 percent, 1st dose card only coverage of 91 percent and 3rd dose card only coverage of 89 percent. GoC=R+ S+ D+
- 2011: Estimate informed by reported administrative data supported by survey. Survey evidence of 99 percent based on 1 survey(s). Palestinian Multiple Indicator Cluster Survey, 2014 card or history results of 99 percent modified for recall bias to 99 percent based on 1st dose card or history coverage of 100 percent, 1st dose card only coverage of 83 percent and 3rd dose card only coverage of 82 percent. GoC=R+ S+ D+

	2011	2012	2013	2014	2015	2016	2017	2018	2019	2020	2021	2022
Estimate	99	97	99	99	99	99	99	99	99	98	95	95
Estimate GoC	●●●	●●●	●	●	●	●	●●●	●	●●	●●●	●●	●
Official	NA	97	NA	NA	100	100	100	100	100	NA	NA	NA
Administrative	100	96	99	100	99	99	97	NA	NA	102	95	NA
Survey	99	99.3	NA	NA	NA	NA	93.3	94.6	NA	NA	NA	NA

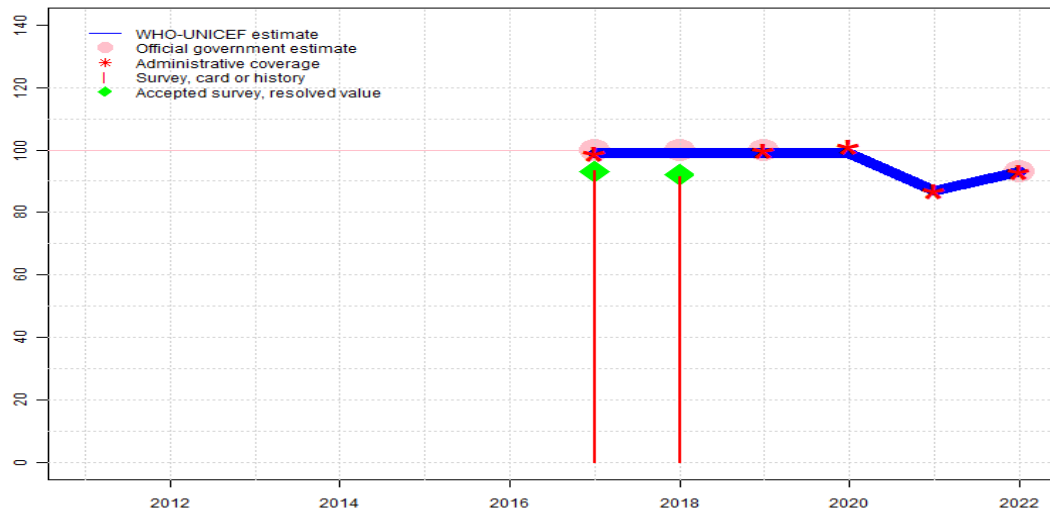
The WHO and UNICEF estimates of national immunization coverage (wuenic) are based on data and information that are of varying, and, in some instances, unknown quality. Beginning with the 2011 revision we describe the grade of confidence (GoC) we have in these estimates. As there is no underlying probability model upon which the estimates are based, we are unable to present classical measures of uncertainty, e.g., confidence intervals. Moreover, we have chosen not to make subjective estimates of plausibility/certainty ranges around the coverage. The GoC reflects the degree of empirical support upon which the estimates are based. It is not a judgment of the quality of data reported by national authorities.

- Estimate is supported by reported data [R+], coverage recalculated with an independent denominator from the World Population Prospects: 2022 revision from the UN Population Division (D+), and at least one supporting survey within 2 years [S+]. While well supported, the estimate still carries a risk of being wrong.
- Estimate is supported by at least one data source; [R+], [S+], or [D+]; and no data source, [R-], [D-], or [S-], challenges the estimate.
- There are no directly supporting data; or data from at least one source; [R-], [D-], [S-]; challenge the estimate.

In all cases these estimates should be used with caution and should be assessed in light of the objective for which they are being used.

State of Palestine - RotaC

PSE - RotaC



Description:

- 2022: Estimate informed by reported data. Programme reports a one month vaccine stockout at national level that impacted subnational levels. GoC=R+ D+
- 2021: Estimate informed by reported administrative data. Programme reports a two months vaccine stockout at both national and subnational levels. GoC=R+ D+
- 2020: Estimate based on coverage reported by national government. Reported data excluded because 101 percent greater than 100 percent. Estimate challenged by: R-
- 2019: Estimate informed by reported data. GoC=R+ S+ D+
- 2018: Estimate informed by reported data supported by survey. Survey evidence of 92 percent based on 1 survey(s). Programme reports two months vaccine stockout at the national level. GoC=Assigned by working group. Consistency with vaccines where reported numerator data are available.
- 2017: Estimate informed by reported data supported by survey. Survey evidence of 93 percent based on 1 survey(s). Rotavirus vaccine introduced in 2017. GoC=R+ S+ D+

	2011	2012	2013	2014	2015	2016	2017	2018	2019	2020	2021	2022
Estimate	NA	NA	NA	NA	NA	NA	99	99	99	99	87	93
Estimate GoC	NA	NA	NA	NA	NA	NA	●●●	●	●●●	●	●●	●●
Official	NA	NA	NA	NA	NA	NA	100	100	100	NA	NA	93
Administrative	NA	NA	NA	NA	NA	NA	99	NA	100	101	87	93
Survey	NA	NA	NA	NA	NA	NA	93.3	91.5	NA	NA	NA	NA

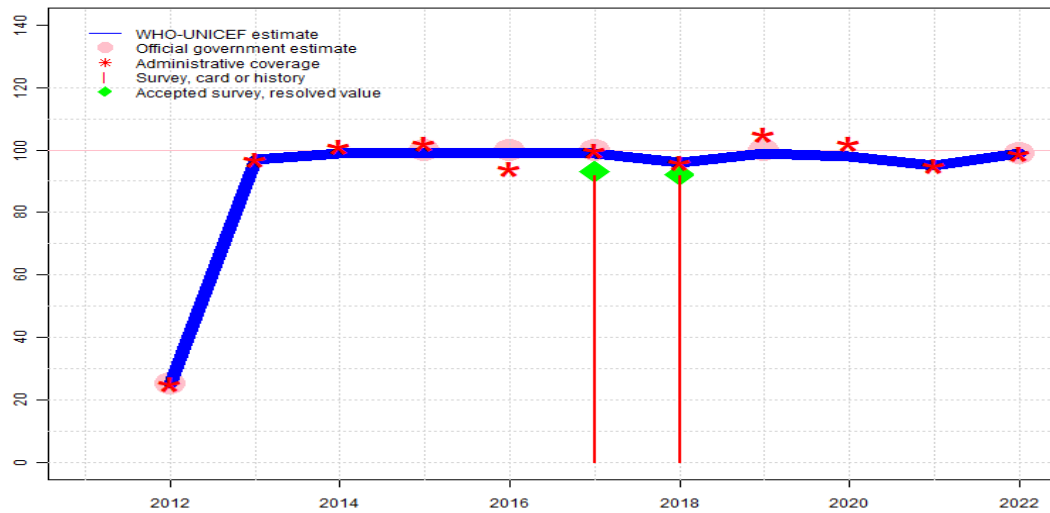
The WHO and UNICEF estimates of national immunization coverage (wuenic) are based on data and information that are of varying, and, in some instances, unknown quality. Beginning with the 2011 revision we describe the grade of confidence (GoC) we have in these estimates. As there is no underlying probability model upon which the estimates are based, we are unable to present classical measures of uncertainty, e.g., confidence intervals. Moreover, we have chosen not to make subjective estimates of plausibility/certainty ranges around the coverage. The GoC reflects the degree of empirical support upon which the estimates are based. It is not a judgment of the quality of data reported by national authorities.

- Estimate is supported by reported data [R+], coverage recalculated with an independent denominator from the World Population Prospects: 2022 revision from the UN Population Division (D+), and at least one supporting survey within 2 years [S+]. While well supported, the estimate still carries a risk of being wrong.
- Estimate is supported by at least one data source; [R+], [S+], or [D+]; and no data source, [R-], [D-], or [S-], challenges the estimate.
- There are no directly supporting data; or data from at least one source; [R-], [D-], [S-]; challenge the estimate.

In all cases these estimates should be used with caution and should be assessed in light of the objective for which they are being used.

State of Palestine - PcV3

PSE - PcV3



	2011	2012	2013	2014	2015	2016	2017	2018	2019	2020	2021	2022
Estimate	NA	25	97	99	99	99	99	96	99	98	95	99
Estimate GoC	NA	●●	●	●	●	●	●●●	●●●	●●●	●●●	●●	●●
Official	NA	25	NA	NA	100	100	100	NA	100	NA	NA	99
Administrative	NA	25	97	101	102	94	100	96	105	102	95	99
Survey	NA	NA	NA	NA	NA	NA	91.9	91.7	NA	NA	NA	NA

The WHO and UNICEF estimates of national immunization coverage (wuenic) are based on data and information that are of varying, and, in some instances, unknown quality. Beginning with the 2011 revision we describe the grade of confidence (GoC) we have in these estimates. As there is no underlying probability model upon which the estimates are based, we are unable to present classical measures of uncertainty, e.g., confidence intervals. Moreover, we have chosen not to make subjective estimates of plausibility/certainty ranges around the coverage. The GoC reflects the degree of empirical support upon which the estimates are based. It is not a judgment of the quality of data reported by national authorities.

- Estimate is supported by reported data [R+], coverage recalculated with an independent denominator from the World Population Prospects: 2022 revision from the UN Population Division (D+), and at least one supporting survey within 2 years [S+]. While well supported, the estimate still carries a risk of being wrong.
- Estimate is supported by at least one data source; [R+], [S+], or [D+]; and no data source, [R-], [D-], or [S-], challenges the estimate.
- There are no directly supporting data; or data from at least one source; [R-], [D-], [S-]; challenge the estimate.

In all cases these estimates should be used with caution and should be assessed in light of the objective for which they are being used.

Description:

- 2022: Estimate informed by reported data. GoC=R+ D+
- 2021: Estimate informed by reported administrative data. Programme reports a two months vaccine stockout at both national and subnational levels. GoC=R+ D+
- 2020: Estimate informed by interpolation between reported data. Reported data excluded because 102 percent greater than 100 percent. GoC=R+ S+ D+
- 2019: Estimate informed by reported data. GoC=R+ S+ D+
- 2018: Estimate informed by reported administrative data supported by survey. Survey evidence of 92 percent based on 1 survey(s). Palestinian Multiple Indicator Cluster Survey 2019-2020 card or history results of 92 percent modified for recall bias to 92 percent based on 1st dose card or history coverage of 97 percent, 1st dose card only coverage of 90 percent and 3rd dose card only coverage of 86 percent. GoC=R+ S+ D+
- 2017: Estimate informed by reported data supported by survey. Survey evidence of 93 percent based on 1 survey(s). Palestinian Multiple Indicator Cluster Survey 2019-2020 card or history results of 92 percent modified for recall bias to 93 percent based on 1st dose card or history coverage of 95 percent, 1st dose card only coverage of 82 percent and 3rd dose card only coverage of 80 percent. GoC=R+ S+ D+
- 2016: Estimate informed by reported data. Programme reports a two months vaccine stockout at national level. Estimate challenged by: D-
- 2015: Estimate informed by reported data. Estimate challenged by: D-
- 2014: Estimate informed by interpolation between reported data. Reported data excluded because 101 percent greater than 100 percent. Estimate challenged by: D-
- 2013: Estimate informed by reported data. Estimate challenged by: D-
- 2012: Estimate informed by reported data. Pneumococcal conjugate vaccine introduced in 2012. GoC=R+ D+

State of Palestine - survey details

NOTE: A survey to measure vaccination coverage for infants (i.e., children aged 0 to 11 months) will sample children aged 12 to 23 months at the time of survey to capture the youngest annual cohort of children who should have completed the vaccination schedule. Because WUENIC are for infant vaccinations, survey data in this report are presented to reflect the birth year of the youngest survey cohort. For example, results for a survey conducted during December 2020 among children aged 12 to 23 months at the time of the survey reflect the immunization experience of children born in 2019. Depending on the timing of survey field work, results may reflect the immunization experience of children born and vaccinated 1 or 2 years prior to the survey field work.

2018 Palestinian Multiple Indicator Cluster Survey 2019-2020

Vaccine	Confirmation method	Coverage	Age cohort	Sample	Cards seen
BCG	C or H <12 months	99.1	12-23 m	1280	93
BCG	Card	92	12-23 m	1280	93
BCG	Card or History	99.6	12-23 m	1280	93
BCG	History	7.6	12-23 m	1280	93
DTP1	C or H <12 months	96.4	12-23 m	1280	93
DTP1	Card	90.6	12-23 m	1280	93
DTP1	Card or History	97.2	12-23 m	1280	93
DTP1	History	6.6	12-23 m	1280	93
DTP3	C or H <12 months	91.9	12-23 m	1280	93
DTP3	Card	88.8	12-23 m	1280	93
DTP3	Card or History	94.6	12-23 m	1280	93
DTP3	History	5.8	12-23 m	1280	93
HepB1	C or H <12 months	96.4	12-23 m	1280	93
HepB1	Card	90.6	12-23 m	1280	93
HepB1	Card or History	97.2	12-23 m	1280	93
HepB1	History	6.6	12-23 m	1280	93
HepB3	C or H <12 months	91.9	12-23 m	1280	93
HepB3	Card	88.8	12-23 m	1280	93
HepB3	Card or History	94.6	12-23 m	1280	93
HepB3	History	5.8	12-23 m	1280	93
HepBB	C or H <12 months	91.5	12-23 m	1280	93
HepBB	Card	91.1	12-23 m	1280	93
HepBB	Card or History	91.9	12-23 m	1280	93
HepBB	History	0.8	12-23 m	1280	93

Hib1	C or H <12 months	96.4	12-23 m	1280	93
Hib1	Card	90.6	12-23 m	1280	93
Hib1	Card or History	97.2	12-23 m	1280	93
Hib1	History	6.6	12-23 m	1280	93
Hib3	C or H <12 months	91.9	12-23 m	1280	93
Hib3	Card	88.8	12-23 m	1280	93
Hib3	Card or History	94.6	12-23 m	1280	93
Hib3	History	5.8	12-23 m	1280	93
IPV1	C or H <12 months	98.2	12-23 m	1280	93
IPV1	Card	91.9	12-23 m	1280	93
IPV1	Card or History	98.6	12-23 m	1280	93
IPV1	History	6.6	12-23 m	1280	93
MCV1	C or H <12 months	75.9	12-23 m	1280	93
MCV1	Card	86.5	12-23 m	1280	93
MCV1	Card or History	93.1	12-23 m	1280	93
MCV1	History	6.6	12-23 m	1280	93
PCV1	C or H <12 months	95.9	12-23 m	1280	93
PCV1	Card	90.4	12-23 m	1280	93
PCV1	Card or History	96.9	12-23 m	1280	93
PCV1	History	6.6	12-23 m	1280	93
PCV3	C or H <12 months	70.4	12-23 m	1280	93
PCV3	Card	86.2	12-23 m	1280	93
PCV3	Card or History	91.7	12-23 m	1280	93
PCV3	History	5.5	12-23 m	1280	93
Pol1	C or H <12 months	98.2	12-23 m	1280	93
Pol1	Card	91.7	12-23 m	1280	93
Pol1	Card or History	98.7	12-23 m	1280	93
Pol1	History	7	12-23 m	1280	93
Pol3	C or H <12 months	90.8	12-23 m	1280	93
Pol3	Card	89.9	12-23 m	1280	93
Pol3	Card or History	92.9	12-23 m	1280	93
Pol3	History	3	12-23 m	1280	93
RotaC	C or H <12 months	89.6	12-23 m	1280	93
RotaC	Card	82.5	12-23 m	1280	93
RotaC	Card or History	91.5	12-23 m	1280	93
RotaC	History	8.9	12-23 m	1280	93

2017 Palestinian Multiple Indicator Cluster Survey 2019-2020

State of Palestine - survey details

Vaccine	Confirmation method	Coverage	Age cohort	Sample	Cards seen
BCG	C or H <12 months	97.9	24-35 m	1239	93
BCG	Card	83.3	24-35 m	1239	93
BCG	Card or History	98.7	24-35 m	1239	93
BCG	History	15.4	24-35 m	1239	93
DTP1	C or H <12 months	92.3	24-35 m	1239	93
DTP1	Card	81.9	24-35 m	1239	93
DTP1	Card or History	96.1	24-35 m	1239	93
DTP1	History	14.2	24-35 m	1239	93
DTP3	C or H <12 months	85.6	24-35 m	1239	93
DTP3	Card	80.5	24-35 m	1239	93
DTP3	Card or History	93.3	24-35 m	1239	93
DTP3	History	12.8	24-35 m	1239	93
HepB1	C or H <12 months	92.3	24-35 m	1239	93
HepB1	Card	81.9	24-35 m	1239	93
HepB1	Card or History	96.1	24-35 m	1239	93
HepB1	History	14.2	24-35 m	1239	93
HepB3	C or H <12 months	85.6	24-35 m	1239	93
HepB3	Card	80.5	24-35 m	1239	93
HepB3	Card or History	93.3	24-35 m	1239	93
HepB3	History	12.8	24-35 m	1239	93
HepBB	C or H <12 months	83.1	24-35 m	1239	93
HepBB	Card	82.8	24-35 m	1239	93
HepBB	Card or History	83.4	24-35 m	1239	93
HepBB	History	0.6	24-35 m	1239	93
Hib1	C or H <12 months	92.3	24-35 m	1239	93
Hib1	Card	81.9	24-35 m	1239	93
Hib1	Card or History	96.1	24-35 m	1239	93
Hib1	History	14.2	24-35 m	1239	93
Hib3	C or H <12 months	85.6	24-35 m	1239	93
Hib3	Card	80.5	24-35 m	1239	93
Hib3	Card or History	93.3	24-35 m	1239	93
Hib3	History	12.8	24-35 m	1239	93
IPV1	C or H <12 months	95.5	24-35 m	1239	93
IPV1	Card	83.3	24-35 m	1239	93
IPV1	Card or History	97.5	24-35 m	1239	93
IPV1	History	14.2	24-35 m	1239	93
MCV1	C or H <12 months	76.7	24-35 m	1239	93
MCV1	Card	81.1	24-35 m	1239	93
MCV1	Card or History	95.9	24-35 m	1239	93

MCV1	History	14.8	24-35 m	1239	93
PCV1	C or H <12 months	92.6	24-35 m	1239	93
PCV1	Card	81.5	24-35 m	1239	93
PCV1	Card or History	95.1	24-35 m	1239	93
PCV1	History	13.6	24-35 m	1239	93
PCV3	C or H <12 months	71.3	24-35 m	1239	93
PCV3	Card	80	24-35 m	1239	93
PCV3	Card or History	91.9	24-35 m	1239	93
PCV3	History	11.8	24-35 m	1239	93
Pol1	C or H <12 months	95.9	24-35 m	1239	93
Pol1	Card	83.3	24-35 m	1239	93
Pol1	Card or History	98.3	24-35 m	1239	93
Pol1	History	15	24-35 m	1239	93
Pol3	C or H <12 months	85.9	24-35 m	1239	93
Pol3	Card	82.1	24-35 m	1239	93
Pol3	Card or History	90.4	24-35 m	1239	93
Pol3	History	8.3	24-35 m	1239	93
RotaC	C or H <12 months	88.8	24-35 m	1239	93
RotaC	Card	77.2	24-35 m	1239	93
RotaC	Card or History	93.3	24-35 m	1239	93
RotaC	History	16	24-35 m	1239	93

2012 Palestinian Multiple Indicator Cluster Survey, 2014

Vaccine	Confirmation method	Coverage	Age cohort	Sample	Cards seen
BCG	C or H <12 months	98.8	12-23 m	1444	84
BCG	Card	92	12-23 m	1444	84
BCG	Card or History	99.6	12-23 m	1444	84
BCG	History	7.6	12-23 m	1444	84
DTP1	C or H <12 months	98.4	12-23 m	1444	84
DTP1	Card	91.4	12-23 m	1444	84
DTP1	Card or History	99.8	12-23 m	1444	84
DTP1	History	8.4	12-23 m	1444	84
DTP3	C or H <12 months	96.9	12-23 m	1444	84
DTP3	Card	89.4	12-23 m	1444	84
DTP3	Card or History	99.3	12-23 m	1444	84
DTP3	History	9.8	12-23 m	1444	84
HepB1	C or H <12 months	98.4	12-23 m	1444	84
HepB1	Card	91.4	12-23 m	1444	84

State of Palestine - survey details

HepB1	Card or History	99.8	12-23 m	1444	84	DTP1	C or H <12 months	98.6	24-35 m	1466	84
HepB1	History	8.4	12-23 m	1444	84	DTP1	Card	83.1	24-35 m	1466	84
HepB3	C or H <12 months	96.9	12-23 m	1444	84	DTP1	Card or History	99.6	24-35 m	1466	84
HepB3	Card	89.4	12-23 m	1444	84	DTP1	History	16.5	24-35 m	1466	84
HepB3	Card or History	99.3	12-23 m	1444	84	DTP3	C or H <12 months	97.3	24-35 m	1466	84
HepB3	History	9.8	12-23 m	1444	84	DTP3	Card	82.4	24-35 m	1466	84
HepBB	C or H <12 months	99.1	12-23 m	1444	84	DTP3	Card or History	99	24-35 m	1466	84
HepBB	Card	91.7	12-23 m	1444	84	DTP3	History	16.7	24-35 m	1466	84
HepBB	Card or History	99.6	12-23 m	1444	84	HepB1	C or H <12 months	98.6	24-35 m	1466	84
HepBB	History	7.9	12-23 m	1444	84	HepB1	Card	83.1	24-35 m	1466	84
Hib1	C or H <12 months	98.4	12-23 m	1444	84	HepB1	Card or History	99.6	24-35 m	1466	84
Hib1	Card	91.4	12-23 m	1444	84	HepB1	History	16.5	24-35 m	1466	84
Hib1	Card or History	99.8	12-23 m	1444	84	HepB3	C or H <12 months	97.3	24-35 m	1466	84
Hib1	History	8.4	12-23 m	1444	84	HepB3	Card	82.4	24-35 m	1466	84
Hib3	C or H <12 months	96.9	12-23 m	1444	84	HepB3	Card or History	99	24-35 m	1466	84
Hib3	Card	89.4	12-23 m	1444	84	HepB3	History	16.7	24-35 m	1466	84
Hib3	Card or History	99.3	12-23 m	1444	84	HepBB	C or H <12 months	98.9	24-35 m	1466	84
Hib3	History	9.8	12-23 m	1444	84	HepBB	Card	83.2	24-35 m	1466	84
IPV1	C or H <12 months	99.4	12-23 m	1444	84	HepBB	Card or History	99.2	24-35 m	1466	84
IPV1	Card	91.1	12-23 m	1444	84	HepBB	History	16	24-35 m	1466	84
IPV1	Card or History	99.8	12-23 m	1444	84	Hib1	C or H <12 months	98.6	24-35 m	1466	84
IPV1	History	8.6	12-23 m	1444	84	Hib1	Card	83.1	24-35 m	1466	84
MCV1	C or H <24 months	97	24-35 m	1466	84	Hib1	Card or History	99.6	24-35 m	1466	84
Pol1	C or H <12 months	99.2	12-23 m	1444	84	Hib1	History	16.5	24-35 m	1466	84
Pol1	Card	91.6	12-23 m	1444	84	Hib3	C or H <12 months	97.3	24-35 m	1466	84
Pol1	Card or History	100	12-23 m	1444	84	Hib3	Card	82.4	24-35 m	1466	84
Pol1	History	8.4	12-23 m	1444	84	Hib3	Card or History	99	24-35 m	1466	84
Pol3	C or H <12 months	97.9	12-23 m	1444	84	Hib3	History	16.7	24-35 m	1466	84
Pol3	Card	89.3	12-23 m	1444	84	IPV1	C or H <12 months	99.3	24-35 m	1466	84
Pol3	Card or History	99	12-23 m	1444	84	IPV1	Card	83.6	24-35 m	1466	84
Pol3	History	9.6	12-23 m	1444	84	IPV1	Card or History	99.6	24-35 m	1466	84
						IPV1	History	16	24-35 m	1466	84
						MCV1	Card	81.6	24-35 m	1466	84
						MCV1	Card or History	99.1	24-35 m	1466	84
						MCV1	History	17.5	24-35 m	1466	84
						Pol1	C or H <12 months	99	24-35 m	1466	84
						Pol1	Card	83	24-35 m	1466	84
						Pol1	Card or History	99.4	24-35 m	1466	84
						Pol1	History	16.4	24-35 m	1466	84
						Pol3	C or H <12 months	97.4	24-35 m	1466	84

2011 Palestinian Multiple Indicator Cluster Survey, 2014

Vaccine	Confirmation method	Coverage	Age cohort	Sample	Cards seen
BCG	C or H <12 months	99.1	24-35 m	1466	84
BCG	Card	83.3	24-35 m	1466	84
BCG	Card or History	99.3	24-35 m	1466	84
BCG	History	16	24-35 m	1466	84

State of Palestine - survey details

Pol3	Card	81.9	24-35 m	1466	84
Pol3	Card or History	98.6	24-35 m	1466	84
Pol3	History	16.7	24-35 m	1466	84

Pol3	Card	79	12-23 m	-	82
Pol3	Card or History	90.9	12-23 m	2107	82
Pol3	History	11.9	12-23 m	-	82

2009 Palestinian Family Survey 2010

Vaccine	Confirmation method	Coverage	Age cohort	Sample	Cards seen
BCG	C or H <12 months	97.7	12-23 m	437	82
BCG	Card	81.3	12-23 m	-	82
BCG	Card or History	98.2	12-23 m	2107	82
BCG	History	16.8	12-23 m	-	82
DTP1	C or H <12 months	95.3	12-23 m	437	82
DTP1	Card	80.5	12-23 m	-	82
DTP1	Card or History	97	12-23 m	2107	82
DTP1	History	16.6	12-23 m	-	82
DTP3	C or H <12 months	90.6	12-23 m	437	82
DTP3	Card	78.2	12-23 m	-	82
DTP3	Card or History	91.9	12-23 m	2107	82
DTP3	History	13.7	12-23 m	-	82
HepB1	C or H <12 months	98.2	12-23 m	437	82
HepB1	Card	82.2	12-23 m	-	82
HepB1	Card or History	98.3	12-23 m	2107	82
HepB1	History	16.1	12-23 m	-	82
HepB3	C or H <12 months	91.9	12-23 m	437	82
HepB3	Card	79.8	12-23 m	-	82
HepB3	Card or History	92.8	12-23 m	2107	82
HepB3	History	13.1	12-23 m	-	82
MCV1	C or H <12 months	87.9	12-23 m	437	82
MCV1	Card	78.3	12-23 m	-	82
MCV1	Card or History	93.2	12-23 m	2107	82
MCV1	History	14.9	12-23 m	-	82
Pol1	C or H <12 months	96.2	12-23 m	437	82
Pol1	Card	81	12-23 m	-	82
Pol1	Card or History	98.1	12-23 m	2107	82
Pol1	History	17.1	12-23 m	-	82
Pol3	C or H <12 months	89.6	12-23 m	437	82

2005 Palestinian Family Health Survey 2006

Vaccine	Confirmation method	Coverage	Age cohort	Sample	Cards seen
BCG	Card	99.1	12-23 m	1894	-
DTP3	Card	98.7	12-23 m	1894	-
MCV1	Card	96.7	12-23 m	1894	-
Pol3	Card	98.9	12-23 m	1894	-

2003 Palestinian National Authority Demographic and Health Survey 2004

Vaccine	Confirmation method	Coverage	Age cohort	Sample	Cards seen
BCG	Card or history	95.2	12-23 m	4839	86
DTP1	Card or history	97.8	12-23 m	4839	86
DTP3	Card or history	97.8	12-23 m	4839	86
MCV1	Card or history	95.2	12-23 m	4839	86
Pol1	Card or history	99.5	12-23 m	4839	86
Pol3	Card or history	99.5	12-23 m	4839	86

1999 Palestine Health Survey 2000

Vaccine	Confirmation method	Coverage	Age cohort	Sample	Cards seen
BCG	Card or History	74.7	12-23 m	-	87
DTP1	Card or History	98.2	12-23 m	-	87
DTP3	Card or History	88.5	12-23 m	-	87
MCV1	Card or History	92.9	12-23 m	-	87
Pol1	Card or History	99.7	12-23 m	-	87
Pol3	Card or History	96.8	12-23 m	-	87

State of Palestine - survey details

Further information and estimates for previous years are available at:

<https://data.unicef.org/topic/child-health/immunization/>

<https://immunizationdata.who.int/listing.html>