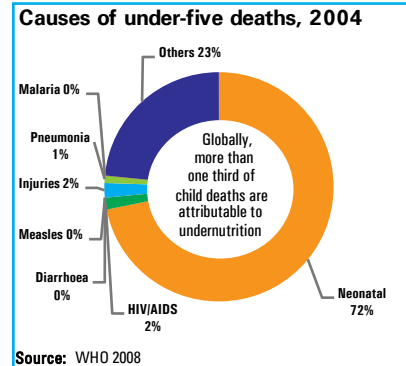
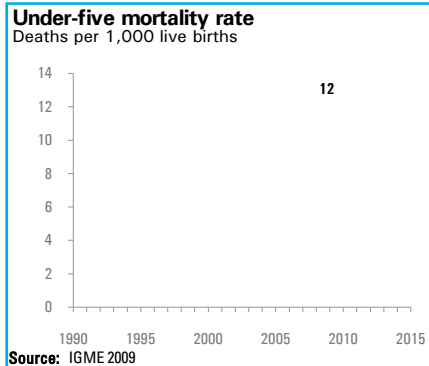


## DEMOGRAPHICS

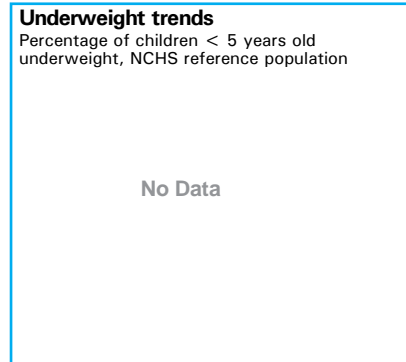
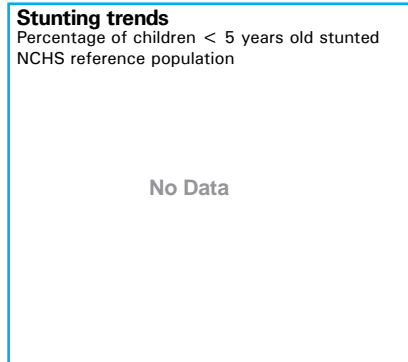
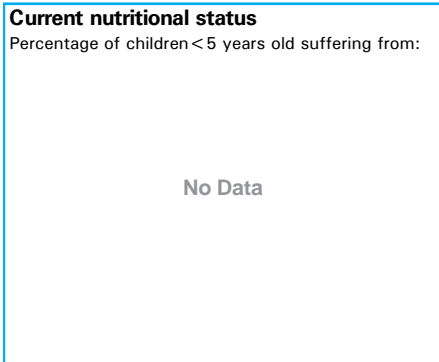
Total population (000)	87	(2008)
Total under-five population (000)	4	(2008)
Total number of births (000)	1	(2008)
Under-five mortality rate (per 1,000 live births)	12	(2008)
Total number of under-five deaths (000)	0	(2008)
Infant mortality rate (per 1,000 live births)	11	(2008)
Neonatal mortality rate (per 1,000 live births)	8	(2004)
HIV prevalence rate (15-49 years, %)	-	-
Population below international poverty line of US\$1.25 per day (%)	-	-



## NUTRITIONAL STATUS

**Burden of undernutrition (2008)**  
WHO Child Growth Standards

Stunted (under-fives, 000):	-	Underweight (under-fives, 000):	-
Share of developing world stunting burden (%):	-	Wasted (under-fives, 000):	-
Stunting country rank:	-	Severely wasted (under-fives, 000):	-



## INFANT AND YOUNG CHILD FEEDING

