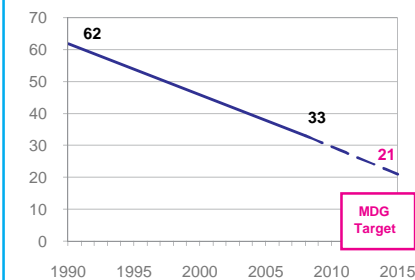


DEMOGRAPHICS

Total population (000)	9,953	(2008)
Total under-five population (000)	1,086	(2008)
Total number of births (000)	224	(2008)
Under-five mortality rate (per 1,000 live births)	33	(2008)
Total number of under-five deaths	7	(2008)
Infant mortality rate (per 1,000)	27	(2008)
Neonatal mortality rate (per 1,000 live)	18	(2004)
HIV prevalence rate (15-49 years)	1.1	(2007)
Population below international poverty line of US\$1.25 per day	5	(2005)

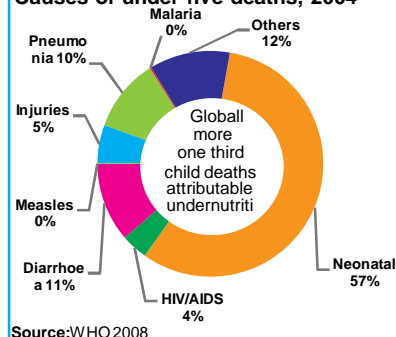
Under-five mortality rate

Deaths per 1,000 live births



Source:IGME 2009

Causes of under-five deaths, 2004



Source:WHO 2008

NUTRITIONAL STATUS

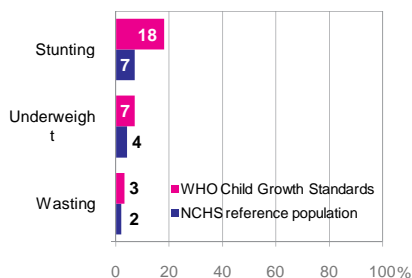
Burden of undernutrition (2008)

WHO Child Growth Standards

Stunted (under-fives, 000):	197	Underweight (under-fives, 000):	77
Share of developing world stunting burden	0.1	Wasted (under-fives, 000):	29
Stunting country rank:	74	Severely wasted (under-fives, 000):	11

Current nutritional status

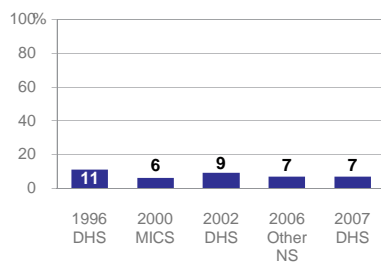
Percentage of children < 5 years old suffering from:



Source:DHS 2007

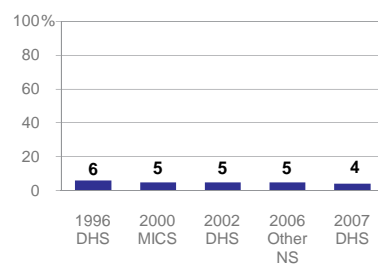
Stunting trends

Percentage of children < 5 years old stunted NCHS reference population



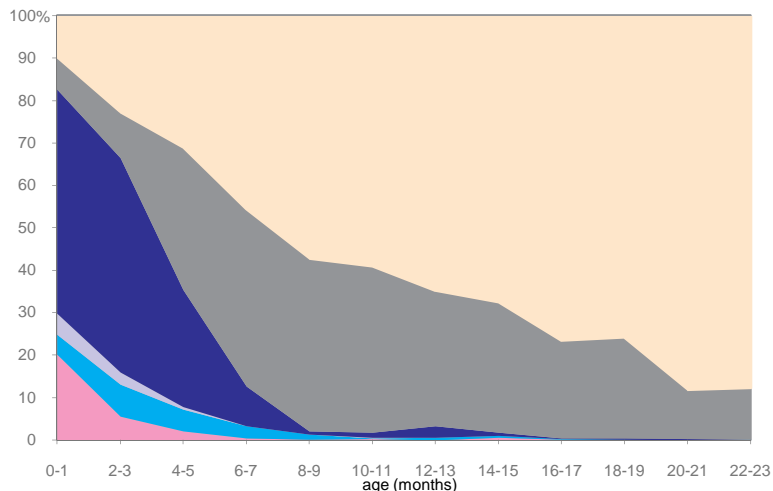
Underweight trends

Percentage of children < 5 years old underweight, NCHS reference population



INFANT AND YOUNG CHILD FEEDING

Infant feeding practices, by age



Source:DHS 2007

Exclusive breastfeeding

Percentage of infants < 6 months old exclusively breastfed

