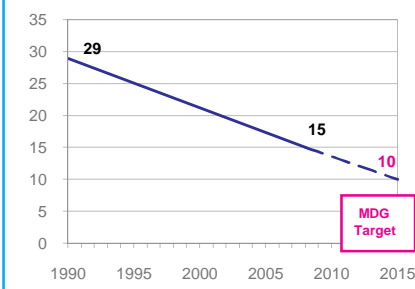


## DEMOGRAPHICS

Total population (000)	20,061	(2008)
Total under-five population (000)	1,784	(2008)
Total number of births (000)	365	(2008)
Under-five mortality rate (per 1,000 live births)	15	(2008)
Total number of under-five deaths (000)	6	(2008)
Infant mortality rate (per 1,000)	13	(2008)
Neonatal mortality rate (per 1,000 live births)	8	(2004)
HIV prevalence rate (15-49 years, %)	-	-
Population below international poverty line of US\$1.25 per day (%)	14	(2002)

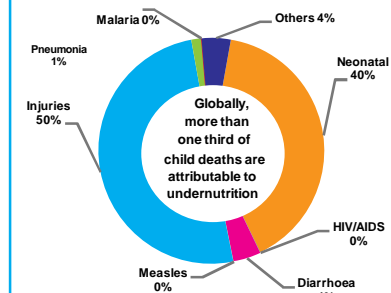
### Under-five mortality rate

Deaths per 1,000 live births



Source:IGME 2009

### Causes of under-five deaths, 2004



Source:WHO 2008

## NUTRITIONAL STATUS

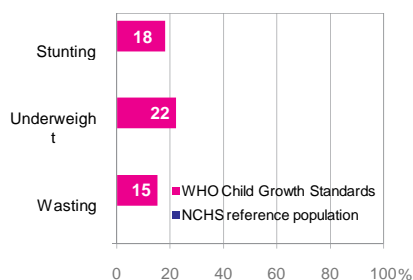
### Burden of undernutrition (2008)

WHO Child Growth Standards

Stunted (under-fives, 000):	321	Underweight (under-fives, 000):	385
Share of developing world stunting burden (%):	0.2	Wasted (under-fives, 000):	268
Stunting country rank:	65	Severely wasted (under-fives, 000):	54

### Current nutritional status

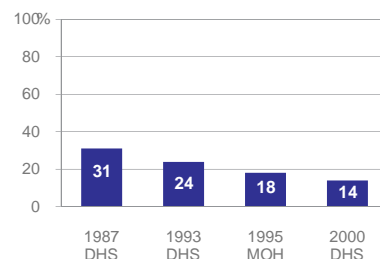
Percentage of children < 5 years old suffering from:



Source:DHS 2006-2007

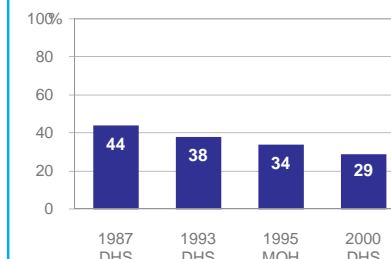
### Stunting trends

Percentage of children < 5 years old stunted NCHS reference population



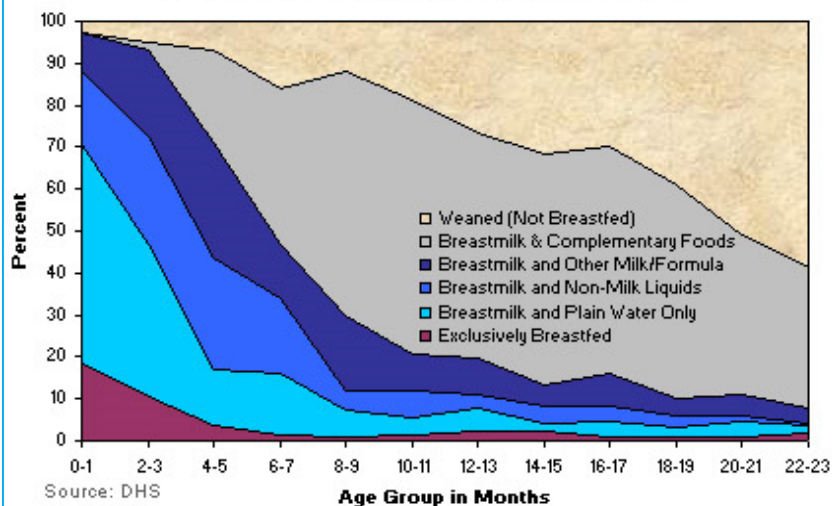
### Underweight trends

Percentage of children < 5 years old underweight, NCHS reference population



## INFANT AND YOUNG CHILD FEEDING

### Breastfeeding Practices by Age, Sri Lanka 1987



Source: DHS

- Weaned (not)
- Breastfed and non-milk liquids
- Breastfed and solid/semi-solid foods
- Breastfed and plain water only
- Breastfed and other milk/formula
- Exclusively breastfed

### Exclusive breastfeeding

Percentage of infants < 6 months old exclusively breastfed

