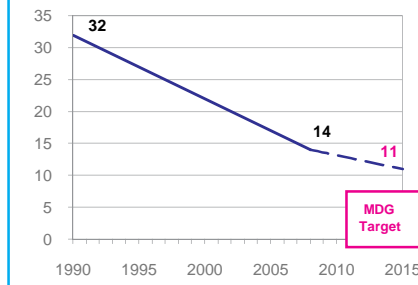


### DEMOGRAPHICS

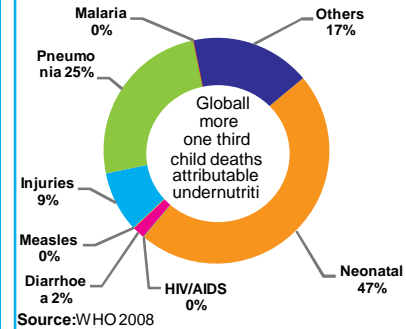
Total population (000)	21,361	(2008)
Total under-five population (000)	1,059	(2008)
Total number of births (000)	214	(2008)
Under-five mortality rate (per 1,000 live births)	14	(2008)
Total number of under-five death	3	(2008)
Infant mortality rate (per 1,000)	12	(2008)
Neonatal mortality rate (per 1,000 live)	10	(2004)
HIV prevalence rate (15-49 years,	0.1	(2007)
Population below international poverty line of US\$1.25 per day	<2	(2005)

#### Under-five mortality rate

Deaths per 1,000 live births



#### Causes of under-five deaths, 2004



### NUTRITIONAL STATUS

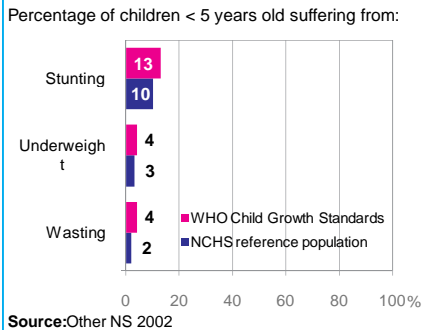
#### Burden of undernutrition (2008)

WHO Child Growth Standards

Stunted (under-fives, 000):	136	Underweight (under-fives, 000):	37
Share of developing world stunting burden	0.1	Wasted (under-fives, 000):	37
Stunting country rank:	80	Severely wasted (under-fives, 000):	7

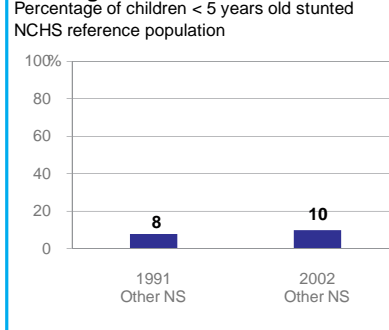
#### Current nutritional status

Percentage of children < 5 years old suffering from:



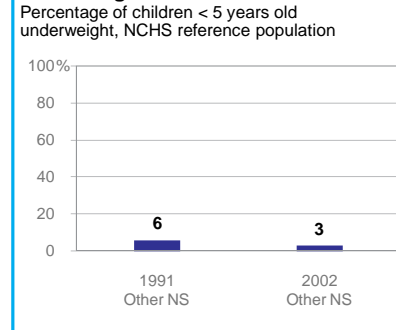
#### Stunting trends

Percentage of children < 5 years old stunted NCHS reference population



#### Underweight trends

Percentage of children < 5 years old underweight, NCHS reference population



### INFANT AND YOUNG CHILD FEEDING

#### Infant feeding practices, by age

No Data

- Weaned (not)
- Breastfed and solid/semi-solid foods
- Breastfed and other milk/formula
- Breastfed and non-milk liquids
- Breastfed and plain water only
- Exclusively breastfed

#### Exclusive breastfeeding

Percentage of infants < 6 months old exclusively breastfed

