



LEVEL 1
LESSON 16
WHERE ARE YOU FROM?

Topics Countries and nationalities Tourism activities	Prepare Before Class Handout with flags and names of countries
Learning Strategy Monitor	Goals Grammar: Nationality and language names used as nouns and adjectives Pronunciation: Saying 'a couple of' quickly Speaking: Talking about countries, languages and nationalities

Day 1

Introduce the Lesson Topic

Say, "Today we will learn about countries and languages."

Ask students, "Do you like to travel?" Say, "What do you like to do when you travel?"

(Students in some situations may not have been able to travel. For these students, ask them if they would like to travel in the future and what they would like to do in those places.)

Write their answers on the board. Possible answers may include: see the local culture, talk to new people, try new foods, visit museums, see memorials and monuments and go to parks.

Say, "When you travel, do people ask you about your home country? What do you say about your nationality, or where you are from?" As students answer, write the names of countries and nationalities they talk about on the board.

Continue, "When we travel, we often talk about countries, nationalities and languages. Let's

learn how to do that in English today. We will also learn how to use the strategy Monitor when we talk about these things.”

Teach Key Words

Ask students to listen to the Speaking Practice video and say the new words for this lesson or repeat them after you.

After the key words, the video teaches how to talk about where you are from.

Speaking Practice Script – Lesson 16

1. There are two ways to answer the question, “Where are you from?”

One is to say, “I am from ___ (student’s country).”

The other is to say your nationality: “I’m ___ (student’s nationality).”

2. Listen to Mehrnoush answer Anna’s question:

Anna: What is your name and where are you from?

Mehnoush: My name is Mehrnoush. I’m from Iran. I’m Iranian.

Now, you try it.

What is your name and where are you from?

My name is ___ (student’s name) and I’m from ___ (student’s country).

I’m ___ (student’s nationality).

Present the Conversation

Tell students the video will show Anna talking to tourists in Washington, D.C. She learns where they are from and the languages they speak.

Play the video or ask a few students to read the conversation. Tell students to respond when there are pauses in the video.

Main Video Script – Lesson 16

1. Listen:

What country are you from?

Speak:

What country ___ ___ from? (are you)

3. Listen:

What languages do you speak?

Speak:

What ___ ___ you speak? (languages do you)

2. Listen

I’m from Bangladesh

Speak:

I’m from ____. (Bangladesh or use name of student’s country)

4. Listen:

I speak Chinese and English.

Speak:

I speak ___ and ____. (Chinese, English)

Activity 1

Tell students, “Now, we are going to practice this some more.” There are two Activity Sheets for this lesson. Give students copies of the one with the map at the top.

Tell students, “Look at the Activity Sheet. Work with a partner to fill in the names of the countries in the spaces on the sheet.”

Say, “Then walk around and ask three classmates where they are from (or where they would like to visit, if all are from the same country). Then ask what they like about the country. Remember the polite way that Anna begins. ‘Excuse me, do you have time for an interview?’ or, ‘Excuse me, do you have time for a couple of questions?’”

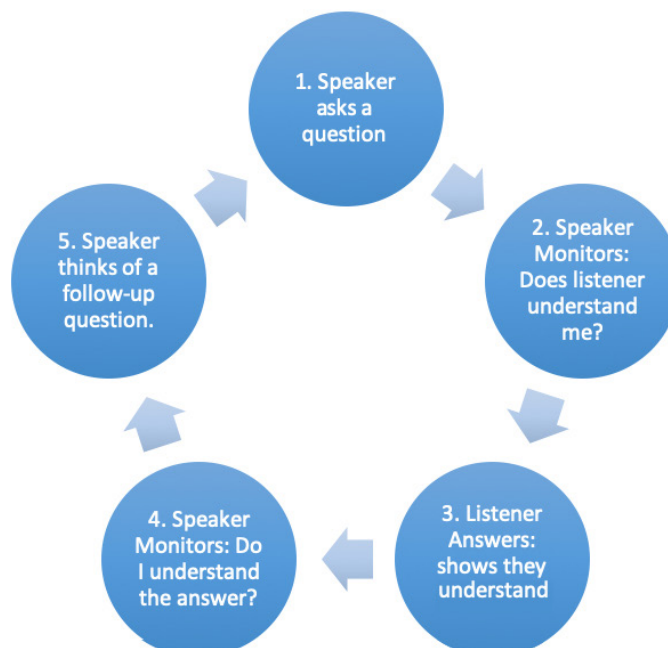
Ask several students to share one thing they learned about their three classmates.

Learning Strategy

Tell students that they will learn how to listen closely to other people.

Give an example. Ask, “What happens when Anna asks a question?” Give students time to answer. Possible answers may include: people stop to talk with her and the person answers the question.

Tell students that often Anna asks a second question. “She has to listen to the answer to her first question before she asks the next question. What do you think happens in her mind?” Encourage students to think through the process. Draw or show the following picture on the board:



Point to each step as you explain to students. Say, “This is what happens in your mind when you ask a question. You watch other people to see if they understand. If they do, they answer the question. Do you understand their answer? What can you ask next?”

Activity 2

Give students the Activity Sheet with flags and names of countries. Have students stand in two rows.

Tell students on the left: “You will start the conversation. Remember to monitor what you are hearing. Do you understand? To make sure, you will write the answer on your paper.”

Tell students on the right: “Imagine you are from one of these countries. Use the flags or names on your paper to choose a country. Remember to monitor what you are saying. Are you speaking clearly? You can check by looking at your partner’s paper. Did they write down your answer correctly?”

Have pairs of students show how to carry on the conversation:

Student A: Excuse me, do you have time for a couple of questions?

Student B: Yes.

Student A: What is your name and where are you from?

Student B: My name is _____. I am from _____.

Student A: What languages do you speak?

Student B: I speak _____ and _____.

Student A writes answer on sheet.

Remind students to check the answer written on the partner’s paper. Say, “You can monitor like this anytime you are speaking English or listening to English.”

Have the first student on the left move to the back of the line. The other students should shift down and continue asking the questions to the next student. This will give every student a new partner for practice.

After three rounds of such shifts, have the students on the right ask the questions for three rounds. Students may change the country they imagine they are from.

Pronunciation Practice

The Pronunciation Practice video teaches the common pronunciation of the words “a couple of.”

Pronunciation Practice Video Script – Lesson 16

1. When English speakers use the words “a couple of” to talk about two things, they often say “of” quickly. It sounds like “a couple-a.”

Listen to Anna Ask a tourist to answer a “couple of” questions:

Anna: Oh! Excuse me. I’m Anna Matteo from The News. Do you have time for a couple of questions?

2. Now, you try it. You are buying coffee for a friend. Ask for a couple of coffees at the coffee shop.

Can I have a couple-a coffees?

Can I have a _____ coffees? (couple-a)

Tell students they are going to practice saying “a couple-a” some more.

Ask them to look around the room for things that there are two or more of. Ask them to name those things. Possibilities include: books, papers, tables, chairs, boards, teachers, students, girls, boys, cups, shoes, legs, arms, hands and more.

Ask students to think about things outside the classroom that come in pairs. Possible answers include: relatives, friends, foods, objects, and games and things such as plants, animals and clouds.

Ask students to work in pairs to make questions or statements with “a couple of.” There may be more than two of something, but they can point to the two.

Give them a few examples first. Then write the sentences on the board:

There are a couple of books on the table.

Do you have a couple of (dollars)?

Then, ask several volunteers to share their examples with the class.

Quiz

This quiz does not have audio prompts. You can play the main video again so students can remember the conversation. Or, ask a few students to read the conversation aloud.

Give each student a paper copy of the quiz and ask them to choose the correct answer.

Collect the papers or ask students to trade papers and check the answers together.

Writing

Discuss the key words that may be used for the topic in class. Write some of them on the board for students to use in their written work.

Write the writing topic on the board. Tell students to write their answers in complete sentences.

Where are you from?

What languages do you speak?

What do you like to do when you travel?

Or, use the questions below for students who cannot or have not traveled:

Where do you want to travel to?

What do you want to do in that place or those places?

Give students time to write.

If an in-class activity, ask a few students to share their writing with the class.

Conversation

- Anna: Hello! Washington, D.C. has many tourists! People from different countries come here. Today, my job is to interview tourists. I have to learn why they come here. This is very exciting! Excuse me. I'm Anna Matteo from The News. Do you have time for an interview?
- Sabrina: Sure, I have time.
- Anna: What is your name?
- Sabrina: My name is Sabrina.
- Anna: What country are you from?
- Sabrina: I'm from Bangladesh.
- Anna: So, you are Bangladeshi.
- Sabrina: That's right! My nationality is Bangladeshi.
- Anna: Do you like Washington, D.C.?
- Sabrina: Yes! The city is very beautiful!
- Anna: What do you like to do in Washington D.C.?
- Sabrina: I like history. So, I like walking around and looking at all the monuments and memorials. They make history come alive!
- Anna: Washington has many monuments and memorials. The Washington Monument is behind us! Which is your favorite?
- Sabrina: I really like Lincoln Memorial. It is very beautiful. And it feels like Abraham Lincoln is still alive.
- Anna: Awesome. Thank you for your time, Sabrina!
- Sabrina: You're welcome.
- Anna: Let's find another tourist.
- Anna: Oh! Excuse me. I am Anna Matteo from The News. Do you have time for a couple of questions?
- Louis: Sure!
- Anna: Are you from Washington, D.C.?
- Louis: No, I'm not.
- Anna: What is your name and where are you from?
- Louis: My name is Louis. And I'm from China.
- Anna: What languages do you speak?
- Louis: I speak Chinese and English.
- Anna: What do you like about Washington DC?
- Louis: I like the museums. I really like the art museums.
- Anna: Many of the museums are free.
- Louis: I like that too!
- Anna: Awesome! Thanks for your time, Louis.

Louis: You're very welcome. Bye!

Anna: Now, let's find another tourist!

Anna: Hello! I am Anna Matteo from The News. Do you have time to answer a couple of questions?

Mehrnoush: Sure!

Anna: What is your name and where're you from?

Mehrnoush: My name is Mehrnoush. I am from Iran. I'm Iranian.

Anna: What language do they speak in Iran? Is it Persian?

Mehrnoush: They speak Farsi.

Anna: What do you like to do in Washington DC?

Mehrnoush: Well, I like learning about government and politics.

Anna: Washington has many politicians!

Mehrnoush: It does! I want to see the U.S. Capitol.

Anna: Look, you are very near.

Mehrnoush: I am!

Anna: Have fun!

Mehrnoush: Thanks!

Anna: There you have it. Tourists from all over the world come to Washington, D.C. They all like doing and seeing different things in the city. This is Anna Matteo reporting for The News. Until next time!

Anna: Is that okay? Awesome! Now, I want to do my favorite thing in the city ... ride the carousel!

Key Words

Abraham Lincoln – *n.* the 16th President of the United States

alive – *adj.* living; not dead

art – *n.* something that is created with imagination and skill and that is beautiful or that expresses important ideas or feelings

carousel – *n.* a machine or device with a moving belt or part that carries things around in a circle

country – *n.* an area of land that is controlled by its own government

couple – *n.* two (things) or a few (things)

favorite – *n.* a person or a thing that is liked more than others

free – *adj.* not costing any money

government – *n.* the group of people who control and make decisions for a country, state, etc.

history – *n.* the study of past events

memorial – *n.* something (such as a monument or ceremony) that honors a person who has died or serves as a reminder of an event in which many people died

monument – *n.* a building, statue, etc., that honors a person or event

museum – *n.* a building in which interesting and valuable things (such as paintings and sculptures or scientific or historical objects) are collected and shown to the public

nationality – *n.* the fact or status of being a member or citizen of a particular nation

question – *n.* a sentence, phrase, or word that asks for information or is used to test someone's knowledge

politics – *n.* activities that relate to influencing the actions and policies of a government or getting and keeping power in a government

ride – *v.* to sit on and control the movements of (a horse, motorcycle, bicycle, etc.)

tourist – *n.* a person who travels to a place for pleasure

U.S. Capitol – *n.* the building in which the U.S. Congress meets in Washington, D.C.

Countries / Nationalities / Languages

Bangladesh – *n.* a country in Asia

Bangladeshi – *n.* a native or inhabitant of Bangladesh. *adj.* of, relating to, or characteristic of Bangladesh or its people.

China - *n.* People's Republic of, a country in East Asia.

Chinese - *n.* the standard language of China, based on the speech of Beijing; Mandarin; a native or descendant of a native of China

Chinese - *adj.* of or relating to China, its inhabitants, or one of their languages

Iran - *n.* a republic in the Middle East.

Iranian - *adj.* of or relating to Iran, its inhabitants, or their language; of or relating to the Iranian languages.

Iranian - *n.* a subbranch of the Indo-European family of languages, an inhabitant of Iran; Persian.

Farsi - *n.* the modern language spoken in Iran and western Afghanistan, written in the Arabic alphabet; modern Persian.

Persian – *adj.* of or relating to ancient and recent Persia (now Iran), its people, or their language.

Persian – *n.* a member of the native peoples of Iran; the principal language of Iran and western Afghanistan, in its historical and modern forms.

Quiz - Level 1, Lesson 16 - Where Are You From?

Listen. Circle the letter of the correct answer.

1. Anna wants to know about Louis's country. Pick the right question:

- a. What is your country?
- b. Where is your family?
- c. Where are you from?
- d. What is your name?

3. How does Anna politely ask Sabrina to talk with her?

- a. Excuse me for asking you a question.
- b. Thank you for answering my questions.
- c. Excuse me. Do you have time for an interview?
- d. You are welcome to interview me.

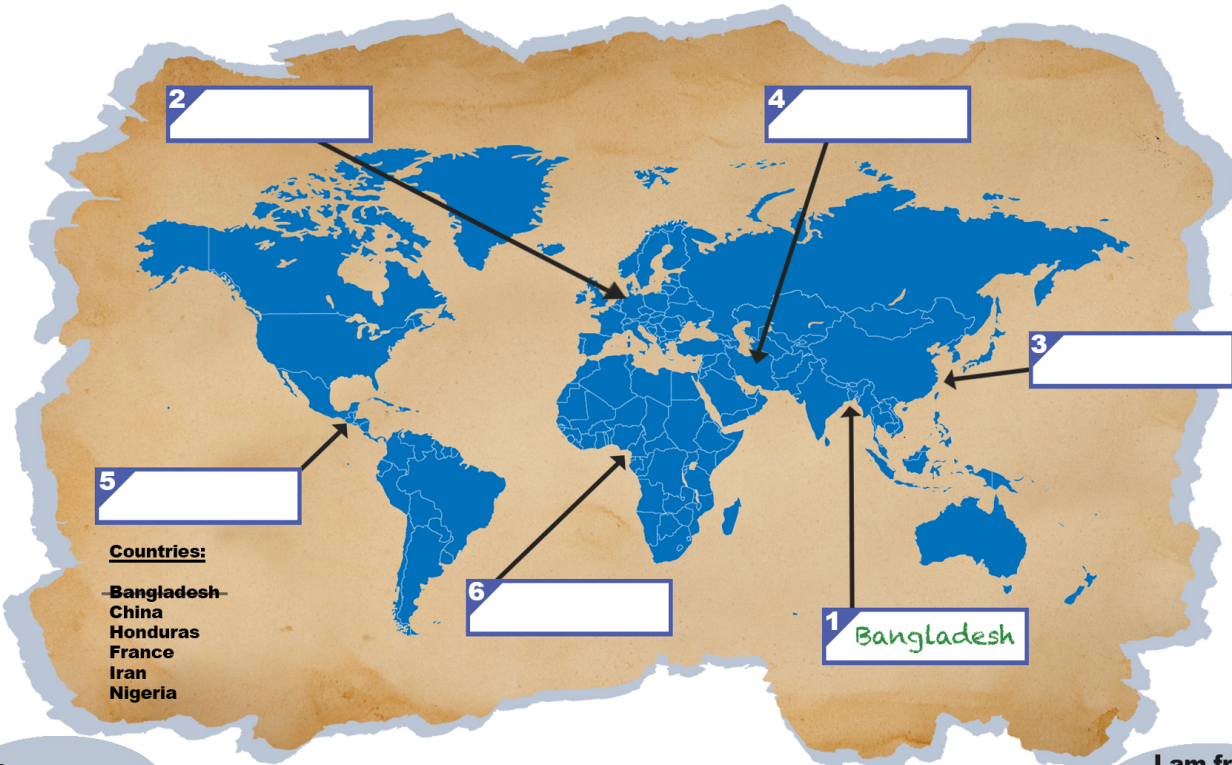
2. Anna wants to know about Sabrina's interests. What does she ask?

- a. What are you doing today?
- b. What do you like to do?
- c. Where are you from?
- d. What language do you speak?

4. What does Mehrnoush like to do in Washington, DC?

- a. Mehrnoush wants to go into government.
- b. She wants to be a politician.
- c. Mehrnoush is looking for the Lincoln Memorial.
- d. She likes to learn about politics and government.

First, write the name of the countries in the correct spaces on the map below. Next write the nationality of the people who live in those countries next to their flag. Then ask three friends where they are from and what they like about their countries.



Where are you from?

What do you like about France?



Bangladeshi



I r a n i a n



C h i n e s e

H i n d u



i n d i a n



r e s p e c t



I am from France.

I like the city of Paris.




Write the answers from your friends here.

Name	Nationality	What they like about their country
Jean	French	He likes the city of Paris.

Have students form two lines.
One student pretends to be from a country. The other
asks the questions and writes the languages.

Where are you from?



Bangladesh



Italy



China



Honduras



Nigeria



France



Vietnam



Mexico



United States



Cambodia

**What languages
do you speak?**
