









**Age Groups - Divisions Results**





























**Men 70-74**

Pos	Start #	Athlete	Country				Time	AMA
DNF	2043	Barry Bennett	 - GBR	01:47:37				






**Men 65-69**

Pos	Start #	Athlete	Country				Time	AMA
1	2037	Nick Hewitt	 - GBR	01:19:18	06:49:11	04:20:45	12:40:36	5000
2	2042	George Williams	 - GBR	01:41:24	07:43:34	05:21:50	15:06:49	3245
DNF	2040	David Pennington	 - GBR	01:50:46				
DNF	2036	Jonathan Foot	 - GBR	01:57:10	07:55:25			
DNF	2038	John McCord	 - GBR	01:50:29				
DNF	2035	Graham Butler	 - GBR	01:27:32				

**Men 60-64**



Pos	Start #	Athlete	Country				Time	AMA
1	1998	Quin Beech	 - GBR	01:20:18	06:26:48	03:58:12	11:58:17	5000
2	2026	Richard Schofield	 - GBR	01:16:53	06:36:57	04:16:45	12:30:30	4613
3	183	Martin Leat	 - GBR	01:16:59	06:33:09	04:27:53	12:31:20	4603
4	2007	Philip Evans	 - GBR	01:37:23	07:07:32	04:31:45	13:38:05	3802
5	133	Charlie Collins	 - GBR	01:18:56	07:35:42	04:32:11	13:39:12	3789
6	2016	Graeme Lisle	 - GBR	01:17:49	07:32:38	04:39:03	13:44:40	3723
7	2004	Jonathan Davies	 - GBR	01:40:14	07:14:03	04:40:30	13:50:12	3657
8	2005	Paul Dunn	 - GBR	01:11:43	07:33:09	05:01:41	14:01:38	3519
9	2002	David Clarke	 - GBR	01:18:40	08:00:46	04:33:02	14:20:45	3290
10	2012	Ian Hamer	 - GBR	01:21:39	07:56:35	05:21:47	14:58:07	2842
11	2018	Duncan McIntyre	 - GBR	01:16:56	08:04:20	05:21:01	15:15:15	2636
12	1999	Dale Bloomer	 - GBR	01:32:07	08:15:36	05:21:06	15:26:19	2503
13	2015	Gordon Laing	 - GBR	01:53:31	08:10:16	05:03:28	15:27:59	2483
14	2017	Nigel Lonsdale	 - GBR	01:44:50	07:57:42	06:02:10	16:03:40	2055
15	2025	Andrew Sanderson	 - GBR	01:26:09	08:36:32	05:28:39	16:05:57	2028
16	2006	Keith Edge	 - GBR	01:43:05	08:01:02	05:50:51	16:07:49	2005
17	2029	Paul Stubbs-Jefferies	 - GBR	01:58:32	08:01:26	05:47:19	16:08:27	1998
DNF	2010	Nick Hall	 - GBR	01:19:32	08:13:55			
DNF	2021	andrew olah	 - GBR	01:37:15				
DNF	2028	Michael Stacey	 - GBR	01:20:25	07:46:01			
DNF	2031	Leslie Tams	 - GBR	01:34:05				
DNF	1997	Terry Bates	 - GBR	01:12:39	07:07:39			
DNF	2014	Russ Hilton	 - GBR	01:29:50	06:27:12			
DNF	2022	Graham Padden	 - GBR	01:29:30	07:13:07			
DNF	2030	Mark Sutton	 - GBR	02:40:18				

**Men 55-59**

Pos	Start #	Athlete	Country				Time	AMA
1	1970	ED NICOLL	 - GBR	01:32:00	06:17:26	04:08:58	12:09:26	5000
2	1935	Nick Cooper	 - GBR	01:23:27	06:25:58	04:14:10	12:12:08	4967




















**Age Groups - Divisions Results**

**Men 55-59**




























Pos	Start #	Athlete	Country				Time	AMA
3	1942	Mark Gornall	 - GBR	01:30:00	06:21:17	04:02:32	12:12:22	4964
4	1978	Mark Skelton	 - GBR	01:19:07	06:32:49	04:12:33	12:16:48	4911
5	176	Barry Harriss	 - GBR	01:11:35	06:46:03	04:09:57	12:20:32	4866
6	1965	David Meller	 - GBR	01:18:08	06:38:00	04:25:00	12:33:58	4705
7	177	Terry Harvey	 - GBR	01:17:07	06:55:03	04:13:49	12:37:45	4660
8	1983	David Swindells	 - GBR	01:13:06	06:54:00	04:20:16	12:40:19	4629
9	1939	Jeff Fidler	 - GBR	01:16:57	06:52:23	04:22:00	12:42:16	4606
10	1930	Chris Carter	 - GBR	01:19:14	06:52:21	04:28:48	12:52:52	4478
11	1994	David Wray	 - GBR	01:05:55	06:37:40	05:12:30	13:11:21	4257
12	1937	andy dines	 - GBR	01:03:48	07:25:39	04:33:33	13:19:18	4161
13	181	Nicholas Welch	 - GBR	01:25:00	07:36:50	04:05:21	13:21:05	4140
14	1925	Mark Beattie	 - GBR	01:26:50	06:57:06	04:48:14	13:24:27	4099
15	1992	Steve Willis	 - GBR	01:34:00	07:17:21	04:19:24	13:34:23	3980
16	1920	Neil Anderson	 - GBR	01:28:26	07:24:40	04:37:25	13:46:43	3832
17	1927	Ken Bradshaw	 - GBR	01:32:12	07:06:49	04:47:35	13:48:05	3816
18	1986	neil wallace	 - GBR	01:11:04	07:07:15	05:16:14	13:48:15	3814
19	1961	Ross Mathieson	 - GBR	01:05:36	07:29:35	04:56:34	13:51:49	3771
20	1948	Nigel Hartley	 - GBR	01:30:40	07:31:08	04:32:59	13:52:29	3763
21	1952	Mark Hudson	 - GBR	01:19:02	07:30:21	04:43:47	14:01:23	3656
22	1956	Andrew Jones	 - GBR	01:25:49	06:54:55	05:40:42	14:11:40	3533
23	277	Andy Gardner	 - GBR	01:19:21	07:28:45	05:07:42	14:14:18	3501
24	1928	Steven Bridges	 - GBR	01:40:38	07:36:38	04:41:25	14:18:16	3454
25	131	David Virden	 - GBR	01:16:29	08:14:46	04:42:50	14:26:20	3357
26	1933	Richard Clifton	 - GBR	01:31:22	08:11:33	04:34:42	14:41:41	3173
27	1985	Andrew Tibbals	 - GBR	01:38:32	07:45:30	04:56:33	14:41:48	3171
28	1944	Clive Gristwood	 - GBR	01:31:46	07:45:58	04:57:34	14:42:19	3165
29	1947	Philip Harrison	 - GBR	01:30:30	07:22:42	05:24:28	14:43:30	3151
30	1953	John Jackson	 - GBR	01:27:40	07:29:18	05:24:49	14:45:44	3124
31	1989	Dave White	 - GBR	01:28:40	07:42:55	05:01:11	14:46:54	3110
32	1968	John Moulds	 - GBR	01:23:49	07:50:10	05:15:35	14:55:52	3002
33	1972	Neil Ramsbottom	 - GBR	01:21:30	07:23:19	05:50:28	15:01:28	2935
34	1979	David Ed Smith	 - GBR	01:22:44	08:22:48	04:56:39	15:02:14	2926
35	1918	Bill Adam	 - GBR	01:06:22	07:36:45	06:01:15	15:05:50	2883
36	1984	Andrew Sykes	 - GBR	01:42:31	07:07:16	05:52:51	15:18:49	2727
37	1981	David Steene	 - GBR	01:32:53	07:59:28	05:26:59	15:20:30	2707
38	1940	Simon Fielding	 - GBR	01:20:44	08:23:10	05:20:13	15:23:02	2676
39	1943	Michael Gray	 - GBR	01:46:57	08:07:02	05:14:07	15:36:04	2520
40	1982	Graham Stewart	 - GBR	01:34:57	07:58:20	05:32:53	15:39:54	2474
41	1958	Adrian Kendrick	 - GBR	01:40:15	08:20:20	05:26:21	15:48:37	2369
42	1929	Adrian Butler	 - GBR	01:14:37	07:40:17	06:34:24	15:50:36	2346
43	1963	Paul Mcgregor	 - GBR	01:26:21	07:58:26	06:11:43	15:55:38	2285
DNF	1923	Andrew Barber	 - GBR	02:16:09	08:03:20	05:14:34	15:50:43	
DNF	1938	Brian Downton	 - GBR	01:25:25	08:38:41			

**Age Groups - Divisions Results**

**Men 55-59**

Pos	Start #	Athlete	Country				Time	AMA
DNF	1946	Stephen Harley	 - GBR	01:14:40				
DNF	1950	Robert Hodgson	 - GBR	01:49:22				
DNF	1955	Ian Johnston	 - GBR	01:50:22				
DNF	1974	Nigel Reynolds	 - GBR	01:48:38				
DNF	130	NICOLA LIERA	 - ITA	01:28:12				
DNF	1993	Mark Wilsher	 - GBR	01:16:10	06:59:32			
DNF	179	Tim Riding	 - GBR	01:21:48				
DNF	1919	Colin Allan	 - GBR	02:12:09	08:22:00			
DNF	1924	Dave Barker	 - GBR	01:43:47	07:21:01			
DNF	1945	Mark Haggart	 - GBR	02:22:16				
DNF	1949	Frank herlihy	 - GBR	01:35:19				
DNF	1951	Mark Hudson	 - GBR	01:28:28	06:43:01			
DNF	1957	Demetrious Kalli	 - GBR	01:29:25				
DNF	1964	Martin Meir	 - GBR	01:11:03	07:27:49			
DNF	1991	Neill Williamson	 - GBR	01:10:34				
DNF	300	Martin Taylor	 - GBR	01:18:57	07:20:51			

**Men 50-54**

Pos	Start #	Athlete	Country				Time	AMA
1	1873	Mark Robson	 - GBR	01:04:02	06:05:48	03:35:10	10:53:31	5000
2	1912	David Wilcock	 - GBR	01:10:10	06:06:27	03:48:43	11:15:39	4734
3	167	Tony Clarke	 - GBR	01:05:30	06:21:03	03:41:09	11:16:47	4720
4	1832	Mark Livingston	 - GBR	01:05:56	06:22:33	03:42:25	11:22:55	4647
5	123	Darren Boshier	 - GBR	01:04:35	06:25:13	03:55:51	11:34:09	4512
6	1891	Charlie Stirrup	 - GBR	01:06:30	06:21:45	04:04:36	11:43:11	4404
7	124	Derek Clarke	 - GBR	01:10:24	06:12:47	04:14:15	11:47:05	4357
8	1901	Paul Thompson	 - GBR	01:10:05	06:50:21	03:47:01	12:02:55	4167
9	1842	Adrian Messingham	 - GBR	01:13:23	06:36:02	04:06:53	12:14:15	4031
10	1769	Kevin c Freeman	 - GBR	01:06:28	06:28:48	04:23:49	12:18:45	3977
11	174	Steve Ripley	 - GBR	01:15:28	06:41:21	04:04:31	12:20:00	3962
12	1906	Carl Varley	 - GBR	01:33:44	06:22:04	04:05:49	12:23:03	3925
13	1880	Mark Schofield	 - GBR	01:13:57	06:47:00	04:15:58	12:31:20	3826
14	1876	Andrew Rogers	 - GBR	01:25:21	06:51:18	04:05:12	12:38:20	3742
15	1909	John Webb	 - GBR	01:15:18	06:21:23	04:35:53	12:40:32	3715
16	1806	martin gregory	 - GBR	01:23:38	06:43:19	04:23:42	12:41:11	3708
17	1810	Richard Hall	 - GBR	01:10:40	07:09:07	04:08:08	12:46:55	3639
18	1807	Nick Hadwen	 - GBR	01:09:16	06:41:26	04:36:38	12:50:48	3592
19	1907	Steven Vaughan	 - GBR	01:09:33	06:24:32	05:07:24	12:51:45	3581
20	168	Anthony Tc Gerundini	 - GBR	01:41:29	06:44:38	04:11:16	12:52:42	3569
21	1771	Clennell Collingwood	 - GBR	01:01:18	06:49:34	04:50:44	12:57:20	3514
22	1868	Martin Pritchard-Howarth	 - GBR	01:20:09	06:35:34	04:53:43	13:02:52	3447
23	1893	Michael Sweeney	 - GBR	01:28:11	06:56:35	04:30:48	13:05:51	3412
24	1910	Philip White	 - GBR	01:22:14	07:13:43	04:15:09	13:11:35	3343

**Age Groups - Divisions Results**

**Men 50-54**

Pos	Start #	Athlete	Country				Time	AMA
25	1867	Ian Powis	 - GBR	01:36:02	06:47:04	04:26:51	13:15:11	3300
26	1826	Steven King	 - GBR	01:30:01	07:18:04	04:07:45	13:18:58	3254
27	1767	Nigel Brodrick	 - GBR	01:28:33	06:55:59	04:35:41	13:19:14	3251
28	1853	Mark Offord	 - GBR	01:23:19	06:59:23	04:39:18	13:19:39	3246
29	1801	Darren Gibson	 - GBR	01:11:28	07:03:09	04:49:27	13:21:45	3221
30	276	Chris Ryan	 - GBR	01:29:11	06:50:17	04:45:14	13:30:03	3121
31	1794	Chris Fleming	 - GBR	01:19:29	07:15:31	04:35:59	13:35:00	3062
32	1890	Jim Stilgoe	 - GBR	01:04:23	06:38:12	05:32:26	13:36:41	3042
33	1770	Neil Coggins	 - GBR	01:25:18	07:19:09	04:39:20	13:40:36	2995
34	274	Mike Caine	 - GBR	01:18:50	07:18:09	04:41:01	13:41:07	2988
35	1754	Peter Barnes	 - GBR	01:14:39	07:00:13	05:04:19	13:41:16	2987
36	1861	Jose Perez	 - GBR	01:06:55	07:41:08	04:42:32	13:44:16	2951
37	1820	Ian Horner	 - GBR	01:39:58	07:01:04	04:51:15	13:49:58	2882
38	1856	Ollie Oliver	 - GBR	01:18:48	07:03:00	05:23:11	14:00:59	2750
39	1855	Mike Oliver	 - GBR	01:20:21	07:19:28	05:03:19	14:01:30	2744
40	1803	Alan Godfrey	 - GBR	01:20:09	07:00:49	05:12:42	14:03:14	2723
41	1871	Paul Riley	 - GBR	01:28:18	07:28:10	04:49:40	14:06:07	2688
42	1917	Jeroen Wuurman	 - GBR	01:24:13	07:32:02	04:47:17	14:07:12	2675
43	1846	David Morris	 - GBR	01:30:48	07:23:51	04:57:30	14:09:38	2646
44	1829	John Landy	 - GBR	01:33:54	07:25:22	04:47:58	14:12:15	2615
45	1841	Richard Mercer	 - GBR	01:10:32	07:40:33	05:02:57	14:16:17	2566
46	1902	Stephen Thorne	 - GBR	01:37:50	07:15:19	05:11:06	14:17:38	2550
47	299	LAURENCE WHELEHAN	 - GBR	01:24:37	07:06:44	05:05:58	14:19:03	2533
48	1849	Andy Murfitt	 - GBR	01:16:48	07:26:20	05:17:20	14:19:39	2526
49	1895	Matthew Tait	 - GBR	01:29:02	07:44:37	04:44:55	14:23:21	2482
50	1751	Peter Ashcroft	 - GBR	01:27:09	07:24:01	05:06:05	14:23:58	2474
51	1752	Matthew Azakli	 - GBR	01:33:03	07:40:48	04:51:04	14:29:31	2408
52	1869	Simon Rafferty	 - IRL	01:25:01	07:48:08	04:48:39	14:29:33	2407
53	1875	Steve Rogers	 - GBR	01:22:22	07:07:49	05:44:22	14:34:41	2346
54	1823	Laurence Jackson	 - GBR	01:31:44	07:33:17	05:08:52	14:35:46	2333
55	1887	Mark Smith	 - GBR	01:18:21	08:16:27	04:40:10	14:39:07	2292
56	1814	Nick Hayward	 - GBR	01:33:55	07:32:23	04:55:17	14:40:17	2278
57	1825	Dominic Kilgannon	 - GBR	01:37:50	07:26:57	05:15:44	14:41:28	2264
58	1916	Jason Woodruff	 - GBR	01:26:54	07:41:29	05:23:46	14:48:27	2180
59	1837	Stuart Mcclelland	 - GBR	01:28:03	07:39:15	05:23:09	14:49:18	2170
60	1776	Martin Cullen	 - GBR	01:28:30	07:57:27	05:03:00	14:49:36	2167
61	1788	Ian Doody	 - GBR	01:17:40	07:36:07	05:34:32	14:51:28	2144
62	1847	James Mortlock	 - GBR	01:10:57	07:58:15	05:19:44	14:55:11	2100
63	297	Marc Clough	 - GBR	01:33:42	07:52:02	05:17:06	14:56:56	2079
64	1787	Alan Done	 - GBR	01:52:15	08:17:12	04:33:32	14:57:10	2076
65	1809	Brian Hall	 - GBR	01:24:14	08:15:36	04:57:25	14:58:52	2055
66	1915	David Wiseman	- GBR	01:23:29	07:36:46	05:40:37	15:02:21	2014
67	1777	paul culshaw	- GBR	01:16:53	07:49:01	05:32:35	15:06:36	1963












**Age Groups - Divisions Results**

**Men 50-54**

Pos	Start #	Athlete	Country				Time	AMA
68	1828	Jon Krelle	 - GBR	01:24:06	07:42:04	05:41:44	15:07:52	1947
69	298	Chris Lamb	 - GBR	01:36:04	07:16:40	06:00:56	15:11:25	1905
70	1811	Andy Halsall	 - GBR	01:23:35	07:46:01	05:36:30	15:11:39	1902
71	1858	Andrew Paslowski	 - GBR	01:22:44	07:27:32	06:01:06	15:16:06	1849
72	1844	John Mitchell	 - GBR	01:14:52	07:43:38	05:58:17	15:16:47	1840
73	1795	Craig Flitcroft	 - GBR	01:25:31	08:15:57	05:16:42	15:17:15	1835
74	1763	Nigel Brady	 - GBR	01:34:46	07:48:31	05:40:35	15:20:30	1796
75	1850	Iain Myers	 - GBR	01:42:29	08:10:00	05:08:10	15:22:16	1775
76	1886	Ian Smith	 - GBR	01:36:37	08:03:38	05:21:52	15:23:31	1760
77	1822	Ozzy Ian Hosmer	 - GBR	01:18:31	07:26:53	06:23:03	15:24:10	1752
78	1914	robert wiseman	 - GBR	01:26:49	07:58:32	05:30:31	15:24:11	1752
79	1851	Nick Newman	 - GBR	01:27:08	07:49:58	05:50:32	15:27:23	1713
80	1812	Christopher Hancock	 - GBR	01:36:20	08:04:15	05:23:56	15:28:51	1696
81	1908	David Walsh	 - GBR	01:43:59	07:29:52	05:51:42	15:31:25	1665
82	1857	Damon Parker	 - GBR	01:52:21	07:45:30	05:39:17	15:31:38	1662
83	1903	Dave Tinker	 - GBR	01:38:18	08:07:40	05:21:13	15:33:56	1635
84	1779	Chris Davies	 - GBR	01:18:25	08:49:24	04:56:33	15:34:11	1632
85	1836	Phil Maundrill	 - GBR	01:50:20	08:02:08	05:35:28	15:44:32	1507
86	1864	Mark Philpott	 - GBR	01:23:29	08:24:57	05:36:02	15:45:10	1500
87	170	Douglas MacTaggart	 - GBR	01:34:52	07:22:16	06:36:08	15:46:18	1486
88	1816	david head	 - GBR	01:15:36	08:19:14	05:49:16	15:47:09	1476
89	1808	Andy Hall	 - GBR	01:31:30	08:09:32	05:42:29	15:50:36	1435
90	1797	Darren ford	 - GBR	01:28:34	08:22:50	05:34:23	15:51:40	1422
91	1775	Gary Cross	 - GBR	01:17:51	08:04:48	06:14:33	15:55:56	1371
92	1783	Paul Deacon	 - GBR	01:30:54	08:17:59	05:40:35	15:59:41	1326
93	1793	Trevor Fishwick	 - GBR	01:34:15	08:21:10	06:04:00	16:18:24	1101
94	1819	Gavin Holtorp	 - GBR	01:38:15	08:19:00	06:12:47	16:30:19	1000
95	1750	Richard Allsop	 - GBR	01:26:13	08:23:36	06:21:53	16:40:01	1000
DNF	1762	Donovan Bradley	 - GBR	01:41:09	07:37:10			
DNF	1778	Stephen Dart	 - GBR	02:21:34				
DNF	1782	Paul de Bree	 - GBR	01:50:44	08:19:56			
DNF	1799	Jason Garland	 - GBR	02:03:16	06:23:45			
DNF	1824	Scott Kennedy	 - GBR	01:53:26	06:04:34			
DNF	1833	James Mann	 - GBR	01:37:12	08:59:19			
DNF	1843	john millerchip	 - GBR	01:30:22				
DNF	223	Shane Antill	 - GBR	01:06:20	07:26:45			
DNF	1870	Duncan Ramsey	 - GBR	01:42:04	08:18:54			
DNF	1877	David Sandwell	 - GBR	01:33:09				
DNF	1899	Chris. Thompson	 - GBR	02:14:23				
DNF	126	phillip turner	 - GBR	01:21:40				
DNF	1765	paul braithwaite	 - GBR	01:42:43	08:59:09			
DNF	1781	Gregg Dawson	- GBR	01:28:23				
DNF	1786	fahad doha	- GBR		07:28:47			

**Age Groups - Divisions Results**

**Men 50-54**
















Pos	Start #	Athlete	Country				Time	AMA
DNF	1798	Alexander Fry	 - GBR	01:16:32				
DNF	1804	Neil Goodrich	 - GBR	01:31:20				
DNF	1817	Daniel Holdsworth	 - GBR	01:51:44	08:45:54			
DNF	1831	Darrell Lane	 - GBR	01:53:06				
DNF	1834	Steve Marshall	 - GBR	01:21:38				
DNF	1848	David Mortlock	 - GBR	02:04:01	06:19:45			
DNF	1863	Alaric Pether	 - GBR	02:02:19	08:10:44			
DNF	1872	Kevin Ripley	 - GBR	01:19:14	07:15:56			

**Men 45-49**

Pos	Start #	Athlete	Country				Time	AMA
1	120	Tony Cullen	 - GBR	01:01:35	05:18:50	03:27:55	09:54:31	5000
2	1610	Robert Harrison	 - GBR	01:05:37	05:36:45	03:19:15	10:10:01	4814
3	1635	Marc Laithwaite	 - GBR	01:01:33	05:37:23	03:40:07	10:25:35	4627
4	161	Chris Maxwell	 - GBR	01:03:54	05:54:51	03:32:27	10:38:58	4466
5	155	Giovanni Carriere	 - ITA	01:10:41	06:05:01	03:31:08	10:54:52	4275
6	1660	Stephen Mott	 - GBR	00:57:46	06:12:31	03:38:06	10:57:30	4244
7	1709	Dave Smith	 - GBR	01:19:35	06:19:55	03:21:10	11:12:34	4063
8	1574	Marcus Cox	 - GBR	01:05:17	06:13:41	03:51:53	11:22:16	3947
9	1662	Geoffrey Mullett	 - GBR	01:07:15	06:05:38	03:58:56	11:23:48	3928
10	1605	Tom Griffin	 - GBR	01:20:14	06:03:19	04:00:35	11:32:24	3825
11	219	Stewart Conway	 - GBR	01:21:05	06:34:54	03:38:42	11:42:10	3708
12	1549	Michael Briggs	 - GBR	01:14:51	06:04:37	04:20:59	11:52:30	3584
13	1599	Mathew Goddard	 - GBR	01:18:35	06:11:54	04:09:13	11:52:33	3583
14	121	Conrad Lawson	 - GBR	01:14:00	06:15:07	04:15:15	11:54:40	3558
15	159	Phil Lester	 - GBR	01:12:40	06:15:39	04:17:26	11:55:01	3554
16	1613	Nick Hayward	 - GBR	01:09:41	06:49:18	03:40:19	11:56:59	3530
17	163	Paul Smith	 - GBR	01:03:45	06:54:19	03:58:04	12:04:37	3438
18	1559	Mark CARRUTHERS	 - GBR	01:37:01	06:51:55	03:32:07	12:14:52	3315
19	1677	Matthew Pemberton	 - GBR	01:14:37	06:45:10	04:02:13	12:15:57	3302
20	1679	james Pierce	 - GBR	01:19:01	06:30:41	04:14:51	12:16:12	3299
21	1683	Carl Powell	 - GBR	01:15:22	06:38:13	04:13:29	12:20:18	3250
22	253	Robert Walsh	 - GBR	01:25:58	06:53:37	03:50:43	12:23:29	3212
23	1700	Wayne Sanderson	 - GBR	01:25:07	06:24:49	04:19:13	12:24:29	3200
24	222	Stephen Ormson	 - GBR	01:28:40	06:38:02	04:08:31	12:24:44	3197
25	1672	Nick Owen	 - GBR	01:27:58	06:40:30	04:07:30	12:28:42	3149
26	1739	Matt Wilton	 - GBR	01:06:33	06:36:22	04:37:35	12:29:14	3143
27	1641	stephen lloyd	 - GBR	01:18:59	06:37:07	04:24:48	12:32:20	3106
28	1630	Paul Kelly	 - GBR	01:26:25	06:34:36	04:13:25	12:33:44	3089
29	1713	Paul Tabern	 - GBR	01:32:06	06:31:05	04:13:21	12:34:26	3081
30	252	Jonathan Mattock	 - GBR	01:24:09	06:47:55	04:12:54	12:36:14	3059
31	1741	Marc Witherden	 - GBR	01:12:16	07:04:55	04:08:39	12:41:41	2994
32	1687	Lee Rhodes	 - GBR	01:36:27	06:45:41	04:09:35	12:47:31	2924

**Age Groups - Divisions Results**

**Men 45-49**

Pos	Start #	Athlete	Country				Time	AMA
33	1732	Paul Wellings	 - GBR	01:13:04	06:44:44	04:34:15	12:47:34	2923
34	1576	Kieran Cullen	 - IRL	01:18:48	06:41:12	04:35:33	12:49:17	2902
35	1619	Steve Hinds	 - GBR	01:28:02	06:45:38	04:13:12	12:50:25	2889
36	156	Marc Gudgeon	 - GBR	01:20:09	06:54:26	04:16:21	12:50:39	2886
37	1580	Darryl Davies	 - GBR	01:26:32	06:30:49	04:36:14	12:50:48	2884
38	154	robert bacon	 - GBR	01:21:32	06:28:27	04:44:07	12:51:09	2880
39	1601	jonny Gooding	 - GBR	01:20:38	06:45:49	04:28:01	12:51:59	2870
40	1704	Andrew SCOWCROFT	 - GBR	01:19:16	07:00:03	04:23:48	12:53:42	2849
41	1727	Kevin Walford	 - GBR	01:22:38	06:37:11	04:35:57	12:54:01	2846
42	1692	STEVIE ROBB	 - GBR	01:19:01	06:52:10	04:19:13	12:55:08	2832
43	1539	Christopher Bedford	 - GBR	01:11:25	06:46:33	04:47:23	12:58:28	2792
44	1575	Ben Crossman	 - GBR	01:17:57	06:26:22	04:55:35	13:00:35	2767
45	1603	ANDY GRANT	 - GBR	01:23:28	06:50:49	04:30:35	13:01:31	2756
46	1587	John Elwell	 - GBR	01:15:17	07:05:32	04:26:22	13:01:41	2754
47	1730	Daniel Warrington	 - GBR	01:15:08	06:57:29	04:35:21	13:02:44	2741
48	295	Pete Jackson	 - GBR	01:16:30	06:41:32	04:50:12	13:05:16	2711
49	1719	Simon Tubbs	 - GBR	01:33:41	07:01:24	04:15:04	13:05:38	2706
50	218	Tom Coghill	 - GBR	01:14:52	06:48:59	04:47:30	13:07:31	2684
51	1620	Christopher Hodgson	 - GBR	01:16:39	06:54:34	04:38:38	13:11:01	2642
52	1622	Craig Horsfall	 - GBR	01:25:54	07:20:42	04:02:40	13:14:25	2601
53	1708	Craig Smith	 - GBR	01:32:34	07:04:27	04:20:22	13:18:51	2548
54	162	Michael Oakes	 - GBR	01:21:13	07:08:19	04:35:42	13:19:48	2536
55	1640	Spencer Littlechild	 - GBR	01:40:06	07:06:54	04:15:50	13:21:13	2519
56	1666	Robert Nash	 - GBR	01:23:30	06:33:50	05:01:39	13:23:05	2497
57	1724	Andrew Vinton	 - GBR	01:11:41	06:42:57	05:09:00	13:25:29	2468
58	1655	simon mills	 - GBR	01:24:14	07:14:20	04:25:13	13:26:17	2458
59	1722	James Upton	 - GBR	01:26:37	07:02:39	04:40:19	13:28:27	2432
60	1556	Steven Carleton	 - GBR	01:36:59	07:39:02	03:54:32	13:28:31	2432
61	1680	Robert Pilling	 - GBR	01:28:20	06:54:16	04:42:12	13:29:22	2421
62	1579	simon darcy	 - GBR	01:26:12	07:02:00	04:39:28	13:29:23	2421
63	254	Philip Watson	 - GBR	01:09:22	06:33:18	05:38:47	13:30:28	2408
64	1682	Matthew Poole	 - GBR	01:20:36	07:11:34	04:34:58	13:30:39	2406
65	1748	Andy Yuill	 - GBR	01:20:36	07:11:45	04:34:54	13:31:16	2399
66	164	Stuart Staples	 - GBR	01:15:19	07:07:44	04:53:49	13:32:36	2383
67	250	Jonathan Chadwick	 - GBR	01:29:32	06:56:00	04:53:25	13:33:32	2371
68	1668	Sean Newson	 - GBR	01:24:22	07:01:05	04:49:40	13:37:16	2327
69	1659	Grant Morgan-Tolworthy	 - GBR	01:14:00	07:22:06	04:32:32	13:37:54	2319
70	1631	Lee Kennedy	 - GBR	01:23:24	06:46:41	05:04:59	13:39:23	2301
71	1629	Steve Jones	 - GBR	01:22:13	07:27:46	04:34:52	13:42:30	2264
72	1577	Shaun Cunliffe	 - GBR	01:20:03	07:31:33	04:25:43	13:44:22	2241
73	1710	Paul Smith	 - GBR	01:35:14	07:17:40	04:36:52	13:45:08	2232
74	1527	Miguel A Gil	 - GBR	01:22:37	07:55:10	04:13:09	13:45:35	2227
75	1568	Dean Conopo	 - GBR	01:27:03	07:09:39	04:49:42	13:48:03	2197

**Age Groups - Divisions Results**















































**Men 45-49**

Pos	Start #	Athlete	Country				Time	AMA
76	1542	David Bilbrough	 - GBR	01:22:51	07:08:31	05:02:56	13:49:08	2184
77	1557	Daniel Carpenter	 - GBR	01:37:18	07:29:59	04:24:14	13:49:54	2175
78	1535	Martyn Barmby	 - GBR	01:39:21	07:22:56	04:35:48	13:52:16	2147
79	1718	Matthew Tozer	 - GBR	01:35:03	07:20:49	04:34:28	13:52:33	2143
80	1645	john marsden	 - GBR	01:15:27	07:25:33	04:59:29	13:55:43	2105
81	1653	Stuart Melling	 - GBR	01:34:44	07:14:34	04:55:29	13:56:53	2091
82	1738	Antony Wilson	 - GBR	01:09:54	07:57:00	04:38:37	13:56:54	2091
83	158	John Hobson	 - GBR	01:34:47	07:03:04	05:01:52	14:00:57	2042
84	1634	Pierre Kovacs	 - GBR	01:29:04	07:10:33	05:00:08	14:01:16	2039
85	1555	shane carey	 - GBR	01:25:44	07:11:40	05:02:34	14:02:21	2026
86	1667	Rupert Needham	 - GBR	01:22:36	07:50:40	04:41:34	14:08:04	1957
87	1674	Bret parker	 - GBR	01:39:00	07:43:09	04:33:01	14:09:49	1936
88	1706	Charles Severn	 - CHE	01:15:49	07:29:44	05:00:03	14:12:25	1905
89	1567	Bruce Combe	 - GBR	01:23:58	07:29:33	04:56:28	14:13:14	1895
90	1592	Peter Fry	 - GBR	01:26:52	07:18:51	05:07:48	14:17:02	1849
91	1744	Peter Wolsey	 - GBR	01:18:49	07:02:40	05:32:02	14:18:27	1832
92	1537	Robert Bartholomew	 - GBR	01:33:14	06:58:38	05:27:25	14:20:32	1807
93	217	Stephen Boston	 - GBR	01:38:26	08:06:15	04:18:30	14:23:05	1777
94	1611	James Harvey	 - GBR	01:25:55	07:35:54	05:07:00	14:23:51	1768
95	293	Chris Byrne	 - GBR	01:26:24	07:38:03	04:59:36	14:23:54	1767
96	1701	Andrew Sant	 - GBR	01:21:58	07:49:43	04:56:36	14:25:39	1746
97	157	Mark Halton	 - GBR	01:18:45	08:10:52	04:39:56	14:26:31	1736
98	1729	Ben Wardleworth	 - GBR	01:30:20	07:43:12	04:47:54	14:26:33	1735
99	1737	John Wilson	 - GBR	01:26:34	07:25:55	05:17:28	14:27:59	1718
100	1699	Martin Ryan	 - GBR	02:07:06	07:17:48	04:38:11	14:30:21	1690
101	1593	Dean Gardner	 - GBR	01:22:18	07:38:31	05:05:20	14:30:43	1685
102	1734	Gavin White	 - MEX	01:33:39	07:36:42	05:05:08	14:33:01	1658
103	1733	David Wells	 - GBR	01:17:41	07:10:36	05:40:51	14:33:46	1649
104	1743	Stuart Witty	 - GBR	01:36:31	07:18:15	05:14:12	14:34:49	1636
105	1705	Tristan Searle	 - GBR	01:25:30	07:36:41	05:20:12	14:38:07	1596
106	1529	Gareth Alexander	 - GBR	01:31:54	07:44:42	05:03:45	14:39:23	1581
107	1552	Robert Bullock	 - GBR	01:44:12	07:32:43	04:55:14	14:42:20	1546
108	1571	Lee Cooper	 - GBR	01:27:11	07:51:03	05:09:02	14:44:10	1524
109	1691	Rob Riley	 - GBR	01:24:55	08:00:50	04:57:37	14:49:34	1459
110	1736	Mark Williams	 - GBR	01:21:42	08:00:30	05:12:35	14:52:28	1424
111	1538	Keith Beattie	 - GBR	01:16:55	08:01:43	05:16:30	14:52:58	1418
112	1740	Lee Windeatt	 - GBR	01:27:22	07:13:30	05:50:56	14:56:25	1377
113	1564	Martyn Clarke	 - GBR	01:29:06	07:52:03	05:13:37	14:57:48	1360
114	1584	Darren Eatock	 - GBR	01:20:56	07:38:01	05:35:22	15:00:01	1334
115	1563	Ian Charnock	 - GBR	01:21:15	07:30:18	05:52:59	15:02:04	1309
116	1532	Iain Arnison	 - GBR	01:12:08	08:04:41	05:25:49	15:02:10	1308
117	1702	Alex Sarabia-Lock	- PHL	01:19:37	08:20:32	04:58:32	15:04:37	1278
118	1565	Andy Clement	- GBR	01:47:35	07:51:35	05:01:49	15:05:50	1264














**Age Groups - Divisions Results**

**Men 45-49**

Pos	Start #	Athlete	Country				Time	AMA
119	1688	Paul Rickards	 - GBR	01:26:12	07:41:09	05:39:18	15:10:20	1210
120	1639	Alan Little	 - GBR	01:30:10	07:25:42	05:52:03	15:12:27	1184
121	1551	Adam Buckley	 - GBR	01:22:18	07:34:30	05:46:39	15:14:31	1160
122	1686	Craig Rees	 - GBR	01:35:48	08:17:50	04:55:48	15:16:04	1141
123	1617	Carl Higgins	 - GBR	01:46:12	07:52:27	05:18:42	15:18:40	1110
124	1665	David Murray	 - GBR	01:35:18	07:57:51	05:24:21	15:19:04	1105
125	251	Lee Mathison	 - GBR	01:39:49	07:45:44	05:30:27	15:20:24	1089
126	1728	Christopher Walker	 - GBR	01:26:29	08:13:17	05:18:54	15:21:24	1077
127	1550	Symon Buckley	 - GBR	01:31:38	07:49:04	05:38:09	15:25:04	1033
128	1546	Christian Boyce	 - GBR	01:40:47	08:07:50	05:16:32	15:25:23	1029
129	1625	Mark Hull	 - GBR	01:26:32	07:47:48	05:44:02	15:25:30	1028
130	1742	Stuart Withington	 - GBR	01:37:56	07:52:50	05:32:04	15:29:21	1000
131	1615	Jason Heaton	 - GBR	01:24:14	07:50:04	05:48:27	15:31:17	1000
132	1746	Marc Young	 - GBR	02:08:39	07:57:18	05:07:14	15:34:14	1000
133	294	Alex Docherty	 - GBR	01:19:25	07:46:40	06:06:11	15:34:56	1000
134	1548	Jon Brewitt	 - GBR	01:21:08	08:10:45	05:27:57	15:35:36	1000
135	1657	Matt Molloy	 - GBR	01:36:53	07:30:04	06:07:23	15:36:43	1000
136	292	Jon Byrne	 - GBR	01:30:43	07:55:06	05:50:15	15:45:55	1000
137	1670	Ben O'Rourke	 - GBR	01:38:39	08:07:01	05:37:22	15:47:15	1000
138	1697	Colin Rowcliffe	 - GBR	01:38:10	08:13:03	05:40:21	15:49:48	1000
139	1726	Jonathan Wales	 - GBR	01:55:07	08:03:06	05:28:10	15:50:24	1000
140	1607	Jamie Grindell	 - GBR	01:33:59	08:14:08	05:39:56	15:51:49	1000
141	1663	Sheriden Murphy	 - GBR	01:31:47	07:49:22	06:05:00	15:54:15	1000
142	1676	Mike Pease	 - GBR	01:36:53	08:27:22	05:28:52	15:55:20	1000
143	1566	David Cole	 - GBR	01:40:04	08:00:24	05:56:44	15:56:36	1000
144	1703	Andrew Scott	 - GBR	01:24:21	08:42:01	05:26:07	15:59:29	1000
145	1600	Patrick Goodgame	 - GBR	01:40:07	08:16:05	06:01:39	16:21:47	1000
146	2048	Andrew Jones	 - GBR	01:15:42	08:38:55	06:12:32	16:22:42	1000
147	1696	Iron Rookie	 - GBR	01:38:24	08:03:17	06:14:52	16:25:51	1000
148	1652	Wayne Meade	 - GBR	01:38:19	08:30:44	06:13:05	16:45:02	1000
DNF	1594	Dave Gaskell	 - GBR	01:21:53	07:00:00			
DNF	1618	Roderz Hill	 - GBR	01:18:17				
DNF	1646	Brian Mcallan	 - GBR	01:28:18	07:54:11			
DNF	1656	Shahid Mohammed	 - GBR	01:47:39				
DNF	1673	Scott Palframan	 - GBR	01:24:53	05:29:18			
DNF	1685	Jatinder Purewal	 - GBR	01:39:51	08:38:32	04:27:27	15:06:30	
DNF	1715	Barry Topham	 - GBR	01:27:10				
DNF	1560	Simon Carson-Jones	 - GBR	01:35:35				
DNF	1561	Paul Carter	 - GBR	01:41:29	08:51:43			
DNF	1598	David GODDARD	 - GBR	01:17:43	08:47:49			
DNF	1636	Russell Lawson	 - GBR	01:33:39	08:25:34			
DNF	1648	Stephen McDonald	 - GBR	01:31:13				
DNF	1661	Stephen Mountford	 - GBR	01:26:18	08:47:18			

**Age Groups - Divisions Results**

**Men 45-49**










Pos	Start #	Athlete	Country				Time	AMA
DNF	1671	Darren Owen	 - GBR	01:45:58				
DNF	1681	Mark Pimblett	 - GBR					
DNF	1690	Chris Riley	 - GBR	01:27:08				
DNF	1749	Damian Zelazowski	 - GBR	01:17:47	08:17:34			
DNF	1528	Mark Affuso	 - GBR	01:20:14	07:08:58			
DNF	1558	Darren Carpenter	 - GBR	01:13:45				
DNS	1544	Ede Bone	 - GBR					
DSQ	1678	Steven Phillips	 - GBR					

**Men 40-44**

Pos	Start #	Athlete	Country				Time	AMA
1	1449	Tom Robertson	 - GBR	01:03:21	05:46:47	03:21:06	10:19:21	5000
2	1338	Scott Holmes	 - GBR	01:04:03	05:43:54	03:33:12	10:30:40	4864
3	1322	Chris Grubb	 - GBR	01:12:13	06:07:32	03:10:29	10:38:23	4771
4	1262	CRAIG CHAPMAN	 - GBR	01:13:13	05:52:50	03:28:47	10:44:07	4702
5	116	Matty Matonti	 - GBR	01:22:44	05:55:09	03:19:25	10:44:44	4695
6	1452	Stuart Robinson	 - GBR	01:17:00	06:17:08	03:13:14	10:58:05	4535
7	1492	Paul Timms	 - GBR	01:08:13	06:21:08	03:35:03	11:16:32	4313
8	272	Alan Prescott	 - GBR	01:09:48	06:26:08	03:51:16	11:39:28	4038
9	1491	Kirk Tierney	 - GBR	01:13:18	06:35:31	03:35:22	11:40:40	4024
10	1321	David Griffin	 - IRL	01:18:33	06:38:07	03:34:21	11:43:16	3993
11	1346	Pat Hudson	 - GBR	01:19:54	06:17:27	03:53:18	11:47:57	3936
12	1266	Dave CLARK	 - GBR	01:17:56	06:09:35	04:09:50	11:48:48	3926
13	1467	Paul Skipper	 - GBR	01:01:36	06:56:37	03:43:22	11:50:36	3905
14	1328	Mark Hatton	 - GBR	01:10:56	06:29:46	03:59:38	11:53:43	3867
15	1291	Trevor Dixon	 - GBR	01:32:05	06:37:03	03:37:15	11:59:43	3795
16	1439	Neil Reid	 - GBR	01:14:52	06:31:30	04:02:08	12:00:45	3783
17	1283	Andrew Davies	 - GBR	01:16:25	06:26:50	04:01:39	12:00:57	3780
18	1386	STEVEN MCKENZIE	 - GBR	01:17:11	06:51:10	03:31:05	12:01:22	3775
19	1372	Michael Lockwood	 - GBR	01:10:11	06:45:12	03:49:01	12:05:57	3720
20	212	David Gibbs	 - GBR	01:10:53	06:46:10	03:56:24	12:06:49	3710
21	1267	Richard Clarke	 - GBR	01:11:57	06:35:52	04:08:43	12:08:08	3694
22	1408	ARTIOM ORLOV	 - ISR	01:12:48	06:52:08	03:50:02	12:08:23	3691
23	1341	David Houghton	 - GBR	01:17:39	06:19:06	04:13:27	12:08:41	3688
24	1230	Paul Barrett	 - GBR	01:26:34	06:41:20	03:53:10	12:13:22	3631
25	1524	Russell Wright	 - GBR	01:18:16	06:10:13	04:41:14	12:19:30	3558
26	1227	Andrew Barnes	 - GBR	01:31:16	06:32:08	04:06:21	12:19:44	3555
27	1407	Ian Orford	 - GBR	01:20:51	07:05:15	03:41:05	12:19:55	3553
28	1352	Rob Huish	 - GBR	01:11:52	06:49:40	04:00:59	12:21:57	3528
29	1390	Tom Moore	 - GBR	01:29:49	06:30:11	04:10:01	12:22:33	3521
30	1460	Tjapko Scholten	 - NLD	01:15:49	07:05:33	03:51:34	12:25:54	3481
31	1391	Grant Morris	 - GBR	01:25:22	06:48:19	03:57:17	12:26:09	3478
32	1277	Dermot Costello	 - IRL	01:34:53	06:53:37	03:40:33	12:26:41	3472

**Age Groups - Divisions Results**

**Men 40-44**

Pos	Start #	Athlete	Country				Time	AMA
33	1469	Neil Smith	 - GBR	01:21:21	07:03:30	03:48:33	12:27:20	3464
34	1303	John Evans	 - GBR	01:19:09	06:22:39	04:36:50	12:30:12	3429
35	1359	Richard Kenyon	 - GBR	01:14:50	07:05:58	03:49:21	12:31:40	3412
36	213	Tom Lissett	 - GBR	01:32:58	06:40:36	04:06:57	12:32:21	3404
37	1314	Michael Garmston	 - GBR	01:22:23	06:53:36	04:06:27	12:35:14	3369
38	1260	Steve Catt	 - GBR	01:05:48	06:51:38	04:31:53	12:37:10	3346
39	1516	James Williams	 - GBR	01:37:09	07:05:44	03:38:03	12:38:09	3334
40	1500	Tom Vercoe	 - GBR	01:20:59	06:59:09	04:01:47	12:41:04	3299
41	1287	Ricky Dear	 - GBR	01:27:19	06:45:48	04:09:47	12:43:00	3276
42	1258	James Cairns	 - GBR	01:15:04	06:39:06	04:36:56	12:43:56	3265
43	1441	Simon Reilly	 - GBR	01:32:58	06:23:54	04:26:29	12:44:24	3259
44	1521	Gary Wilton	 - GBR	01:24:32	07:03:37	03:56:04	12:44:38	3256
45	1351	Thomas Hughes	 - GBR	01:21:10	07:07:20	04:04:24	12:45:49	3242
46	1486	Carl Thomas	 - GBR	01:21:28	07:01:19	04:11:09	12:45:59	3240
47	1248	Iain Brown	 - GBR	01:23:48	07:18:32	03:46:08	12:46:35	3233
48	1395	David Naylor	 - GBR	01:26:40	06:43:53	04:19:12	12:46:47	3230
49	1450	Derek Robertson	 - GBR	01:21:37	06:33:16	04:33:47	12:46:49	3230
50	1525	Ben Yellowlees	 - GBR	01:23:01	07:00:31	04:09:19	12:49:17	3200
51	1261	Ben Chandler	 - GBR	01:22:20	06:51:31	04:16:39	12:49:55	3193
52	1478	Al Steele	 - GBR	01:18:09	07:01:51	04:08:50	12:50:09	3190
53	1377	Jamie Maddock	 - GBR	01:27:47	07:15:20	03:48:43	12:51:22	3175
54	1523	Richard Woodside	 - GBR	01:23:17	06:36:05	04:38:22	12:53:12	3153
55	1493	Rob Tottle	 - GBR	01:12:59	06:31:54	04:54:46	12:54:08	3142
56	1507	Mike Washington	 - GBR	01:24:16	06:49:17	04:23:59	12:56:31	3114
57	1218	Peter Ackerley	 - GBR	01:21:20	06:57:53	04:27:52	13:02:46	3039
58	1319	Oliver Gregory	 - GBR	01:27:29	07:17:23	03:58:43	13:03:54	3025
59	1517	dylan williams	 - GBR	01:48:02	06:18:07	04:46:49	13:05:30	3006
60	1505	Steven Walton	 - GBR	01:24:00	06:40:57	04:44:17	13:06:09	2998
61	1219	Greg Adam	 - GBR	01:11:55	06:53:13	04:47:23	13:07:48	2978
62	1358	John Keegan	 - GBR	01:05:11	06:53:41	04:58:02	13:09:22	2959
63	1443	luke reynolds	 - GBR	01:20:55	07:19:24	04:05:16	13:10:59	2940
64	1223	Barry Authers	 - GBR	01:23:06	06:56:38	04:30:58	13:11:34	2933
65	1502	Simon Waldron	 - GBR	01:34:01	06:52:58	04:25:46	13:11:53	2929
66	1471	Jonny Snowball	 - GBR	01:27:12	07:12:17	04:11:09	13:12:33	2921
67	1336	Ian Hilton	 - GBR	01:18:20	07:08:19	04:24:44	13:13:42	2907
68	1435	Chris Rawcliffe	 - GBR	01:11:50	06:58:28	04:46:58	13:13:57	2904
69	1440	Duncan Reid	 - GBR	01:18:22	06:34:34	05:03:12	13:14:01	2904
70	1476	John Staunton	 - IRL	01:21:09	07:20:15	04:15:45	13:17:01	2868
71	1423	Paul Platt	 - GBR	01:42:48	06:54:01	04:30:10	13:19:26	2839
72	1432	Marc Ramsden	 - GBR	01:28:49	06:49:33	04:44:45	13:19:57	2832
73	152	Valeriy Halahan	 - GBR	01:15:46	06:55:08	04:53:45	13:20:45	2823
74	1498	Wouter Van Der Bijl	- ZAF	01:13:15	07:14:13	04:38:32	13:21:46	2811
75	1412	Len Parker	- GBR	01:21:36	07:17:49	04:26:06	13:22:29	2802













































**Age Groups - Divisions Results**

**Men 40-44**

Pos	Start #	Athlete	Country				Time	AMA
76	1256	John Byrne	 - GBR	01:13:21	07:15:13	04:43:15	13:24:09	2782
77	1332	Anthony Heaton-Jones	 - GBR	01:05:17	07:09:10	04:48:01	13:24:50	2774
78	1494	Paul Travis	 - GBR	01:22:44	07:11:53	04:33:26	13:25:51	2762
79	1522	Dave Woods	 - GBR	01:12:01	07:28:15	04:24:31	13:27:21	2744
80	1366	Daniel Koch	 - GBR	01:16:48	06:40:46	05:15:16	13:28:51	2726
81	1339	Neil Hosier	 - GBR	01:27:50	07:34:49	04:10:25	13:29:24	2719
82	1240	Chris Bold	 - GBR	01:25:25	06:50:54	04:51:13	13:31:54	2689
83	1331	Rob Heathcote	 - GBR	01:26:19	06:50:07	04:58:47	13:34:01	2664
84	1333	Nick Hebden	 - GBR	01:28:57	07:36:46	04:04:52	13:34:39	2656
85	210	Kevin Dunbar	 - GBR	01:27:04	07:36:06	04:14:09	13:34:43	2655
86	119	Russell Williams	 - GBR	01:16:08	06:49:55	05:11:07	13:34:52	2653
87	1320	Steve Gridley	 - GBR	01:17:20	07:21:16	04:44:48	13:34:54	2653
88	1382	David McConnell	 - GBR	01:14:07	07:10:29	04:48:55	13:34:58	2652
89	1496	Alexander Turner	 - GBR	01:20:40	06:53:59	05:00:31	13:35:03	2651
90	1249	james brown	 - GBR	01:24:35	07:48:01	04:01:29	13:36:03	2639
91	1282	George Cull	 - GBR	01:18:19	07:05:54	04:50:11	13:36:12	2637
92	1270	Barry Cleminson	 - GBR	01:12:56	06:59:09	05:06:58	13:37:25	2623
93	1279	Richard Cresswell	 - GBR	01:14:00	07:22:02	04:32:31	13:37:52	2617
94	1410	Dewi Owen	 - GBR	01:15:37	07:19:14	04:44:14	13:39:07	2602
95	1417	David Parsons	 - GBR	01:39:31	07:23:16	04:17:28	13:40:36	2585
96	1302	GARETH EVANS	 - GBR	01:19:45	07:28:56	04:32:53	13:41:39	2572
97	1315	george gibbs	 - GBR	01:28:56	06:36:06	05:19:29	13:42:51	2558
98	1271	Neil Cogger	 - GBR	01:23:21	07:27:55	04:39:56	13:43:19	2552
99	1307	Tim Fielding	 - GBR	01:18:21	07:26:55	04:41:01	13:43:36	2549
100	1234	David Beynon	 - GBR	01:36:28	06:58:36	04:56:38	13:45:46	2523
101	1481	Jarek Suchowiecki	 - POL	01:45:24	07:02:00	04:37:35	13:45:52	2521
102	1429	James Pursglove	 - GBR	01:24:11	07:30:13	04:31:17	13:46:59	2508
103	1434	Pranay Rana	 - IND	01:36:00	06:56:39	04:28:08	13:47:15	2505
104	1396	Stephen Needham	 - GBR	01:30:00	07:19:20	04:43:39	13:47:32	2501
105	1451	Phin Robinson	 - GBR	01:20:43	07:21:56	04:49:54	13:50:54	2461
106	1436	David Real	 - GBR	01:11:05	07:01:35	05:19:31	13:52:06	2447
107	1503	Steven Walsh	 - GBR	01:10:05	07:13:27	05:10:18	13:52:12	2445
108	1427	Craig Potter	 - GBR	01:40:43	06:46:47	05:08:15	13:52:40	2440
109	1228	Russell Barnes	 - GBR	01:22:34	08:00:38	04:18:20	13:52:58	2436
110	1310	Justin Forbes	 - GBR	01:23:10	07:29:50	04:38:48	13:53:18	2432
111	1438	Darren Reece	 - GBR	01:37:26	08:01:02	03:45:06	13:53:57	2424
112	1474	Neil Spicer	 - GBR	01:12:24	07:02:47	05:26:00	13:55:10	2410
113	1431	Richard Rainford	 - GBR	01:25:27	07:41:21	04:21:45	13:56:44	2391
114	1526	Marcin Zelewski	 - POL	01:23:01	07:15:16	04:54:37	13:58:00	2376
115	1468	Mark Slocombe	 - GBR	01:25:13	07:14:59	05:01:52	14:00:06	2351
116	1403	Stuart Nutting	 - GBR	01:34:32	07:30:54	04:39:10	14:00:18	2348
117	1343	Mark Howarth	 - GBR	01:28:03	07:32:44	04:46:17	14:02:06	2327
118	1520	Craig wilson	 - GBR	01:27:11	06:50:49	05:33:27	14:04:41	2296










**Age Groups - Divisions Results**

**Men 40-44**

Pos	Start #	Athlete	Country				Time	AMA
119	1453	Gavin Robottom	 - GBR	01:11:16	07:45:47	04:49:00	14:07:03	2267
120	1355	David Jobburns	 - GBR	01:26:13	07:34:08	04:48:26	14:07:14	2265
121	1515	James Wilkinson	 - GBR	01:35:35	07:39:09	04:31:53	14:07:34	2261
122	1458	Paul Sanderson	 - GBR	01:16:42	07:48:09	04:40:16	14:08:20	2252
123	1447	Dan Roberts	 - GBR	01:23:38	07:37:27	04:35:04	14:10:18	2228
124	1448	Simon Roberts	 - GBR	01:36:22	07:50:43	04:24:40	14:11:28	2214
125	1236	Lloyd Black	 - GBR	01:31:05	07:10:14	05:07:55	14:11:44	2211
126	1281	Dan Cuffe	 - GBR	01:21:05	07:31:03	04:59:17	14:12:26	2203
127	1253	Simon Bushby	 - GBR	01:14:21	07:28:38	05:10:27	14:12:49	2198
128	1384	Alan Mckeegan	 - GBR	01:18:26	07:52:20	04:45:08	14:17:16	2145
129	1389	Jason Monaghan	 - GBR	01:21:12	07:09:03	05:25:37	14:17:27	2142
130	1367	Matt Lavery	 - GBR	01:23:25	07:34:54	04:58:26	14:18:13	2133
131	1511	Neil Wiggins	 - GBR	02:01:02	07:22:55	04:36:53	14:19:39	2116
132	1484	Allan Taylor	 - GBR	01:45:41	07:38:21	04:41:31	14:20:22	2107
133	1297	Jim Edmonds	 - GBR	01:41:59	07:22:44	04:57:50	14:21:15	2097
134	1490	Justin Thornberry	 - GBR	01:35:22	07:25:03	05:08:15	14:23:58	2064
135	1466	Jonny Simpson	 - GBR	01:27:10	08:09:34	04:34:10	14:24:41	2056
136	1325	Anthony Harris	 - GBR	01:23:28	07:43:06	04:57:58	14:24:47	2054
137	1360	Rob Kersey	 - GBR	01:09:45	07:10:13	05:45:12	14:24:59	2052
138	1306	Rob Fawcett	 - GBR	01:30:27	07:22:53	05:16:44	14:26:13	2037
139	1426	Adam Pope	 - GBR	01:34:54	06:56:31	05:39:35	14:26:22	2035
140	1461	Daniel Scott	 - GBR	01:26:04	07:52:40	04:54:45	14:31:30	1974
141	1376	Gary MacAlister	 - GBR	01:30:39	08:09:41	04:22:00	14:33:03	1955
142	1286	Michael De Raya	 - PHL	01:27:34	07:11:16	05:33:49	14:34:04	1943
143	1470	Mark Snow	 - GBR	01:20:33	07:48:46	05:06:21	14:35:52	1921
144	1300	Tom Evans	 - GBR	01:20:32	06:51:38	06:02:50	14:36:32	1913
145	1293	Simon Dovedi	 - GBR	01:30:52	07:23:10	05:21:21	14:37:02	1907
146	1364	Colin Kinsey	 - GBR	01:24:18	07:43:39	04:38:41	14:37:37	1900
147	1363	Jonathan Kiff	 - GBR	01:34:00	07:54:35	04:41:52	14:39:35	1877
148	1398	John Newnes	 - GBR	01:37:50	07:18:28	05:24:26	14:43:34	1829
149	1414	Russell Parry	 - GBR	01:11:45	07:44:54	05:27:14	14:44:43	1815
150	1519	Daniel Wilson	 - GBR	01:13:50	07:30:14	05:43:06	14:44:45	1815
151	1464	James Shepherd	 - GBR	01:37:18	08:01:41	04:44:42	14:45:23	1807
152	1399	Chris Norman	 - GBR	01:39:04	07:21:19	05:25:05	14:45:25	1807
153	1404	Christopher Oakey	 - GBR	01:19:33	07:28:19	05:40:57	14:45:31	1806
154	1344	Dan Howe	 - AUS	01:31:23	07:39:16	05:15:24	14:45:40	1804
155	1288	Andy Devaynes	 - GBR	01:35:17	07:42:41	05:03:24	14:46:32	1793
156	1349	Dafydd Hughes	 - GBR	01:49:41	07:58:44	04:34:07	14:46:52	1789
157	1340	Alan Houghton	 - GBR	01:18:21	07:06:16	05:56:31	14:48:50	1766
158	1504	Gareth Walters	 - GBR	01:23:47	08:03:27	05:00:13	14:49:05	1763
159	1324	Benjamin Hagger	 - GBR	01:31:45	08:16:12	04:34:11	14:49:16	1761
160	1462	Christopher Scott	- GBR	01:21:50	07:46:18	05:24:43	14:51:07	1738
161	1232	Scott Bennett	- GBR	01:27:33	07:58:35	05:08:13	14:53:54	1705




























**Age Groups - Divisions Results**

**Men 40-44**




















Pos	Start #	Athlete	Country				Time	AMA
162	1274	Daniel Cooke	 - GBR	01:39:11	07:47:24	05:16:03	14:55:14	1689
163	1280	Richard Cross	 - GBR	01:33:26	07:29:24	05:24:48	14:55:50	1682
164	1380	Gav May	 - GBR	01:15:53	07:48:55	05:26:58	14:56:52	1669
165	1472	Kelvin Sole	 - GBR	01:25:54	07:58:03	05:12:58	14:57:40	1660
166	1221	Aaron Allen	 - GBR	01:33:22	07:55:16	05:16:35	15:03:18	1592
167	1225	martin barchetti	 - GBR	01:43:14	07:45:09	05:06:31	15:03:51	1586
168	1357	Peter Kealy	 - GBR	01:33:03	07:54:43	05:16:41	15:04:37	1576
169	1295	Chris Dunford	 - GBR			21:10:15	15:05:14	1569
170	1454	scott roscoe	 - GBR	01:40:51	07:09:37	05:45:29	15:05:44	1563
171	1475	Paul Stacey	 - GBR	01:27:26	07:28:33	05:29:52	15:05:48	1562
172	291	Paul Stafford	 - GBR	01:14:49	07:22:42	06:08:48	15:07:11	1546
173	1275	PETER CORBRIDGE	 - GBR	01:43:23	08:07:33	04:55:30	15:07:55	1537
174	1422	Andy Phelps	 - GBR	01:20:46	07:36:40	05:54:34	15:13:16	1473
175	1433	rajesh rana	 - GBR	01:47:31	08:12:02	04:47:03	15:15:14	1449
176	1421	Marc Pearce	 - GBR	01:17:36	07:42:44	05:57:33	15:16:06	1439
177	1387	Steven Millard	 - GBR	01:23:22	07:45:11	05:47:01	15:16:37	1432
178	1489	Alex Thomson	 - GBR	01:40:02	07:57:23	05:17:42	15:16:39	1432
179	289	Chris Aspinall	 - GBR	01:36:04	07:48:53	05:26:31	15:19:26	1399
180	1370	Peter Lee	 - GBR	01:26:14	08:04:15	05:11:21	15:21:09	1378
181	1323	radoslaw gruszkowski	 - GBR	01:46:27	08:18:46	04:58:41	15:21:50	1370
182	1246	mark brierley	 - GBR	01:45:24	07:25:50	05:38:10	15:22:05	1367
183	1268	DAVID CLARKSON	 - GBR	01:22:04	07:39:17	05:58:23	15:22:47	1358
184	1296	Marcus Durber	 - GBR	01:25:45	07:42:14	05:36:52	15:25:29	1326
185	1509	Ed Wells	 - GBR	01:28:18	08:09:59	05:25:20	15:25:50	1322
186	1252	Lee Brownbill	 - GBR	01:32:06	08:18:14	05:14:45	15:26:32	1313
187	1316	Chris Golden	 - GBR	01:34:53	08:18:27	05:06:48	15:28:47	1286
188	290	Mark Edgar	 - GBR	01:43:22	07:29:49	05:59:27	15:32:02	1247
189	1416	Andrew Parry	 - GBR	01:35:26	08:18:26	05:24:35	15:37:26	1183
190	1442	Angus Reilly	 - NZL	01:09:09	08:13:48	05:51:53	15:38:45	1167
191	1445	CHris Riding	 - GBR	01:37:54	08:15:06	05:26:48	15:46:54	1069
192	1350	Philip Hughes	 - GBR	01:21:33	08:03:43	05:54:36	15:49:31	1038
193	1499	Joe Varey	 - GBR	01:36:08	08:08:14	05:44:49	15:50:14	1029
194	1329	Jp Hayes	 - GBR	01:37:18	08:30:58	05:25:15	15:51:34	1013
195	1239	Ian Blessley	 - GBR	01:24:45	08:29:28	05:40:14	15:53:50	1000
196	1284	Jason Davies	 - CAN	01:27:17	08:15:55	05:50:23	15:58:32	1000
197	1265	Matthew CHILD	 - GBR	01:22:10	08:51:02	05:25:12	16:00:13	1000
198	1373	Gregory Lowe	 - GBR	01:59:08	07:55:43	05:40:19	16:03:44	1000
199	1244	Niall Brennan	 - IRL	01:29:42	08:18:24	05:56:37	16:04:39	1000
200	1369	David Lawton	 - GBR	01:26:34	08:44:24	05:40:06	16:08:13	1000
201	1294	Ambrose Duggan	 - IRL	01:36:26	08:09:09	06:01:30	16:10:51	1000
202	1457	Neil Rusconi	 - GBR	01:45:36	08:27:27	05:43:05	16:15:25	1000
203	1365	Mark Knight	 - GBR	01:47:13	08:13:56	05:54:37	16:20:34	1000
204	1374	Stephen Ludlow	 - GBR	01:24:58	08:04:44	06:24:26	16:33:03	1000

**Age Groups - Divisions Results**

**Men 40-44**

Pos	Start #	Athlete	Country				Time	AMA
205	273	Gareth Riley	 - GBR	01:39:43	08:24:07	06:04:03	16:33:06	1000
DNF	1250	James Brown	 - GBR	01:15:53				
DNF	1254	Graham Butterworth	 - GBR	01:33:54				
DNF	1269	michael clegg	 - GBR	01:24:54				
DNF	1285	Amit Dawar	 - IND	02:01:12				
DNF	1298	Arsh Ellahi	 - GBR	01:39:01				
DNF	1309	Robert Fletcher	 - GBR	01:13:09				
DNF	1353	Chris Hutchins	 - GBR	01:38:42	08:47:34			
DNF	1419	Kamlesh Patel	 - GBR					
DNF	2045	Stephen Salmons	 - GBR	01:09:01				
DNF	1463	Ian Seager	 - GBR	01:23:35				
DNF	153	Robert Spencer	 - GBR	01:11:19				
DNF	1251	Stephen Brown	 - GBR	01:32:41	08:51:13			
DNF	1273	Ben Constable	 - GBR					
DNF	1305	Matt Farmer	 - GBR	01:18:14				
DNF	1326	Matthew Harrison	 - GBR	01:31:05	08:34:11			
DNF	1362	Matthew Kieras	 - GBR	01:00:30				
DNF	1406	Chan Ong	 - MYS	01:29:09				
DNF	1409	Samuel Osei-Nimo	 - GHA	01:52:23	06:33:09			
DNF	1418	Kristian Pashley	 - GBR	01:23:14				
DNF	1430	Stephen Rackstraw	 - GBR	01:26:13	09:14:30			
DNF	1482	Michael Sudworth	 - GBR	01:45:53	08:13:44			
DNF	1518	Russell Williams	 - GBR	01:29:49	07:13:05			
DNF	1237	Gary Blackall	 - GBR	02:01:40	08:33:13			

**Men 35-39**

Pos	Start #	Athlete	Country				Time	AMA
1	113	John Thelwell	 - GBR	01:01:32	05:05:51	03:04:37	09:17:41	5000
2	111	Brian William Fogarty	 - GBR	01:04:25	05:03:15	03:30:27	09:45:24	4667
3	148	Daniel Lanigan	 - GBR	01:08:21	05:42:13	03:13:24	10:10:25	4367
4	2046	Sean Burke	 - GBR	01:11:05	05:46:48	03:27:13	10:35:33	4065
5	149	Gareth Parr	 - GBR	01:03:25	05:44:05	03:53:50	10:49:06	3903
6	110	Martin Bickley	 - GBR	01:08:53	06:01:15	03:31:51	10:51:49	3870
7	203	Jonathan Cordiner	 - GBR	01:09:52	05:53:42	03:43:45	10:54:41	3836
8	970	james anderson	 - GBR	01:11:39	06:21:24	03:12:39	10:55:32	3825
9	1174	Simon Smith	 - GBR	01:16:00	05:56:51	03:42:34	11:03:15	3733
10	271	James Wilkinson	 - GBR	01:17:54	06:13:20	03:23:41	11:07:02	3687
11	209	Gary Richards	 - GBR	01:06:38	06:06:28	03:56:37	11:18:34	3549
12	2049	Dave Cresswell	 - GBR	01:06:01	06:21:35	03:45:19	11:22:11	3506
13	1099	Geraint Lewis	 - GBR	01:11:29	05:53:56	04:04:24	11:23:05	3495
14	1144	Simon Powner	 - GBR	01:08:17	06:31:57	03:35:37	11:24:50	3474
15	967	Chris Allan	 - GBR	01:11:53	06:13:48	03:51:28	11:25:22	3467
16	1120	Craig Mounsey	 - GBR	01:11:09	06:04:28	04:01:19	11:26:59	3448

**Age Groups - Divisions Results**

**Men 35-39**

Pos	Start #	Athlete	Country				Time	AMA
17	1148	Richard Rees	 - GBR	01:12:04	06:12:14	03:55:58	11:28:37	3428
18	1076	Chris Holtby	 - GBR	01:10:50	06:18:52	03:52:54	11:35:08	3350
19	112	Lorenzo Picco	 - ITA	01:17:52	06:32:17	03:32:49	11:35:10	3350
20	1102	Darren Lunn	 - GBR	01:18:39	06:20:55	03:50:41	11:39:32	3297
21	988	Ben Boardman	 - GBR	01:10:17	06:25:51	03:57:00	11:42:50	3258
22	1118	Mark Moran	 - GBR	01:15:42	06:39:55	03:36:13	11:44:08	3242
23	1075	Adam Holden	 - GBR	01:19:29	06:32:29	03:44:59	11:50:24	3167
24	1217	Tom Young	 - GBR	01:08:00	06:39:22	03:39:49	11:51:14	3157
25	1105	Joe Malone	 - GBR	01:15:05	06:34:33	03:54:30	11:52:28	3142
26	1189	Andy Thompson	 - GBR	01:19:36	06:31:44	03:43:28	11:52:41	3140
27	1038	David Ferris	 - GBR	01:09:42	05:57:41	04:37:34	11:54:43	3115
28	1084	Kal Jhugroo	 - GBR	00:56:22	06:35:06	04:16:48	11:57:35	3081
29	1133	Brendon Parry	 - GBR	01:15:55	06:30:33	04:01:25	11:59:13	3061
30	1054	Graham Gore	 - GBR	01:22:30	06:30:20	03:58:56	12:04:12	3001
31	1177	Edward Stephens	 - GBR	01:17:39	06:25:56	04:13:38	12:06:44	2971
32	1007	Grant Clayton	 - GBR	01:29:09	06:21:58	03:58:41	12:10:52	2921
33	1100	Simon Lilley	 - GBR	01:11:59	07:02:39	03:47:10	12:12:53	2897
34	1047	Matthew Gardiner	 - GBR	01:14:49	06:48:05	03:57:41	12:15:32	2865
35	1150	Steve Reid	 - GBR	01:14:12	06:42:43	04:08:21	12:21:17	2796
36	1215	Jay Yates	 - GBR	01:21:13	06:14:48	04:22:15	12:21:37	2792
37	270	Gavin Sisson	 - GBR	01:17:46	06:32:20	04:18:34	12:23:29	2770
38	1129	Adam O'Shea	 - IRL	01:31:08	06:39:23	03:58:06	12:24:19	2760
39	1064	Paul Hampton	 - GBR	01:13:36	06:53:38	04:02:06	12:24:29	2758
40	1014	Stephen Crotty	 - GBR	01:22:23	06:41:26	04:05:36	12:26:30	2734
41	1017	Richard Danks	 - GBR	01:22:02	06:41:07	04:02:14	12:26:51	2730
42	1005	Stuart Clarke	 - GBR	01:37:17	06:23:34	04:11:14	12:28:06	2715
43	1196	Jonathan Tyler	 - GBR	01:09:40	07:09:16	03:53:45	12:28:27	2710
44	1087	Carl Johnson	 - GBR	01:21:57	06:24:58	04:27:18	12:28:36	2709
45	1063	James Hamer	 - GBR	01:21:23	06:54:14	03:55:46	12:31:08	2678
46	206	Ian Leech	 - GBR	01:16:22	07:20:15	03:43:34	12:31:16	2677
47	1179	Ian Stevens	 - GBR	01:37:54	06:45:36	03:50:10	12:31:47	2670
48	993	Jonathan Brown	 - GBR	01:26:17	06:29:21	04:24:11	12:32:55	2657
49	1030	Jonathan Dryell	 - GBR	01:11:20	07:19:29	03:50:04	12:33:41	2648
50	1209	Andy Wilkin	 - GBR	01:20:32	06:59:53	03:57:54	12:33:47	2646
51	1143	Russell Porter	 - GBR	01:13:50	06:44:55	04:15:01	12:34:35	2637
52	1048	Alistair Garner	 - GBR	01:18:48	06:51:39	04:07:52	12:37:18	2604
53	1145	John Pullinger	 - GBR	01:23:24	06:34:38	04:22:36	12:38:50	2586
54	1200	Karl Wakeman	 - GBR	01:09:30	06:40:16	04:43:03	12:41:40	2552
55	1206	Richard Whimpany	 - GBR	01:14:34	06:32:36	04:28:25	12:43:09	2534
56	1055	Ben Green	 - GBR	01:14:17	06:51:24	04:22:05	12:45:47	2502
57	1188	James Thomlinson	 - GBR	01:25:05	07:16:40	03:52:14	12:46:47	2490
58	1077	Richard Hood	 - GBR	01:16:24	06:35:03	04:38:09	12:46:48	2490
59	990	Andrew Bradley	 - GBR	01:30:23	06:45:34	04:14:25	12:47:23	2483








**Age Groups - Divisions Results**

**Men 35-39**

Pos	Start #	Athlete	Country				Time	AMA
60	1201	Wayne Walker	 - GBR	01:19:50	07:08:48	03:58:56	12:47:42	2479
61	996	Tommy Burgess	 - GBR	01:30:25	06:54:57	04:06:37	12:48:26	2471
62	1070	Gareth Hayhoe	 - GBR	01:18:15	06:49:55	04:28:22	12:56:52	2369
63	1006	Guy Clarkson	 - GBR	01:11:16	07:09:36	04:28:01	12:59:56	2333
64	1052	Jonathan Girvan	 - GBR	01:22:05	06:38:52	04:43:42	13:04:58	2272
65	1137	Dean Penn	 - GBR	01:38:48	06:48:04	04:23:30	13:05:47	2262
66	204	Phil Dickinson	 - GBR	01:18:45	06:52:14	04:44:54	13:06:01	2260
67	1079	Daniel Ikins	 - GBR	01:19:55	07:04:00	04:24:35	13:06:54	2249
68	1010	Adam Cook	 - GBR	01:22:30	06:54:25	04:30:50	13:08:24	2231
69	1180	lee stevenson	 - GBR	01:19:57	06:52:01	04:33:19	13:10:48	2202
70	1203	Christopher Waterhouse	 - GBR	01:35:05	07:07:41	04:12:11	13:11:28	2194
71	1103	Chris Mackay	 - GBR	01:37:12	06:49:13	04:33:00	13:12:58	2176
72	1212	Phillip Wood	 - GBR	01:16:42	06:54:15	04:42:06	13:15:10	2150
73	999	Christopher Burtenshaw	 - GBR	01:15:40	07:24:41	04:20:18	13:15:47	2142
74	1136	Robert Payne	 - GBR	01:12:38	07:24:07	04:18:06	13:16:51	2130
75	1074	Callum Hodnett	 - GBR	01:24:31	06:56:20	04:35:33	13:16:58	2128
76	1154	Tom Rigby	 - GBR	01:21:52	06:33:20	05:03:12	13:17:42	2119
77	1140	Marc Petford	 - GBR	01:27:30	07:05:46	04:25:38	13:18:48	2106
78	1181	Mike Stones	 - GBR	01:22:11	07:13:38	04:31:12	13:20:22	2087
79	991	Patrick Breen	 - IRL	01:17:07	06:50:29	04:54:47	13:22:17	2064
80	1098	Andrew Lawson	 - GBR	01:31:43	07:01:54	04:30:19	13:22:54	2057
81	1020	Mat Davies	 - GBR	01:22:03	07:36:04	04:10:29	13:24:14	2041
82	1021	Colin Davis	 - GBR	01:26:10	07:09:59	04:34:32	13:26:39	2012
83	968	Danny Allen-Page	 - GBR	01:33:06	07:21:12	04:23:10	13:35:46	1903
84	1088	David Jones	 - GBR	01:16:37	07:11:09	04:54:39	13:38:44	1867
85	1089	Liam Jones	 - GBR	01:15:39	07:16:30	04:47:27	13:39:41	1856
86	1081	Chris Jarvis	 - GBR	01:29:36	07:19:58	04:27:21	13:41:59	1828
87	1072	Gareth Hession	 - GBR	01:20:47	07:05:41	05:01:33	13:42:23	1823
88	1173	Russ Smith	 - GBR	01:20:58	06:52:29	05:10:47	13:42:23	1823
89	1161	Andrew Rotton	 - GBR	01:26:04	07:18:09	04:45:32	13:42:51	1818
90	205	Ben Haines	 - AUS	01:19:32	07:20:14	04:50:54	13:43:20	1812
91	980	Joey Barton	 - GBR	01:24:29	07:07:37	04:56:04	13:46:37	1772
92	246	Richard Morrison	 - GBR	01:22:10	07:34:58	04:33:31	13:53:02	1695
93	244	Paul Arpino	 - GBR	01:18:21	07:13:19	05:02:47	13:53:32	1689
94	1132	Scott Parker	 - GBR	01:24:35	07:15:45	04:38:02	13:54:41	1676
95	1032	Neil Duncombe	 - GBR	01:45:08	07:31:21	04:24:30	13:55:09	1670
96	1095	Chris Kirkham	 - GBR	01:35:00	07:26:07	04:35:15	13:55:12	1669
97	1001	Daniel Calland	 - GBR	01:25:57	07:22:41	04:41:00	13:56:36	1653
98	1213	Martin Wood	 - GBR	01:30:00	07:30:23	04:39:10	13:58:17	1632
99	1022	Christopher Davis	 - GBR	01:20:19	07:23:02	04:32:13	13:58:45	1627
100	982	sean beach	 - GBR	01:23:46	07:14:24	05:04:03	13:59:32	1617
101	1041	Marc Flinders	- GBR	01:30:00	07:41:34	04:28:18	13:59:33	1617
102	247	Lee Smalley	- GBR	01:32:17	07:45:01	04:20:14	14:03:30	1570


















**Age Groups - Divisions Results**

**Men 35-39**

Pos	Start #	Athlete	Country				Time	AMA
103	981	Daniel Baxter	 - GBR	01:21:25	07:30:27	04:30:18	14:04:10	1562
104	1042	Stuart Forgione	 - GBR	01:14:54	07:10:16	05:17:36	14:04:36	1557
105	998	Chris Burns	 - GBR	01:29:57	07:30:32	04:49:34	14:06:01	1540
106	1086	Robert Johnson	 - GBR	01:12:11	07:23:34	05:12:53	14:06:35	1533
107	987	Chris Board	 - GBR	01:30:03	07:34:48	04:48:47	14:08:57	1504
108	1192	Owen Tomlin	 - GBR	01:32:46	07:14:48	05:05:03	14:09:20	1500
109	1155	Jose Rodolfo Rivas Gutierrez	 - GTM	01:19:01	07:49:29	04:27:17	14:11:47	1470
110	974	Carl Ashworth	 - GBR	01:36:45	07:14:05	04:57:05	14:18:14	1393
111	1208	ANDRE WHYTE	 - GBR	01:11:36	07:23:26	05:31:24	14:19:21	1380
112	2047	Chris Jones	 - GBR	01:42:51	07:39:14	04:32:24	14:19:47	1374
113	1111	Dean Masterson	 - IRL	01:19:51	08:05:48	04:38:16	14:20:49	1362
114	984	Lee Bell	 - GBR	01:21:25	07:25:16	05:18:53	14:20:54	1361
115	1090	Tom Jordan	 - GBR	01:20:26	06:58:14	05:44:47	14:20:56	1361
116	1164	Christopher Sayer	 - GBR	01:15:53	07:05:48	05:39:37	14:20:57	1360
117	1168	Chris Sheard	 - GBR	01:28:46	07:58:44	04:26:06	14:23:44	1327
118	1198	Oliver Viney	 - GBR	01:32:52	07:31:03	04:54:54	14:24:06	1323
119	1045	Jonjo Gallagher	 - GBR	01:20:13	07:18:34	05:27:31	14:26:12	1297
120	1016	Luke Dando	 - GBR	01:22:19	07:16:45	05:24:34	14:29:41	1256
121	1210	Stephen Williams	 - GBR	01:26:41	07:26:20	05:14:27	14:30:33	1245
122	1121	Shaun Mutter	 - GBR	01:40:49	07:46:35	04:44:52	14:33:29	1210
123	1197	Rob Unsworth	 - GBR	01:39:58	07:25:33	05:13:01	14:33:39	1208
124	1122	Max Naughton	 - GBR	01:28:33	07:54:37	04:50:05	14:34:36	1197
125	1186	Martin Terry	 - GBR	01:26:21	07:46:16	05:06:01	14:34:49	1194
126	1101	Adam Lloyd	 - GBR	01:18:10	07:52:04	05:05:35	14:36:08	1178
127	969	Ollie Amsbury	 - GBR	01:49:49	07:54:58	04:37:29	14:37:52	1157
128	1169	Bobby Shirley	 - GBR	01:30:28	07:20:36	05:29:34	14:38:43	1147
129	1211	Aaron Wilson	 - GBR	01:26:33	07:33:28	05:03:46	14:39:11	1142
130	1160	David Rose	 - GBR	01:17:52	07:35:17	05:12:38	14:40:08	1130
131	1114	gavin mcmurtry	 - GBR	01:39:09	07:20:07	05:26:00	14:42:10	1106
132	1009	Adam Comley	 - GBR	01:23:36	07:47:10	05:13:38	14:42:11	1106
133	1078	Maxwell Hopkinson	 - GBR	01:16:04	08:28:45	04:42:45	14:46:08	1058
134	1071	Paul Heatley	 - GBR	01:29:22	07:45:31	05:10:26	14:49:08	1022
135	1094	Sajan Khosla	 - GBR	01:26:44	07:34:20	05:19:58	14:49:15	1021
136	1039	Andrew Fitton	 - GBR	01:34:17	08:05:13	04:52:29	14:50:26	1007
137	1091	Stephen Joynes	 - GBR	01:29:04	07:49:20	05:12:00	14:52:10	1000
138	1104	Richard Macsymons	 - GBR	01:31:40	07:45:49	05:19:17	14:54:31	1000
139	1043	Ricky Foster	 - GBR	01:49:06	08:13:23	04:36:15	14:56:17	1000
140	994	Pieter Brummer	 - GBR	01:07:38	08:00:48	05:24:26	14:59:22	1000
141	1176	Luke Stenchion	 - GBR	01:25:24	07:42:37	05:27:50	15:00:31	1000
142	1172	Timothy Smee	 - GBR	01:33:19	07:33:03	05:36:32	15:02:27	1000
143	1028	Chris Doddington	 - GBR	01:45:01	07:57:08	04:54:50	15:04:54	1000
144	1008	Paul Cockram	 - GBR	01:29:58	07:25:23	05:50:46	15:08:00	1000
145	1152	Gareth Richards	 - GBR	01:32:13	08:01:10	05:17:55	15:08:11	1000

**Age Groups - Divisions Results**

**Men 35-39**









Pos	Start #	Athlete	Country				Time	AMA
146	1025	Colin Dival	 - GBR	01:36:34	07:34:15	05:40:46	15:12:01	1000
147	1108	Andrew Mandefield	 - GBR	01:37:45	08:02:12	05:13:49	15:12:23	1000
148	1124	Sean Nunn	 - GBR	01:36:43	07:31:33	05:47:16	15:15:52	1000
149	1163	Gary Saunders	 - GBR	01:08:53	07:49:54	05:50:59	15:16:26	1000
150	1061	Joe Hall	 - GBR	01:43:59	08:05:12	05:10:57	15:20:00	1000
151	972	John Archer	 - GBR	01:26:46	07:30:04	06:00:47	15:20:21	1000
152	1214	Chris Woolley	 - GBR	01:35:42	07:53:36	05:25:33	15:21:54	1000
153	1127	Christian Oliver	 - GBR	01:28:27	08:05:49	05:23:15	15:22:16	1000
154	1027	Philip Docherty	 - GBR	01:27:42	08:21:15	05:14:50	15:28:53	1000
155	1128	Robert O'Shea	 - IRL	01:30:24	07:58:02	05:29:05	15:28:56	1000
156	1202	craig walton	 - GBR	01:39:25	07:59:55	05:31:30	15:29:11	1000
157	1134	Mike Parsons	 - GBR	01:30:52	07:55:18	05:43:54	15:31:08	1000
158	1142	James Philpot	 - GBR	01:40:04	08:15:02	05:09:27	15:31:57	1000
159	1049	Chris Gee	 - GBR	01:40:24	08:19:40	05:13:33	15:32:35	1000
160	1012	Chris Coward	 - GBR	01:26:25	07:43:56	06:01:14	15:32:45	1000
161	1116	darren moon	 - GBR	01:35:42	08:08:59	05:15:36	15:33:14	1000
162	1182	Greg Sykes	 - GBR	01:27:26	08:25:37	05:20:23	15:34:46	1000
163	1195	Francis TSANG	 - GBR	01:14:17	08:26:20	05:32:48	15:40:39	1000
164	1019	David Davies	 - GBR	01:40:09	07:40:43	05:52:07	15:42:39	1000
165	1130	Simon Overell	 - GBR	01:22:44	08:40:13	05:12:28	15:43:04	1000
166	1146	Andy Raby	 - GBR	01:41:08	08:10:50	05:27:23	15:43:22	1000
167	1207	lewis whittaker	 - GBR	01:23:26	08:13:38	05:43:00	15:46:59	1000
168	1059	Richard Hailwood	 - GBR	01:35:50	08:07:21	05:42:47	15:47:52	1000
169	1187	Fergus Thomas	 - GBR	01:07:48	08:12:48	06:06:17	15:52:53	1000
170	1139	Gary Perry-Ambrose	 - GBR	01:46:29	08:11:41	05:41:11	15:58:49	1000
171	1080	Jeff Jamieson	 - GBR	01:51:27	08:17:34	05:50:58	16:18:30	1000
DNF	1003	Ben Capper	 - GBR	01:12:35	06:37:33			
DNF	1015	James Culley	 - GBR	01:30:54				
DNF	1029	Craig Douglas	 - GBR	01:48:36	06:23:41			
DNF	1069	Steven Hayes	 - GBR	01:20:35				
DNF	978	Ben Baldwin	 - GBR	01:34:47	08:58:35			
DNF	1109	Sam Mansfield	 - GBR	01:20:06	06:32:20			
DNF	1110	Liam Marshall	 - GBR	01:32:15				
DNF	1126	Jason O'Connell	 - IRL					
DNF	207	Pieter MacKeith	 - GBR					
DNF	1138	Thomas Peoples	 - GBR	01:06:00	07:29:20			
DNF	1185	Graham Tench	 - GBR	01:31:06				
DNF	1119	Dan Morgan	 - GBR	01:24:04				
DNF	1157	Gareth Roberts	 - GBR	01:25:19				
DNF	1162	Kieran Rowlands	 - GBR	01:04:55				

**Men 30-34**

Pos	Start #	Athlete	Country				Time	AMA
-----	---------	---------	---------	---	---	---	------	-----

**Age Groups - Divisions Results**

**Men 30-34**

Pos	Start #	Athlete	Country				Time	AMA
1	109	Tom Rigby	 - GBR	01:01:16	05:18:50	03:16:25	09:42:41	5000
2	147	Sam Walsh	 - GBR	01:02:10	05:39:35	03:10:28	09:58:35	4809
3	922	James Sharley	 - GBR	00:59:52	05:40:54	03:32:05	10:20:07	4550
4	199	David Berry	 - GBR	01:04:50	05:49:32	03:18:43	10:21:00	4540
5	828	Matthew Hogg	 - GBR	01:02:07	05:44:10	03:26:19	10:22:12	4525
6	930	James Smith	 - GBR	01:00:38	05:59:59	03:17:17	10:26:34	4473
7	756	Tom Campbell	 - GBR	01:03:41	05:39:22	03:46:50	10:37:35	4341
8	783	David Devine	 - GBR	01:03:37	05:49:11	03:46:29	10:49:33	4197
9	784	gaz dixon	 - GBR	01:10:40	06:04:37	03:26:31	10:52:19	4164
10	937	Oliver Stringer	 - GBR	01:07:17	05:55:24	03:38:37	10:54:01	4144
11	201	James Hedley-Smith	 - GBR	01:11:32	06:04:10	03:33:15	10:58:18	4092
12	866	Tom Marriage	 - GBR	01:13:11	06:13:42	03:21:06	11:01:38	4052
13	873	Jason McCartney	 - NZL	01:10:10	06:01:54	03:45:52	11:05:57	4000
14	960	Robin Williams	 - GBR	00:55:45	06:00:27	04:11:15	11:18:36	3849
15	806	Rick Gibson	 - GBR	01:12:37	06:02:42	03:55:11	11:20:10	3830
16	891	James O'Connor	 - NZL	01:12:15	06:19:24	03:42:39	11:27:57	3736
17	801	Ben Gallagher	 - GBR	01:24:54	06:16:27	03:39:03	11:31:16	3697
18	916	David Roocroft	 - GBR	01:15:37	06:13:23	03:54:48	11:34:00	3664
19	837	Curtis Huynh	 - GBR	01:30:53	06:09:23	03:44:38	11:35:35	3645
20	883	Dickon Morris	 - GBR	01:19:19	06:22:43	03:41:34	11:38:44	3607
21	911	Dylan Roberts	 - GBR	01:09:16	06:36:47	03:44:01	11:39:12	3601
22	966	Andy Wright	 - GBR	01:09:39	06:01:43	04:23:31	11:43:04	3555
23	753	James Budge	 - GBR	01:11:51	06:16:07	04:09:04	11:45:05	3531
24	905	Harry Pickering	 - GBR	01:19:12	06:41:14	03:37:16	11:48:33	3489
25	768	Ben Copeland	 - GBR	01:19:16	06:33:17	03:46:23	11:51:48	3450
26	269	Alan White	 - GBR	01:18:32	06:07:49	04:17:05	11:51:56	3449
27	730	John Astbury	 - GBR	01:22:50	06:19:04	04:00:21	11:55:00	3412
28	755	Sean Cairns	 - GBR	01:05:21	06:50:05	03:54:33	12:00:13	3349
29	818	Dale Hardiman	 - GBR	01:22:41	06:18:19	04:04:08	12:00:35	3345
30	793	Hubert Eisdell	 - GBR	01:19:40	06:49:25	03:45:52	12:03:20	3312
31	876	Gareth Medd	 - GBR	01:24:47	06:40:24	03:48:51	12:04:47	3294
32	816	Daniel Hague	 - GBR	01:18:20	06:38:49	03:58:04	12:06:08	3278
33	728	Joe Ashdown	 - GBR	01:18:53	06:48:35	03:46:56	12:07:34	3261
34	865	Nathan Marlor	 - GBR	01:14:53	06:37:04	04:05:34	12:07:45	3259
35	846	Emil Khan	 - GBR	01:19:01	06:33:31	04:06:36	12:10:46	3223
36	864	Oliver Major	 - GBR	01:18:42	06:28:21	04:08:47	12:11:08	3218
37	800	Mark Foster	 - GBR	01:12:45	06:33:23	04:14:25	12:12:40	3200
38	952	Thomas Walsh	 - IRL	01:18:07	06:49:27	03:54:04	12:18:35	3129
39	751	Phil Brown	 - GBR	01:16:03	06:34:48	04:13:51	12:20:52	3101
40	860	Jason Lythgoe	 - GBR	01:39:05	06:32:47	03:54:39	12:23:43	3067
41	910	Stuart Richards	 - GBR	01:52:02	06:23:04	03:53:57	12:23:45	3067
42	813	Zak Green	- GBR	01:17:56	06:35:00	04:15:37	12:26:11	3038
43	749	Joseph Branczik	- GBR	01:20:20	06:35:01	04:19:21	12:28:19	3012









**Age Groups - Divisions Results**

**Men 30-34**

Pos	Start #	Athlete	Country				Time	AMA
44	823	Benedict Heaney	 - GBR	01:16:31	06:30:10	04:29:34	12:29:19	3000
45	848	Darren King	 - GBR	01:14:39	06:48:13	04:13:21	12:31:41	2972
46	243	James Clarke	 - GBR	01:14:38	06:41:57	04:23:17	12:32:58	2956
47	852	Marcus Landrum	 - GBR	01:11:39	06:27:15	04:45:37	12:33:56	2945
48	732	adam ball	 - GBR	01:13:34	06:56:32	04:05:47	12:35:11	2930
49	917	Benjamin ROSS	 - GBR	01:13:13	06:47:24	04:25:19	12:35:49	2922
50	939	Bartosz Szydlak	 - POL	01:12:04	06:52:21	04:19:40	12:36:40	2912
51	934	Neil Souness	 - GBR	01:18:48	06:58:00	04:04:42	12:37:10	2906
52	892	Gordon O'Neill	 - GBR	01:44:42	06:50:42	03:48:18	12:37:31	2902
53	947	George Turner	 - GBR	01:22:26	06:42:36	04:24:19	12:41:12	2857
54	822	Brett Hazelwood	 - GBR	01:26:15	06:48:38	04:16:05	12:42:09	2846
55	929	Andris Smirnovs	 - LVA	01:21:55	06:36:54	04:26:34	12:43:18	2832
56	724	alan alsop	 - GBR	01:18:49	06:46:32	04:17:05	12:43:32	2829
57	782	David Dempsey	 - GBR	01:13:25	06:48:59	04:31:52	12:44:20	2820
58	954	paddy walsh`	 - GBR	01:31:35	07:38:19	03:20:23	12:44:23	2819
59	962	Leon Wint	 - GBR	01:29:07	07:06:10	03:57:58	12:45:10	2810
60	843	Sam Jones	 - GBR	01:16:01	06:49:02	04:21:41	12:45:45	2803
61	758	James Caulfield	 - GBR	01:52:42	06:30:06	04:14:38	12:47:14	2785
62	741	Jonathan Binney	 - GBR	01:11:27	06:37:17	04:46:52	12:47:53	2777
63	744	Jack Blacker	 - GBR	01:24:06	06:55:23	04:18:31	12:48:30	2770
64	198	Phil Arrowsmith	 - GBR	01:18:42	06:43:01	04:30:01	12:48:47	2766
65	926	Liam Sill	 - GBR	01:14:23	06:47:12	04:29:53	12:49:38	2756
66	787	Craig Dootson	 - GBR	01:22:07	07:03:28	04:04:40	12:49:55	2753
67	908	Josh Redmayne	 - GBR	01:13:14	06:46:55	04:36:01	12:50:31	2746
68	742	Jon Bird	 - GBR	01:22:26	05:59:35	05:22:40	12:50:58	2740
69	786	James Donnachie	 - GBR	01:04:27	07:04:24	04:27:49	12:54:18	2700
70	722	Jonathan Aldridge	 - GBR	01:21:06	07:04:45	04:17:10	12:56:52	2669
71	931	Alexander Smith	 - GBR	01:29:33	07:07:10	04:05:49	12:59:11	2642
72	845	Mark Kemsley	 - GBR	01:07:10	06:59:50	04:37:37	12:59:28	2638
73	766	Nathan Connor	 - GBR	01:24:18	07:24:48	03:44:27	13:01:03	2619
74	880	Ryan Moore	 - GBR	01:27:33	07:13:27	04:03:47	13:01:55	2609
75	769	Thomas Copley	 - GBR	01:32:21	06:57:47	04:18:18	13:04:13	2581
76	923	Aidan Sharples	 - ZAF	01:15:17	07:11:33	04:21:52	13:07:05	2547
77	777	Luke Dalton	 - GBR	01:30:11	07:12:22	04:14:45	13:09:20	2520
78	833	Joseph Hornsby	 - GBR	01:26:33	07:26:59	03:49:29	13:09:29	2518
79	789	Andrew Eales	 - GBR	01:21:08	07:11:00	04:21:12	13:10:09	2510
80	964	Darren Worrall	 - GBR	01:32:45	06:56:53	04:28:40	13:10:57	2500
81	796	Jonathan Evans	 - GBR	01:23:03	07:14:41	04:10:33	13:11:30	2494
82	808	Nick Gledhill	 - GBR	01:19:08	07:22:55	04:12:54	13:11:43	2491
83	840	Markuz Jaffe	 - GBR	01:27:18	07:02:25	04:22:04	13:13:21	2472
84	958	Aidan Welton	 - GBR	01:14:26	06:57:00	04:43:33	13:15:21	2448
85	774	Sean Cox	- GBR	01:21:18	06:54:51	04:45:07	13:18:56	2405
86	733	Aaron Ball	- GBR	01:37:21	07:18:27	04:14:28	13:20:18	2388















































**Age Groups - Divisions Results**

**Men 30-34**

Pos	Start #	Athlete	Country				Time	AMA
87	867	Laurie Martin	 - GBR	01:12:08	07:53:17	04:04:09	13:20:30	2386
88	936	adam stevens	 - GBR	01:19:23	06:49:05	04:58:52	13:22:55	2357
89	759	Peter Cave	 - GBR	01:18:22	06:52:19	05:01:33	13:28:13	2293
90	805	James Gibson	 - GBR	01:31:51	07:23:51	04:25:29	13:29:45	2275
91	961	Murray Wilson	 - GBR	01:27:37	07:19:03	04:30:32	13:31:34	2253
92	781	Adrian Deery	 - IRL	01:23:42	07:09:33	04:44:50	13:32:03	2247
93	839	James Ireland	 - GBR	01:22:08	07:35:05	04:10:04	13:32:12	2245
94	847	Daniel Kiernan	 - GBR	01:33:56	07:21:47	04:20:46	13:35:02	2211
95	772	Tom Cowan	 - GBR	01:00:01	07:19:00	05:02:48	13:35:05	2211
96	901	Martin Payne	 - GBR	01:27:30	07:16:32	04:42:22	13:38:25	2171
97	835	Tim Hughes	 - GBR	01:20:25	07:58:09	04:02:27	13:42:41	2120
98	804	Will Gibbs	 - GBR	01:22:22	07:15:58	04:51:29	13:42:48	2118
99	797	Daniel Evans	 - GBR	01:07:53	07:13:08	05:07:47	13:43:22	2111
100	902	Christopher Perry	 - GBR	01:19:43	07:05:03	04:54:03	13:44:26	2099
101	745	Leonard Blenkinsop	 - GBR	01:17:51	07:19:43	04:51:26	13:45:16	2089
102	721	Patrick Ainsworth	 - GBR	01:35:42	07:36:48	04:05:52	13:45:16	2089
103	871	David McBride	 - GBR	01:21:41	07:24:43	04:44:46	13:48:52	2045
104	957	Joseph Weaver	 - GBR	01:35:29	07:33:47	04:28:59	13:49:25	2039
105	727	Daniel Arthurs	 - GBR	01:32:09	07:31:18	04:31:10	13:49:28	2038
106	935	Gavin Stenning	 - GBR	01:12:37	07:13:06	05:12:27	13:49:40	2036
107	895	Anthony Owens	 - GBR	01:27:07	07:37:46	04:36:42	13:54:24	1979
108	940	Ross Taylor	 - GBR	01:18:15	07:09:15	05:09:52	13:56:50	1950
109	841	Daniel Jardim	 - GBR	01:18:32	07:20:01	05:02:39	13:58:32	1929
110	951	Bill Verwey	 - GBR	01:11:00	07:03:59	05:21:32	13:58:53	1925
111	932	Matthew Smith	 - GBR	01:09:16	07:47:03	04:44:43	14:00:05	1911
112	955	Joel Waring	 - GBR	01:29:19	07:23:09	04:49:23	14:01:27	1894
113	893	Jack O'Sullivan	 - GBR	01:07:22	07:25:53	05:02:51	14:01:52	1889
114	878	Chris Milburn	 - GBR	01:16:10	07:36:43	04:55:45	14:07:45	1819
115	885	Dan Moughton	 - GBR	01:23:35	07:37:52	04:54:55	14:11:26	1775
116	785	Nic Dobson	 - GBR	01:15:19	07:13:53	05:26:14	14:11:43	1771
117	824	Anthony Heap	 - GBR	01:39:15	06:50:59	05:12:03	14:13:57	1744
118	767	James Cooke	 - GBR	01:23:43	07:18:35	05:04:11	14:14:48	1734
119	834	luke horton	 - GBR	01:11:03	07:55:09	04:42:21	14:17:01	1708
120	928	Thomas Skeen	 - GBR	01:26:47	07:52:33	04:36:29	14:17:58	1696
121	884	Christian Morris	 - GBR	01:23:03	07:20:22	05:18:58	14:18:28	1690
122	875	Anthony Mcguirk	 - GBR	01:18:34	07:33:25	05:11:02	14:21:22	1655
123	795	James Erskine	 - GBR	01:34:58	07:55:02	04:34:22	14:23:32	1629
124	863	Carl Maguire	 - GBR	01:21:52	07:28:53	05:10:38	14:24:28	1618
125	734	Craig Barker	 - GBR	01:25:29	07:28:52	05:02:23	14:25:00	1612
126	959	Jonny Wilkin	 - GBR	01:40:49	07:24:08	05:00:54	14:25:29	1606
127	738	Scott Behan	 - GBR	01:33:12	07:40:24	04:45:18	14:27:24	1583
128	918	Lee Rosthorn	- GBR	01:26:25	07:30:35	05:00:16	14:29:23	1559
129	737	Ben Baxter	- GBR	02:13:35	07:19:24	04:39:55	14:33:43	1507
















**Age Groups - Divisions Results**

**Men 30-34**






























Pos	Start #	Athlete	Country				Time	AMA
130	754	Michael Butler	 - GBR	01:20:35	07:33:21	05:23:19	14:34:10	1502
131	788	Simon Durrant	 - GBR	01:25:49	08:17:13	04:25:45	14:35:29	1486
132	762	Scott Cochrane	 - GBR	01:37:53	08:05:22	04:31:28	14:38:20	1452
133	924	Rob Shelliker	 - GBR	01:39:51	07:09:49	05:29:13	14:39:36	1437
134	791	greg edwards	 - GBR	01:24:48	08:03:39	04:50:00	14:44:52	1373
135	735	Daniel Barron	 - GBR	01:14:43	07:53:30	05:21:58	14:47:13	1345
136	938	Ben Sutton	 - GBR	01:28:27	07:41:14	05:21:31	14:47:51	1338
137	799	Paul Fitton	 - GBR	01:38:51	07:35:54	05:04:22	14:48:15	1333
138	202	Cameron Strutt	 - GBR	01:36:54	08:33:32	04:19:46	14:49:25	1319
139	856	Sean lindsay	 - GBR	01:25:56	08:17:17	04:59:35	15:00:28	1186
140	798	Martin Fielding	 - GBR	01:36:21	08:07:00	05:01:49	15:06:45	1111
141	723	Matthew allaway	 - GBR	01:44:48	07:52:59	05:12:13	15:07:05	1107
142	827	Richard Hewitt	 - GBR	01:21:19	08:27:01	04:57:27	15:07:38	1100
143	946	Alex Trivino	 - GBR	01:24:07	08:03:16	05:19:30	15:13:25	1031
144	850	Temo Kushashvili	 - GEO	01:31:09	07:51:27	05:28:43	15:19:47	1000
145	953	lewis walsh	 - GBR	01:32:36	07:39:11	05:43:57	15:20:49	1000
146	836	Daniel Hunter	 - GBR	01:31:45	08:05:46	05:21:25	15:22:32	1000
147	790	Morgan Edwards	 - GBR	01:23:46	07:45:20	05:56:09	15:23:30	1000
148	879	Sam Mills	 - GBR	01:19:30	08:06:37	05:31:05	15:24:19	1000
149	909	Robert Reece	 - GBR	01:32:25	08:35:31	04:56:40	15:25:10	1000
150	739	Chris Benson	 - GBR	01:20:37	08:25:04	05:24:50	15:28:03	1000
151	921	Thomas Schilling	 - GBR	01:47:31	07:47:08	05:36:55	15:31:35	1000
152	925	Edward Shepherd	 - GBR	01:11:03	08:29:10	05:33:24	15:32:25	1000
153	760	Chris Chucas	 - GBR	01:32:09	08:40:22	05:00:02	15:41:19	1000
154	853	Olly Lawson	 - GBR	01:33:20	07:58:41	05:46:48	15:41:23	1000
155	830	George Holden	 - GBR	01:09:28	07:51:41	06:30:49	15:44:59	1000
156	888	Gavin Nicholl	 - GBR	01:21:35	08:05:28	05:59:33	15:53:58	1000
157	950	Jonathon Vaughan	 - GBR	01:54:46	07:50:43	05:43:40	15:56:30	1000
158	907	Adam Pusztai	 - HUN	01:38:49	08:01:27	05:55:48	16:05:22	1000
159	821	William Hayman-Brown	 - GBR	01:38:07	08:29:29	05:25:14	16:05:32	1000
160	849	curtis knapton	 - GBR	01:28:51	08:40:58	05:42:09	16:06:53	1000
161	842	Craig Johnston	 - GBR	01:35:19	05:52:03	05:47:00	16:08:01	1000
162	889	Michael O'Grady	 - GBR	01:39:03	08:28:18	05:51:44	16:17:36	1000
163	906	Craig Pirie	 - GBR	01:40:31	08:23:44	05:43:15	16:19:39	1000
164	904	Rich Phillips	 - GBR	01:47:34	08:06:38	06:11:01	16:21:13	1000
DNF	896	Richard Packer	 - GBR	01:58:20	08:27:08			
DNF	725	David Anderson	 - GBR	01:27:20	08:44:39			
DNF	915	James Rogers	 - GBR	01:39:56	09:04:18			
DNF	949	Christopher Underwood	 - GBR	01:35:01				
DNF	775	ashley craighill	 - GBR	01:14:34				
DNF	779	Oliver Dancey	 - GBR	01:31:13				
DNF	803	Will Bles	 - GBR	01:04:23	06:25:53			
DNF	844	Wesley Kellingray	 - GBR			17:13:58	10:46:50	

**Age Groups - Divisions Results**

**Men 30-34**

Pos	Start #	Athlete	Country				Time	AMA
DNF	862	Tony MacLean	 - GBR	01:49:22	06:40:55			
DNF	870	Josh McAleer	 - GBR	01:20:57	09:02:56			
DNF	894	Daniel Owens	 - GBR	01:32:19	08:50:57			
DNF	898	Franco Pardini	 - GBR	01:11:59	06:02:04			
DNF	200	Thibaut Franceschi	 - FRA	01:07:08				
DNF	944	Gareth Tones	 - GBR	01:28:03				
DNF	956	Curt Watts	 - GBR					
DNF	750	Jay Brittles	 - IRL	01:22:59				
DNF	761	Michael Clayton	 - GBR	01:42:03				
DNF	771	Samuel Coupland	 - GBR	01:18:33				
DNF	778	Alex Dalton	 - GBR	01:11:13	05:35:43			
DNF	819	Aiden Hardman	 - GBR	01:47:34	08:46:10			
DNF	826	Steven Hendrie	 - GBR	01:10:21				

**Men 25-29**

Pos	Start #	Athlete	Country				Time	AMA
1	664	Fraser Minnican	 - GBR	00:49:03	05:23:05	03:17:40	09:37:47	5000
2	568	Benjamin Akin	 - GBR	01:13:04	05:29:22	03:22:05	10:12:56	4578
3	682	Christian Preece	 - GBR	01:03:44	05:50:13	03:16:33	10:17:17	4526
4	146	Ryan Snee	 - GBR	01:18:42	05:56:49	03:22:02	10:44:52	4195
5	639	Andrew Kelly	 - GBR	01:10:42	05:43:37	03:41:37	10:45:15	4190
6	629	Oliver Hewitt	 - GBR	01:13:43	05:56:56	03:29:59	10:49:55	4134
7	581	George Bonnick	 - GBR	01:01:35	06:07:58	03:24:39	10:55:10	4071
8	659	Lee McCarron	 - GBR	01:01:17	06:13:05	03:43:39	11:06:17	3938
9	670	Tom Nicholas	 - GBR	01:13:22	05:57:06	03:48:10	11:11:05	3880
10	585	Ross Brogan	 - GBR	01:07:42	06:16:22	03:42:32	11:17:03	3808
11	693	Daniel Smallbone	 - GBR	01:09:39	06:19:46	03:40:32	11:21:21	3757
12	633	Charlie Horner	 - GBR	01:12:18	05:52:20	04:06:08	11:21:22	3757
13	619	Luke Goldsworthy	 - GBR	01:05:32	06:30:29	03:35:54	11:22:26	3744
14	571	Ben Anderson	 - GBR	01:04:19	06:20:03	03:56:12	11:26:32	3695
15	603	Matthew Davies	 - GBR	01:03:23	06:26:46	03:47:30	11:27:41	3681
16	197	Gregory Godley	 - GBR	01:15:35	06:28:35	03:39:08	11:35:08	3591
17	677	Michael Peace	 - GBR	01:05:37	06:45:08	03:50:21	11:53:23	3372
18	689	Daniel Richardson	 - GBR	01:28:30	06:17:49	03:55:21	11:54:41	3357
19	637	Harry Jones	 - GBR	01:21:07	06:32:43	03:55:58	12:01:54	3270
20	688	Jack Rees	 - GBR	01:11:27	06:40:12	03:58:14	12:02:56	3258
21	711	Lewis Turner	 - GBR	01:17:03	06:04:38	04:33:23	12:03:07	3256
22	695	Jamie Smith	 - GBR	01:29:57	06:46:04	03:40:27	12:09:41	3177
23	301	Ryan Kirkman	 - GBR	01:20:54	06:26:10	04:10:21	12:10:38	3165
24	610	Daniel Fairclough	 - GBR	01:11:45	06:56:43	03:46:10	12:13:06	3136
25	672	daniel o'connor	 - GBR	01:06:28	06:34:31	04:26:14	12:19:09	3063
26	673	James O'Gallagher	 - GBR	01:12:30	07:05:19	03:50:16	12:26:07	2980
27	601	Joshua Currass	 - GBR	01:24:19	06:44:53	03:57:03	12:26:57	2970



**Age Groups - Divisions Results**

**Men 25-29**

Pos	Start #	Athlete	Country				Time	AMA
28	651	Alex Lowe	 - GBR	01:11:13	06:49:24	04:11:53	12:28:38	2949
29	608	Freddie Edwards	 - GBR	01:10:48	06:46:19	04:16:38	12:29:58	2933
30	574	Morgan Baker	 - GBR	01:23:42	06:58:35	03:51:33	12:33:24	2892
31	632	Chris Holness	 - GBR	01:13:44	06:22:10	04:52:03	12:36:58	2849
32	686	Matthew Range	 - GBR	01:35:56	06:23:40	04:13:52	12:37:44	2840
33	623	Andrew Halliwell	 - GBR	01:36:36	06:57:21	03:58:58	12:47:22	2725
34	654	Piotr Manasterski	 - POL	01:08:59	07:23:09	03:55:34	12:47:49	2719
35	196	Louis Dawson	 - GBR	01:11:42	06:58:09	04:24:49	12:48:13	2714
36	594	Peter Close	 - GBR	01:15:47	06:55:09	04:31:10	12:57:16	2606
37	720	Conor Wright	 - GBR	01:18:38	07:06:28	04:12:05	12:58:58	2585
38	607	Jonathan Earp	 - GBR	01:09:06	07:21:08	04:13:22	13:05:14	2510
39	646	Robert lawson	 - GBR	01:21:10	07:04:58	04:16:59	13:05:53	2502
40	700	Thomas Spencer	 - GBR	01:29:55	07:08:42	04:11:54	13:07:56	2478
41	598	Jake Crawley	 - GBR	01:22:15	07:27:34	04:09:40	13:11:11	2439
42	624	Aaron Handley	 - GBR	01:27:39	06:38:50	04:40:08	13:12:34	2422
43	697	Oliver Smith	 - GBR	01:19:19	07:09:18	04:28:39	13:13:56	2406
44	638	Terence Jones	 - GBR	01:35:34	06:55:16	04:34:14	13:21:57	2310
45	600	Andrew Cunningham	 - GBR	01:40:35	07:14:39	04:12:23	13:22:47	2300
46	580	Scott Bodman	 - GBR	01:19:29	07:00:49	04:46:05	13:23:41	2289
47	591	Adam Bullough	 - GBR	01:33:18	07:14:58	04:21:30	13:27:02	2249
48	653	michael Lyon	 - GBR	01:25:13	07:22:08	04:26:05	13:31:52	2191
49	611	Joshua Farrell	 - GBR	01:25:41	07:15:31	04:32:01	13:32:05	2188
50	628	Victor Hearn-Yeates	 - GBR	01:18:47	07:43:16	04:08:21	13:33:06	2176
51	702	Daniel Stein	 - GBR	01:32:26	07:33:07	04:11:20	13:36:16	2138
52	582	George Boxall	 - GBR	01:27:33	07:37:13	04:14:23	13:38:49	2107
53	718	Wilfred Whitehouse	 - GBR	01:20:26	07:30:44	04:38:09	13:45:01	2033
54	709	Chad Tinnuche	 - GBR	01:22:51	07:13:50	04:54:29	13:49:56	1974
55	617	Tom Franklyn	 - GBR	01:20:21	07:16:46	04:56:05	13:50:19	1969
56	701	Daniel Steen	 - GBR	01:37:04	07:44:02	04:19:28	13:50:58	1961
57	660	Thomas McCollin	 - GBR	01:21:12	07:31:37	04:42:58	13:56:03	1900
58	597	Gavin Cowper	 - GBR	01:29:55	07:45:03	04:22:41	13:56:31	1895
59	657	Liam Mc Grane	 - IRL	01:42:37	07:36:23	04:17:00	13:57:26	1884
60	576	Josh Benbow	 - GBR	01:27:38	07:28:51	04:35:30	13:58:07	1876
61	687	Jake Redgate-Large	 - GBR	01:26:53	07:29:11	04:39:15	13:59:55	1854
62	634	lewis horsley	 - GBR	01:27:06	07:39:49	04:33:27	14:00:53	1842
63	604	Jake Dean	 - GBR	01:48:30	07:16:25	04:36:55	14:06:32	1775
64	573	Edward Baggs	 - GBR	01:28:05	07:22:10	04:54:53	14:08:36	1750
65	589	Oliver Brown	 - GBR	01:13:47	07:39:46	05:02:56	14:12:00	1709
66	642	Corrie King	 - GBR	01:14:02	07:18:25	05:16:33	14:12:03	1708
67	614	Peter Fishwick	 - GBR	01:43:59	07:18:07	04:58:10	14:16:37	1654
68	696	Craig Smith	 - GBR	01:41:52	07:34:41	04:39:32	14:18:17	1634
69	593	Thomas Clay	- GBR	01:19:36	07:26:28	05:12:32	14:21:21	1597
70	640	James Kidd	- GBR	01:42:22	07:16:34	05:17:53	14:30:18	1489

**Age Groups - Divisions Results**

**Men 25-29**







Pos	Start #	Athlete	Country				Time	AMA
71	674	James Ogilvie	 - GBR	01:24:18	07:53:05	04:41:41	14:31:08	1479
72	595	Tim Collins	 - GBR	01:29:27	07:41:47	05:00:51	14:32:19	1465
73	625	Sam Harmsworth	 - GBR	01:09:37	08:15:53	04:50:02	14:37:07	1408
74	643	Sam Kinsella	 - GBR	01:23:48	07:59:26	04:52:06	14:38:34	1390
75	656	Joe Mawby	 - GBR	01:30:18	07:31:01	05:18:14	14:38:54	1386
76	698	Andrew Sneddon	 - GBR	01:25:44	07:52:18	04:58:26	14:39:50	1375
77	717	Mike Weston	 - GBR	01:37:04	07:44:58	05:08:19	14:40:17	1370
78	584	Lewis Briggs	 - GBR	01:28:56	07:30:11	05:25:50	14:40:58	1361
79	667	Joshua Murray	 - GBR	01:27:41	07:42:48	05:07:48	14:42:34	1342
80	713	Tom Waddell	 - GBR	01:30:56	07:30:32	05:37:58	14:53:38	1209
81	592	Samuel Burdett	 - GBR	01:21:06	08:41:27	04:40:10	14:55:01	1193
82	583	Alfie Brierley	 - GBR	01:34:39	08:00:40	05:04:11	14:56:17	1178
83	684	Tommy Price	 - GBR	01:22:28	08:47:53	04:32:06	15:00:51	1123
84	588	Lewis Broome	 - GBR	01:41:54	07:59:58	04:55:02	15:02:31	1103
85	715	Joseph Walsh	 - GBR	01:23:08	08:04:01	05:11:15	15:02:41	1101
86	606	Ben Donaldson	 - GBR	01:26:34	07:58:23	05:22:52	15:04:47	1076
87	567	Josh Adam	 - GBR	01:14:20	07:54:15	05:43:45	15:05:47	1064
88	636	Matthew Jackson	 - GBR	01:16:01	08:10:41	05:32:03	15:15:22	1000
89	712	Michael Vilen-Letts	 - GBR	01:16:22	08:14:54	05:13:43	15:18:04	1000
90	587	Jamie Brooks	 - GBR	01:38:36	07:44:40	05:30:08	15:22:41	1000
91	681	Matthew Potter	 - GBR	01:32:07	08:17:35	05:12:44	15:24:50	1000
92	662	Ross McGregor	 - GBR	01:17:41	08:20:35	05:26:50	15:31:39	1000
93	609	William Evans	 - GBR	01:24:56	08:28:48	05:25:40	15:36:54	1000
94	635	Dominic Hudson	 - GBR	01:09:02	08:48:37	05:28:07	15:38:52	1000
95	652	Joe Ludwig	 - GBR	01:27:30	08:00:15	05:56:55	15:57:26	1000
96	590	James Buckingham	 - GBR	01:23:59	08:16:29	06:00:53	15:58:56	1000
97	627	Edward Hawes	 - GBR	01:20:52	08:12:12	06:06:08	16:03:22	1000
98	710	Ryan Trueman	 - GBR	01:24:09	08:28:13	06:10:38	16:24:53	1000
DNF	613	Ben Finch	 - GBR	01:52:57	06:18:59			
DNF	626	kieran harvey	 - GBR	01:30:33				
DNF	649	Chunbin Liu	 - GBR	01:54:34				
DNF	685	Ben Quitman	 - GBR	01:14:16				
DNF	691	Elliot Sharp	 - GBR	01:04:35				
DNF	708	Joe Taylor	 - GBR	01:41:46				
DNF	570	Jourdan Ambrose-Green	 - GBR	01:43:21	09:03:48			
DNF	577	Paul Bergamini	 - GBR	01:44:23	08:50:36			
DNF	579	Jonnie Blackman	 - GBR	01:17:02				
DNF	612	Connor Farren	 - GBR	01:34:05				
DSQ	648	Matthew Lewis	 - GBR					

**Men 18-24**

Pos	Start #	Athlete	Country				Time	AMA
1	565	Oscar Williamson	 - GBR	01:09:16	06:09:51	04:04:54	11:34:02	5000

**Age Groups - Divisions Results**






**Men 18-24**

Pos	Start #	Athlete	Country				Time	AMA
2	529	Samuel Cusworth	 - GBR	01:18:48	06:30:55	03:40:02	11:38:33	4945
3	559	Tom Storey	 - GBR	01:15:43	06:38:09	04:11:29	12:18:17	4469
4	534	Ryan Edwards	 - GBR	01:23:59	06:22:36	04:17:18	12:24:33	4393
5	558	Callum Stewart	 - GBR	01:31:44	06:30:35	04:24:40	12:41:31	4190
6	524	Cameron Caldwell	 - GBR	01:35:13	06:58:49	04:09:25	12:56:29	4010
7	533	George Dowle	 - GBR	01:13:07	06:50:48	04:40:12	12:56:52	4006
8	537	Rob Fraser	 - GBR	01:16:58	07:47:23	03:55:52	13:21:17	3713
9	542	Matthew Jackson	 - GBR	01:01:23	07:21:32	04:41:10	13:22:41	3696
10	521	Davey Brookes	 - GBR	01:17:52	06:54:02	05:02:37	13:25:04	3667
11	566	George Young	 - GBR	01:33:40	07:19:43	04:16:22	13:31:23	3591
12	552	Lewis Pethig	 - GBR	01:31:32	07:05:41	04:39:34	13:34:39	3552
13	538	Jack Harris	 - GBR	01:27:27	07:13:28	04:28:28	13:35:13	3545
14	517	Peryf Ab Owain	 - GBR	01:13:50	07:03:57	05:18:00	13:46:16	3413
15	531	Alexander De Kare-Silver	 - GBR	01:12:26	07:28:49	04:42:19	13:48:12	3390
16	544	Henry King	 - GBR	01:27:57	07:39:24	04:43:49	14:12:15	3101
17	562	Connor Tyler	 - GBR	01:14:04	07:53:12	04:47:39	14:16:27	3051
18	532	Nathan Dean	 - GBR	01:10:38	08:02:50	04:44:21	14:20:01	3008
19	561	Adam Todhunter	 - GBR	01:13:38	07:43:13	05:05:05	14:23:24	2967
20	522	Alfie Brooks	 - GBR	01:36:01	07:24:31	05:18:47	14:36:05	2815
21	546	Peter MacGlashan	 - GBR	01:38:48	07:30:07	05:03:11	14:39:06	2779
22	554	Tom Rogers	 - GBR	01:28:29	08:15:16	05:09:17	15:10:26	2403
23	527	James Cole	 - GBR	01:39:55	07:42:35	05:36:09	15:15:53	2337
24	560	Daniel Sykes	 - GBR	01:44:19	07:05:18	05:52:51	15:18:58	2300
25	549	Ryan Moss	 - GBR	01:39:16	08:15:47	04:58:11	15:19:32	2294
26	520	Matthew Barrett	 - GBR	01:20:32	08:25:56	05:19:14	15:24:32	2234
27	523	Harvey Brooks	 - GBR	01:29:18	07:43:24	05:56:40	15:26:17	2213
28	551	Gareth Paulls	 - GBR	01:31:31	08:32:38	06:21:25	16:44:01	1280
DNF	519	Joe Baddeley	 - GBR	01:22:08	08:48:48			
DNF	540	Nakul Hirani	 - GBR	01:16:46	09:29:03			
DNF	553	Alastair Prince	 - GBR	01:33:28	08:59:18			
DNF	518	william Averill	 - GBR	01:23:39				
DNF	556	Harvey Scowcroft	 - GBR	01:08:43				

**Women 70-74**











Pos	Start #	Athlete	Country				Time	AMA
DNF	515	elizabeth wilson	 - GBR	01:56:52				

**Women 60-64**

















Pos	Start #	Athlete	Country				Time	AMA
1	511	Jane Pennington	 - GBR	01:22:52	08:27:46	05:26:57	15:55:57	5000
2	510	sharon Langton	 - GBR	01:31:59	08:28:55	06:00:26	16:14:27	4778

**Women 55-59**























**Age Groups - Divisions Results**

Pos	Start #	Athlete	Country				Time	AMA
1	145	Jenny Holden	 - IRL	01:16:30	06:59:29	04:29:25	12:54:45	5000
2	498	Liz Dawson	 - GBR	01:08:53	07:55:06	04:56:51	14:32:37	3825
3	506	Sandra Walbran	 - GBR	01:20:14	08:14:15	05:08:30	15:07:48	3403
4	501	Dawn McCafferty	 - GBR	01:49:05	07:49:24	05:16:16	15:23:15	3218
5	505	Karen Simister	 - GBR	01:09:18	08:07:27	06:25:50	16:04:07	2727
6	502	Julia Moore	 - GBR	01:35:31	08:39:09	05:45:06	16:22:54	2502
DNF	499	Julie Harrison	 - GBR	01:19:52	08:10:10			

**Women 50-54**















Pos	Start #	Athlete	Country				Time	AMA
1	516	Emma-Jane Bradfield	 - GBR	01:32:25	06:45:42	04:14:42	12:50:38	5000
2	494	Louise Wallis	 - GBR	01:29:24	07:38:00	04:35:14	14:05:06	4106
3	490	Joanne Smith	 - GBR	01:23:36	07:36:17	04:58:50	14:23:51	3881
4	495	Janine Webb	 - GBR	01:35:25	07:39:39	04:56:12	14:28:43	3823
5	268	Gillian Ramsden	 - GBR	01:31:40	07:48:25	05:24:06	14:56:28	3490
6	482	Vanessa Cox	 - GBR	01:22:48	08:04:32	05:34:40	15:28:36	3104
7	491	Sally Taylor	 - GBR	01:23:26	08:37:54	05:30:09	15:48:59	2859
8	480	Anna Clodfelter	 - GBR	01:51:25	08:12:30	05:34:46	15:53:33	2805
9	496	Kerry Wilson	 - GBR	01:19:51	08:47:00	06:15:15	16:46:56	2164
DNF	144	Antonella Petrangeli	 - ITA	01:39:47	08:46:41			
DNF	485	Lindsay Hobden	 - GBR	01:50:40				
DNF	486	Michelle Knight	 - GBR	01:44:13				
DNF	489	Helen Ryan	 - GBR	01:19:38				

**Women 45-49**





















Pos	Start #	Athlete	Country				Time	AMA
1	470	Mary Thorneloe	 - GBR	01:15:52	07:17:37	03:36:47	12:25:46	5000
2	445	Susan Fairfax	 - GBR	01:11:40	07:03:48	04:09:38	12:37:16	4862
3	468	Helen Talbot	 - GBR	01:05:49	06:53:52	04:21:38	12:38:44	4844
4	466	Susan Smith	 - GBR	01:25:02	06:57:12	04:15:05	12:51:05	4696
5	441	Jane Counsell	 - GBR	01:43:05	07:07:06	04:06:21	13:07:33	4498
6	472	Elizabeth Vernon	 - GBR	01:10:10	07:08:45	05:14:08	13:46:18	4033
7	264	Donna Cooper	 - GBR	01:30:19	07:44:30	05:01:12	14:28:28	3527
8	437	Katherine Bonner	 - GBR	01:22:33	07:23:40	05:15:25	14:32:11	3483
9	462	Frances Recchia	 - GBR	01:20:34	07:37:08	05:19:31	14:39:09	3399
10	456	Ruth Knowles	 - GBR	01:18:40	07:41:17	05:23:43	14:44:31	3335
11	435	Abby Astle	 - GBR	01:52:37	07:41:16	04:58:23	14:46:55	3306
12	286	Rachel Price	 - GBR	01:33:43	07:39:18	05:14:24	14:48:47	3283
13	444	Rosie Elliott	 - GBR	01:44:43	07:48:51	05:15:32	15:06:51	3067
14	447	Teresa Fitzwilliam	 - GBR	01:13:24	08:19:14	05:15:10	15:09:20	3037
15	263	Louise Cain	 - GBR	02:00:14	07:36:08	05:16:05	15:09:21	3037
16	465	Victoria Sharpin	 - GBR	01:48:15	07:39:47	05:20:44	15:11:00	3017
17	287	Kirsty Taylor	 - GBR	01:32:37	07:39:59	05:35:17	15:22:54	2874
18	446	Janine Fallon	 - GBR	01:30:54	08:40:12	04:47:54	15:22:55	2874
19	455	Shaleen Jones	 - GBR	01:39:07	08:19:28	05:11:06	15:35:46	2720

**Age Groups - Divisions Results**

**Women 45-49**






Pos	Start #	Athlete	Country				Time	AMA
20	460	Paula Milne	 - GBR	01:35:13	08:35:58	05:18:59	15:49:09	2559
21	463	Claire Rowcliffe	 - GBR	01:29:06	08:12:12	05:49:12	15:49:49	2551
22	461	Suzie Parker	 - GBR	01:22:57	08:20:48	05:43:28	15:55:33	2482
23	459	Susanne Lyon	 - GBR	01:35:45	08:30:55	05:29:59	16:02:13	2402
24	439	Sarah Chambers	 - GBR	01:31:10	08:31:40	05:48:17	16:16:08	2235
25	451	Sally Haycock	 - GBR	01:36:14	08:18:24	05:59:52	16:18:40	2205
26	449	Caroline Hadfield	 - GBR	01:52:01	08:26:12	06:08:03	16:42:20	1921
DNF	265	Johanna Dodsworth	 - GBR	01:24:31	07:41:42			
DNF	266	Sarah Hasalm	 - GBR	01:37:11	07:01:37			
DNF	438	Tracey Brenton	 - GBR	01:47:54	08:03:58			
DNF	454	Joanna Johnson	 - GBR	01:25:30	09:14:19			

**Women 40-44**




























Pos	Start #	Athlete	Country				Time	AMA
1	409	Kate Corcoran	 - GBR	01:06:52	06:27:17	03:25:00	11:07:53	5000
2	426	Samantha Scott	 - GBR	01:10:56	07:09:32	04:06:30	12:42:20	3866
3	143	Caroline Pearce	 - GBR	01:13:50	06:58:08	04:25:19	12:47:36	3803
4	427	Mel Seddon	 - GBR	01:31:27	07:17:29	04:08:16	13:21:11	3400
5	241	Karen Hancock	 - GBR	01:18:20	07:18:30	04:35:55	13:31:05	3281
6	408	Jo Combe	 - GBR	01:42:08	07:52:48	04:16:57	14:13:17	2775
7	424	Abby Sanderson	 - GBR	01:27:03	08:18:40	04:27:53	14:31:48	2553
8	412	Gwennan Henstock	 - GBR	01:22:48	08:14:43	04:44:40	14:42:20	2426
9	261	Melanie Crompton	 - GBR	01:37:32	07:49:35	05:01:14	14:45:53	2384
10	418	Claire Masterton	 - GBR	01:20:38	07:33:35	05:28:33	14:47:02	2370
11	410	Vera Efimova	 - RUS	01:28:58	08:16:12	04:38:07	14:47:40	2362
12	429	Laura Smith	 - GBR	01:22:26	08:19:37	04:38:14	14:48:18	2355
13	404	Helen Ballantyne	 - GBR	01:19:32	08:26:06	04:42:38	14:48:19	2354
14	285	Jen Edlington	 - GBR	01:43:50	07:34:10	05:19:52	14:52:55	2299
15	406	Elaine Boow	 - GBR	01:20:00	07:46:04	05:39:12	14:56:52	2252
16	240	Lara Cawley-Dickinson	 - GBR	01:32:52	08:13:28	04:45:43	15:05:19	2150
17	434	Margaret Williams	 - GBR	01:15:01	07:52:59	05:37:52	15:07:55	2119
18	425	Zoe Savage	 - GBR	01:50:09	08:22:31	05:16:36	15:44:54	1675
19	420	Karen Moran	 - GBR	01:16:33	08:10:25	05:54:22	15:49:22	1622
20	403	Toni Ashton	 - GBR	01:21:43	08:24:42	05:40:27	15:54:32	1560
21	262	Lori McArthur	 - GBR	01:28:15	08:09:34	06:13:48	16:22:22	1226
22	414	karen kelly	 - GBR	01:43:20	08:30:25	05:53:57	16:26:01	1182
DNF	407	Sarah Clark	 - GBR	01:27:36				
DNF	416	Michelle Kenny	 - GBR	01:21:41				
DNF	421	Marie Palframan	 - GBR	01:46:50				
DNF	423	Rosemarie Rutherford	 - IRL	01:10:08				
DNF	430	Kelly Smith	 - GBR	01:43:26				
DNF	413	Ali Jones	 - GBR	01:28:35	09:12:17			
DNF	422	Della Powell	 - GBR	01:42:56				

**Age Groups - Divisions Results**















**Women 40-44**

Pos	Start #	Athlete	Country				Time	AMA
DNF	428	Zerrin Selen	 - GBR	01:25:50				
DNF	431	Marlena Taczarek	 - GBR	01:37:09				

**Women 35-39**

Pos	Start #	Athlete	Country				Time	AMA
1	101	Edwina Hartwell	 - GBR	01:02:51	06:33:44	03:49:05	11:31:45	5000
2	380	Nerys Jones	 - GBR	01:18:38	06:17:05	03:44:08	11:33:21	4980
3	372	Jenny Evans-Hill	 - GBR	01:07:57	06:42:10	04:17:03	12:18:13	4442
4	368	Emma Cooke	 - GBR	01:10:56	06:54:24	04:03:51	12:23:51	4374
5	390	Laura Starmer	 - GBR	01:22:26	06:26:00	04:24:01	12:26:36	4341
6	387	Charlotte Riddle	 - GBR	01:21:33	06:55:39	04:14:27	12:45:00	4121
7	381	Elizabeth Mahon	 - GBR	01:16:43	07:12:17	04:21:27	13:07:20	3853
8	395	Tanya Vengrinova	 - GBR	01:27:10	06:54:47	04:30:50	13:14:28	3767
9	369	Deborah Dickinson	 - GBR	01:11:46	07:21:13	05:00:37	13:49:50	3343
10	239	Rachael Gibson	 - GBR	01:25:11	07:37:30	04:39:52	13:57:32	3250
11	383	Seonaid Mclachlan	 - GBR	01:33:09	07:32:33	04:31:55	14:00:58	3209
12	397	Amy Whitehead	 - GBR	01:42:13	07:31:30	04:34:02	14:07:56	3125
13	385	Jennifer Murray	 - GBR	01:20:54	07:48:00	04:58:44	14:19:39	2985
14	386	Katie Ogden	 - GBR	01:17:46	07:32:23	05:11:56	14:20:44	2972
15	371	Eva Ellis	 - GBR	01:22:42	08:12:17	04:44:48	14:45:08	2679
16	377	Jo-Anne Gready	 - GBR	01:38:50	07:53:41	05:10:45	15:08:09	2403
17	394	Lucy Thompson-roberts	 - GBR	01:26:01	08:14:07	05:07:30	15:11:26	2363
18	393	Emma Thomas	 - GBR	01:34:04	08:25:05	05:11:44	15:28:30	2159
19	366	Lizzy Ahmed	 - GBR	01:30:35	08:15:37	05:44:31	15:44:34	1966
DNF	378	Liz Hammond	 - GBR	01:41:45				
DNF	379	Emily Hollands	 - GBR	01:40:56	08:38:23			
DNF	399	Chloe Woolf	 - GBR	01:23:20	07:47:14			
DNF	396	Melissa Vincent	 - GBR	01:43:38				
DNF	102	Suzanne Matonti	 - GBR	01:21:54				

**Women 30-34**











Pos	Start #	Athlete	Country				Time	AMA
1	195	Taryn Roberts	 - GBR	01:10:23	06:57:57	03:39:50	11:58:23	5000
2	341	Erica Hinchcliffe	 - USA	01:06:03	07:35:17	04:01:15	12:57:20	4292
3	357	Alice Taylor	 - GBR	01:21:41	06:47:05	04:44:48	13:03:05	4223
4	351	Marlene Orth	 - DEU	01:17:06	07:05:36	04:36:50	13:08:52	4154
5	331	Becky Brookes	 - GBR	01:28:57	07:13:20	04:21:35	13:22:16	3993
6	338	Lizzie Hamilton	 - GBR	01:27:02	07:31:18	04:20:35	13:40:44	3771
7	339	Zoe Hawkins	 - GBR	01:15:14	07:29:40	04:49:48	13:52:03	3636
8	336	Sarah Easton	 - GBR	01:32:57	07:41:04	04:19:04	13:52:52	3626
9	329	Katie Allen	 - GBR	01:21:11	07:10:16	05:08:03	13:53:19	3620
10	350	Louise Monington	 - GBR	01:35:21	07:23:37	04:59:04	14:10:50	3410
11	353	Sarah Poskitt	 - GBR	01:31:44	07:30:43	05:00:40	14:21:16	3285

**Age Groups - Divisions Results**

**Women 30-34**

Pos	Start #	Athlete	Country				Time	AMA
12	340	Annie Heaney	 - GBR	01:15:01	07:35:19	05:21:54	14:31:10	3166
13	356	Laura Scott	 - GBR	01:15:53	07:48:41	05:09:06	14:40:09	3058
14	342	Katie Holmes	 - GBR	01:22:33	07:59:56	05:08:44	14:51:33	2922
15	335	Emma Davids	 - GBR	01:45:34	08:19:58	05:38:21	16:05:18	2037
16	363	Carly Wardle	 - GBR	01:43:19	08:23:38	05:40:12	16:17:05	1895
DNF	354	Gail Purves	 - GBR	01:42:17				
DNF	364	Natasha Watkiss	 - GBR	01:18:05				
DNF	332	Hannah Bruce	 - GBR	01:05:02				
DNF	362	Gabriella Waller	 - HUN	01:42:27				

**Women 25-29**

Pos	Start #	Athlete	Country				Time	AMA
1	325	Ella Pearce	 - GBR	01:16:16	07:17:00	04:03:15	12:46:52	5000
2	193	Matilda Ashcroft	 - GBR	01:19:58	07:25:23	04:11:01	13:06:34	4763
3	316	Rebecca Collinson	 - GBR	01:15:06	07:18:10	04:20:05	13:08:31	4740
4	319	Amy Davis	 - GBR	01:18:50	07:23:19	04:36:58	13:31:36	4463
5	311	Katie Allan	 - GBR	01:17:08	07:32:56	04:32:50	13:36:52	4400
6	328	Lauren Wray	 - GBR	01:01:45	08:05:14	04:42:26	14:00:17	4119
7	324	Sophie Newton	 - GBR	01:26:47	08:00:40	04:45:54	14:27:26	3793
8	315	Amy Briggs	 - GBR	01:29:33	07:28:34	05:25:28	14:36:55	3679
9	327	Rebecca Spain	 - GBR	01:47:21	08:04:04	04:56:50	15:11:58	3258
DNF	312	Dominique Ambrose-Green	 - GBR	01:47:07	07:28:51			

**Women 18-24**

Pos	Start #	Athlete	Country				Time	AMA
1	309	Rosie Walsh	 - GBR	01:13:15	06:19:15	05:24:05	13:15:05	5000