



“to be the leader in providing relevant, quality statistics for the benefit of Samoa”

Finance Statistics Division

Government Finance Statistics & National Accounts Achievements and Developments

Presenter:

Uaina Kitona : Government Finance Statistics
Lilianetelani H Leleimalefaga: National Accounts Unit



“to be the leader in providing relevant, quality statistics for the benefit of Samoa”

PURPOSE:

- Achievements over the last three years
(Institutional Strengthening Project (ISP))
- Work in Progress and Future Developments



“to be the leader in providing relevant, quality statistics for the benefit of Samoa”

GOVERNMENT FINANCE STATISTICS [GFS]



“to be the leader in providing relevant, quality statistics for the benefit of Samoa”

WHAT IS...?

Government **F**inance **S**tatistics

Measures financial operation of government

A **system** to address evolving changes:

in the way countries maintain their government accounts, and

analyze data in these accounts

Current system - GFS 2001 been upgraded from GFS 1986



“to be the leader in providing relevant, quality statistics for the benefit of Samoa”

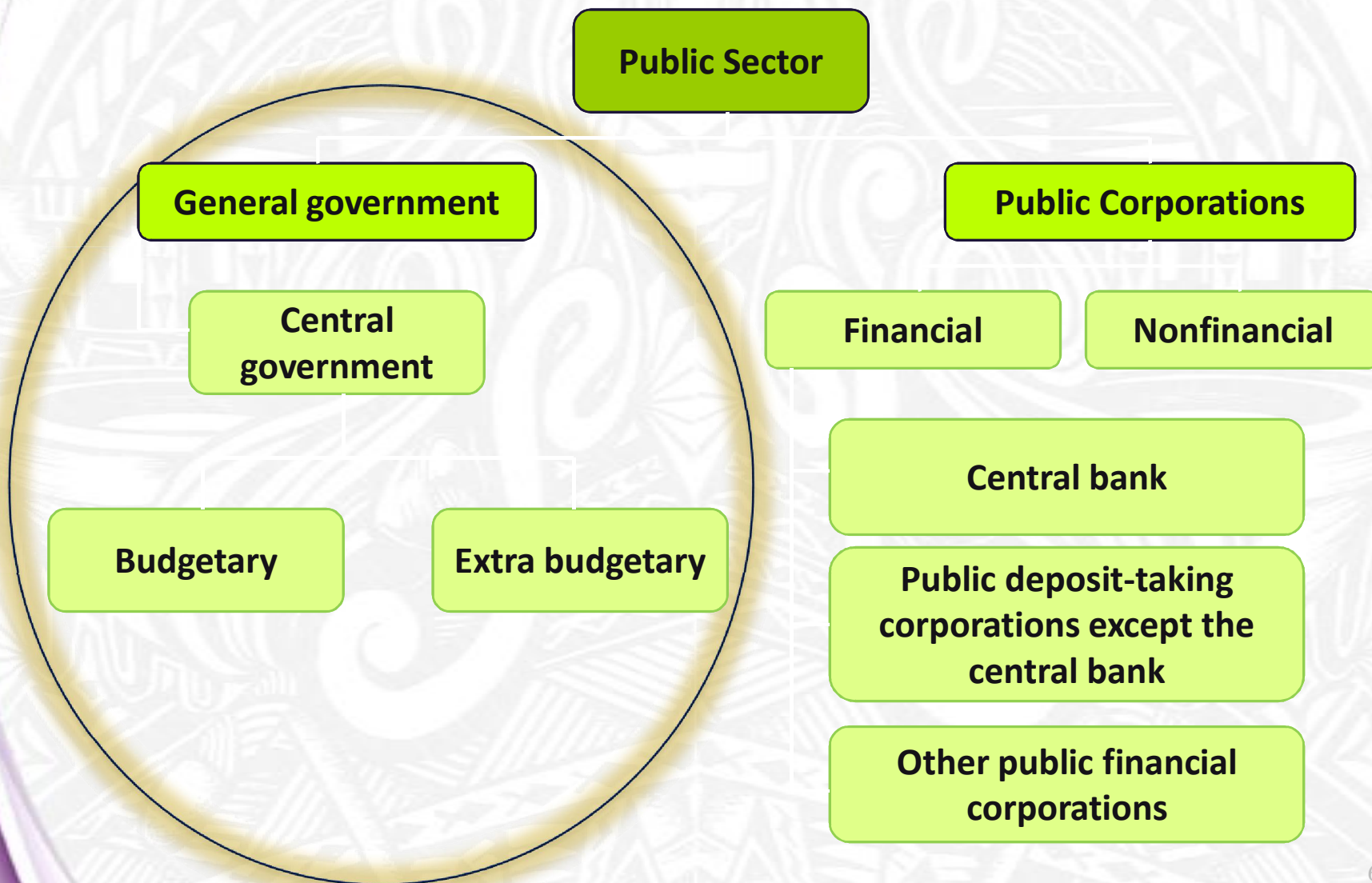
WHY CHANGED?

- The GFS 1986 system was more than 20 years old.
- Rapid changes in the global economy
- Upgraded to be harmonized with SNA 2008 system
- Reclassify revenues and expenditures to comply with international standards



“to be the leader in providing relevant, quality statistics for the benefit of Samoa”

The Public Sector





“to be the leader in providing relevant, quality statistics for the benefit of Samoa”

Total Revenue and Grants

- Tax and nontax revenue
- Capital revenue
 - Sales of fixed assets, stocks, land, and intangible assets
 - Capital transfers from nongovernmental sources
- Grants

Total Expenditure

- Current expenditure
- Capital expenditure
 - Purchases of fixed assets, stocks, land, and intangible assets
 - Capital transfers (Grants to public bodies)

Lending minus repayments

- Lending minus repayments (policy purposes)

Deficit/Surplus

Financing

- Change in cash, deposits, securities & equity held for liquidity purposes
- Net Borrowing
- Privatization proceeds

Revenue

Expense

Net/Gross Operating Balance

Net acquisition of NFA's

Net Lending/Borrowing

Net acquisition of FA's

Net incurrence of liabilities



“to be the leader in providing relevant, quality statistics for the benefit of Samoa”

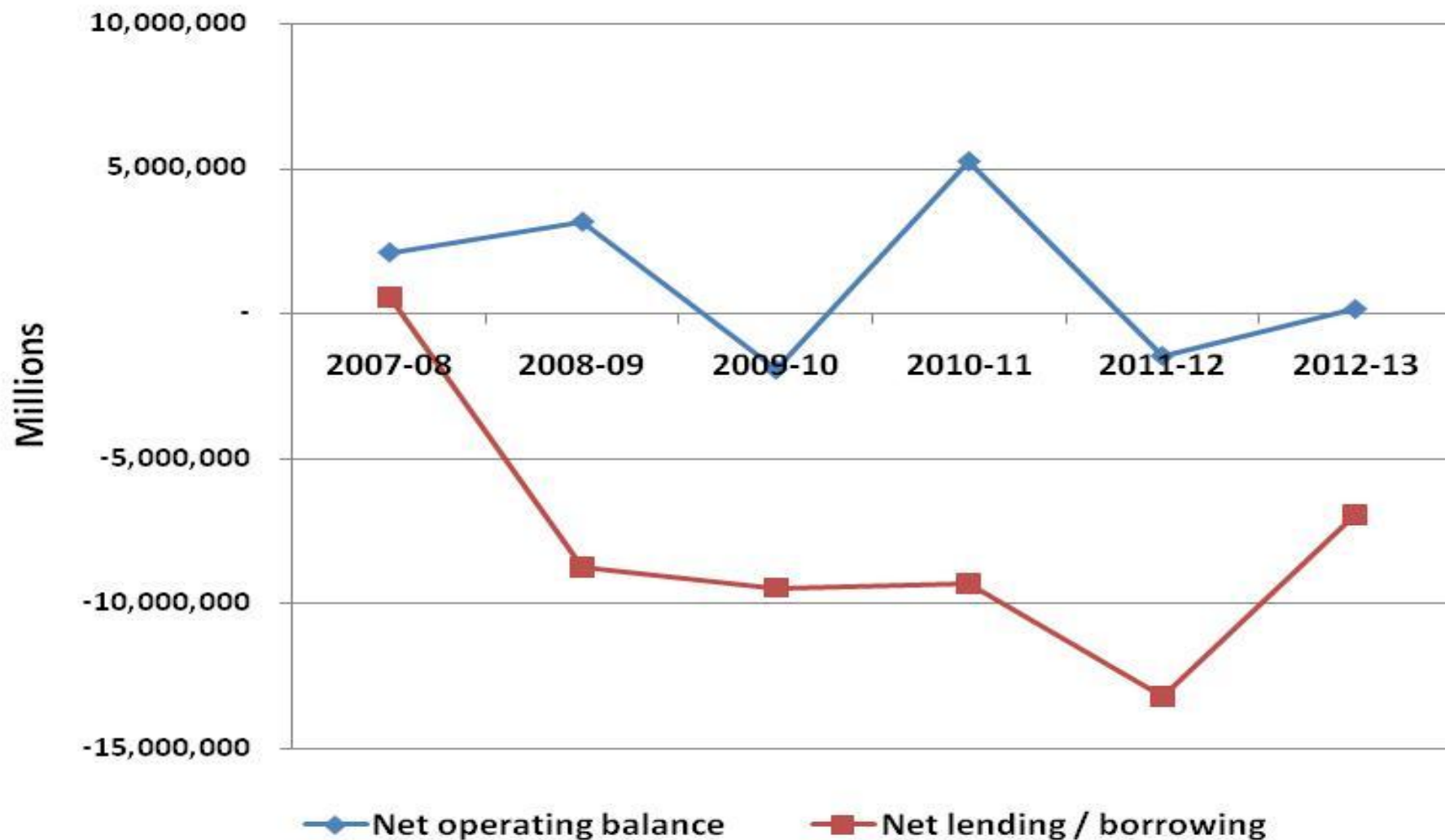
ACHIEVEMENTS

- Timeliness, Reliability and Accuracy of data improved
- More detail information is now available, operating expenses, revenues and expense on non financial assets
- Quality of publication improved
- Improved co-ordination and co-operation
- Systems have been integrated – GFS codes integrated into Finance One system
- GFS unit – 3 personnel
- Staff knowledge and skills have been upgraded
- Access to more training opportunities



“to be the leader in providing relevant, quality statistics for the benefit of Samoa”

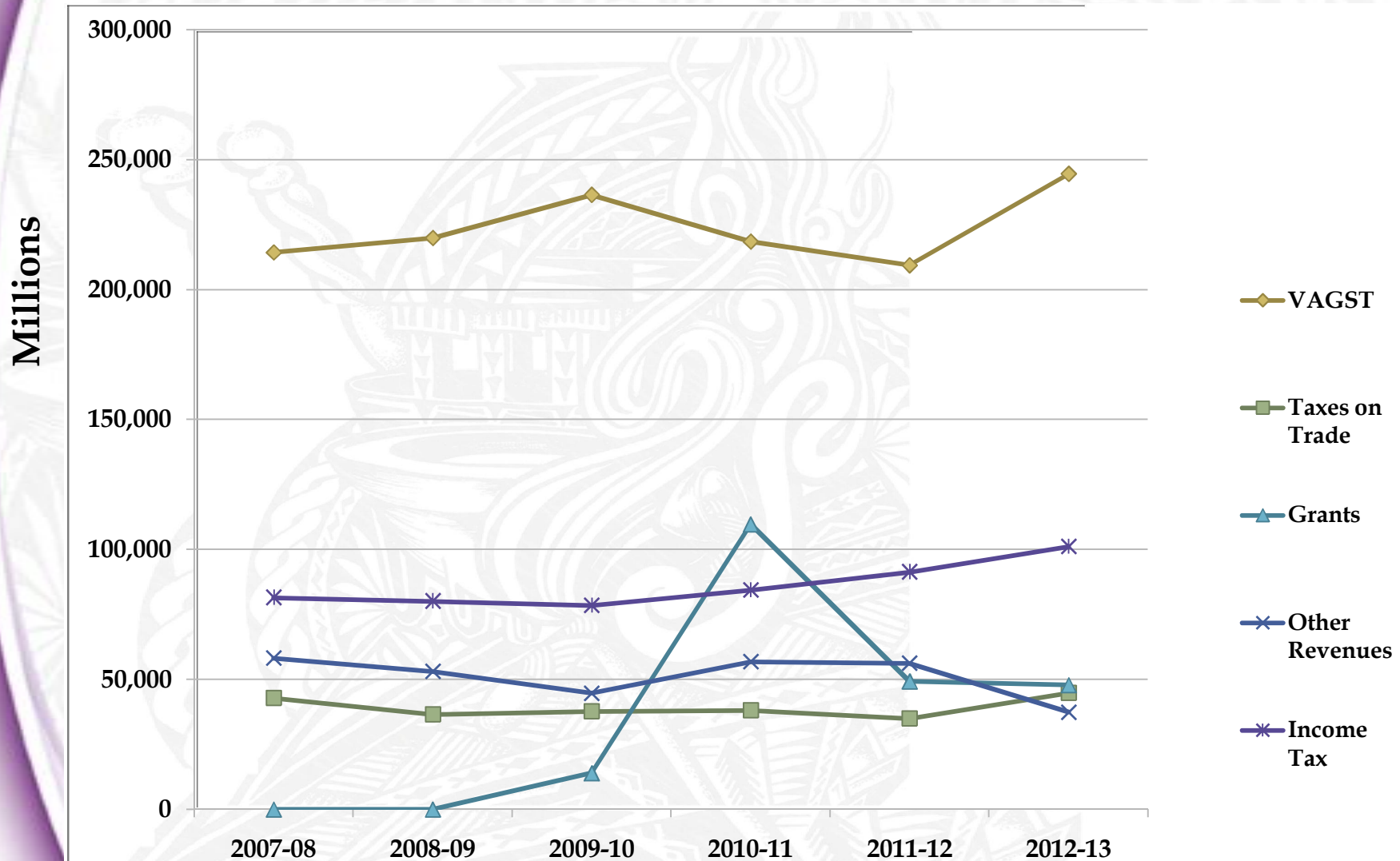
Fiscal Outlook FY 2007/08 - FY 2012/13





“to be the leader in providing relevant, quality statistics for the benefit of Samoa”

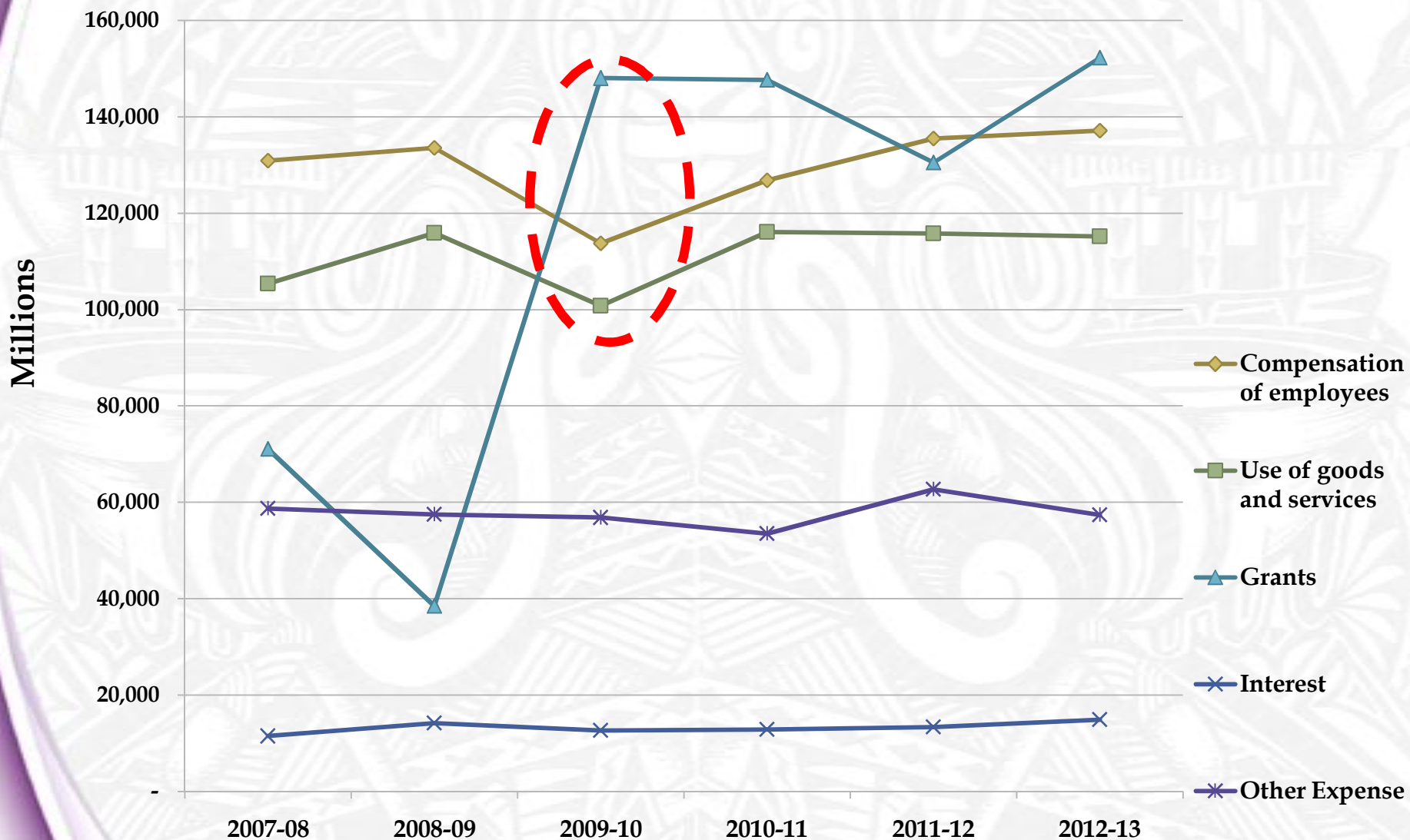
Major Revenues by type FY 2007/08 - FY 2012/13





“to be the leader in providing relevant, quality statistics for the benefit of Samoa”

Government Expenditure Composition FY 2012/2013

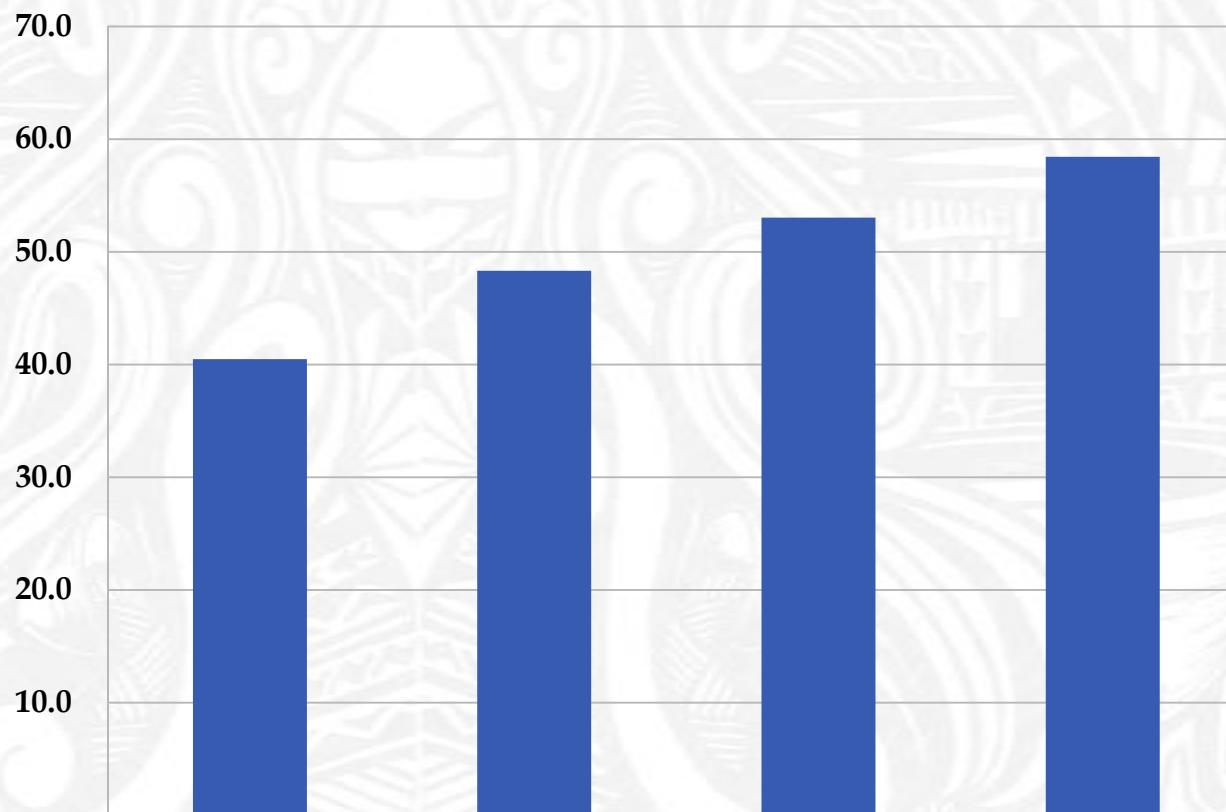




“to be the leader in providing relevant, quality statistics for the benefit of Samoa”

Debt as % of GDP

Total External Debt as % of GDP:



	2009	2010	2011	2012
■ Total External Debt as % of GDP:	40.4	48.3	53.0	58.4



“to be the leader in providing relevant, quality statistics for the benefit of Samoa”

GOVERNMENT FINANCE STATISTICS WORK IN PROGRESS & FUTURE DEVELOPMENTS

Quarterly GFS estimates:

- Refine and improve GFS framework
- Improved access to Administrative data, including Loan and Aid funded projects
- Systems harmonised and integrated
- Strengthen co-ordination and co-operation with MOF and CBS
- Access to training opportunities
- Metadata compiled (as part of the GFS compilation manual)
- Coverage improved and expanded, to include the Government Public Bodies (Public Sector)
- New indicators produced and compiled: Sector Statistics - COFOG



“to be the leader in providing relevant, quality statistics for the benefit of Samoa”

SECTOR STATISTICS

- ❖ COFOG – Classification Of Function Of Government
- ❖ COFOG is an international guideline used to classify money spent onto different sectors of the economy in the country.
- ❖ Sectors such as
Agriculture, Health, Education, Environment,
Law and Order etc....
- ❖ “Function of Government” was formerly
known as Expenditure by Function (GFS 1986)



“to be the leader in providing relevant, quality statistics for the benefit of Samoa”

GFS Milestones

- ▣ First island country to publish the indicator on a quarterly basis
- ▣ First island country to compile GFS at sector level and publish using the GFS 2001 framework
- ▣ Once complete, Samoa will be the first country in the region to have a full coverage of the:

“PUBLIC SECTOR STATISTICS”



“to be the leader in providing relevant, quality statistics for the benefit of Samoa”

NATIONAL ACCOUNTS

GDP(P) - Production

- Combines the value added of all the industries in the economy
- Value added = Output minus - intermediate consumption

Table 1(b): GDP by Industry – Constant prices

	Agriculture	Fishing	Food & Beverages manufacturing	Other manufacturing	Construction	Electricity and water	Commerce	Hotels, restaurants	Transport, Communication	Public administration	Finance and business services	Ownership of dwellings	Personal and other services	Less: Enterprise share of FISIM	Total Value added at market prices
Annual (000's Tala)															
2008	60,901	47,658	20,767	106,586	128,979	49,394	192,750	38,249	150,125	87,098	103,011	31,162	58,383	-13,175	1,061,889
2009	59,113	49,262	17,053	84,751	126,551	52,534	192,006	36,241	160,579	91,034	106,459	31,257	54,267	-13,956	1,047,151
2010	53,873	47,278	21,523	90,206	133,278	54,754	196,876	33,776	165,380	93,024	106,631	31,352	55,480	-14,135	1,069,298
2011	55,378	46,912	21,821	73,165	154,271	55,915	207,864	32,141	158,948	95,225	110,093	31,447	54,781	-14,478	1,083,484
2012	49,027	47,700	22,708	75,967	158,216	53,988	212,096	35,686	163,508	97,489	112,413	31,543	53,964	-14,788	1,099,517
Quarterly (000's Tala)															
Mar-13	10,993	11,112	5,036	15,480	38,717	13,234	53,054	5,812	@ 41,078	24,786	28,297	7,901	12,679	-3,929	264,249
Jun-13	13,609	11,286	5,253	@ 16,066	@ 38,090	@ 13,859	@ 53,055	@ 9,276	@ 39,190	25,136	@ 29,501	7,907	@ 14,628	-3,984	272,871
Sep-13	14,773	11,476	5,587	20,703	40,764	14,159	56,449	10,178	41,059	24,747	28,544	7,913	13,768	-3,761	286,360



“to be the leader in providing relevant, quality statistics for the benefit of Samoa”

NATIONAL ACCOUNTS

ACHIEVEMENTS

Quarterly/Annual GDP estimates:

Statistics Outputs

- Timeliness, Reliability and Accuracy of data improved
- Quality of publication improved
- Improved data sources (example: VAGST data from the MfR, almost 100% coverage, eliminated the need for adjustments and assumptions that needed to be built into the system in the early days)
- Improved co-ordination and co-operation
- Systems have been integrated (BOP, Trade data, GFS etc)

International Links

- Regular Contact with the Regional and International community (gives Samoa statistics more credibility and more training opportunities)

Human Resources

- Increase number of staff from 2 to 9, with National Accounts Unit of 5 staff
- Improved knowledge and skills
- Improved access to training opportunities



“to be the leader in providing relevant, quality statistics for the benefit of Samoa”

NATIONAL ACCOUNTS

WORK IN PROGRESS

Quarterly GDP estimates:

Statistics Outputs

GDP(P)

- Rebasing: Establish a new base level for (a tax level, price index, etc.)
- GDP (P) 2009 rebase estimates released in March/ April 2014
- Review the whole system (assumptions built in, methodology, sources)
- Simplified method
- Greater reliance on VAGST
- Coverage improved, industries expanded (examples: [Split industries.docx](#))
- Systems integrated and harmonized (adopted new benchmarks eg. 2008 HIES, 2009 AG, 2011 Pop Census, 2012 MAF Survey)
- New indicators produced and compiled (example: [Employment data, Ave Earnings from the NPF data](#))
- Improved access to Administrative data

GDP(E)

- $GDP(E) = C + G + I + NX$
- GDP (E) 2009 base release in March/ April 2014



“to be the leader in providing relevant, quality statistics for the benefit of Samoa”

NATIONAL ACCOUNTS

FUTURE DEVELOPMENTS

Quarterly GDP estimates:

- Refine and improve national accounts framework
- Systems integrated and harmonized with other macro-economic account systems
- Access to improve and updated data sources
- Improved access to Administrative data
- Strengthen co-ordination and co-operation
- Business Statistics Framework & Survey
- Capacity building program continues



“to be the leader in providing relevant, quality statistics for the benefit of Samoa”

NATIONAL ACCOUNTS GDP MILESTONE

- Samoa is the only country in the region that produces and publish the GDP estimates on a quarterly basis
- AND Samoa will be the only country in the region to produce and publish GDP (E) estimates



“to be the leader in providing relevant, quality statistics for the benefit of Samoa”

FAAFETAI LAVA

For more information email us at:
fsd@sbs.gov.ws