



BIRTHS, DEATHS and MARRIAGES DIVISION



CONTACT

- (685) 62000
- Level 1, Government Building FMFM II
- info.stats@sbs.gov.ws
- (685) 24675
P.O. Box 1151 Apia, Samoa

www.sbs.gov.ws



OUTLINE



BACKGROUND



BIRTHS



DEATHS



MARRIAGES

Background

❖ MJCA, MOF, SBS

❖ BDM Act 2002

❖ **Core Functions**

- To establish and maintain the Register
- To administer the registration system established by the Act and ensure that it operates efficiently, effectively, and economically
- To ensure that this Act is administered in the best way calculated to achieve its objectives in a cost effective manner

❖ **Other Functions**

- Correction/addition to information
- Searches/Verifications(NPF,Public Trust,MOP,AG,ACC,Immigration)
- Overseas Missions/Queries/Requests from other countries (MFAT)
- Conservation of records
- National Identification (NID)
- Producing statistics

Total Births by Year of Occurrence and Year of Registration

Year of Occurrence	Year of Registration								Grand Total
	2015	2016	2017	2018	2019	2020	2021	2022	
2015	1755	1142	614	1077	490	415	449	316	6258
2016		2289	1132	1080	457	324	264	481	6027
2017			1717	1944	601	310	288	507	5367
2018				2489	1293	336	248	548	4914
2019					2693	1010	180	562	4445
2020						3736	809	480	5025
2021							3343	1508	4851
2022								3922	3922
Grand Total	1755	3431	3463	6590	5534	6131	5581	8324	<u>40809</u>


Civil Registration Completeness (Births)

Year of Occur	Registered Births			Total Births (Pop Census 2021)			Completeness		
	F	M	T	F	M	T	F	M	T
2017	2568	2775	5343	2686	2847	5533	96	97	97
2018	2384	2505	4889	2710	2869	5579	88	87	88
2019	2080	2342	4422	2734	2891	5624	76	81	79
2020	2388	2618	5006	2758	2912	5670	87	90	88
2021	2253	2590	4843	2820	2936	5756	80	88	84

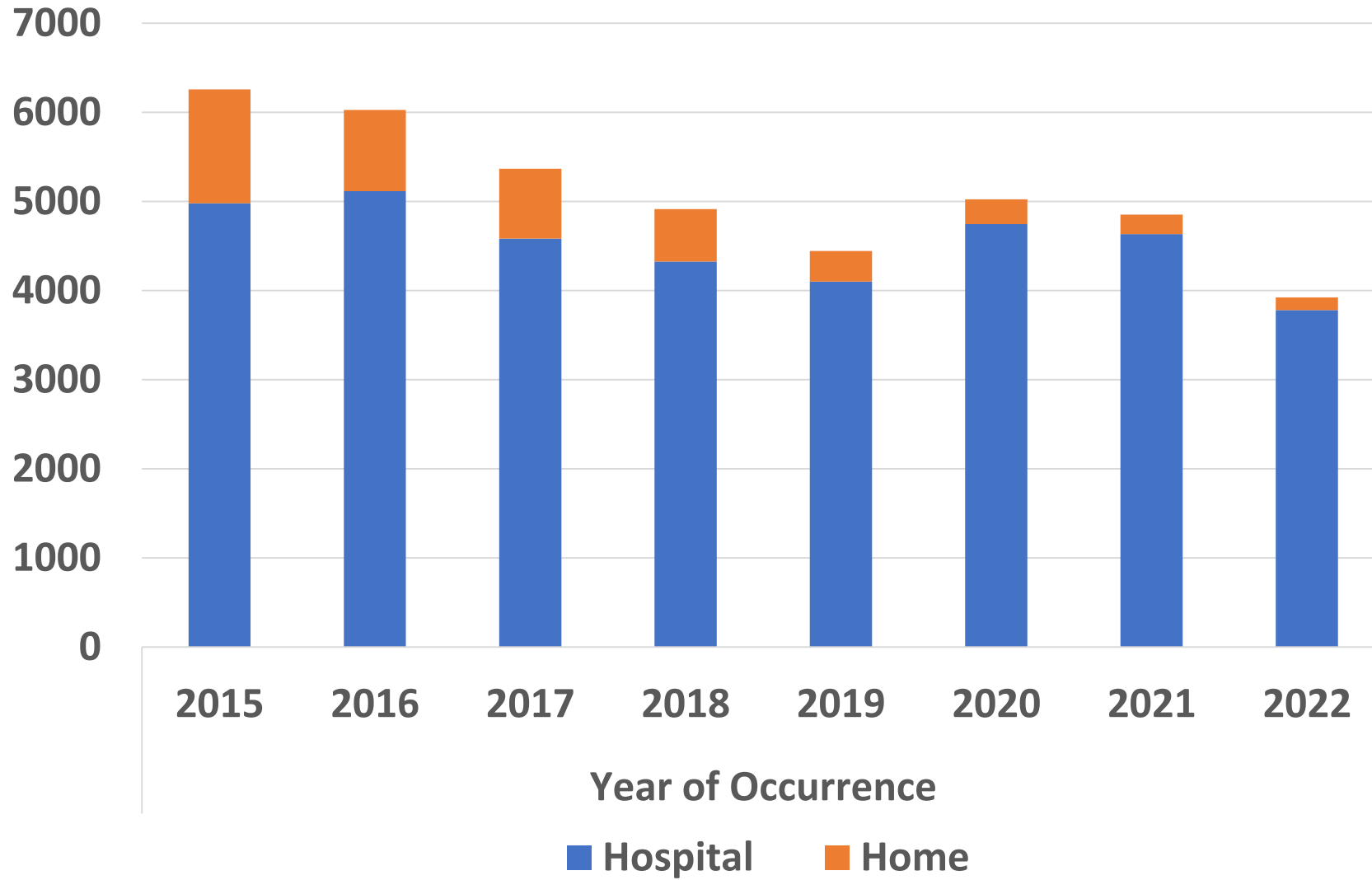
Registered Births by Place of Birth

Place of Birth	Year of Occurrence								Grand Total
	2015	2016	2017	2018	2019	2020	2021	2022	
Hospital	4979	5116	4583	4326	4100	4746	4634	3782	36266
Home/ Village	1279	911	784	588	345	279	217	140	4543
Grand Total	6258	6027	5367	4914	4445	5025	4851	3922	<u>40809</u>





Registered Births by Place of Birth



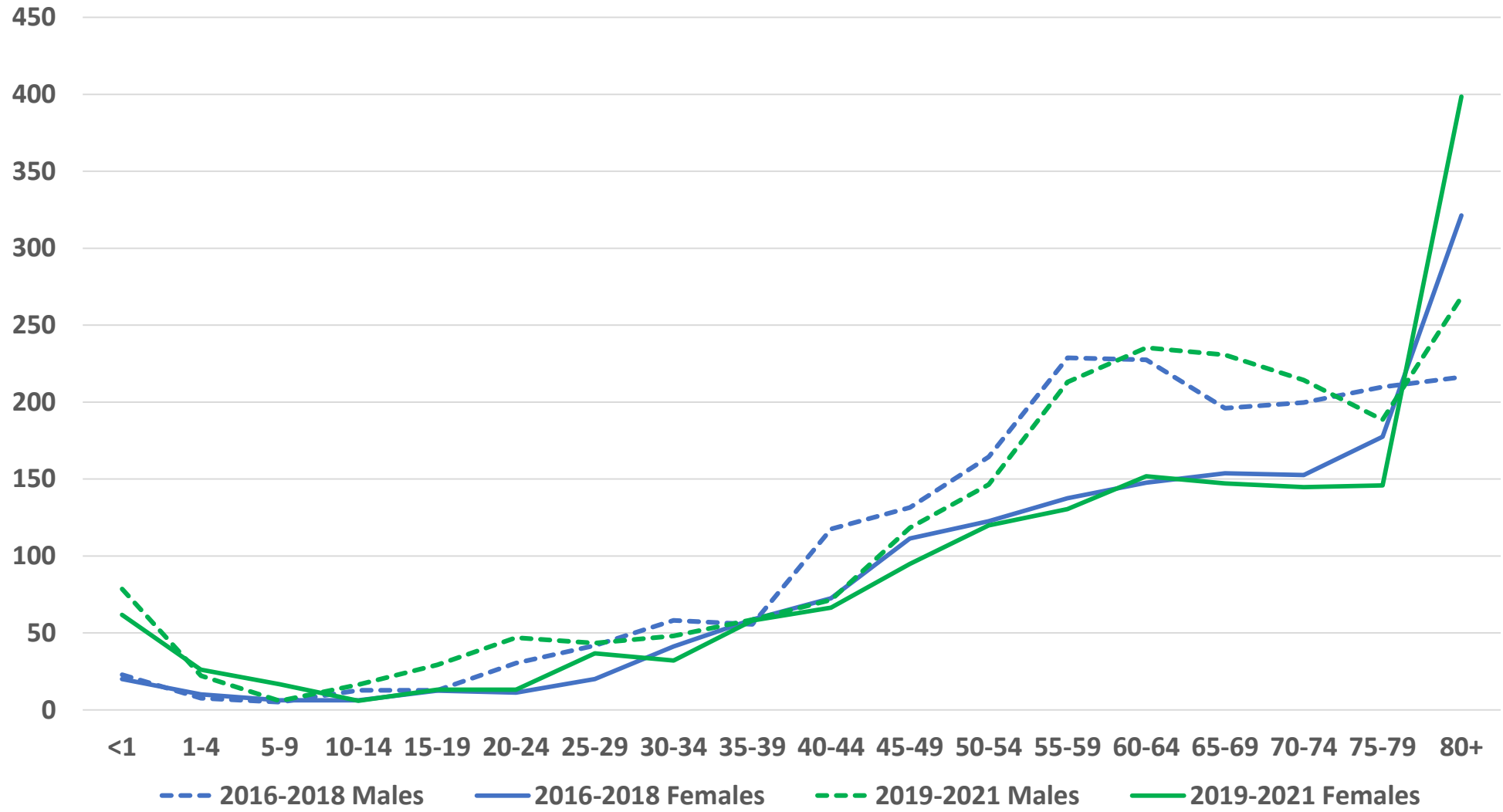
Total Deaths by Year of Occurrence and Year of Registration

	Year of Registration								
Year of Occurrence	2015	2016	2017	2018	2019	2020	2021	2022	Grand Total
2015	704	303	23	22	11	4	12	6	1085
2016		862	67	27	316	8	10	7	1297
2017			716	70	271	7	3	8	1075
2018				782	87	325	5	18	1217
2019					859	446	26	14	1345
2020						1016	140	22	1178
2021							1009	187	1196
2022								1155	1155
Grand Total	704	1165	806	901	1544	1806	1205	1417	<u>9548</u>

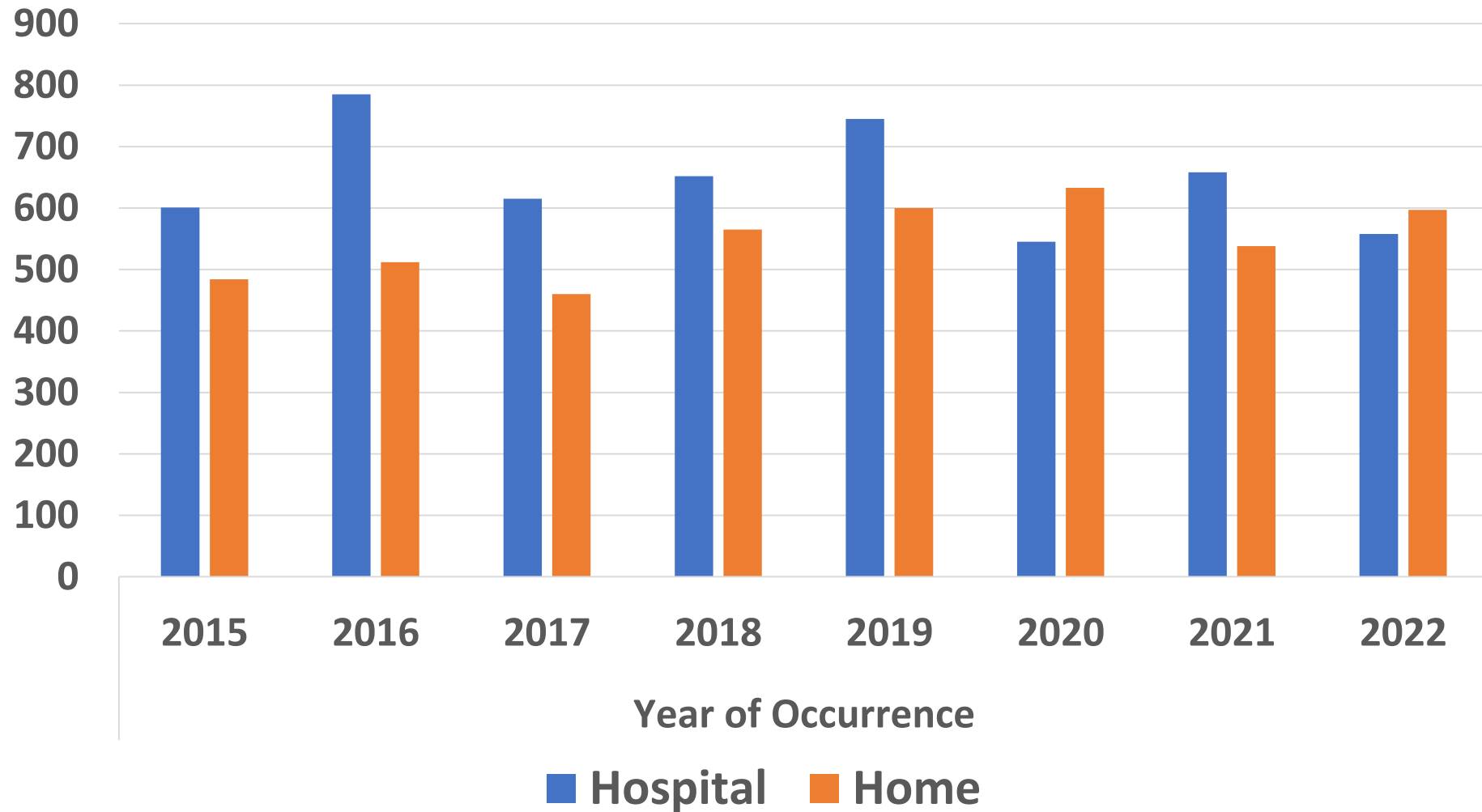
Registered Deaths by age group, (2016-2018 & 2019-2021)

Age of Group	2016-2018		2019-2021	
	Males	Females	Males	Females
<1	23	20	78	62
1-4	8	10	22	26
5-9	5	6	6	17
10-14	13	6	16	6
15-19	13	13	29	13
20-24	30	11	47	13
25-29	42	20	43	37
30-34	58	41	48	32
35-39	56	59	59	58
40-44	118	73	71	66
45-49	131	111	118	95
50-54	164	123	146	120
55-59	229	138	213	130
60-64	228	148	235	152
65-69	196	154	231	147
70-74	200	153	214	145
75-79	210	178	189	146
80+	216	321	268	399

Registered deaths by Year & Age Group



Registered Deaths by Place of Death



Total marriage by year of Occurrence and Year of Registration

	Year of Registration								
Year of Occurrence	2015	2016	2017	2018	2019	2020	2021	2022	Grand Total
2015	777	210	83	114	64	14	11	38	1311
2016		814	238	156	63	17	9	28	1325
2017			834	361	88	27	25	48	1383
2018				885	260	52	30	62	1289
2019					782	141	36	75	1034
2020						458	121	160	739
2021							313	196	509
2022								521	521
Grand Total	777	1024	1155	1516	1257	709	545	1128	8111

FAAFETAI LAVA

