

ECDC DAILY UPDATE

2009 influenza A (H1N1) pandemic

18 January 2010
09.00 CEST

Main developments in the past 72 hours

- ECDC likely to stop publishing Daily Updates;
- Weekly Influenza Surveillance Overview published;
- A total of 2 290 fatal cases in Europe and EFTA countries and 11 996 in the rest of the world have been reported up to date.

This report is based on official information provided by national public health websites or through other official communication channels. Reported number of confirmed 2009 pandemic influenza A (H1N1) cases admitted to hospitals and intensive care, by country, as of 18 January 2010, 09.00 CEST in EU and EFTA countries are in Table 1. An update on the number of confirmed fatal cases for the world and Europe is presented in Table 2.

ECDC likely to stop publishing Daily Updates for the pandemic

The ECDC Public Health Event Strategy Team (PST) will decide today whether to downgrade the crisis management activities to Public Health Event level 0 (PHE 0). ECDC has been operating its pandemic response in under a crisis management plan since April 2009, diverting significant resources from other parts of the organisation to respond in a robust and coherent way. Although the pandemic is far from over and considerable uncertainties on developments in the coming months exist, currently the workload related to pandemic response has clearly decreased. The ECDC activities related to the pandemic will continue under a reinforced influenza programme.

If the PST decides to downgrade the PHE level to 0, we will stop publishing the Daily Updates. The surveillance work will be reported on Fridays in the Weekly Influenza Surveillance Overviews (WISO) with a technical overview of influenza development in a technical successor to the previous Flu News along with the Weekly Executive Update giving a digest of the technical reports and reporting on ECDC activities.

Epidemiologic update

All 27 EU and 4 EFTA countries are reporting cases of pandemic (H1N1) 2009 influenza. A total of 2 290 deaths have been reported since April 2009 (Table 2). From week 41 to 51 the numbers of deaths each had shown a steady increase almost doubling every fortnight over six weeks. The fall observed in weeks 52 and 53 was to be expected as it represents official reports placed on national web-sites and a number of Member States have not been doing this in what was a holiday week. While the most deaths have to date been in Western Europe there are increasing numbers of deaths being reported from Central and Eastern Europe. The reported cumulative fatal pandemic (H1N1) cases in the world have now passed 10,000 cases (Table 2). However, because of lack of laboratory confirmation and underreporting among other factors, this is likely to be a gross underestimation of the true number of fatalities associated with the pandemic. Available updates on hospital admissions, per Member State, can be found in Table 1.

Weekly Influenza Surveillance Overview

The ECDC Weekly Influenza Surveillance Overview for week 1/2010 was published and is available at:

http://www.ecdc.europa.eu/en/activities/surveillance/EISN/Newsletter/100115_EISN_Weekly_Influenza_Surveillance_Overview.pdf

Key findings of the surveillance report conclude:

- Poland reported high intensity of ILI/ARI. Six countries and the UK (Scotland) reported medium intensity of ILI/ARI, while all of the other countries reported low intensity. Eight countries reported an increasing ILI/ARI trend, while all remaining countries reported either stable or decreasing activity
- While the proportion of influenza-positive sentinel samples continues to decline (19% positive), the 2009 pandemic influenza A(H1N1) virus still accounts for nearly all of the subtyped viruses in sentinel ILI/ARI and SARI patients
- The number of SARI cases, measured by week of onset, continues to decline. Of the 181 reported SARI cases, 89 (49%) were known to have required ICU admission
- Detection of 2009 pandemic influenza A(H1N1) viruses resistant to oseltamivir remains sporadic; of 1260 viruses reported, 34 (2.7%) were resistant

Table 1. Reported number of confirmed 2009 pandemic influenza A(H1N1) cases admitted to hospitals and intensive care, by country, as of 18 January 2010, 09.00 CEST in EU and EFTA countries.

Country (date of report)	Number of cases currently hospitalised	Cumulative number of cases admitted in hospitals	Number of cases currently in intensive care	Cumulative number of cases admitted to intensive care
Austria (14.01.)	35	-	-	-
Belgium (14.01.)	-	-	-	-
Bulgaria (27.12)	-	-	-	-
Cyprus(13.01)	-	-	3	27
Czech Republic (13.01.)	-	-	-	-
Denmark (13.01.)	-	-	2	84
Estonia (10.01.)	-	-	-	-
Finland (23.12.)	2	-	6	-
France (15.01.)	-	-	155	1198
Germany (12.01.)	-	-	-	-
Greece (13.01.)	-	-	-	-
Hungary (30.12.)	-	-	-	-
Iceland (10.12.)	3	180	1	20
Ireland (13.01.)	150	1052	6	90
Italy (14.01.)	-	938	-	454
Latvia (14.01.)	-	-	-	-
Liechtenstein (14.01.)	-	-	-	-
Lithuania (08.01.)	-	-	-	-
Luxembourg (27.12.)	-	-	0	0
Malta (04.09.)	-	46	-	1
Netherlands (15.01.)	-	2182	-	-
Norway (13.01.)	-	1319	2	174
Poland (31.12.)	-	-	-	-
Portugal (13.01.)	39	-	7	-
Romania (17.01.)	-	-	-	-
Slovakia (12.01.)	38	305	12	110
Slovenia (14.01.)	16	-	-	-
Spain (30.12.)	-	-	-	-
Sweden (14.01.)	1	1352	-	-
Switzerland (14.01.)	6	528	-	94
United Kingdom* (14.01.)	268	-	79	-

Note: Data for the EU and EFTA countries correspond to the Ministry of Health or surveillance centre websites. New updates with changes in figures are highlighted in gray. (-) denotes no information readily available in official sources.

* Data includes information for England only. Other cumulative hospitalisations are: Scotland (1517), Wales (444) and Northern Ireland (578).

Table 2. Reported number of new and cumulative confirmed fatal 2009 pandemic influenza A(H1N1) cases in EU and EFTA countries, as 18 January 2010, 09.00 CEST, and in the rest of the world by country, as of 15 January 2010, 16.00 CEST.

Country	Number of new fatal cases since previous national update	Cumulative number of fatal cases
EU and EFTA countries		
Austria	-	24
Belgium	-	17
Bulgaria	-	35
Cyprus	-	6
Czech Republic	-	77
Denmark	-	30
Estonia	-	13
Finland	-	41
France	12	290*
Germany	-	178
Greece	-	93
Hungary	-	57
Iceland	-	2
Ireland	-	22
Italy	10	210
Latvia	-	31
Lithuania	-	19
Luxembourg	-	3
Malta	-	4
Netherlands	-	54
Norway	-	29
Poland	-	138
Portugal	-	83
Romania	7	107
Slovakia	-	38
Slovenia	-	15
Spain	-	271
Sweden	-	25
Switzerland	-	16
United Kingdom	-	362
Total	29	2290
Other European countries and central Asia		
Albania	-	6
Armenia	-	3
Belarus	-	20
Bosnia and Herzegovina	-	10
Croatia	1	26
Former Yugoslav Republic of Macedonia	-	23
Georgia	1	21
Kosovo	-	14
Moldova	-	35
Montenegro	-	7
Russia	-	19
Serbia	-	71
Ukraine	-	202
Total	2	457
Mediterranean and Middle-East		
Algeria	-	57
Bahrain	-	7
Egypt	4	214
Iran	-	147
Iraq	-	42
Israel	-	85
Jordan	-	19
Kuwait	-	30
Lebanon	-	5
Libya	-	1

Country	Number of new fatal cases since previous national update	Cumulative number of fatal cases
Morocco	-	53
Occupied Palestinian Territory	-	28
Oman	-	31
Qatar	2	10
Saudi Arabia	-	124
Syria	-	127
Tunisia	-	21
Turkey	-	415
United Arab Emirates	-	6
Yemen	-	28
Total	6	1450
Africa		
Ghana	-	1
Madagascar	-	3
Mauritius	-	8
Mozambique	-	2
Namibia	-	1
Sao Tome & Principe	-	2
South Africa	-	93
Sudan	-	5
Tanzania	-	1
Total	-	116
North America		
Canada	2	418
Mexico	-	896
USA	-	2328
Total	2	3642
Central America and Caribbean		
Bahamas	-	4
Barbados	-	3
Bermuda	-	1
Cayman Islands	-	1
Costa Rica	-	47
Cuba	-	53
Dominican Republic	-	23
El Salvador	-	32
Guatemala	-	18
Honduras	-	16
Jamaica	-	7
Nicaragua	-	11
Panama	-	11
Saint Kitts and Nevis	-	2
Saint Lucia	-	1
Suriname	-	2
Trinidad-Tobago	-	5
Total	-	237
South America		
Argentina	-	617
Bolivia	-	59
Brazil	-	1632
Chile	-	150
Colombia	-	198
Ecuador	-	117
Paraguay	-	52
Peru	-	208
Uruguay	-	33
Venezuela	-	124
Total	-	3190
North-East and South Asia		
Afghanistan	-	17
Bangladesh	-	6

Country	Number of new fatal cases since previous national update	Cumulative number of fatal cases
China (Mainland)	-	666
Hong Kong SAR China	-	56
India	8	1106
Japan	-	145
Macao SAR China	-	2
Maldives	-	1
Mongolia	-	28
Nepal	-	2
Pakistan	-	14
South Korea	-	170
Sri Lanka	-	45
Taiwan	-	36
Total	8	2294
South-East Asia		
Brunei Darussalam	-	1
Cambodia	-	6
Indonesia	-	10
Laos Peoples Democratic Republic	-	1
Malaysia	-	77
Philippines	-	30
Singapore	-	19
Thailand	-	196
Vietnam	-	53
Total	-	393
Australia and Pacific		
Australia	-	191
Cook Islands	-	1
Marshall Islands	-	1
New Zealand	-	20
Samoa	-	2
Solomon Islands	-	1
Tonga	-	1
Total	-	217
TOTAL	47	14286

* Deaths reported from France include 1 in Guyana, 9 in New Caledonia, 7 in the French Polynesia, 7 in La Réunion, 1 in Martinique, 2 in Mayotte, 5 in Guadeloupe and 258 in mainland France.

Figure 1. Number of confirmed deaths among 2009 pandemic influenza A(H1N1) cases by week of notification in EU and EFTA countries

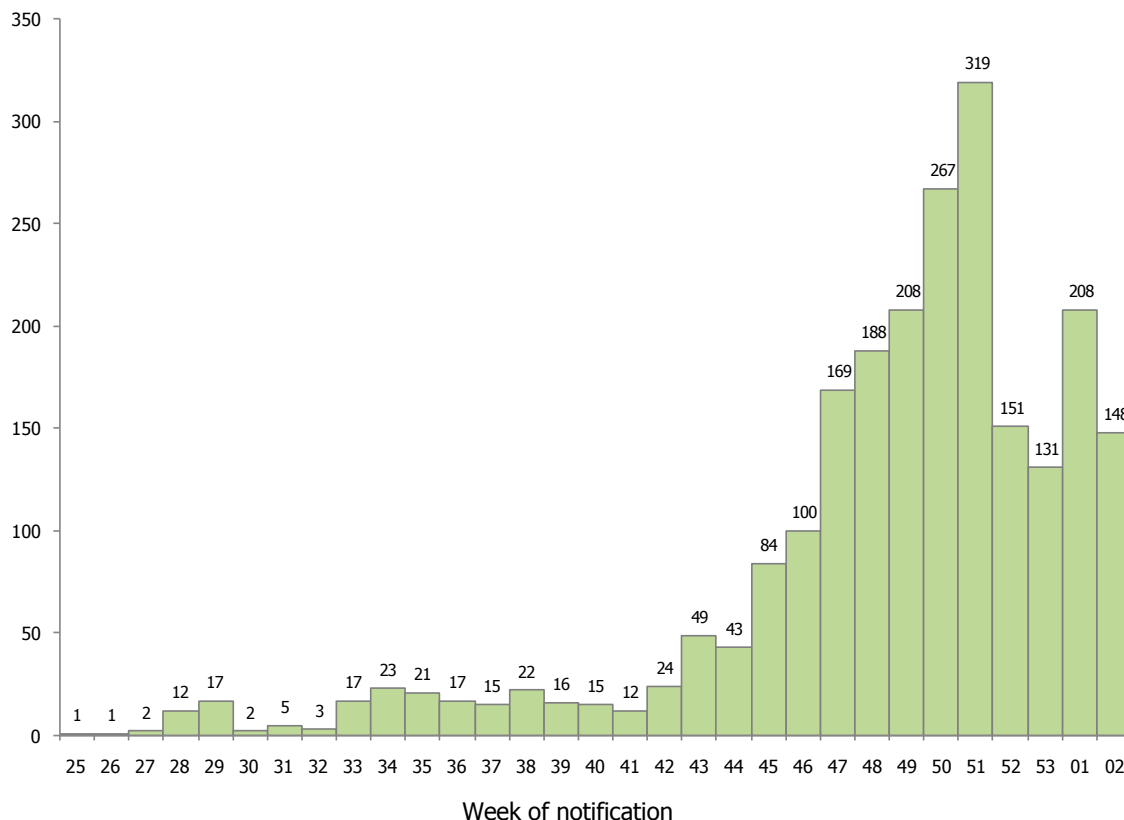
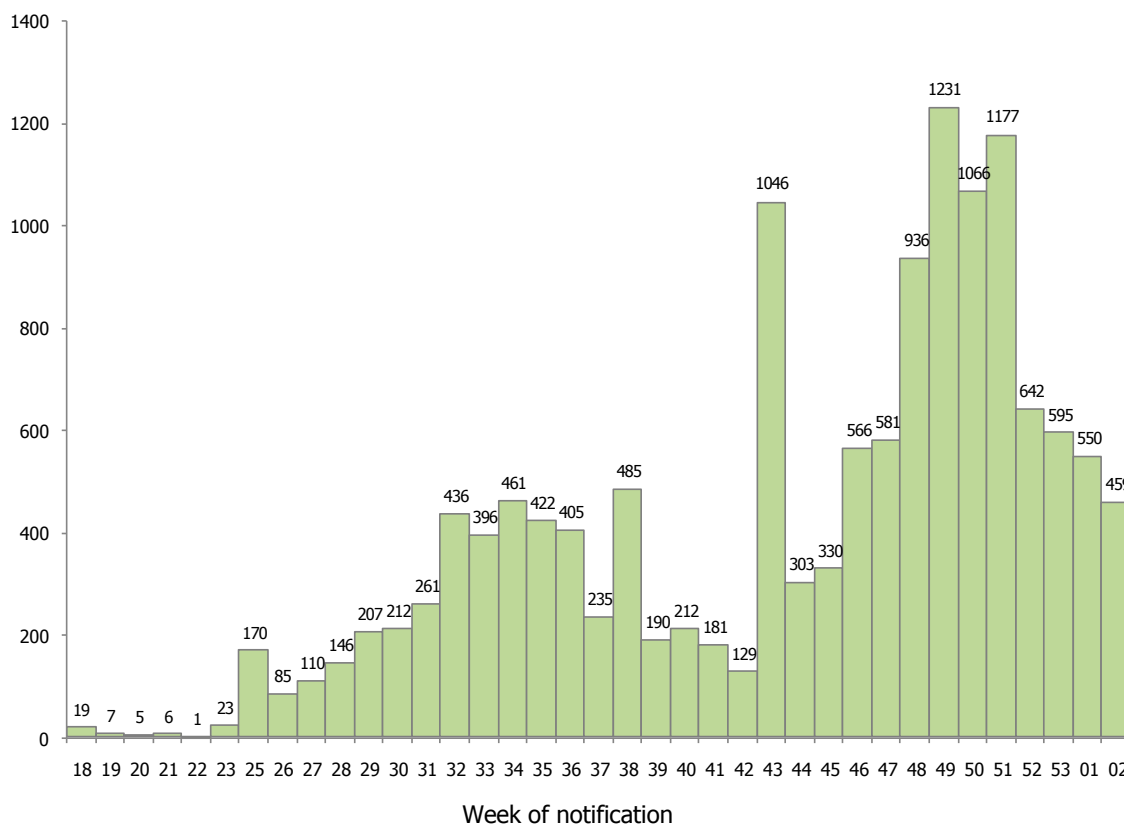


Figure 2. Number of confirmed deaths among 2009 pandemic influenza A(H1N1) 2009 influenza cases by week of notification in the rest of the world*.



* The apparent increase in the number of deaths in week 43 is due to the aggregate reporting of fatal cases from Brazil from weeks 37 to 40 and to our batch report of US fatal cases since 1 August 2009.

Figure 3. Reported cumulative number of confirmed fatal cases of 2009 pandemic influenza A(H1N1) in EU and EFTA countries, as of 18 January 2010, 09.00 CEST

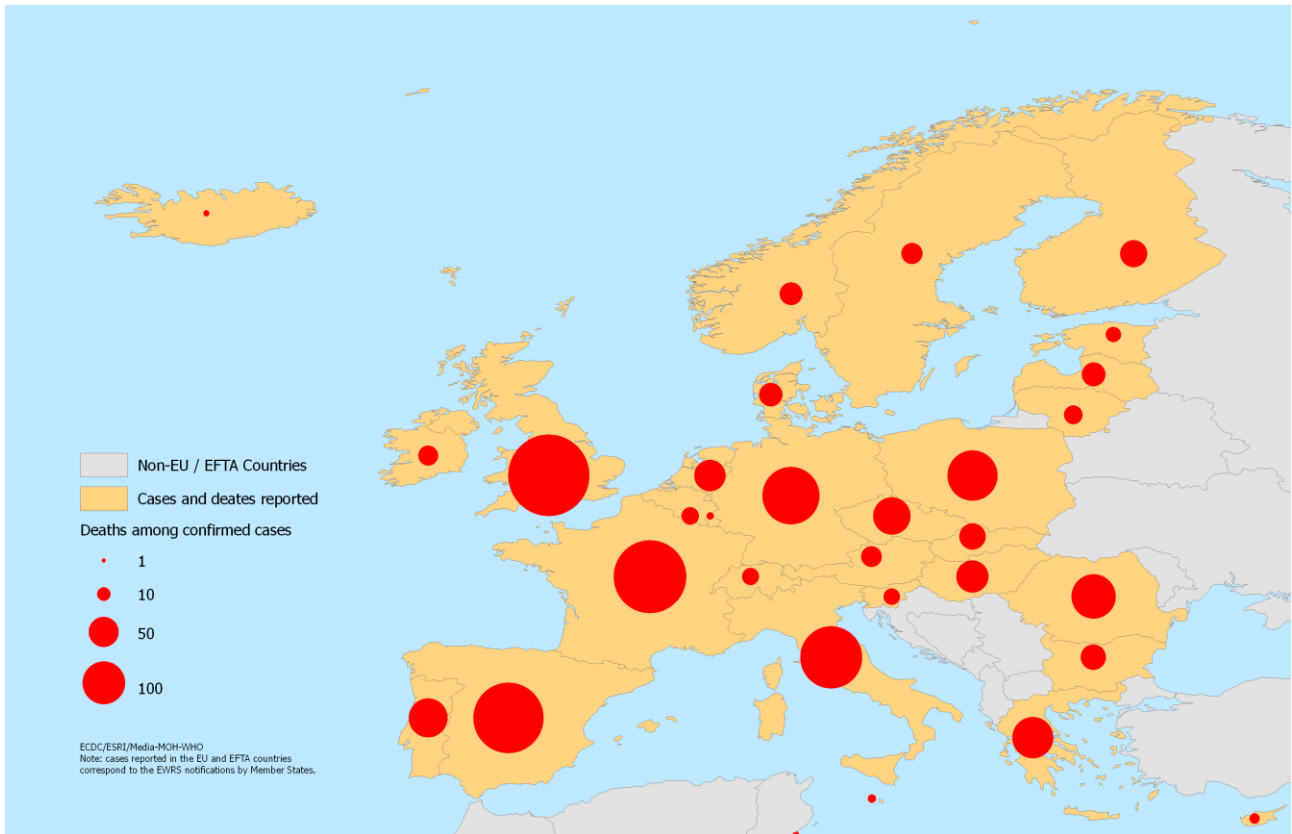


Figure 4. Reported cumulative number of confirmed fatal cases of 2009 pandemic influenza A(H1N1) and country status, by country, as of 15 January 2010, 16.00 CEST

