



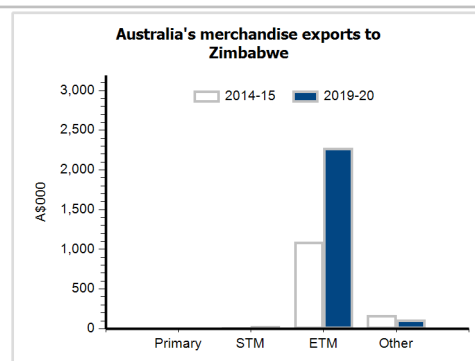
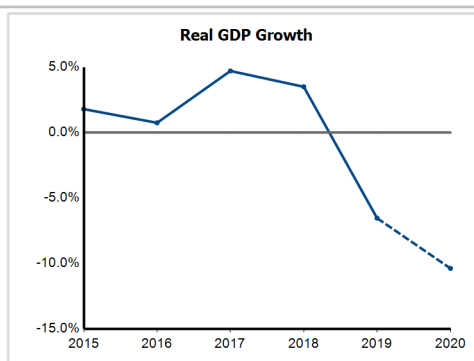
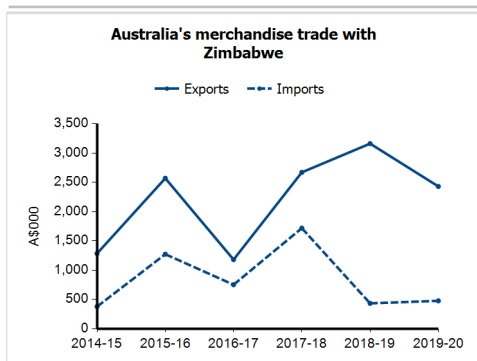
## General information

<b>Capital:</b>	Harare
<b>Land area:</b>	386,850 sq km
<b>Official language(s):</b>	English
<b>Population:</b>	14.9 million (2019)
<b>Currency:</b>	Zimbabwean Dollar discontinued from June 2015.

**Head of State and Head of Government**  
President HE Emmerson Dambudzo Mnangagwa

## Economic indicators (a)

	2015	2016	2017	2018	2019	2020
<b>GDP (US\$b) (current prices)</b>	20.0	20.1	21.9	20.8	18.7	14.0
<b>GDP per capita (US\$b)</b>	1,425.0	1,409.5	1,516.3	1,423.1	1,254.5	921.8
<b>GDP PPP (Int'l \$b)</b>	37.0	38.4	42.8	45.4	43.2	39.2
<b>GDP per capita PPP (Int'l \$)</b>	2,642.3	2,700.8	2,965.9	3,099.3	2,896.1	2,583.0
<b>Real GDP growth (% change yoy)</b>	1.8	0.7	4.7	3.5	-6.5	-10.4
<b>Current account balance (US\$b)</b>	-1.5	-0.7	-0.3	-1.2	0.2	-0.5
<b>Current account balance (% GDP)</b>	-7.6	-3.6	-1.3	-5.9	1.1	-3.6
<b>Inflation (% change yoy)</b>	-2.4	-1.6	0.9	10.6	255.3	622.8
<b>Unemployment (% labour force)</b>	na	na	na	na	16.9	na



## Australia's trade and investment relationship with Zimbabwe (b)

Australian merchandise trade with Zimbabwe, 2019-20 (A\$000)	Total share	Rank	Growth (yoy)
Exports to Zimbabwe	0.0%	152nd	-23.1%
Imports from Zimbabwe	0.0%	167th	9.8%
Total merchandise trade (exports + imports)	0.0%	173rd	-19.1%

### Major Australian exports, 2019-20 (A\$000)

Mechanical handling equip & parts	1,641
Electrical circuits equipment	134
Soap & cleansers	121
Medical instruments (incl veterinary)	67

### Major Australian imports, 2019-20 (A\$000)

Crude vegetable matter, nes	117
Artwork & antiques	69
Cereal preparations	55
Veneers, plywood & particle board	49

### Australia's trade in services with Zimbabwe, 2019-20 (A\$m)

	Total share	Rank	Growth (yoy)
Exports of services to Zimbabwe	0.1%	63rd	-7.5%
Imports of services from Zimbabwe	0.1%	69th	-24.7%

### Australia's investment relationship with Zimbabwe, 2019 (A\$m)

	Total	FDI
Australia's investment in Zimbabwe	np	0
Zimbabwe's investment in Australia	9	np

## Zimbabwe's global merchandise trade relationships

### Zimbabwe's principal export destinations, 2019

1 South Africa	49.1%
2 United Arab Emirates	19.5%
3 Mozambique	8.3%
45 Australia	0.0%

### Zimbabwe's principal import sources, 2019

1 South Africa	38.6%
2 Singapore	25.2%
3 China	8.6%
41 Australia	0.1%