



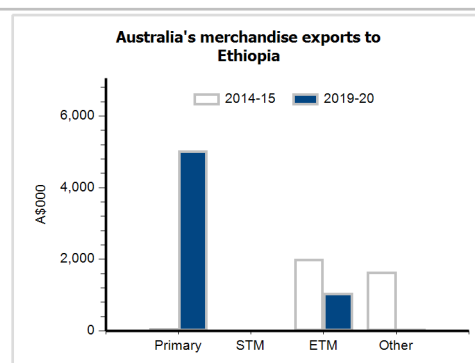
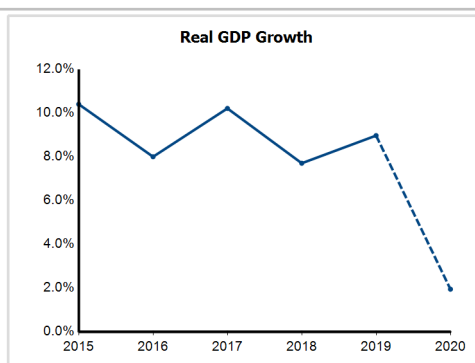
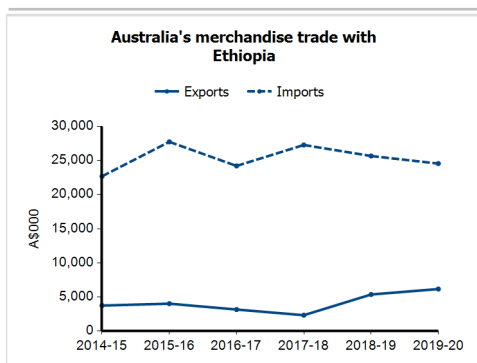
General information

Capital:	Addis Ababa
Land area:	1,000,000 sq km
Official language(s):	Amharic
Population:	96.6 million (2019)
Currency:	Birr

Head of State
President HE Mrs Sahle-Work Zewde
Head of Government
Prime Minister Abiy Ahmed

Economic indicators (a)

	2015	2016	2017	2018	2019	2020
GDP (US\$b) (current prices)	63.1	70.9	76.8	80.2	92.8	95.6
GDP per capita (US\$)	702.8	777.3	829.3	852.0	960.8	974.1
GDP PPP (Int'l \$b)	167.1	191.3	215.1	237.2	263.1	272.0
GDP per capita PPP (Int'l \$)	1,861.8	2,097.9	2,321.4	2,520.0	2,724.1	2,772.0
Real GDP growth (% change yoy)	10.4	8.0	10.2	7.7	9.0	1.9
Current account balance (US\$b)	-7.4	-6.7	-6.5	-5.2	-4.9	-4.3
Current account balance (% GDP)	-11.7	-9.4	-8.5	-6.5	-5.3	-4.5
Inflation (% change yoy)	9.6	6.6	10.7	13.8	15.8	20.2
Unemployment (% labour force)	na	na	na	na	na	na



Australia's trade and investment relationship with Ethiopia (b)

Australian merchandise trade with Ethiopia, 2019-20 (A\$000)	Total share	Rank	Growth (yoy)	
Exports to Ethiopia	6,145	0.0%	131st	15.0%
Imports from Ethiopia	24,562	0.0%	96th	-4.3%
Total merchandise trade (exports + imports)	30,707	0.0%	119th	-1.0%

Major Australian exports, 2019-20 (A\$000)

Cereal preparations	5,013
Measuring & analysing instruments	466
Agric machinery (excl tractors) & parts	155
Civil engineering equipment & parts	150

Major Australian imports, 2019-20 (A\$000)

Coffee & substitutes	22,932
Oil-seeds & oleaginous fruits, soft	692
Crude vegetable matter, nes	246
Fixed vegetable oils & fats, hard	137

Australia's trade in services with Ethiopia, 2019-20 (A\$m)

	Total share	Rank	Growth (yoy)	
Exports of services to Ethiopia	19	0.0%	94th	18.8%
Imports of services from Ethiopia	53	0.1%	75th	3.9%

Australia's investment relationship with Ethiopia, 2019 (A\$m)

	Total	FDI
Australia's investment in Ethiopia	np	np
Ethiopia's investment in Australia	np	0

Ethiopia's global merchandise trade relationships

Ethiopia's principal export destinations, 2019

1 United States	11.2%
2 Somalia	10.1%
3 Netherlands	9.8%
27 Australia	0.7%

Ethiopia's principal import sources, 2019

1 China	27.3%
2 Kuwait	13.8%
3 India	8.3%
55 Australia	0.0%