



General information

Fact sheets are updated biannually; August and February

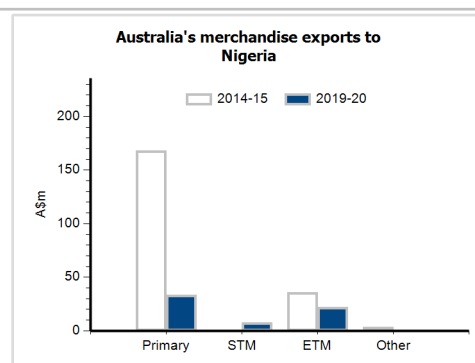
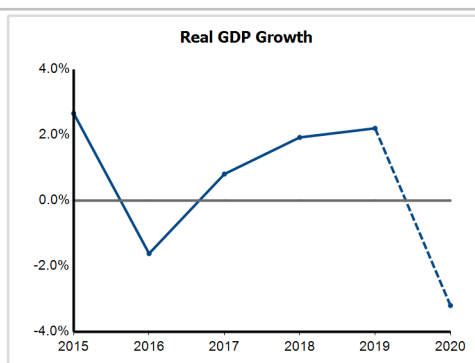
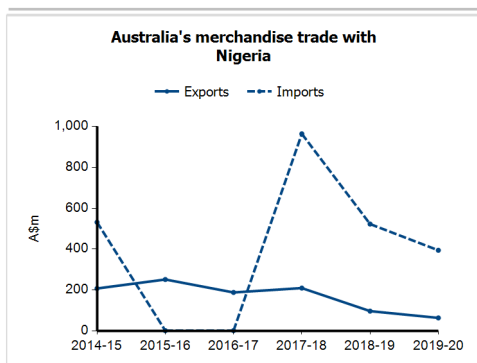
Capital:	Abuja
Land area:	910,770 sq km
Official language(s):	English
Population:	201.0 million (2019)
Currency:	Naira

Head of State and Head of Government

President HE Muhammadu Buhari

Economic indicators (a)

	2015	2016	2017	2018	2019	2020
GDP (US\$b) (current prices)	492.4	404.6	375.7	398.2	448.1	443.0
GDP per capita (US\$)	2,718.6	2,176.0	1,968.6	2,032.7	2,229.9	2,148.9
GDP PPP (Int'l \$b)	982.9	973.4	990.7	1,034.0	1,075.7	1,044.2
GDP per capita PPP (Int'l \$)	5,426.4	5,234.7	5,190.4	5,278.8	5,352.7	5,065.5
Real GDP growth (% change yoy)	2.7	-1.6	0.8	1.9	2.2	4.3
Current account balance (US\$b)	-15.4	2.7	10.4	3.9	-17.0	-16.2
Current account balance (% GDP)	-3.1	0.7	2.8	1.0	-3.8	-3.7
Inflation (% change yoy)	9.0	15.7	16.5	12.1	11.4	12.9
Unemployment (% labour force)	9.0	13.4	17.5	22.6	na	na



Australia's trade and investment relationship with Nigeria (b)

Australian merchandise trade with Nigeria, 2019-20 (A\$m)

		Total share	Rank	Growth (yoy)
Exports to Nigeria	64	0.0%	69th	-34.2%
Imports from Nigeria	394	0.1%	47th	-24.6%
Total merchandise trade (exports + imports)	458	0.1%	57th	-26.1%

Major Australian exports, 2019-20 (A\$m)

Edible products & preparations, nes	33
Paper & paperboard	8
Electrical distributing equipment	7
Vehicle parts & accessories	3

Major Australian imports, 2019-20 (A\$m)

Crude petroleum	393
Oil-seeds & oleaginous fruits, soft	0
Spices	0
Misc manufactured articles, nes	0

Australia's trade in services with Nigeria, 2019-20 (A\$m)

		Total share	Rank	Growth (yoy)
Exports of services to Nigeria	133	0.1%	52nd	-10.1%
Imports of services from Nigeria	34	0.0%	84th	6.3%

Australia's investment relationship with Nigeria, 2019 (A\$m)

	Total	FDI
Australia's investment in Nigeria	84	np
Nigeria's investment in Australia	np	np

Nigeria's global merchandise trade relationships

Nigeria's principal export destinations, 2019

1 India	15.4%
2 Spain	9.9%
3 The Netherlands	9.1%
25 Australia	0.7%

Nigeria's principal import sources, 2019

1 China	25.5%
2 India	12.0%
3 United States	9.9%
47 Australia	0.1%