



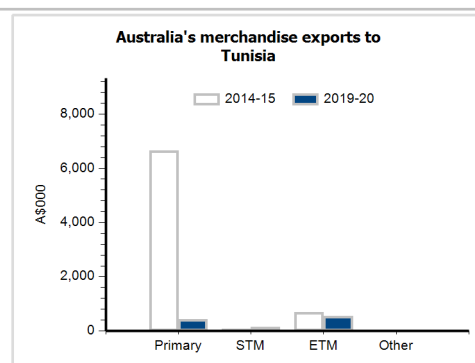
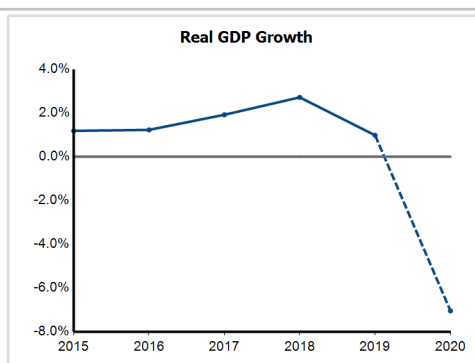
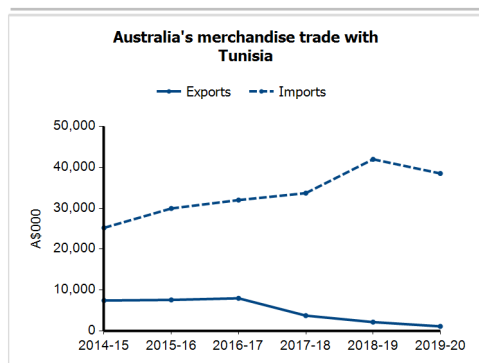
## General information

<b>Capital:</b>	Tunis
<b>Land area:</b>	155,360 sq km
<b>Official language(s):</b>	Arabic
<b>Population:</b>	11.8 million (2019)
<b>Currency:</b>	Tunisian dinar

<b>Head of State</b>
President Kais Saied
<b>Head of Government</b>
Prime Minister Najla Bouden Romdhane

## Economic indicators (a)

	2015	2016	2017	2018	2019	2020
<b>GDP (US\$b) (current prices)</b>	43.2	41.8	39.8	39.8	38.8	39.2
<b>GDP per capita (US\$)</b>	3,829.5	3,665.7	3,451.7	3,411.1	3,292.6	3,295.4
<b>GDP PPP (Int'l \$b)</b>	114.1	117.1	121.3	127.5	131.1	123.6
<b>GDP per capita PPP (Int'l \$)</b>	10,123.9	10,269.1	10,514.5	10,938.8	11,125.0	10,381.7
<b>Real GDP growth (% change yoy)</b>	1.2	1.2	1.9	2.7	1.0	-7.0
<b>Current account balance (US\$b)</b>	-4.0	-4.0	-4.0	-4.0	-3.0	-3.2
<b>Current account balance (% GDP)</b>	-9.7	-9.3	-10.3	-11.2	-8.5	-8.3
<b>Inflation (% change yoy)</b>	4.4	3.6	5.3	7.3	6.7	5.8
<b>Unemployment (% labour force)</b>	15.0	16.0	16.0	16.0	15.0	na



## Australia's trade and investment relationship with Tunisia (b)

Australian merchandise trade with Tunisia, 2019-20 (A\$000)	Total share	Rank	Growth (yoy)	
Exports to Tunisia	1,105	0.0%	170th	-48.6%
Imports from Tunisia	38,513	0.0%	86th	-8.3%
Total merchandise trade (exports + imports)	39,619	0.0%	113th	-10.2%

## Major Australian exports, 2019-20 (A\$000)

Meat (excl beef), f.c.f.	304
Synthetic organic colouring	149
Specialised machinery & parts	115
Crude animal matter, nes	100

## Major Australian imports, 2019-20 (A\$000)

Men's clothing (excl knitted)	6,626
Women's clothing (excl knitted)	3,451
Electrical circuits equipment	3,414
Electrical distributing equipment	2,702

## Australia's trade in services with Tunisia, 2019-20 (A\$m)

	Total share	Rank	Growth (yoy)	
Exports of services to Tunisia	1	0.0%	162nd	-50.0%
Imports of services from Tunisia	3	0.0%	149th	0.0%

## Australia's investment relationship with Tunisia, 2019 (A\$m)

	Total	FDI
Australia's investment in Tunisia	np	np
Tunisia's investment in Australia	np	0

## Tunisia's global merchandise trade relationships

## Tunisia's principal export destinations, 2019

1 France	27.5%
2 Italy	15.6%
3 Germany	11.4%
71 Australia	0.0%

## Tunisia's principal import sources, 2019

1 Italy	17.2%
2 France	13.7%
3 China	8.5%
68 Australia	0.0%