



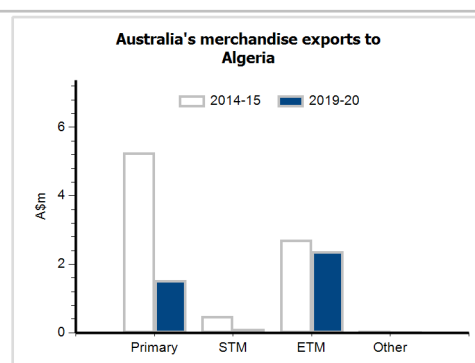
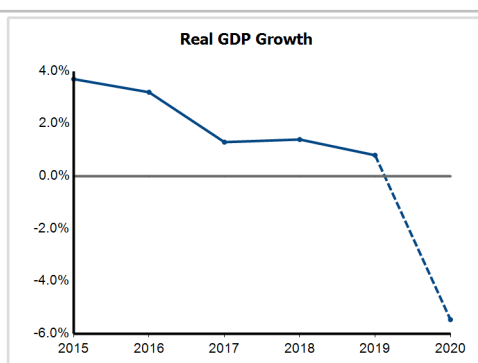
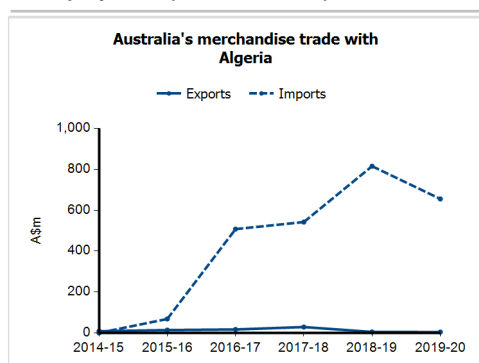
## General information

<b>Capital:</b>	Algiers
<b>Land area:</b>	2,381,740 sq km
<b>Official language(s):</b>	Arabic
<b>Population:</b>	43.4 million (2019)
<b>Currency:</b>	Algerian Dinar

<b>Head of State</b>
President Mr Abdelmadjid Tebboune
<b>Head of Government</b>
Prime Minister Mr Aïmen Benabderrahmane

## Economic indicators (a)

	2015	2016	2017	2018	2019	2020
<b>GDP (US\$b) (current prices)</b>	166.0	160.0	167.4	173.8	169.3	147.3
<b>GDP per capita (US\$)</b>	4,153.3	3,918.9	4,012.1	4,080.9	3,898.0	3,331.1
<b>GDP PPP (Int'l \$b)</b>	477.4	471.4	478.1	496.4	509.3	488.3
<b>GDP per capita PPP (Int'l \$)</b>	11,945.0	11,543.3	11,458.8	11,658.7	11,728.7	11,040.6
<b>Real GDP growth (% change yoy)</b>	3.7	3.2	1.3	1.4	0.8	-5.5
<b>Current account balance (US\$b)</b>	-27.3	-26.5	-22.1	-16.7	-17.1	-15.9
<b>Current account balance (% GDP)</b>	-16.4	-16.5	-13.2	-9.6	-10.1	-10.8
<b>Inflation (% change yoy)</b>	4.8	6.4	5.6	4.3	2.0	3.5
<b>Unemployment (% labour force)</b>	11.2	10.5	11.7	11.7	11.4	14.1



## Australia's trade and investment relationship with Algeria (b)

Australian merchandise trade with Algeria, 2019-20 (A\$m)	Total share	Rank	Growth (yoy)	
Exports to Algeria	4	0.0%	142nd	-15.5%
Imports from Algeria	655	0.2%	42nd	-19.6%
Total merchandise trade (exports + imports)	660	0.1%	49th	-19.6%

### Major Australian exports, 2019-20 (A\$m)

Animal feed	1
Fruit & nuts	1
Printed matter	0
Vehicle parts & accessories	0

### Major Australian imports, 2019-20 (A\$m)

Crude petroleum	653
Crude fertilisers	2

### Australia's trade in services with Algeria, 2019-20 (A\$m)

	Total share	Rank	Growth (yoy)	
Exports of services to Algeria	3	0.0%	139th	0.0%
Imports of services from Algeria	6	0.0%	126th	-25.0%

### Australia's investment relationship with Algeria, 2019 (A\$m)

	Total	FDI
Australia's investment in Algeria	np	np
Algeria's investment in Australia	np	np

## Algeria's global merchandise trade relationships

### Algeria's principal export destinations, 2019

1 Italy	17.9%
2 Spain	15.2%
3 France	9.5%
.. Australia	na

### Algeria's principal import sources, 2019

1 China	16.9%
2 France	11.5%
3 South Africa	7.5%
79 Australia	0.0%