

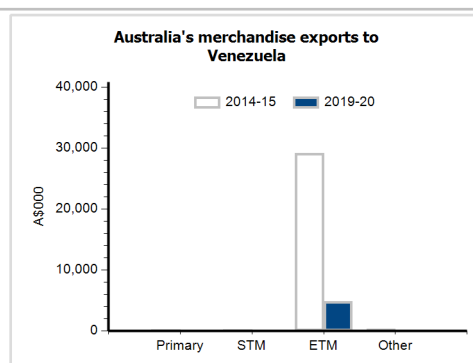
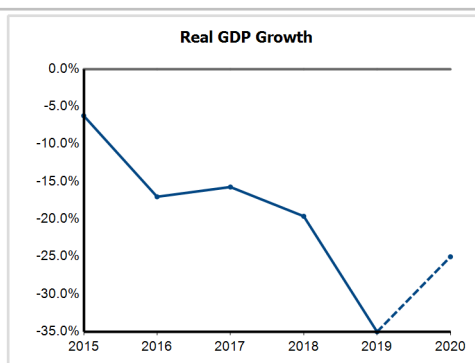
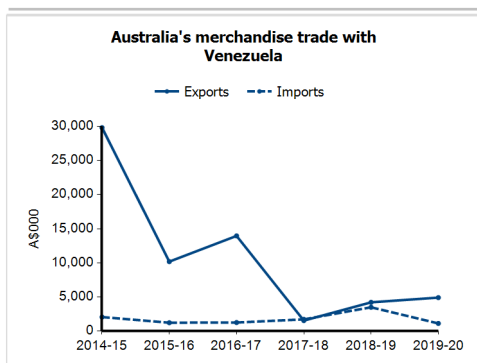


General information

Capital:	Caracas
Land area:	882,050 sq km
Official language(s):	Spanish
Population:	27.8 million (2019)
Currency:	Bolívar fuerte

Economic indicators (a)

	2015	2016	2017	2018	2019	2020
GDP (US\$b) (current prices)	323.6	279.2	143.8	98.4	64.0	48.6
GDP per capita (US\$)	10,568.1	9,092.0	4,725.1	3,404.4	2,299.3	1,739.1
GDP PPP (Int'l \$b)	520.9	436.7	375.2	308.8	204.3	na
GDP per capita PPP (Int'l \$)	17,011.3	14,217.1	12,323.4	10,683.2	7,344.1	na
Real GDP growth (% change yoy)	-6.2	-17.0	-15.7	-19.6	-35.0	-25.0
Current account balance (US\$b)	-16.1	-3.9	8.7	8.6	5.4	-2.0
Current account balance (% GDP)	-5.0	-1.4	6.1	8.8	8.4	-4.1
Inflation (% change yoy)	121.7	254.9	438.1	65,374.1	19,906.0	6,500.0
Unemployment (% labour force)	7.4	20.9	27.9	35.5	na	na



Australia's trade and investment relationship with Venezuela (b)

Australian merchandise trade with Venezuela, 2019-20 (A\$000)	Total share	Rank	Growth (yoy)	
Exports to Venezuela	4,887	0.0%	136th	16.5%
Imports from Venezuela	1,097	0.0%	150th	-68.4%
Total merchandise trade (exports + imports)	5,984	0.0%	154th	-21.9%

Major Australian exports, 2019-20 (A\$000)

Vehicle parts & accessories	3,460
Electrical circuits equipment	891
Musical instruments & parts	354
Manufactures of base metal, nes	63

Major Australian imports, 2019-20 (A\$000)

Alcoholic beverages	937
Cocoa	74
Internal combustion piston engines	44
Office machines	9

Australia's trade in services with Venezuela, 2019-20 (A\$m)

	Total share	Rank	Growth (yoy)	
Exports of services to Venezuela	25	0.0%	87th	..
Imports of services from Venezuela	1	0.0%	167th	..

Australia's investment relationship with Venezuela, 2019 (A\$m)

	Total	FDI
Australia's investment in Venezuela	np	np
Venezuela's investment in Australia	1	0

Venezuela's global merchandise trade relationships

Venezuela's principal export destinations, 2019

1 United States	40.4%
2 United Arab Emirates	18.1%
3 China	10.0%
104 Australia	0.0%

Venezuela's principal import sources, 2019

1 China	20.0%
2 United States	20.0%
3 Brazil	14.8%
59 Australia	0.0%