



## General information

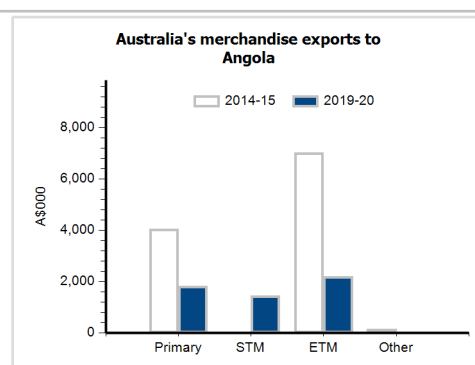
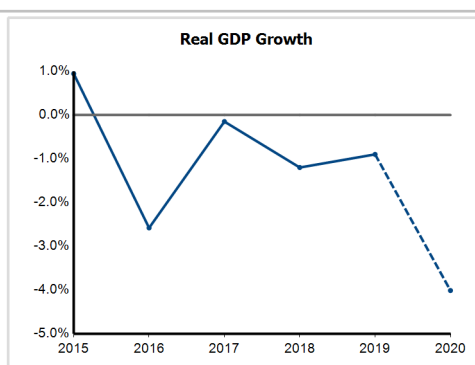
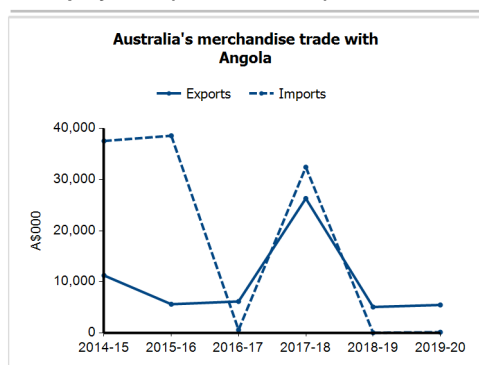
|                              |                     |
|------------------------------|---------------------|
| <b>Capital:</b>              | Luanda              |
| <b>Land area:</b>            | 1,246,700 sq km     |
| <b>Official language(s):</b> | Portuguese          |
| <b>Population:</b>           | 30.1 million (2019) |
| <b>Currency:</b>             | Kwanza              |

## Head of State and Head of Government

President HE Mr João Manuel Lourenço

## Economic indicators (a)

|  | 2015    | 2016    | 2017    | 2018    | 2019    | 2020    |
|--|---------|---------|---------|---------|---------|---------|
| <b>GDP (US\$b) (current prices)</b>    | 116.2   | 101.1   | 122.1   | 105.9   | 89.4    | 62.7    |
| <b>GDP per capita (US\$)</b>           | 4,354.9 | 3,676.8 | 4,303.7 | 3,620.6 | 2,968.0 | 2,021.3 |
| <b>GDP PPP (Int'l \$b)</b>             | 204.6   | 204.9   | 218.0   | 220.5   | 222.5   | 216.6   |
| <b>GDP per capita PPP (Int'l \$)</b>   | 7,668.5 | 7,449.2 | 7,682.0 | 7,539.9 | 7,383.9 | 6,978.4 |
| <b>Real GDP growth (% change yoy)</b>  | 0.9     | -2.6    | -0.2    | -1.2    | -0.9    | -4.0    |
| <b>Current account balance (US\$b)</b> | -10.3   | -4.8    | -0.6    | 7.4     | 5.1     | -0.8    |
| <b>Current account balance (% GDP)</b> | -8.8    | -4.8    | -0.5    | 7.0     | 5.7     | -1.3    |
| <b>Inflation (% change yoy)</b>        | 9.2     | 30.7    | 29.8    | 19.6    | 17.1    | 21.0    |
| <b>Unemployment (% labour force)</b>   | na      | na      | na      | na      | na      | na      |



## Australia's trade and investment relationship with Angola (b)

## Australian merchandise trade with Angola, 2019-20 (A\$000)

|   |       | Total share | Rank  | Growth (yoy) |
|---|-------|-------------|-------|--------------|
| Exports to Angola                           | 5,467 | 0.0%        | 134th | 7.8%         |
| Imports from Angola                         | 135   | 0.0%        | 186th | 438.1%       |
| Total merchandise trade (exports + imports) | 5,602 | 0.0%        | 156th | 9.9%         |

## Major Australian exports, 2019-20 (A\$000)

|                                   |       |
|-----------------------------------|-------|
| Beef, f.c.f.                      | 1,642 |
| Mineral manufactures, nes         | 1,437 |
| Electrical machinery & parts, nes | 919   |
| Taps, cocks & valves              | 254   |

## Major Australian imports, 2019-20 (A\$000)

|                                   |    |
|-----------------------------------|----|
| Monitors, projectors & TVs        | 49 |
| Computers                         | 43 |
| Measuring & analysing instruments | 23 |
| Manufactures of base metal, nes   | 7  |

## Australia's trade in services with Angola, 2019-20 (A\$m)

|                                 |   | Total share | Rank  | Growth (yoy) |
|---------------------------------|---|-------------|-------|--------------|
| Exports of services to Angola   | 1 | 0.0%        | 162nd | 0.0%         |
| Imports of services from Angola | 5 | 0.0%        | 136th | 66.7%        |

## Australia's investment relationship with Angola, 2019 (A\$m)

|                                  | Total | FDI |
|----------------------------------|-------|-----|
| Australia's investment in Angola | 68    | np  |
| Angola's investment in Australia | np    | np  |

## Angola's global merchandise trade relationships

## Angola's principal export destinations, 2018

|              |       |
|--------------|-------|
| 1 China      | 62.6% |
| 2 India      | 11.1% |
| 3 Spain      | 3.6%  |
| 26 Australia | 0.0%  |

## Angola's principal import sources, 2018

|              |       |
|--------------|-------|
| 1 Portugal   | 17.1% |
| 2 China      | 13.7% |
| 3 Belgium    | 12.7% |
| 34 Australia | 0.3%  |