



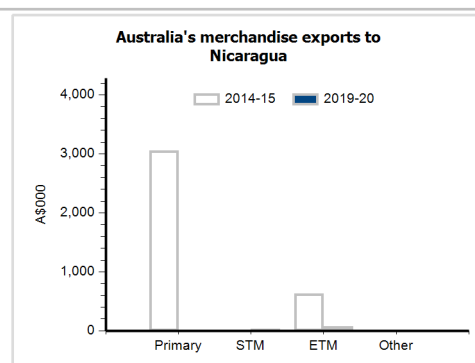
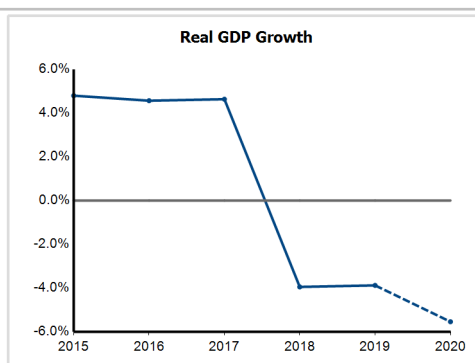
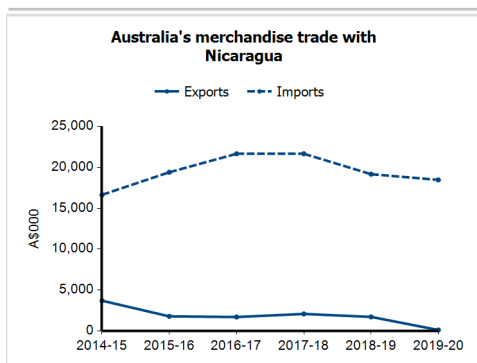
General information

Capital:	Managua
Land area:	120,340 sq km
Official language(s):	Spanish
Population:	6.5 million (2019)
Currency:	Cordoba

Head of State and Head of Government
President HE Mr José Daniel Ortega Saavedra

Economic indicators (a)

	2015	2016	2017	2018	2019	2020
GDP (US\$b) (current prices)	12.8	13.3	13.8	13.1	12.5	11.9
GDP per capita (US\$)	2,036.9	2,099.6	2,156.2	2,022.1	1,920.3	1,832.5
GDP PPP (Int'l \$b)	32.9	35.9	38.3	37.7	36.9	35.3
GDP per capita PPP (Int'l \$)	5,260.5	5,672.5	5,995.6	5,836.2	5,651.2	5,439.5
Real GDP growth (% change yoy)	4.8	4.6	4.6	-4.0	-3.9	-5.5
Current account balance (US\$b)	-1.3	-1.1	-1.0	-0.2	0.8	0.1
Current account balance (% GDP)	-9.9	-8.5	-7.2	-1.9	6.0	0.5
Inflation (% change yoy)	4.0	3.5	3.9	4.9	5.4	4.4
Unemployment (% labour force)	5.9	4.5	3.7	5.5	6.1	10.6



Australia's trade and investment relationship with Nicaragua (b)

Australian merchandise trade with Nicaragua, 2019-20 (A\$000)

Exports to Nicaragua	111
Imports from Nicaragua	18,475
Total merchandise trade (exports + imports)	18,586

	Total share	Rank	Growth (yoy)
Exports to Nicaragua	0.0%	201st	-93.5%
Imports from Nicaragua	0.0%	106th	-3.6%
Total merchandise trade (exports + imports)	0.0%	132nd	-11.0%

Major Australian exports, 2019-20 (A\$000)

Paper & paperboard	30
Specialised machinery & parts	23
Computer parts & accessories	21
Medical electrodiagnostic apparatus	16

Major Australian imports, 2019-20 (A\$000)

Coffee & substitutes	9,610
Other textile clothing	4,175
Oil-seeds & oleaginous fruits, soft	1,943
Medical instruments (incl veterinary)	545

Australia's trade in services with Nicaragua, 2019-20 (A\$m)

Exports of services to Nicaragua	1
Imports of services from Nicaragua	2

	Total share	Rank	Growth (yoy)
Exports of services to Nicaragua	0.0%	162nd	..
Imports of services from Nicaragua	0.0%	157th	100.0%

Australia's investment relationship with Nicaragua, 2019 (A\$m)

Australia's investment in Nicaragua	np
Nicaragua's investment in Australia	np

	Total	FDI
Australia's investment in Nicaragua	np	np
Nicaragua's investment in Australia	np	0

Nicaragua's global merchandise trade relationships

Nicaragua's principal export destinations, 2018

1 United States	61.1%
2 El Salvador	5.7%
3 Mexico	5.6%
27 Australia	0.2%

Nicaragua's principal import sources, 2018

1 United States	27.8%
2 China	13.2%
3 Mexico	10.1%
42 Australia	0.1%