



Australian Government

Department of Foreign Affairs and Trade

# DOMINICAN REPUBLIC



Fact sheets are updated biannually; August and February

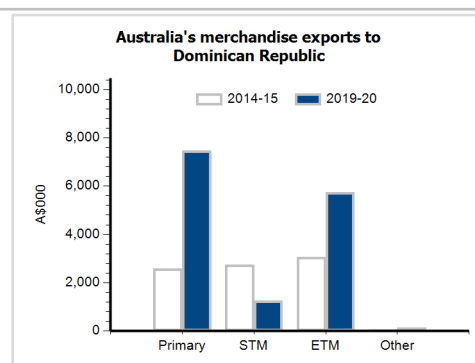
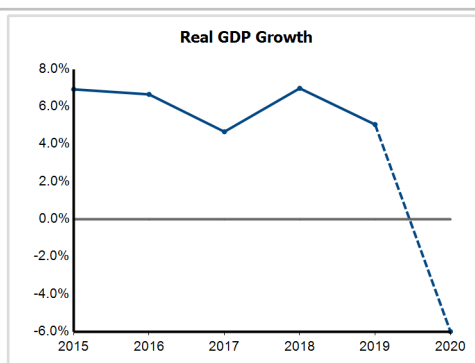
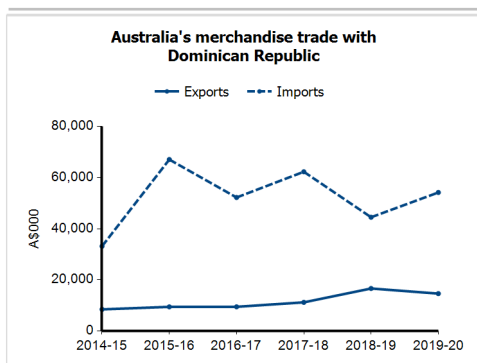
## General information

<b>Capital:</b>	Santo Domingo
<b>Land area:</b>	48,320 sq km
<b>Official language(s):</b>	Spanish
<b>Population:</b>	10.4 million (2019)
<b>Currency:</b>	Peso

**Head of State and Head of Government**  
President HE Mr Luis Rodolfo Abinader Corona

## Economic indicators (a)

	2015	2016	2017	2018	2019	2020
<b>GDP (US\$b) (current prices)</b>	71.3	75.8	80.1	85.6	89.0	77.9
<b>GDP per capita (US\$)</b>	7,139.5	7,521.3	7,874.9	8,341.0	8,595.6	7,444.8
<b>GDP PPP (Int'l \$b)</b>	151.6	167.5	175.9	192.8	206.1	196.5
<b>GDP per capita PPP (Int'l \$)</b>	15,186.0	16,625.8	17,301.4	18,774.8	19,897.8	18,782.7
<b>Real GDP growth (% change yoy)</b>	6.9	6.7	4.7	7.0	5.1	-6.0
<b>Current account balance (US\$b)</b>	-1.3	-0.8	-0.1	-1.2	-1.2	-4.7
<b>Current account balance (% GDP)</b>	-1.8	-1.1	-0.2	-1.4	-1.4	-6.0
<b>Inflation (% change yoy)</b>	0.8	1.6	3.3	3.6	1.8	3.3
<b>Unemployment (% labour force)</b>	7.3	7.1	5.5	5.7	6.2	16.0



## Australia's trade and investment relationship with Dominican Republic (b)

Australian merchandise trade with Dominican Republic, 2019-20 (A\$'000)	Total share	Rank	Growth (yoy)
Exports to Dominican Republic	0.0%	107th	-12.1%
Imports from Dominican Republic	0.0%	82nd	21.8%
Total merchandise trade (exports + imports)	0.0%	96th	12.6%

### Major Australian exports, 2019-20 (A\$'000)

Margarine	4,660
Coated flat-rolled iron & steel	3,508
Meat (excl beef), f.c.f.	2,476
Paper & paperboard	1,191

### Major Australian imports, 2019-20 (A\$'000)

Medical instruments (incl veterinary)	30,541
Medical electrodiagnostic apparatus	5,487
Pharm products (excl medicaments)	5,343
Electrical circuits equipment	3,625

### Australia's trade in services with Dominican Republic, 2019-20 (A\$m)

	Total share	Rank	Growth (yoy)
Exports of services to Dominican Republic	0.0%	162nd	-50.0%
Imports of services from Dominican Republic	0.0%	157th	100.0%

### Australia's investment relationship with Dominican Republic, 2019 (A\$m)

	Total	FDI
Australia's investment in Dominican Republic	12	5
Dominican Republic's investment in Australia	np	0

## Dominican Republic's global merchandise trade relationships

### Dominican Republic's principal export destinations, 2019

1 United States	50.7%
2 Haiti	8.2%
3 Switzerland	7.8%
53 Australia	0.1%

### Dominican Republic's principal import sources, 2019

1 United States	41.3%
2 China	14.9%
3 Mexico	4.0%
57 Australia	0.1%

Compiled by the Statistics Section, DFAT, using the latest data from the ABS, the IMF and various international sources

(a) Economic indicators data is from the IMF WEO where available, the EIU or other reputable source. Data may include forecasts or projections for recent years. GNI may be shown in lieu of GDP for countries where GDP data is unavailable.  
(b) Merchandise trade data is based on published and unpublished ABS data. May exclude confidential items of trade. Totals may not add up due to rounding. Investment data is stocks as at end December.

All data may be subject to future revisions.

GDP - Gross Domestic Product PPP - Purchasing power parity GNI - Gross National Income na - Data is not available np - Data is not published .. - Data is not meaningful Primary - Primary goods STM - Simply transformed manufactures ETM - Elaborately transformed manufactures Other - Other goods including non-monetary gold f.c.f. - Fresh, chilled or frozen nes - Not elsewhere specified