



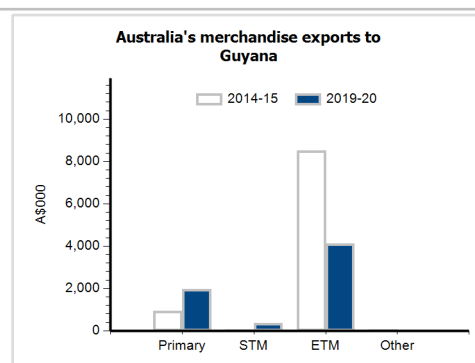
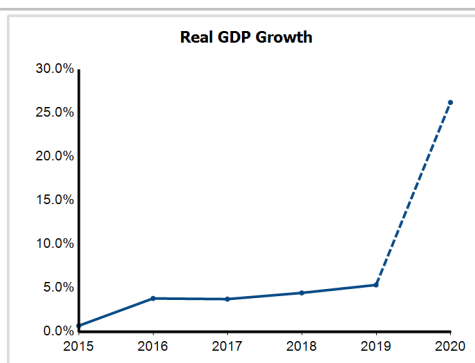
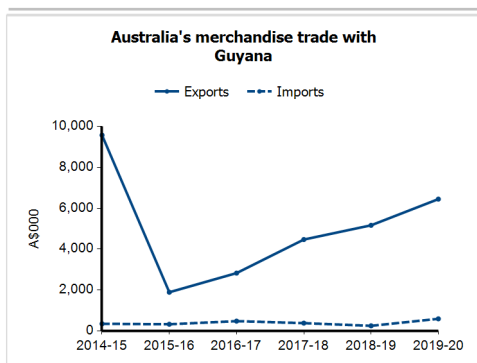
## General information

<b>Capital:</b>	Georgetown
<b>Land area:</b>	196,850 sq km
<b>Official language(s):</b>	English
<b>Population:</b>	785,000 (2019)
<b>Currency:</b>	Guyana dollar

<b>Head of State</b>	President HE Dr Mohamed Irfaan Ali
<b>Head of Government</b>	Prime Minister The Hon Brigadier (rt'd) Mark Phillips

## Economic indicators (a)

	2015	2016	2017	2018	2019	2020
<b>GDP (US\$b) (current prices)</b>	4.3	4.5	4.8	4.8	5.2	6.8
<b>GDP per capita (US\$)</b>	5,580.0	5,796.8	6,104.2	6,120.5	6,594.4	8,648.6
<b>GDP PPP (Int'l \$b)</b>	8.6	8.7	9.3	10.0	10.7	13.7
<b>GDP per capita PPP (Int'l \$)</b>	11,204.6	11,268.4	11,964.6	12,724.6	13,604.2	17,359.5
<b>Real GDP growth (% change yoy)</b>	0.7	3.8	3.7	4.4	5.4	26.2
<b>Current account balance (US\$b)</b>	-0.1	0.1	-0.2	-1.4	-1.8	-1.5
<b>Current account balance (% GDP)</b>	-3.4	1.5	-4.9	-29.2	-33.9	-22.0
<b>Inflation (% change yoy)</b>	-0.9	0.8	1.9	1.3	2.1	1.0
<b>Unemployment (% labour force)</b>	na	na	na	na	na	na



## Australia's trade and investment relationship with Guyana (b)

Australian merchandise trade with Guyana, 2019-20 (A\$000)	Total share	Rank	Growth (yoy)	
Exports to Guyana	6,448	0.0%	129th	24.8%
Imports from Guyana	591	0.0%	162nd	138.0%
Total merchandise trade (exports + imports)	7,039	0.0%	149th	30.0%

### Major Australian exports, 2019-20 (A\$000)

Coated flat-rolled iron & steel	2,176
Cheese & curd	1,932
Passenger motor vehicles	649
Specialised machinery & parts	448

### Major Australian imports, 2019-20 (A\$000)

Aluminium ores & conc (incl alumina)	292
Alcoholic beverages	282
Computers	14
Other textile clothing	2

### Australia's trade in services with Guyana, 2019-20 (A\$m)

	Total share	Rank	Growth (yoy)	
Exports of services to Guyana	3	0.0%	139th	50.0%
Imports of services from Guyana	1	0.0%	167th	0.0%

### Australia's investment relationship with Guyana, 2019 (A\$m)

	Total	FDI
Australia's investment in Guyana	np	np
Guyana's investment in Australia	np	0

## Guyana's global merchandise trade relationships

### Guyana's principal export destinations, 2018

1 Canada	26.9%
2 United States	15.4%
3 Panama	10.9%
54 Australia	0.0%

### Guyana's principal import sources, 2018

1 United States	57.0%
2 Trinidad & Tobago	18.2%
3 China	5.5%
45 Australia	0.1%