

c2c *Train Times*

Shows all train times between
Shoeburyness and London
Fenchurch Street.

Valid from 11 December 2022
until further notice.

Contents

4	c2c Useful Contacts
6	Station Facilities
7	Ticket Office Opening Hours
8	Journey Tips
9	Shoeburyness to London Fenchurch Street – Mondays to Fridays
18	Shoeburyness to London Fenchurch Street – Saturdays
21	Shoeburyness to London Fenchurch Street – Sundays
24	London Fenchurch Street to Shoeburyness – Mondays to Fridays
33	London Fenchurch Street to Shoeburyness – Saturdays
36	London Fenchurch Street to Shoeburyness – Sundays
39	Bus and Ferry Service – Gravesend to London
41	Bus and Ferry Service – London to Gravesend



Follow us on Twitter [@c2c_Rail](#) for all the latest service updates.



Like us on Facebook at [c2c Rail](#) for all the latest competitions and offers.

c2c Useful Contacts

For up to the minute train running information, details of forthcoming engineering work, fares information, full timetables and much more visit c2c-online.co.uk

Train Times & Fares Information for all National Rail Services

nationalrail.co.uk **Phone** 03457 48 49 50 (24 Hours)

Smartcard Assistance

Phone 0345 744 4422 (option 2)

(0800 - 2000 Monday to Friday; 0900 - 1600 Saturday, Sunday & Bank Holidays (except Christmas and Boxing day)

Post c2c Customer Relations, FREEPOST ADM3968, Southend SS1 1ZS,

Online Contact Form: c2c-online.co.uk/contact-us/

Passenger (Mobility, Visual or Hearing) Travel Assistance Helpline

Phone 0345 744 4422 (option 3) (24 hours a day)

Email passengerassistance@c2crail.co.uk

(0800 - 2000 Monday to Friday, 0900 - 1600 Saturday, Sunday & Bank Holidays except Christmas and Boxing day)

Lost Property

Phone 0345 744 4422 (option 4)

(0800 - 2000 Monday to Friday, 0900 - 1600 Saturday, Sunday & Bank Holidays (except Christmas and Boxing day)

Online Contact Form: c2c-online.co.uk/help-feedback/lost-property/

Online Sales and Support

Phone 0345 744 4422 (option 5)

(0800 - 2000 Monday to Friday; 0900 - 1600 Saturday, Sunday & Bank Holidays (except Christmas and Boxing day)

Online Contact Form: c2c-online.co.uk/contact-us/

Comments or Complaints

Phone 0345 744 4422 (option 6)

(0800 - 2000 Monday to Friday; 0900 - 1600 Saturday, Sunday & Bank Holidays (except Christmas and Boxing day)

Post c2c Customer Relations, FREEPOST ADM3968, Southend SS1 1ZS,

Online Contact Form: c2c-online.co.uk/contact-us/

Group Travel

Info and Online Form:

c2c-online.co.uk/our-network/travelling-in-large-groups/

Public Transport Information

traveline.info **Phone** 0871 200 2233

Public Transport Information for London

tfl.gov.uk

Through Tickets for Train & Bus

plusbus.info

Guide to Taxis Serving Rail Stations

traintaxi.co.uk

Rail Crime: Don't Ignore it, Report it

Phone 0800 40 50 40 **Text** 61016

Passenger Groups

Independent Passenger Representation

London Travelwatch

(For stations Upminster/Purfleet to London)

169 Union Street, London, SE1 0LL

Email enquiries@londontravelwatch.org.uk
londontravelwatch.org.uk

Transport Focus

(For stations West Horndon/Ockendon/Grays to Shoeburyness)

FREEPOST RTEH-XAGE-BYKZ, PO Box 5594, Southend-on-Sea, SS1 9PZ

Phone 0300 123 2350

advice@transportfocus.org.uk

Rail Ombudsman contact details

(0900 - 1700 Monday to Friday)

Website: (including online chat): railombudsman.org

Telephone: 0330 094 0362 **Textphone:** 0330 094 0363

Email: info@railombudsman.org **Twitter:** @RailOmbudsman

Post: FREEPOST – RAIL OMBUDSMAN

The Contact Centre team are available:

Monday to Friday 08:00 - 20:00

Saturday and Bank Holidays 08:00 - 13:00 (excluding Christmas Day)

Working with local passenger groups across the c2c route

The c2c Passenger Panel is made up of customers from across the c2c route, representing different stations. It aims to provide a two way channel for communication, consultation and representation for our customers, and to gather feedback on service standards and performance. If you have a suggestion for improving our service, email passengerpanel@c2crail.co.uk and these will be looked at by the Panel and addressed by c2c's senior management team.

The c2c Accessibility Panel works alongside members from Greater Anglia and is made up of customers across the c2c and Greater Anglia routes, representing different stations and lived experiences of disability. The email address to contact the Accessibility Panel is accessibilitypanel@greateranglia.co.uk

The below are independent passenger groups, if you live in the below areas and have any comments regarding your experience please contact via the email address provided:

Stations east of and including Benfleet

The Southend Rail Travellers Association (SRTA)

[srta.usergroup@gmail.com](mailto:sрта.usergroup@gmail.com)

Laindon and West Horndon

The Laindon Passenger Group (LPG)

Laindonpassengergroup@gmail.com

Ockendon and via Rainham

The Loopline

loopline.usergroup@gmail.com

Station Facilities

Whilst some of our ticket offices are not open for all of the day, all of our stations are staffed from first to last train so there will be someone there to help you if needed.

Fenchurch Street	
Limehouse	
West Ham	
Barking	
Upminster** RA	
West Horndon	
Laindon	
Basildon	
Pitsea	
Benfleet	
Leigh-on-Sea	
Chalkwell	
Westcliff	
Southend Central	
Southend East	
Thorpe Bay	
Shoeburyness	
Dagenham Dock***	
Rainham	
Purfleet***	
Ockendon	
Chafford Hundred*	
Grays	
Tilbury Town	
East Tilbury***	
Stanford-le-Hope	

Station Facilities

KEY

- Step-free access from London
- Step-free access to London
- Step-free toilet
- Lifts
- Taxis available
- Free Wi-Fi available on station
- Rail-road season ticket (PlusBus)
- Station link (wheelchair access) Bus stops
- Car Park (D - disabled spaces available)
- Cycle Park
- Bus link to the Ferry for Gravesend
- Private car park opposite station
- Catering/Coffee***
- Newsagent
- Baby changing facilities
- Docklands Light Railway

- * For intu Lakeside
- ** No disabled access to platform 6 for trains to/from Romford
- *** Hours may be limited
- RA Lift access to platform 1-5 only not to platform 6

Facilities and ticket office opening times are subject to change. For an up to date list of station facilities, please see c2c-online.co.uk

Journey Tips

Keeping you Connected

Download the c2c Live App to check your train times, purchase tickets, set alerts for your journeys, request station assistance in advance, and view our twitter feed for service updates. Wi-Fi is free at all of our stations, and coming soon to all our trains.

c2c Smartcard

Our Smartcard is not only free, it comes with a whole host of benefits including Automatic Delay Repay, Durability through to collecting loyalty points on your ticket purchases and Flexible season ticket options for our part time commuters. Apply online today!

Connections

You can connect onto other services from certain c2c stations including National Rail, London Underground, London Overground, DLR, and PlusBus. Taxis are available at most stations. See the map on the back cover for details of these connections.

Service Alterations

On occasion, we may not be able to run the services shown in this timetable. Details of upcoming service alterations are displayed at all of our stations, and at c2c-online.co.uk. You can also follow us on Twitter [@c2c_Rail](https://twitter.com/c2c_Rail) for all the latest updates.

Bicycles

Folded bicycles are allowed on all our services. You can take non-folding bikes on all of our trains except those scheduled to arrive into London Fenchurch Street between 07.14 and 09.30, or scheduled to leave London Fenchurch Street between 16.30 and 18.35 on weekdays.

Customer Assistance

Customer Assistance If you need a bit of extra help around the station or onto a train, you can book assistance by calling **03457 44 44 22** (option 3) at least two hours before you travel with c2c and other train companies. Alternatively you can email us at passengerassistance@c2crail.co.uk. Find out more about our step-free access on the station facilities page c2c-online.co.uk.

Quiet Zone









One in four of our carriages are designated quiet zones, and we thank you for your respectful use of mobile phones and personal audio devices.

Smoking

All c2c services and stations are non-smoking, including electronic cigarettes.

Monday to Fridays
Shoeburyness → London Fenchurch Street

Shoeburyness → London Fenchurch Street

Shoeburyness	22 57	23 27				
Thorpe Bay	23 01	23 31				
Southend East	23 03	23 33				
Southend Central (Arrival)	23 06	23 36				
Southend Central (Depart)	22 42	23 06	23 12	23 36		
Westcliff	22 45	23 08	23 15	23 38		
Chalkwell	22 47	23 11	23 17	23 41		
Leigh-on-Sea	22 50	23 13	23 20	23 43		
Benfleet	22 54	23 18	23 24	23 48		
Pitsea	22 59	23 21	23 29	23 51		
Basilston	23 25	23 55				
Laindon	23 28	23 58				
West Hamdon	23 33	00 03				
Stanford-le-Hope	23 05	23 35				
East Tilbury	23 08	23 38				
Tilbury Town 	23 14	23 44				
Grays	23 12	23 17	23 42	23 47		
Purfleet	23 18	23 48				
Rainham	23 23	23 53				
Dagenham Dock	23 26	23 56				
Chafford Hundred (intu Lakeside)	23 21	23 51				
Ockendon	23 25	23 55				
Upminster 	23 31	23 38	00 01	00 08		
Barking 	23 32	23 39	23 46	00 02	00 09	00 16
Stratford 						
London Liverpool Street 						
West Ham 	23 38	23 44	23 51	00 08	00 14	00 21
Limehouse 	23 43	23 49	23 56	00 13	00 19	00 26
London Fenchurch Street 	23 47	23 54	00 01	00 17	00 24	00 32

Passengers may leave highlighted stations later and arrive at their destination earlier by using an alternative service. Please check adjacent columns for these journeys.

Doors may be closed up to 30 seconds prior to the advertised departure time.

Saturdays

Shoeburyness → London Fenchurch Street

Sundays

Shoeburyness → London Fenchurch Street

Shoeburyness → London Fenchurch Street

Sundays

Shoeburyness	05 40	06 02	06 10	06 26	06 43	06 56	07 13	07 26	07 43	07 56	08 13	08 26	08 43	08 56	20 43	20 56	
Thorpe Bay	05 44	06 06	06 14	06 30	06 47	07 00	07 17	07 30	07 47	08 00	08 17	08 30	08 47	09 00	20 47	21 00	
Southend East	05 46	06 08	06 16	06 32	06 49	07 02	07 19	07 32	07 49	08 02	08 19	08 32	08 49	09 02	20 49	21 02	
Southend Central (Arrival)	05 49	06 11	06 19	06 35	06 52	07 05	07 22	07 35	07 52	08 05	08 22	08 35	08 52	09 05	20 52	21 05	
Southend Central (Depart)	05 49	06 11	06 19	06 35	06 52	07 05	07 22	07 35	07 52	08 05	08 22	08 35	08 52	09 05	20 52	21 05	
Westcliff	05 51	06 13	06 21	06 37	06 54	07 07	07 24	07 37	07 54	08 07	08 24	08 37	08 54	09 07	20 54	21 07	
Chalkwell	05 54	06 16	06 24	06 40	06 57	07 10	07 27	07 40	07 57	08 10	08 27	08 40	08 57	09 10	20 57	21 10	
Leigh-on-Sea	05 56	06 19	06 26	06 42	07 00	07 12	07 30	07 42	08 00	08 12	08 30	08 42	09 00	09 12	21 00	21 12	
Benfleet	06 01	06 24	06 31	06 47	07 05	07 17	07 35	07 47	08 05	08 17	08 35	08 47	09 05	09 17	21 05	21 17	
Pitsea	06 04	06 29	06 34	06 50	07 10	07 20	07 40	07 50	08 10	08 20	08 40	08 50	09 10	09 20	21 10	21 20	
Basildon	06 08	06 38	06 54	07 24	07 54	08 24	08 54	09 24	21 24	
Laindon	06 11	06 41	06 57	07 27	07 57	08 27	08 57	09 27	21 27	
West Horndon	06 16	06 46	07 02	07 32	08 02	08 32	09 02	09 32	21 32	
Stanford-le-Hope	06 35	07 16	07 46	08 16	08 46	09 16	21 16	
East Tilbury	06 38	07 19	07 49	08 19	08 49	09 19	21 19	
Tilbury Town	06 44	07 25	07 55	08 25	08 55	09 25	21 25	
Grays	06 48	07 30	07 42	08 00	08 22	08 30	09 00	09 22	09 30	09 52	21 22	21 30	
Purfleet	07 48	07 48	08 28	08 36	09 08	09 28	09 36	09 58	21 28	21 36	
Rainham	07 53	07 53	08 33	08 41	09 03	09 33	09 41	10 03	21 33	21 41	
Dagenham Dock	07 56	07 56	08 37	08 45	09 07	09 37	09 45	10 07	21 37	21 45	
Chafford Hundred (Intu Lakeside)	06 51	07 33	08 03	08 33	09 03	09 33	21 33	
Ockendon	06 55	07 37	08 07	08 37	09 07	09 37	21 37	
Upminster	06 21	07 02	06 51	07 07	07 44	07 37	08 14	08 07	08 44	08 37	09 14	09 07	09 44	09 37	21 44	21 37	
Barking	06 29	07 11	06 59	07 15	07 53	07 45	08 02	08 23	08 15	08 42	08 53	08 46	09 12	09 23	09 17	09 42	09 53	09 47	10 12	21 42	21 53	21 47	22 12
Stratford	09 26	09 56	21 56
London Liverpool Street	09 35	10 05	22 05
West Ham	06 34	07 16	07 04	07 20	07 58	07 50	08 08	08 28	08 20	08 48	08 58	08 51	09 18	09 28	09 48	09 58	10 18	21 48	21 58	22 18
Limehouse	06 39	07 21	07 09	07 25	08 03	07 55	08 13	08 33	08 25	08 53	09 03	08 56	09 23	09 33	09 53	10 03	10 23	21 53	22 03	22 23
London Fenchurch Street	06 45	07 28	07 16	07 32	08 09	08 02	08 18	08 39	08 32	08 58	09 09	09 02	09 28	09 39	09 58	10 09	10 28	21 59	22 09	22 28

and at the same time past each hour until

Passengers may leave highlighted stations later and arrive at their destination earlier by using an alternative service. Please check adjacent columns for these journeys.

Doors may be closed up to 30 seconds prior to the advertised departure time.


Shoeburyness	21 13	21 26	21 43	21 56	22 10	22 26	22 40
Thorpe Bay	21 17	21 30	21 47	22 00	22 14	22 30	22 44
Southend East	21 19	21 32	21 49	22 02	22 16	22 32	22 46
Southend Central (Arrival)	21 22	21 35	21 52	22 05	22 19	22 35	22 49
Southend Central (Depart)	21 22	21 35	21 52	22 05	22 19	22 35	22 49
Westcliff	21 24	21 37	21 54	22 07	22 21	22 37	22 51
Chalkwell	21 27	21 40	21 57	22 10	22 24	22 40	22 54
Leigh-on-Sea	21 30	21 42	22 00	22 12	22 26	22 43	22 56
Benfleet	21 35	21 47	22 05	22 17	22 31	22 48	23 01
Pitsea	21 40	21 50	22 10	22 20	22 34	22 53	23 04
Basildon	21 54	22 24	22 38	23 08
Laindon	21 57	22 27	22 41	23 11
West Horndon	22 02	22 32	22 46	23 16
Stanford-le-Hope	21 46	22 16	22 59
East Tilbury	21 49	22 19	23 02
Tilbury Town 🚆	21 55	22 25	23 08
Grays	22 00	22 30	22 35	23 12
Purfleet	22 41
Rainham	22 46
Dagenham Dock	22 50
Chafford Hundred (Intu Lakeside)	22 03	22 33	23 15
Ockendon	22 07	22 37	23 19
Upminster 🚆	22 14	22 07	22 44	22 37	22 51	23 26	23 21
Barking 🚆	22 23	22 17	22 53	22 47	22 56	23 00	23 35	23 30
Stratford 🚆	22 26	22 56
London Liverpool Street 🚆	22 35	23 05
West Ham 🚆	22 28	22 58	23 02	23 05	23 40	23 35
Limehouse 🚆	22 33	23 03	23 07	23 10	23 45	23 40
London Fenchurch Street 🚆	22 39	23 09	23 13	23 16	23 51	23 46

Passengers may leave highlighted stations later and arrive at their destination earlier by using an alternative service. Please check adjacent columns for these journeys.

Doors may be closed up to 30 seconds prior to the advertised departure time.

Mondays to Fridays

London Fenchurch Street → Shoeburyness

London Fenchurch Street DLR ⇄	23 24	23 34	23 41	23 54	00 04	00 11	00 24	00 34
Limehouse DLR	23 28	23 38	23 45	23 58	00 08	00 15	00 28	00 38
West Ham DLR ⇄	23 33	23 43	23 50	00 03	00 13	00 20	00 33	00 43
London Liverpool Street ⇄								
Stratford DLR ⇄								
Barking ⇄	23 39	23 48	23 55	00 09	00 18	00 25	00 39	00 49
Upminster ⇄		23 56	00 04		00 26	00 33		00 57
Ockendon			00 09			00 39		
Chafford Hundred (Lakeside)			00 13			00 42		
Dagenham Dock	23 43			00 13			00 43	
Rainham	23 47			00 17			00 47	
Purfleet	23 52			00 22			00 52	
Grays	23 58		00 18	00 28		00 46	00 58	
Tilbury Town 			00 21			00 49		
East Tilbury			00 27			00 55		
Stanford-le-Hope			00 30			00 59		
West Hamdon		00 01			00 31			01 02
Laindon		00 06			00 36			01 07
Basildon		00 09			00 39			01 10
Pitsea		00 13	00 38		00 43	01 07		01 14
Benfleet		00 16	00 42		00 46	01 11		01 17
Leigh-on-Sea		00 21	00 47		00 51	01 15		01 22
Chalkwell		00 23	00 49		00 53	01 18		01 24
Westcliff		00 25	00 51		00 55	01 20		01 26
Southend Central (Arrival)		00 28	00 54		00 58	01 22		01 29
Southend Central (Depart)		00 28	00 54		00 58	01 22		01 29
Southend East		00 30	00 56		01 00	01 24		01 31
Thorpe Bay		00 33	00 58		01 03	01 27		01 34
Shoeburyness		00 37	01 02		01 07	01 31		01 38

Passengers can arrive earlier at highlighted stations by catching a later service. Please check adjacent columns for these journeys.

Doors may be closed up to **30 seconds** prior to the advertised departure time.

Saturdays

London Fenchurch Street → Shoeburyness

Sundays

London Fenchurch Street → Shoeburyness

c2c-online.co.uk


0345 744 4422

London Fenchurch Street DLR ⇄	06 38	07 18	07 23	07 35	07 48	07 53	08 05	08 18	08 23	08 35	08 48	08 53	09 05	09 18	09 23
Limehouse DLR	06 42	07 22	07 27	07 39	07 52	07 57	08 09	08 22	08 27	08 39	08 52	08 57	09 09	09 22	09 27
West Ham DLR ⇄	06 47	07 27	07 32	07 44	07 57	08 02	08 14	08 27	08 32	08 44	08 57	09 02	09 14	09 27	09 32
London Liverpool Street ⇄
Stratford DLR ⇄
Barking ⇄	06 53	06 58	07 33	07 38	07 50	08 03	08 08	08 20	08 33	08 38	08 50	09 03	09 08	09 20	09 33	09 38
Upminster ⇄	07 02	07 07	07 42	07 46	08 12	08 16	08 42	08 46	09 12	09 16	09 42	09 46
Ockendon	07 12	07 52	08 22	08 52	09 22	09 52
Chafford Hundred (Lakeside)	07 16	07 56	08 26	08 56	09 26	09 56
Dagenham Dock	07 55	08 25	08 55	09 25
Rainham	07 58	08 28	08 58	09 28
Purfleet	08 03	08 33	09 03	09 33
Grays	07 21	08 00	08 11	08 30	08 41	09 00	09 11	09 30	09 41	10 00
Tilbury Town	07 24	08 03	08 33	09 03	09 33	10 03
East Tilbury	07 30	08 09	08 39	09 09	09 39	10 09
Stanford-le-Hope	07 33	08 13	08 43	09 13	09 43	10 13
West Hamdon	07 07	07 47	08 17	08 47	09 17	09 47
Laindon	07 12	07 52	08 22	08 52	09 22	09 52
Basildon	07 15	07 55	08 25	08 55	09 25	09 55
Pitsea	07 19	07 41	07 59	08 21	08 29	08 51	08 59	09 21	09 29	09 51	09 59	10 21
Benfleet	07 22	07 45	08 02	08 25	08 32	08 55	09 02	09 25	09 32	09 55	10 02	10 25
Leigh-on-Sea	07 27	07 50	08 07	08 30	08 37	09 00	09 07	09 30	09 37	10 00	10 07	10 30
Chalkwell	07 29	07 52	08 09	08 32	08 39	09 02	09 09	09 32	09 39	10 02	10 09	10 32
Westcliff	07 31	07 54	08 11	08 34	08 41	09 04	09 11	09 34	09 41	10 04	10 11	10 34
Southend Central (Arrival)	07 34	07 57	08 14	08 37	08 44	09 07	09 14	09 37	09 44	10 07	10 14	10 37
Southend Central (Depart)	07 34	07 57	08 14	08 37	08 44	09 07	09 14	09 37	09 44	10 07	10 14	10 37
Southend East	07 36	07 59	08 16	08 39	08 46	09 09	09 16	09 39	09 46	10 09	10 16	10 39
Thorpe Bay	07 39	08 02	08 19	08 42	08 49	09 12	09 19	09 42	09 49	10 12	10 19	10 42
Shoeburyness	07 45	08 08	08 25	08 48	08 55	09 18	09 25	09 48	09 55	10 18	10 25	10 48

Passengers can arrive earlier at highlighted stations by catching a later service. Please check adjacent columns for these journeys.

Doors may be closed up to **30 seconds** prior to the advertised departure time.

London Fenchurch Street → Shoeburyness

London Fenchurch Street DLR ⇄	09 35	09 53	10 05	10 23	20 53	21 05	21 23	21 38	21 53	22 23	23 11	23 41	00 11
Limehouse DLR	09 39	09 57	10 09	10 27	20 57	21 09	21 27	21 42	21 57	22 27	23 15	23 45	00 15
West Ham DLR ⇄	09 44	10 02	10 14	10 32	21 02	21 14	21 32	21 47	22 02	22 32	23 20	23 50	00 20
London Liverpool Street ⇄	09 45	10 15	21 15	21 45	22 15	22 45	23 15
Stratford DLR ⇄	09 52	10 22	21 22	21 52	22 22	22 52	23 22
Barking ⇄	09 50	10 03	10 08	10 20	10 33	10 38	21 08	21 20	21 33	21 38	21 53	22 03	22 08	22 33	22 38	23 03	23 26	23 33	23 56	00 26
Upminster ⇄	10 12	10 16	10 42	10 46	21 16	21 42	21 46	22 12	22 16	22 42	22 46	23 12	23 34	23 42	00 05	00 34
Ockendon	10 22	10 52	21 22	21 52	22 22	22 52	23 40
Chafford Hundred (Lakeside)	10 26	10 56	21 26	21 56	22 26	22 56	23 44
Dagenham Dock	09 55	10 25	21 25	21 58
Rainham	09 58	10 28	21 28	22 01
Purfleet	10 03	10 33	21 33	22 06
Grays	10 11	10 30	10 41	11 00	21 30	21 41	22 00	22 14	22 30	23 00	23 48
Tilbury Town 	10 33	11 03	21 33	22 03	22 33	23 03	23 51
East Tilbury	10 39	11 09	21 39	22 09	22 39	23 09	23 57
Stanford-le-Hope	10 43	11 13	21 43	22 13	22 43	23 13	00 01
West Hamdon	10 17	10 47	21 47	22 17	22 47	23 17	23 47	00 10	00 39
Laindon	10 22	10 52	21 52	22 22	22 52	23 22	23 52	00 15	00 44
Basilidon	10 26	10 56	21 56	22 26	22 56	23 26	23 56	00 18	00 47
Pitsea	10 29	10 51	10 59	11 21	21 51	21 59	22 21	22 29	22 51	22 59	23 21	23 29	00 09	23 59	00 22	00 51
Benfleet	10 33	10 55	11 03	11 25	21 55	22 03	22 25	22 33	22 55	23 03	23 25	23 33	00 13	00 03	00 25	00 54
Leigh-on-Sea	10 37	11 00	11 07	11 30	22 00	22 07	22 30	22 37	23 00	23 07	23 30	23 37	00 17	00 07	00 30	00 59
Chalkwell	10 40	11 02	11 10	11 32	22 02	22 10	22 32	22 40	23 02	23 10	23 32	23 40	00 20	00 10	00 32	01 01
Westcliff	10 42	11 04	11 12	11 34	22 04	22 12	22 34	22 42	23 04	23 12	23 34	23 42	00 22	00 12	00 34	01 03
Southend Central (Arrival)	10 44	11 07	11 14	11 37	22 07	22 14	22 37	22 44	23 07	23 14	23 37	23 44	00 24	00 14	00 37	01 06
Southend Central (Depart)	10 45	11 07	11 15	11 37	22 07	22 15	22 37	22 45	23 07	23 15	23 37	23 45	00 25	00 15	00 37	01 06
Southend East	10 47	11 09	11 17	11 39	22 09	22 17	22 39	22 47	23 09	23 17	23 39	23 47	00 27	00 17	00 39	01 08
Thorpe Bay	10 49	11 12	11 19	11 42	22 12	22 19	22 42	22 49	23 12	23 19	23 42	23 49	00 29	00 19	00 42	01 11
Shoeburyness	10 55	11 18	11 25	11 48	22 18	22 25	22 48	22 55	23 18	23 25	23 48	23 55	00 35	00 25	00 48	01 17

36

and
at the
same
time
past
each
hour
until

Passengers may leave highlighted stations later and arrive at their destination earlier by using an alternative service. Please check adjacent columns for these journeys.

Doors may be closed up to 30 seconds prior to the advertised departure time.

Bus and Ferry Service

Gravesend → Tilbury Riverside (Ferry Service)

→ Tilbury Town (Bus Service) → London

37

🚍 Minibus (between ferry terminus and railway station) 🚤 Ferry Service (operated by Jetstream Tours)

Mondays to Fridays

Gravesend Ferry Landing 🚤	05 40	06 10	06 40	07 00	07 25	08 00	08 30	09 00	10 05	10 30	11 00	11 30	12 00	12 30	13 00
Tilbury Riverside 🚤	05 45	06 15	06 45	07 05	07 30	08 05	08 35	09 05	10 10	10 35	11 05	11 35	12 05	12 35	13 05
Tilbury Riverside 🚍	05 50	06 20	06 50	07 15	07 35	08 10	08 40	09 10	10 15	10 40	11 10	11 40	12 10	12 40	13 10
Tilbury Town 🚍	05 58	06 28	06 58	07 23	07 44	08 20	08 48	09 18	10 24	10 48	11 18	11 48	12 18	12 48	13 18
Tilbury Town	06 02	06 34	07 02	07 36	07 52	08 34	09 04	09 33	10 44	11 14	11 44	12 11	12 44	13 14	
London Fenchurch Street 🚍	06 44	07 17	07 47	08 20	08 35	09 17	09 48	10 13	11 24	11 54	12 24	12 53	13 24	13 56	

Gravesend Ferry Landing 🚤	13 30	14 00	15 05	15 30	16 00	16 30	17 00	17 30	18 00	18 30	19 00				
Tilbury Riverside 🚤	13 35	14 05	15 10	15 35	16 05	16 35	17 05	17 35	18 05	18 35	19 05				
Tilbury Riverside 🚍	13 40	14 10	15 15	15 40	16 10	16 40	17 10	17 40	18 10	18 40	19 10				
Tilbury Town 🚍	13 48	14 18	15 24	15 48	16 18	16 48	17 18	17 48	18 18	18 48	19 18				
Tilbury Town	13 43	14 14	14 44	15 43	16 15	16 41	17 04	17 33	18 19	18 44	19 03	19 37			
London Fenchurch Street 🚍	14 24	14 54	15 25	16 28	16 57	17 28	17 44	18 12	19 01	19 30	19 42	20 20			

Saturdays

Gravesend Ferry Landing 🚤	05 40	06 10	07 00	07 25	08 00	08 30	09 00	10 05	10 30	11 00	11 30	12 00	12 30	13 00
Tilbury Riverside 🚤	05 45	06 15	07 05	07 30	08 05	08 35	09 05	10 10	10 35	11 05	11 35	12 05	12 35	13 05
Tilbury Riverside 🚍	05 50	06 20	07 15	07 35	08 10	08 40	09 10	10 15	10 40	11 10	11 40	12 10	12 40	13 10
Tilbury Town 🚍	05 58	06 28	07 23	07 44	08 20	08 48	09 18	10 24	10 48	11 18	11 48	12 18	12 48	13 18
Tilbury Town	06 26	06 56	07 26	07 56	08 26	08 56	09 26	09 56	10 56	11 26	11 56	12 26	12 56	13 26
London Fenchurch Street 🚍	07 09	07 39	08 09	08 39	09 09	09 39	10 09	10 39	11 39	12 09	12 39	13 09	13 39	14 09

Gravesend Ferry Landing 🚤	13 30	14 00	15 05	15 30	16 00	16 30	17 00	17 30	18 00	18 30	19 00				
Tilbury Riverside 🚤	13 35	14 05	15 10	15 35	16 05	16 35	17 05	17 35	18 05	18 35	19 05				
Tilbury Riverside 🚍	13 40	14 10	15 15	15 40	16 10	16 40	17 10	17 40	18 10	18 40	19 10				
Tilbury Town 🚍	13 48	14 18	15 24	15 48	16 18	16 48	17 18	17 48	18 18	18 48	19 18				
Tilbury Town	13 56	14 26	14 56	15 56	16 26	16 56	17 26	17 56	18 26	18 56	19 26				
London Fenchurch Street 🚍	14 39	15 09	15 39	16 39	17 09	17 39	18 09	18 39	19 09	19 39	20 09				

Gravesend to Tilbury Riverside Ferry Service operated by Jetstream Tours
 Tilbury Town to Tilbury Town bus service operated by Ensign Buses as Route 99

Roadworks may require revised bus times during the timetable period, please check before travelling.

No Sunday service

Bus and Ferry Service

London → Tilbury Town

→ **Tilbury Riverside** (Bus Service)

→ **Gravesend** (Ferry Service)

London → Tilbury Town → Tilbury Riverside (Bus Service) → Gravesend (Ferry Service)

Mondays to Saturdays

Minibus (between ferry terminus and railway station) Ferry Service (operated by Jetstream Tours)

Mondays to Fridays

London Fenchurch Street	05 07	05 40	06 08	06 37	07 07	07 40	08 11	09 08	09 41	10 11	10 41	11 12	11 39	12 11
Tilbury Town	05 47	06 19	06 51	07 17	07 51	08 22	08 51	09 50	10 20	10 50	11 20	11 51	12 20	12 50
Tilbury Town	05 34	06 13	06 43	07 08	07 30	08 03	08 33	09 03	10 03	10 33	11 03	11 33	12 03	12 33
Tilbury Riverside	05 36	06 15	06 45	07 10	07 32	08 05	08 35	09 05	10 05	10 35	11 05	11 35	12 05	12 35
Tilbury Riverside	05 50	06 20	06 50	07 15	07 40	08 10	08 40	09 10	10 15	10 42	11 12	11 42	12 12	12 42
Gravesend Ferry Landing	05 55	06 25	06 55	07 20	07 45	08 15	08 45	09 15	10 20	10 47	11 17	11 47	12 17	12 47

London Fenchurch Street	12 41	13 11	14 11	14 41	15 11	15 41	16 10	16 36	17 07	17 37	18 07			
Tilbury Town	13 20	13 50	14 50	15 20	15 50	16 22	16 52	17 16	17 47	18 17	18 46			
Tilbury Town	13 33	14 03	15 08	15 33	16 03	16 33	17 03	17 33	18 03	18 33	19 03			
Tilbury Riverside	13 35	14 05	15 10	15 35	16 05	16 35	17 05	17 35	18 05	18 35	19 05			
Tilbury Riverside	13 42	14 10	15 15	15 42	16 12	16 42	17 12	17 42	18 12	18 42	19 10			
Gravesend Ferry Landing	13 47	14 15	15 20	15 47	16 17	16 47	17 17	17 47	18 17	18 47	19 15			

Saturdays

London Fenchurch Street	05 23	06 23	06 53	07 23	07 53	08 53	09 23	09 53	10 23	10 53	11 23	11 53	12 23
Tilbury Town	06 03	07 03	07 33	08 03	08 33	09 33	10 03	10 33	11 03	11 33	12 03	12 33	13 03
Tilbury Town	05 34	06 13	07 08	07 30	08 03	08 33	09 03	10 03	10 33	11 03	11 33	12 03	12 33
Tilbury Riverside	05 36	06 15	07 10	07 32	08 05	08 35	09 05	10 05	10 35	11 05	11 35	12 05	12 35
Tilbury Riverside	05 50	06 20	07 15	07 40	08 10	08 40	09 10	10 15	10 42	11 12	11 42	12 12	12 42
Gravesend Ferry Landing	05 55	06 25	07 20	07 45	08 15	08 45	09 15	10 20	10 47	11 17	11 47	12 17	12 47

London Fenchurch Street	12 53	14 23	14 53	15 23	15 53	16 23	16 53	17 23	17 53				
Tilbury Town	13 33	15 03	15 33	16 03	16 33	17 03	17 33	18 03	18 33				
Tilbury Town	13 33	14 03	15 08	15 33	16 03	16 33	17 03	17 33	18 03	18 33	19 03		
Tilbury Riverside	13 35	14 05	15 10	15 35	16 05	16 35	17 05	17 35	18 05	18 35	19 05		
Tilbury Riverside	13 42	14 10	15 15	15 42	16 12	16 42	17 12	17 42	18 12	18 42	19 10		
Gravesend Ferry Landing	13 47	14 15	15 20	15 47	16 17	16 47	17 17	17 47	18 17	18 47	19 15		

Gravesend to Tilbury Riverside Ferry Service operated by Jetstream Tours
Tilbury Riverside to Tilbury Town bus service operated by Ensign Bus Group 99

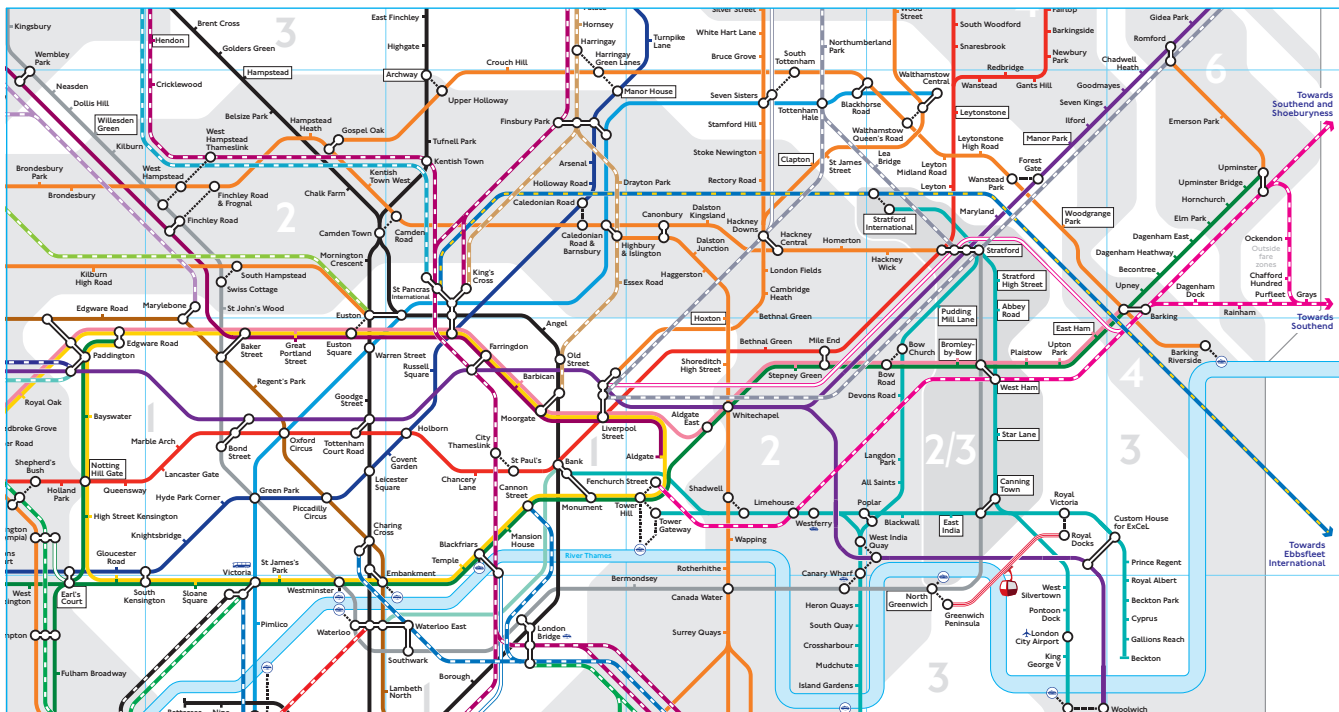
Roadworks may require revised bus times during the timetable period, please check before travelling.

No Sunday service

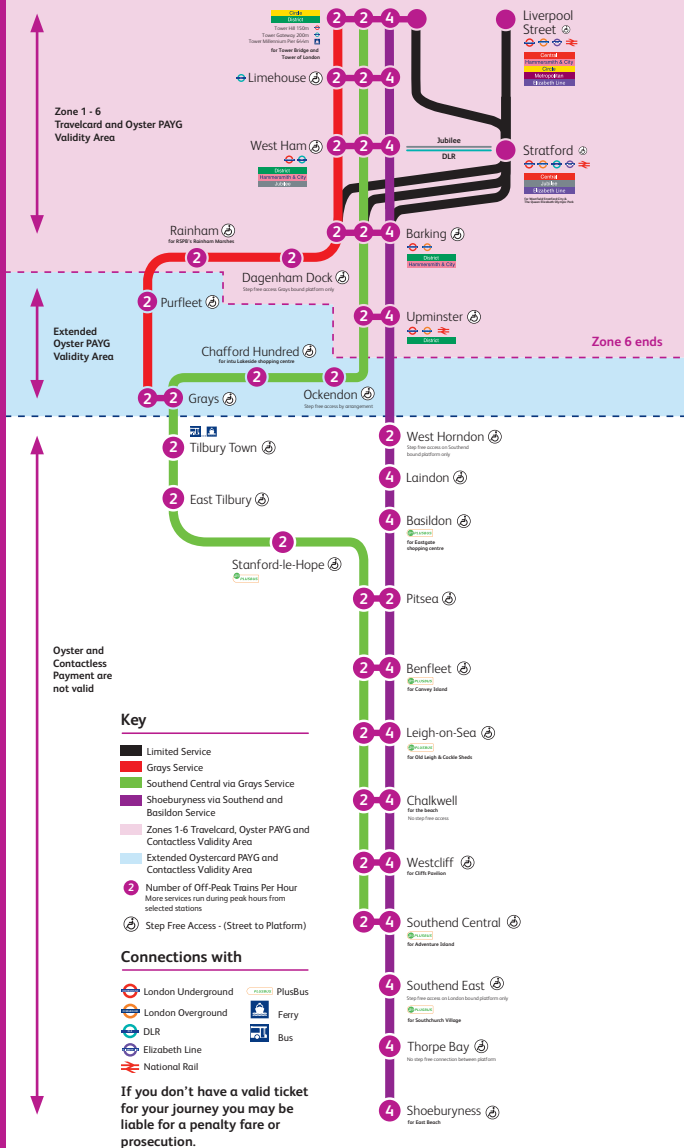
London's Rail & Tube services

Key to lines and symbols

- Bakerloo
- Central
- Circle
- District
- Hammersmith & City
- Jubilee
- Metropolitan
- Northern
- Piccadilly
- Victoria
- Waterloo & City
- DLR
- Elizabeth line
- London Overground
- London Trams
- London Cable Car
- Great Western Railway
- Greater Anglia
- Heathrow Express
- London Northwestern Railway
- South Western Railway
- Southeastern
- Southeastern high speed
- Southern
- Thameslink
- Interchange stations
- Internal interchange
- Under 10 minute walk between stations
- Airport
- Bus transfer to Airport
- River services interchange
- Victoria Coach Station
- Station in both fare zones
- Closure fare zones. Cyster not valid
- London Cable Car



Fenchurch Street



We really want to hear your views to include them in future planning and as feedback to staff, so please do tell us what you think on any subject involving c2c.

Email
contact@c2crail.co.uk

Phone
0345 744 4422

Post
c2c Customer Relations, FREEPOST
ADM3968, Southend, SS1 1ZS

Twitter
@c2c_Rail

Facebook
c2c Rail