



GIEWS Country Brief

Libya

Reference Date: 16-August-2022

FOOD SECURITY SNAPSHOT

- Close to average cereal production harvested in 2022
- Expensive inputs continue to constrain agricultural production
- Political instability continues to affect economy despite elevated crude oil prices
- People in need of assistance estimated at 0.8 million

Close to average cereal production in 2022

Harvesting of the 2022 winter grain crops concluded in July, harvesting of small quantities of spring-sown millet is being finalized. Overall rainfall amounts in the main producing areas along the coast were satisfactory and cereal crop production in 2022 is estimated at a slightly below-average level of 209 000 tonnes, unchanged from the previous year.

Following the ceasefire agreement in October 2020, the security situation in the country has improved, facilitating farmers' access to the fields, but the risk of military clashes remains. Farmers report that power cuts and high prices of inputs, including seeds, water, fuel and machinery, continue to constrain their ability to cultivate land.

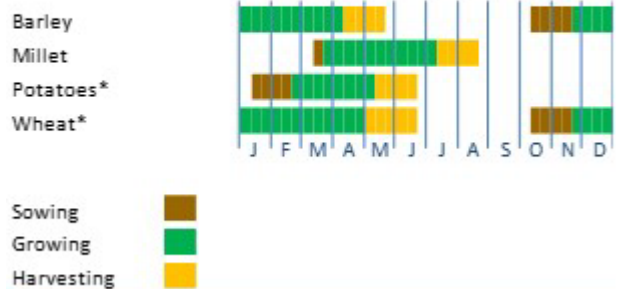
Agricultural production is also constrained by the landscape, only about 12 percent of the total area of 15.4 million hectares is arable. Although 470 000 hectares are suitable for irrigation, only some 240 000 hectares are currently irrigated due to concerns over the depletion of underground water. Cereals are cultivated in the coastal regions, where rainfed production or cropping with supplementary irrigation is possible, and in some arid areas in the south under full irrigation. The most commonly grown vegetables are tomatoes, peppers, onions and leafy greens.

The country relies heavily on imports (up to 90 percent) to cover its cereal consumption requirements (mostly wheat for human consumption and barley for feed) and changes in domestic cereal production have a limited impact on the magnitude of the import requirement. In the 2022/23 marketing year (July/June), the import requirement is projected at 3.2 million tonnes, about the same as in the previous year and close to average.

Libya

Crop Calendar

(*major foodcrop)



Source: FAO/GIEWS.

Libya

Cereal Production

	2017-2021 average	2021	2022 forecast	change 2022/2021
	000 tonnes			percent
Wheat	138	130	130	0.0
Barley	68	70	70	0.0
Millet	6	6	6	0.0
Others	3	3	3	0.0
Total	215	209	209	0.0

Note: percentage change calculated from unrounded data.

Source: FAO/GIEWS Country Cereal Balance Sheet.

Between 2016 and 2020, the country sourced over 30 percent of its wheat imports from Ukraine, and 20 percent from the Russian Federation. Almost 65 percent of total maize imports of 650 000 tonnes, and 50 percent of total barley imports of 1 million tonnes originated from Ukraine, making the country vulnerable to disruptions in shipments from the Black Sea region.

Political instability prevails, hindering economic growth

After a contraction of over 20 percent year on year in 2020, the World Bank estimated that the Libyan economy grew by over 30 percent in 2021, driven by strengthening global oil prices and improved political stability. Despite elevated international crude oil prices benefiting the economy that is reliant on exports of hydrocarbons, disruptions to oil production and security tensions following the delay of national elections in December 2021 make predictions of economic growth in 2022 unreliable.

In 2021, daily oil production averaged about 1.2 million barrels. Since mid-April 2022, oil output per day has been particularly volatile, bottoming out at less than 200 000 barrels owing to protests in fields and ports amidst the political crisis.

In January 2021, the Central Bank devaluated the national currency from about LYD 1.412/USD to LYD 4.48/USD, decreasing the gap between the official and parallel market rates. After a period of relative stability in the first nine month of 2021, the currency began to depreciate again reflecting political uncertainty. As of early August 2022, USD 1 sold for LYD 4.89 officially, and LYD 5.09 on the parallel market.

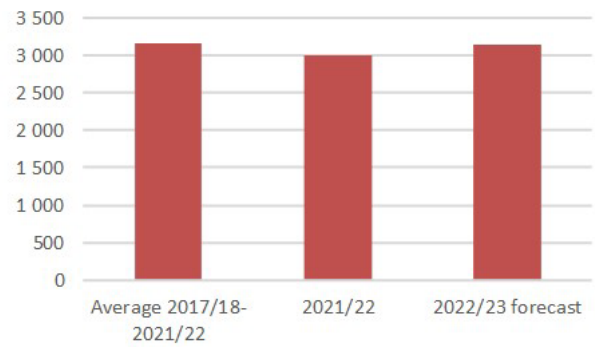
According to the 2022 Libya Humanitarian Needs Overview, about 0.8 million people (10 percent of the population) are estimated to be in need of humanitarian assistance, down from 1.3 million one year earlier. It includes 500 000 people requiring food assistance, about a third less than in 2021.

Disclaimer: The designations employed and the presentation of material in this information product do not imply the expression of any opinion whatsoever on the part of FAO concerning the legal status of any country, territory, city or area or of its authorities, or concerning the delimitation of its frontiers or boundaries.

Libya

Cereals Imports

000 tonnes



Notes: Includes rice in milled terms. Split year refers to individual crop marketing years (for rice, calendar year of second year shown).

Source: FAO/GIEWS Country Cereal Balance Sheets.



GLEWS Country Brief

Libya

Reference Date: 06-December-2021

FOOD SECURITY SNAPSHOT

- Slightly below-average cereal production harvested in 2021
- Expensive inputs continue to limit agricultural production
- Economic growth recovered but political instability prevails
- People in need of assistance estimated at 1.3 million

Slightly below-average cereal production harvested in 2021

Planting of the 2022 winter grain crops concluded in mid-November. Since the start of the season from September up to mid-November, rainfall amounts in the main producing areas along the coast were above average. Following the ceasefire agreement in October 2020, the security situation in the country improved facilitating farmers' access to the fields, but risks of military crashes remain. Farmers report that power cuts and high prices of inputs, including seeds, water, fuel, machinery, continue to constrain their ability to cultivate land.

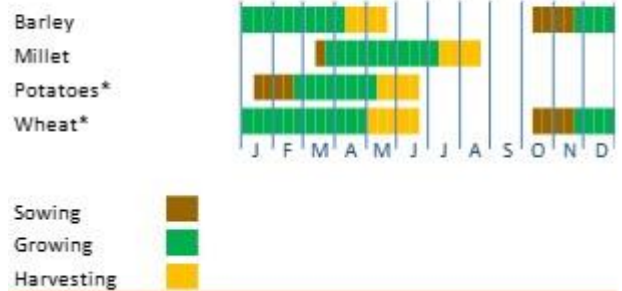
Agricultural production is constrained by geography: only about 12 percent of the total area of 15.4 million hectares is arable. Although 470 000 hectares are suitable for irrigation, only some 240 000 hectares are currently irrigated due to concerns over the depletion of underground water. Cereals are cultivated in the coastal regions, where rainfed production or cropping with supplementary irrigation is possible, and in some arid areas in the south under full irrigation. The most commonly grown vegetables are tomatoes, peppers, onions and leafy greens.

Cereal crop production in 2021 is estimated at 209 000 tonnes, unchanged from the previous year and about 5 percent below the average. The country relies heavily on imports (up to 90 percent) to cover its cereal consumption requirements (mostly wheat and barley) and changes in domestic cereal production have a limited impact on the magnitude of the import requirement. In the 2021/22 marketing year (July/June), the import requirement is projected at 3.2 million tonnes, about the same as in the previous year and close to average.

Libya

Crop Calendar

(*major foodcrop)



Source: FAO/GIEWS.

Libya

Cereal Production

	2016-2020 average	2020	2021 estimate	change 2021/2020
	000 tonnes			percent
Wheat	145	130	130	0.0
Barley	65	70	70	0.0
Millet	6	6	6	0.0
Others	3	3	3	0.0
Total	219	209	209	0.0

Note: percentage change calculated from unrounded data.

Source: FAO/GIEWS Country Cereal Balance Sheet.

Political instability continues to affect economy despite positive growth

After a contraction of over 25 percent year on year in 2020, the economy is forecast to grow by over 60 percent in 2021, driven by strengthening global oil prices, improving political stability and lifting of the domestic oil blockade. The oil blockade was imposed from January to October 2020 by militias aligned with the Libyan National Army, with a detrimental impact on government revenues and national imports. Oil production decreased from 1.1 million barrels per day in 2019 to less than 100 000 barrels in September 2020. In the first half of 2021, oil production returned to the levels of 2019.

In January 2021, the Central Bank devaluated the national currency from about LYD 1.412/USD to LYD 4.48/USD, decreasing the gap between the official and parallel market rates. As of late November 2021, USD 1 sold for LYD 4.64 officially, and LYD 5.04 on the parallel market.

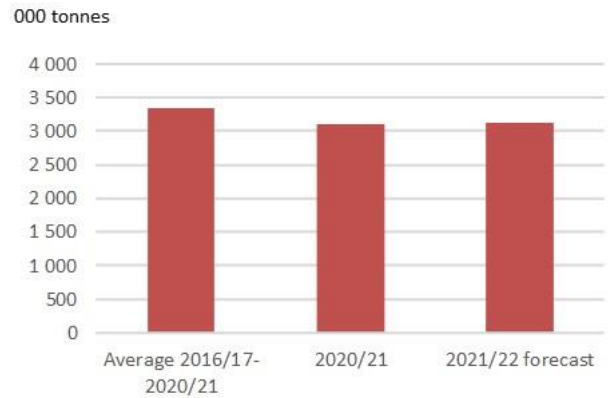
Food security is affected by the dwindling access to food due to high unemployment rates. In the first six months of 2021, the food price inflation averaged about 3 percent, contained by ceiling prices set by the Ministry of Economy. The Ministry of Economy also establishes wholesale prices: in November 2021, the price of 100 kg of flour for bakeries was set at LYD 190, while bakers report buying flour for LYD 227 per quintal from traders due to shortages of flour at subsidized prices.

According to the 2021 Libya Humanitarian Needs Overview, about 1.3 million people (23 percent of the population) are estimated to be in need of humanitarian assistance, up from 0.9 million one year earlier. It includes 700 000 people requiring food assistance, a double estimate compared to 2020.

Disclaimer: The designations employed and the presentation of material in this information product do not imply the expression of any opinion whatsoever on the part of FAO concerning the legal status of any country, territory, city or area or of its authorities, or concerning the delimitation of its frontiers or boundaries.

Libya

Cereals Imports



Note: Includes rice in milled terms. Split year refers to individual crop marketing years (for rice, calendar year of second year shown).

Source: FAO/GIEWS Country Cereal Balance Sheets.



GIEWS Country Brief Libya

Reference Date: 26-October-2020

FOOD SECURITY SNAPSHOT

- Below-average cereal production harvested in 2020
- Insecurity and expensive inputs continue to limit agricultural production
- Political instability affecting economy
- People in need of assistance estimated at 0.9 million but current figures likely to be higher

Below-average cereal production harvested in 2020

Planting of the 2021 winter grain crops is about to commence and will continue until mid-November. The actual beginning of the planting depends on the level of soil moisture. Seasonal rains started on time in September. However, continued military operations, particularly around Tripoli, are limiting farmers' access to their fields. Farmers also report that power cuts, insecurity as well as expensive inputs, including seeds, water, fuel, tools and machinery, continue to constrain their ability to produce. Restrictions on movement reportedly restricted access of intermediaries to the farms, resulting in depressed farm gate prices and lower farm income.


Environmental constraints limit the development of agriculture in the country. About 1.8 million hectares (out of 15.4 million) are arable, out of which 300 000 hectares are covered by fruit and olive trees. Out of 470 000 hectares suitable for irrigation, only some 240 000 hectares are currently irrigated due to concerns over the depletion of underground water. Cereals are cultivated in the coastal regions, where rainfed production or cropping with supplementary irrigation is possible, and in some arid areas in the south under full irrigation. The most commonly grown vegetables are tomatoes, peppers, onions and leafy greens.

Although agriculture contributed less than 3 percent to the Gross Domestic Production in 2011 (last information available), over one-fifth of the population is engaged in agricultural activities, often producing crops only for household consumption. Sheep and goats dominate livestock production, mostly in the interior of the country. Livestock producers complain about the lack of veterinary services, vaccines and medicine as well as the high costs of feed and fodder.

Libya

Crop Calendar

(*major foodcrop)



Source: FAO/GIEWS.

Libya

Cereal Production

	2015-2019	2019	2020	change
	average		estimate	2020/2019
	000 tonnes			percent
Wheat	159	140	130	-7.1
Barley	70	70	70	0.0
Millet	6	6	6	0.0
Others	3	3	3	0.0
Total	238	219	209	-4.6

Note: percentage change calculated from unrounded data.

Source: FAO/GIEWS Country Cereal Balance Sheet.

Cereal crop production in 2020 is estimated at 209 000 tonnes, about 5 percent less than in the previous year and about 12 percent below the average. The country relies heavily on imports (up to 90 percent) to cover its cereal consumption requirements (mostly wheat and barley). Thus, changes in the domestic cereal production have very little impact on the magnitude of the import requirement. In the 2020/21 marketing year (July/June), the actual import requirement is projected at 3.2 million tonnes, about the same as in the previous year.

Political instability affecting economy

As of April 2020, the economy was forecast to contract by 20 percent in 2020, driven by low global oil prices, political instability and the measures introduced to restrict the spread of the COVID-19 pandemic. The actual contraction is likely to be deeper. Oil fields, refineries and port infrastructure were shut down between January and mid-September 2020 due to internal fights between governing parties, effectively imposing a blockade on oil production. According to National Petroleum Company (NOC), the blockade resulted in more than USD 9.8 billion in lost revenue and aggravated electricity and fuel shortages in the country. During the blockade, the country was pumping less than 100 000 barrels per day, compared to the daily potential estimated at 1.2 million barrels.

Even before the COVID-19 pandemic, nine years of protracted conflict have tested the already fragile governance systems responsible for delivering the basic services. Heavy fighting continues to impact civilians and civilian infrastructure, including health care facilities designated for COVID-19 patients.

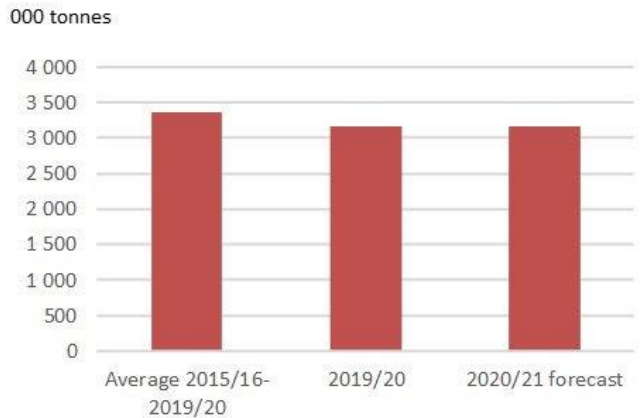
According to the Libya Joint Market Monitoring Initiative, in the second week of September 2020 (latest information available), the cost of the Minimum Expenditure Basket (MEB), albeit marginally lower than in August 2020, was still over 20 percent more expensive than in March 2020. Unlike early in the global pandemic in March, no major shortages were reported on the markets in September. The high unemployment rate (reported to be 14 percent), low purchasing power of the population and continuing power cuts led to protests across the country in September 2020. Officially USD 1 sells for LYD 1 412, while on the parallel market during the second week of September USD 1 sold for LYD 5 590.

Food security is impacted by the dwindling access to food as a consequence of unemployment, unpaid salaries and lost income from lockdowns and other restrictions. Most Government employees were not paid on time even before the start of the pandemic. Private sector workers usually work without a formal contract and the closure of business activities due to COVID-19 interrupted their income. In particular, the livelihoods of casual workers have been severely disrupted. According to the preliminary analysis of the 2020 Libya Multi-Sector Needs Assessment (MSNA), 20 percent of the households reported that their main place of work had closed down as a result of COVID-19 measures.

Prior the start of the pandemic, the 2020 Libya Humanitarian Needs Overview estimated the total number of people in need of humanitarian assistance at 0.9 million (about 13 percent of the population), a slight increase from the 0.8 million in 2019. Half of the people in need of humanitarian assistance are internally

Libya

Cereals Imports



Note: Includes rice in milled terms. Split year refers to individual crop marketing years (for rice, calendar year of second year shown).
Source: FAO/GIEWS Country Cereal Balance Sheets.

displaced and migrants in/or transiting through the country. The current figures of people in need are likely to be higher given the economic situation in the country and the impact of the measures introduced to contain the spread of the COVID-19 pandemic.

Disclaimer: The designations employed and the presentation of material in this information product do not imply the expression of any opinion whatsoever on the part of FAO concerning the legal status of any country, territory, city or area or of its authorities, or concerning the delimitation of its frontiers or boundaries.



GIEWS Country Brief Libya

Reference Date: 13-May-2020

FOOD SECURITY SNAPSHOT

- Insecurity and expensive agricultural inputs continue to limit crop production
- Below-average cereal crop forecast in 2020
- People in need of assistance estimated at 0.9 million
- Food prices increased in early April 2020 as consumers stockpiled facing COVID-19 pandemic

Insecurity and expensive agricultural inputs continue to limit crop production

Harvesting of the 2020 winter barley is almost complete, while wheat harvesting started in early May. Remote sensing analysis indicated favourable crop development with good rains throughout the season. However, continued military operations, particularly around Tripoli, have had a negative impact on agricultural activities.

Environmental constraints limit the development of agriculture in the country. About 1.8 million hectares (out of 15.4 million) are arable, out of which 300 000 hectares are covered by permanent crops, mostly fruit and olive trees. The area suitable for irrigation is about 470 000 hectares, but only some 240 000 hectares are currently irrigated due to concerns over the depletion of underground water. Cereals are cultivated in the coastal regions, where rainfed production or cropping with supplementary irrigation is possible, and in the arid southern areas under full irrigation. The most commonly grown vegetables are tomatoes, peppers, onions and leafy greens.

Although agriculture contributed less than 3 percent to the Gross Domestic Production (GDP) in 2011 (last information available), over one-fifth of the population is engaged in a variety of agricultural activities, often producing crops only for household consumption. Farmers report that power cuts, insecurity as well as expensive seeds, water, fuel, tools and machinery limit their capacity to produce. Sheep and goats dominate livestock production, mostly in the interior of the country. Livestock producers complain about the lack of veterinary services, vaccines and medicine as well as the high costs of feed and fodder.

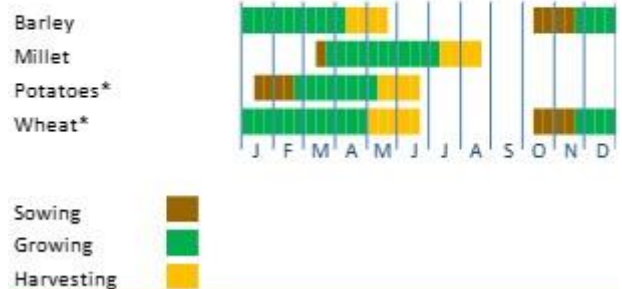
Below-average crop forecast in 2020

Cereal crop production in 2020 is forecast at 209 000 tonnes, about 5 percent less than in the previous year, but about 12 percent below the average. The country relies heavily on

Libya

Crop Calendar

(*major foodcrop)



Source: FAO/GIEWS.

Libya

Cereal Production

	2015-2019 average	2019	2020 forecast	change 2020/2019
	000 tonnes			percent
Wheat	159	140	130	-7.1
Barley	70	70	70	0.0
Millet	6	6	6	0.0
Others	3	3	3	0.0
Total	238	219	209	-4.6

Note: percentage change calculated from unrounded data.

Source: FAO/GIEWS Country Cereal Balance Sheet.

imports (up to 90 percent) to cover its cereal consumption requirements, mostly wheat and barley, therefore, changes in the domestic cereal production have very little impact on the import requirement. In the 2019/20 marketing year (July/June), the actual import requirement is projected at 3.2 million tonnes, about the same as in the previous year.

Low oil prices, political instability and pandemic affecting economy

The GDP growth in the country is dependent on changes in oil and gas output. In 2020, the GDP is forecast to contract by 12 percent, driven by low global oil prices and internal fights over oil between governing parties. In the first three months of 2020, the country produced about 120 000 barrels of oil per day, down from 1.06 million barrels of oil per day in the first eight months of 2020.

Most Libyans are employed in the public sector where salaries have not been paid for months. Government workers in eastern part of the country received their 2020 wages for the first time at the end of March 2020.

According to the Libya Joint Market Monitoring Initiative, in the first week of April 2020 (latest information available), the cost of the Minimum Expenditure Basket (MEB) increased on average by almost 30 percent, driven mostly by increases in cooking fuel. The largest price increases were reported in the south where Liquefied Petroleum Gas (LPG) cylinders are available only on the parallel market. Some markets reported shortages of food supplies, such as eggs, vegetables and wheat products. The median price for wheat flour increased by 50 percent. The Ministry of Economy has indicated that the country has sufficient stocks of wheat flour for three months.

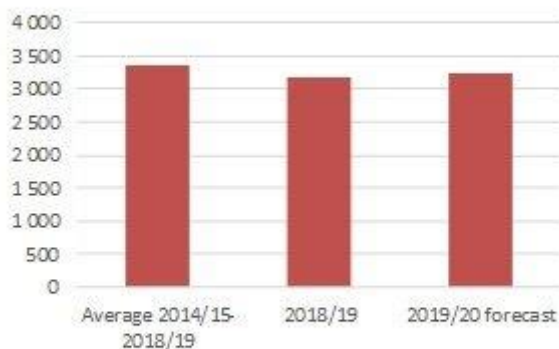
The increases were due to stockpiling of food due to COVID-19, depreciation of Libyan Dinar on the parallel exchange rate between December 2019 and April 2020, and the decision of the Central Bank of Libya to halt foreign currency transactions in March 2020, thus limiting the flow of goods to the country. Officially USD 1 sells for LYD 1 412, while on the parallel market USD 1 sells for LYD 4 950.

The 2020 Libya Humanitarian Needs Overview estimated the total number of people in need of humanitarian assistance at 0.9 million (about 13 percent of the population), a slight increase from the 0.8 million (11 percent of the population) in 2019. Half of the people in need of humanitarian assistance are internally displaced and migrants in or transiting through the country.

Libya

Cereals Imports

000 tonnes



Note: Includes rice in milled terms. Split year refers to individual crop marketing years (for rice, calendar year of second year shown).

Source: FAO/GIEWS Country Cereal Balance Sheets.

COVID-19 and measures adopted by the Government

To contain the spread of the disease, the authorities in their respective areas of control introduced various containment measures. The borders have been closed since 16 March 2020 and social distancing measures were introduced. In the East, in areas controlled by the Libyan National Army (LNA), the curfew runs from 18:00 to 06:00. The 24-hour curfew imposed by the Government of National Accord (GNA) ended on 26 April 2020 and a partial curfew from 18:00 to 06:00 has then been implemented. Curfews are likely to have negative impact on the humanitarian situation in the country by limiting access.

Even before the COVID-19 pandemic, nine years of protracted conflict have tested the already fragile governance systems responsible for delivering the basic services. Heavy fighting continues to impact civilians and civilian infrastructure, including health care facilities designated for COVID-19 patients.

The Government allocated LYD 500 million (USD 350 million) for COVID-19 preparedness and response actions, primarily in the medical sector.

Most Government employees have not been paid on time even before the pandemic. Private sector workers usually work without a contract and closure of business activities interrupted their income. The livelihoods of casual workers have been disrupted. In general, access to cash remains a problem, with many banks closed.

The decision to close land borders has led to the rapid increases of fruit and vegetable prices since most of them are imported from Tunisia.

Disclaimer: The designations employed and the presentation of material in this information product do not imply the expression of any opinion whatsoever on the part of FAO concerning the legal status of any country, territory, city or area or of its authorities, or concerning the delimitation of its frontiers or boundaries.



GIEWS Country Brief Libya

Reference Date: 17-October-2019

FOOD SECURITY SNAPSHOT

- Despite recovery in economic growth, insecurity and expensive agricultural inputs continue to limit crop production
- Below-average cereal crop harvested in 2019
- People in need of assistance estimated at 0.8 million

Insecurity and expensive agricultural inputs continue to limit crop production

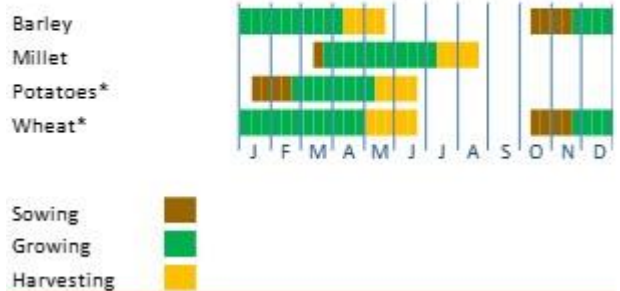
The planting of 2020 winter grain crops is about to start and will continue until mid-November. The actual start of the planting depends on the soil moisture. Seasonal autumn showers started on time in October.

Environmental constraints limit the development of agriculture in the country. About 85 percent of the 15.4 million hectares of agricultural land is classified as pasture, about 1.8 million hectares as arable and 300 000 hectares as permanent crops, mostly fruit and olive trees. The area suitable for irrigation is about 470 000 hectares, but only some 240 000 hectares are currently irrigated due to concerns over the depletion of underground water. Cereals are mostly cultivated in the coastal regions, where rainfed production or cropping with supplementary irrigation is possible, and in the arid southern areas under full irrigation. Wheat is used exclusively for human consumption, while all the other cereals are used as animal feed. The most commonly grown vegetables are tomatoes, peppers, onions and leafy greens.

Although agriculture contributed less than 3 percent to the Gross Domestic Production (GDP) in 2010 (last information available), over one-fifth of the population is engaged in a variety of agricultural activities, often producing crops only for household consumption. Farmers report that power cuts, insecurity as well as expensive seeds, water, fuel, tools and machinery limit their capacity to produce. Sheep and goats dominate livestock production, mostly in the interior of the country. Livestock producers complain about the lack of veterinary services, vaccines and medicine as well as the high costs of feed and fodder.

Libya

Crop Calendar (*major foodcrop)



Source: FAO/GIEWS.

Libya

Cereal Production

	2014-2018 average	2018	2019 estimate	change 2019/2018
	000 tonnes			percent
Wheat	171	140	140	0.0
Barley	75	70	70	0.0
Millet	6	6	6	0.0
Others	3	3	3	0.0
Total	255	219	219	0.0

Note: percentage change calculated from unrounded data.

Source: FAO/GIEWS Country Cereal Balance Sheet.

Below-average domestic crop harvested in 2019

Cereal crop production in 2019 was estimated at 219 000 tonnes, the same as in the previous year, but almost 15 percent below the average. The country relies heavily on imports (up to 90 percent) to cover its cereal consumption requirements, mostly wheat and barley. In the 2019/20 marketing year (July/June), the actual import requirement is projected at 3.2 million tonnes, about the same as in the previous year.

Political instability affecting economy despite reported growth

The GDP growth in the country is driven by increases in oil and gas output. In 2019, the GDP is forecast to grow by 3.8 percent, down from 7.4 percent in 2018. In the first seven months of 2019, the country produced 1.06 million barrels of oil per day, down from the pre-conflict levels of 1.6 million barrels of oil per day.

The improved hard currency distribution and lower import costs, reflecting decreased international food prices, supported a decline in the cost of the Minimum Expenditure Basket (MEB) in the country. According to the Libya Joint Market Monitoring Initiative, in August 2019, the cost of the MEB eased by 12 percent in Libya overall and by 20 percent in west Libya compared to June 2019.

The 2019 Libya Humanitarian Needs Overview estimated the total number of people in need of humanitarian assistance at 0.82 million (or 11 percent of the population). Half of the people in need of humanitarian assistance are refugees and migrants in, or transiting through, the country. As of May 2019, over 666 000 migrants and refugees, particularly vulnerable to violence, were reported to be in the country.

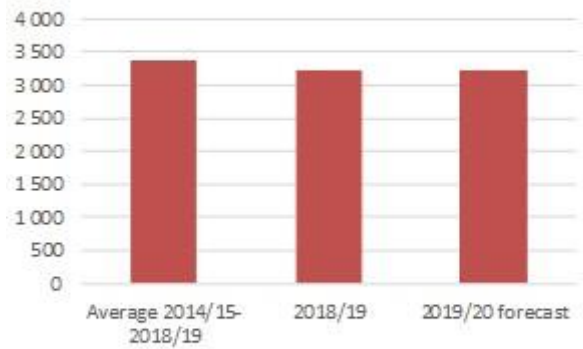
Most households spend over 50 percent of their income on food. The current food insecurity is mainly driven by the lack of economic access, not food availability, and it varies greatly among the administrative districts (*mantikas*) of the country. In Al Kufra District, in the southeast part of the country, almost 70 percent of the households are estimated to be food insecure.

Disclaimer: The designations employed and the presentation of material in this information product do not imply the expression of any opinion whatsoever on the part of FAO concerning the legal status of any country, territory, city or area or of its authorities, or concerning the delimitation of its frontiers or boundaries.

Libya

Cereals Imports

000 tonnes



Note: Includes rice in milled terms. Split year refers to individual crop marketing years (for rice, calendar year of second year shown).

Source: FAO/GIEWS Country Cereal Balance Sheets.



GIEWS Country Brief Libya

Reference Date: 07-February-2019

FOOD SECURITY SNAPSHOT

- Political instability continues to affect agricultural production despite reported recovery in economic growth
- Below average cereal crop harvested in 2018
- People in need of assistance estimated at 0.8 million

Political instability continues to affect agricultural production

Planting of the 2019 winter grain crops was completed in November 2019. Earth observation information indicates favourable conditions since the start of the season with average soil moisture.

Out of the 2.1 million hectares of land suitable for agriculture, 1.8 million hectares are classified as arable and 300 000 hectares under permanent crops, mostly fruit trees. The area developed for irrigation is about 470 000 hectares, but only some 240 000 hectares are currently irrigated. Cereals are mostly cultivated in the coastal regions, where rainfed production or cropping with supplementary irrigation is possible, and in the arid south under full irrigation. Wheat is used exclusively for human consumption, while all the other cereals are used as animal feed.

The results from the 2018 Multi-Sector Needs Assessment (MSNA) revealed that, although agriculture contributes less than 3 percent to the country's Gross Domestic Production (GDP), over one-fifth of the population is engaged in some form of agricultural activities, even only for household consumption. About 7 percent of the population is reported to be abandoning agricultural activities since the crisis escalation in 2014. About three-quarters of the households still engaged in agriculture reported that conflict-related constrains such as power cuts, insecurity and expensive inputs, limited their capacity to produce. Sheep and goats dominate livestock production, practised mostly in the interior of the country. Livestock producers complained about the lack of veterinary services and the high costs of feed.

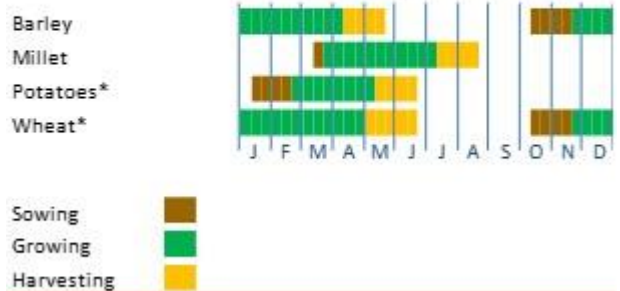
Below average domestic crop harvested in 2018

The 2018 cereal crop production is estimated at about 219 000 tonnes, almost 20 percent below average, but 5 percent above the output of 2017. The country relies heavily on imports (up to 90 percent) for its cereal consumption requirements, mostly

Libya

Crop Calendar

(*major foodcrop)



Source: FAO/GIEWS.

Libya

Cereal Production

	2013-2017	2017	2018	change
	average			2018/2017
000 tonnes				
				percent
Wheat	180	140	140	0.0
Barley	80	60	70	16.7
Millet	6	6	6	0.0
Others	3	3	3	0.0
Total	270	209	219	4.8

Note: percentage change calculated from unrounded data.

Source: FAO/GIEWS Country Cereal Balance Sheet.

wheat and barley. In the 2018/19 marketing year (July/June), the actual import requirement is projected at 3.2 million tonnes, about the same as in the previous year.

Political instability affecting economy despite reported growth

After a contraction in the GDP in 2011, by almost 60 percent due to the fall in oil production, the economy grew by over 100 percent in 2012 (year-on-year). Continuous political transition and volatile oil production resulted in further contractions of up to 20 percent yearly in 2014-2016. Following the re-opening of some key oil fields in 2017, the real GDP grew by over 50 percent in 2017.

The general inflation eased from the levels of over 25 percent during most of 2017 until January 2018 to levels of around 10 percent (last information available from September 2018), supported by improved hard currency distribution and strengthening of the Dinar.

The MSNA found that most households spend over 50 percent of their expenditure on food. The current food insecurity is driven by the lack of economic access, not food availability, and varies greatly among the administrative districts (*mantikas*) of the country. In Al Kufra District, in the southeast part of the country, almost 70 percent of the households are food insecure.

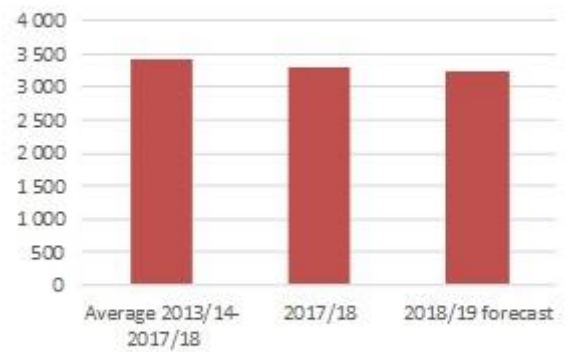
The 2019 Libya Humanitarian Needs Overview estimated the total number of people in need of humanitarian assistance at 0.82 million (or 11 percent of the population). The number of people in need of food assistance was put at 0.3 million. Refugees, asylum seekers and internally displaced are among the most vulnerable.

Disclaimer: The designations employed and the presentation of material in this information product do not imply the expression of any opinion whatsoever on the part of FAO concerning the legal status of any country, territory, city or area or of its authorities, or concerning the delimitation of its frontiers or boundaries.

Libya

Cereals Imports

000 tonnes



Note: Includes rice in milled terms. Split year refers to individual crop marketing years (for rice, calendar year of second year shown).

Source: FAO/GIEWS Country Cereal Balance Sheets.



GIEWS Country Brief Libya

Reference Date: 04-October-2017

FOOD SECURITY SNAPSHOT

- Despite ceasefire deal in July 2017, conflict continues to halt economic recovery and deteriorate food security prospects
- Security-related uncertainties disrupted procurement and distribution systems, resulting in income losses for farmers unable to market their production and leading to food shortages in urban areas
- People in need of assistance estimated at 1.3 million

Conflict continues to threaten agricultural production

Planting of the 2018 winter grain crops will start in October. Remote-sensed information indicates favourable conditions for the start of the season. Nevertheless, farmers continue to report that security concerns prevented them from purchasing seeds, particularly for crops, such as vegetables, whose seeds are not normally saved from the previous harvest. Increases in fuel prices also limited farmers' ability to carry out mechanized operations.

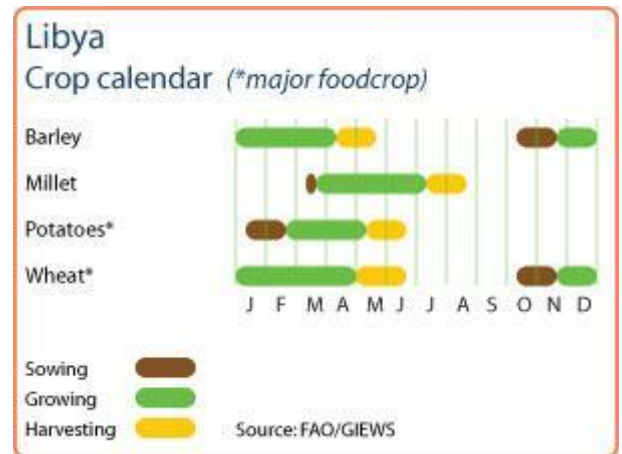
Out of the 2.1 million hectares of land suitable for agriculture, 1.8 million hectares are classified as arable and 300 000 hectares under permanent crops, mostly fruit trees. The area developed for irrigation is about 470 000 hectares, but only some 240 000 hectares are currently irrigated. Cereals are mostly cultivated in the coastal regions, where rainfed production or cropping with supplementary irrigation is possible, and in the arid south under full irrigation. Wheat is used exclusively for human consumption, while all the other cereals are used as animal feed.

Below-average domestic crop harvested in 2017

The 2017 cereal crop production is estimated at about 234 000 tonnes, about 18 percent below average and 10 percent below last year's output. The country relies heavily on imports (up to 90 percent) for its cereal consumption requirements, mostly wheat and barley. In the 2017/18 marketing year (July/June), the actual import requirement is projected at 3.1 million tonnes, about the same as in the previous year.

Continuing conflict affecting economy

Civil insecurity, fuelled by the presence of armed groups, brought about the destruction of public infrastructure, disrupted



Libya
Cereal production

	2012-2016 average	2016	2017 forecast	change 2017/2016
	000 tonnes			percent
Wheat	184	160	140	-12
Barley	93	90	85	-6
Millet	6	6	6	0
Others	3	3	3	0
Total	286	259	234	-10

Note: percentage change calculated from unrounded data.
Source: FAO/GIEWS Country Cereal Balance Sheets

procurement and distribution systems, resulting in food shortages, mainly in urban areas, and in the loss of income for farmers that were unable to market their production.

The country is one of the most hydrocarbon-dependent economies in the world, with oil revenues accounting for more than 80 percent of the State revenues. Domestic oil production has recovered faster than expected following the end of the conflict in 2011. However, it is currently well below the 2010 level of 1.55 million barrels per day due to clashes between groups in the oil-producing regions to gain permanent control of key facilities.

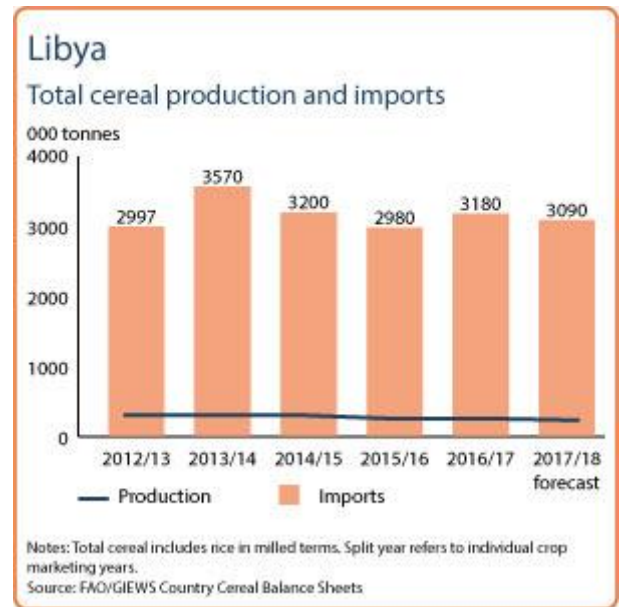
After a contraction in the Gross Domestic Production (GDP) in 2011 by almost 60 percent due to the fall in oil production, the economy grew by over 92 percent in 2012 (year-on-year). Continuous political transition and volatile oil production resulted in further contractions of up to 20 percent yearly in 2014 and 2015. As a result of the re-opening some key oil fields in 2017, the real GDP is expected to grow in 2017 by over 30 percent yearly.

Inflation eased from over 30 percent in July 2016 to 24 percent in January 2017, but rebounded to 27 percent in March 2017. High inflation levels remain supported by insecurity-induced supply chain disruptions and a weakening Dinar. The unemployment rate, estimated at 26 percent as of end-2010, is unlikely to improve in the short-run. A large share of the population is normally employed in the public sector.

The 2017 Libya Humanitarian Needs Overview (issued in November 2016) estimated the total number of people in need of humanitarian assistance at 1.3 million, or 20 percent of the population, with most severe cases reported in Aljfarah, Tripoli and Benghazi. The number of people in need of food assistance was put at 0.4 million. Refugees, asylum seekers and internally-displaced are among the most vulnerable. Food shortages have been reported mostly in the south and east, where basic food items, including wheat, bread, flour, pasta, oil, milk and fortified blended foods for children, are in short supply. Access to subsidized food among the affected population is also limited.

By the end of 2017, the WFP aims to assist up to 175 000 beneficiaries (including both domestic population and refugees) affected by the crisis following the disruption of basic social services and the Public Distribution System.

Disclaimer: The designations employed and the presentation of material in this information product do not imply the expression of any opinion whatsoever on the part of FAO concerning the legal status of any country, territory, city or area or of its authorities, or concerning the delimitation of its frontiers or boundaries.





GIEWS Country Brief Libya

Reference Date: 11-May-2017

FOOD SECURITY SNAPSHOT

- Conflict continues to halt economic recovery and deteriorate food security prospects
- Security-related uncertainties disrupted procurement and distribution systems, resulting in income losses for farmers unable to market their production and leading to food shortages in urban areas
- People in need of assistance estimated at 1.3 million

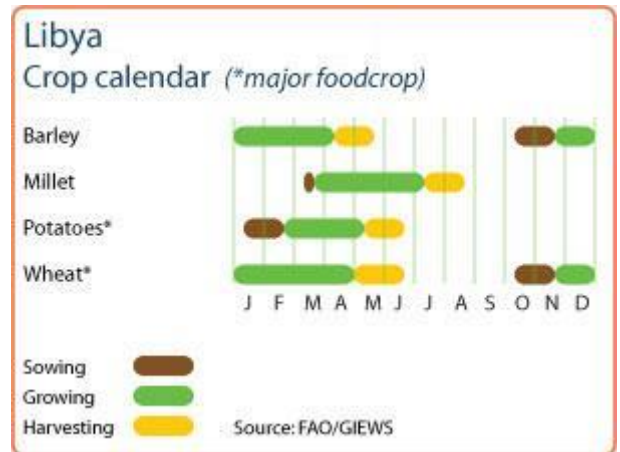
Conflict continues to threaten agricultural production

Harvesting of 2017 winter barley is nearing completion. Harvesting of winter wheat started in early May and will continue until mid-June. Out of the 2.1 million hectares of land suitable for agriculture, 1.8 million hectares are classified as arable and 300 000 hectares under permanent crops, mostly fruit trees. The area developed for irrigation is about 470 000 hectares but only some 240 000 hectares are currently irrigated. Cereals are mostly cultivated in the coastal regions where rainfed production or cropping with supplementary irrigation is possible, and in the arid south is under full irrigation. Wheat is used for human consumption, while all the other cereals are used for fodder. Anecdotal evidence suggests that farmers have switched from wheat to barley as a more drought-tolerant crop due to increasing unreliability of irrigation since 2011.

For the current season, below-average rains were reported in the northwest coastal districts of Al-Zawiya and Tripoli, resulting in patches of dryness. Farmers reported that security concerns prevented them from purchasing seeds, particularly for crops such as vegetables, where seeds are not normally saved from the previous harvest. Increases in fuel prices also limited farmers' ability to carry out mechanized operations.

Below-average domestic crop production forecast for 2017

The preliminary forecast for the 2017 cereal crop indicates a lower crop of about 234 000 tonnes, about 18 percent below average and 10 percent below the harvest of last year. Libya relies heavily on imports (up to 90 percent) for its cereal consumption requirements. In the 2016/17 marketing year (July/June), the actual import requirement is projected at 3.9 million tonnes, an increase of about 3 percent compared to the previous year.



Libya
Cereal production

	2012-2016 average	2016	2017 forecast	change 2017/2016
	000 tonnes			percent
Wheat	184	160	140	-12
Barley	93	90	85	-6
Millet	6	6	6	0
Others	3	3	3	0
Total	286	259	234	-10

Note: percentage change calculated from unrounded data.
Source: FAO/GIEWS Country Cereal Balance Sheets

Continuing conflict a set-back to the economy

Civil insecurity, fuelled by the presence of armed groups, brought about the destruction of public infrastructure, disrupted procurement and distribution systems that resulted in food shortages, mainly in urban areas and in the loss of income for farmers that were unable to market their production.

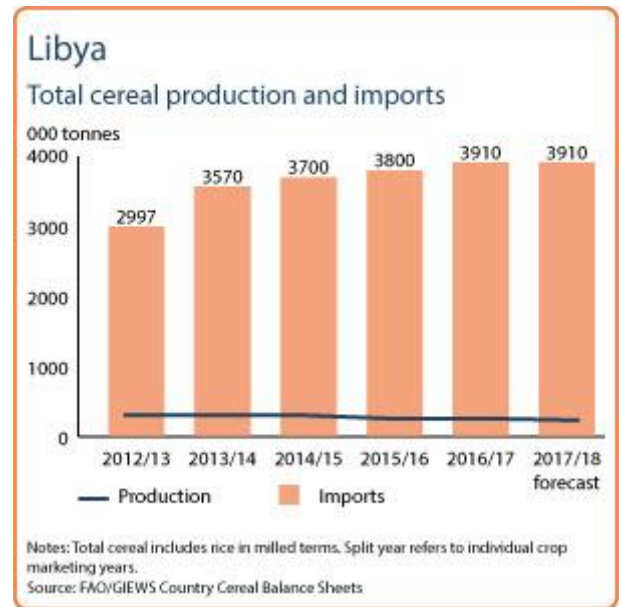
Libya is one of the most hydrocarbon-dependent economies in the world, with oil revenues accounting for more than 80 percent of the State revenues. Libyan oil production has recovered faster than expected following the conflict in 2011, but is currently well below the 2010 level of 1.55 million barrels per day due to clashes between groups in the oil-producing regions to gain permanent control of key facilities.

After a contraction in the Gross Domestic Production (GDP) in 2011 by almost 60 percent caused by the fall in oil production, the economy grew by over 92 percent in 2012 (year-on-year). Continuous political transition and volatile oil production resulted in further contractions of up to 20 percent yearly in 2014 and 2015. The economy is expected to contract by an additional 4 percent in 2017 depending on domestic stability as well as international oil prices.

Inflation eased from over 30 percent in July 2016 to 22.3 percent in January 2017. High inflation levels remain supported by insecurity-induced supply chain disruptions and a weakening Dinar. Some measures were taken to contain soaring prices, such a ban on vegetable exports. The unemployment rate, estimated at 26 percent as of end-2010, is unlikely to improve in the short-run. A large share of the population is normally employed in the public sector.

The Libya Humanitarian Needs Overview (issued in November 2016), estimated the total number of people in need of assistance at 1.3 million, or 20 percent of the affected population, with most severe cases reported in Aljfarah, Tripoli and Benghazi. The number of people in need of food assistance was put at 0.4 million. Refugees, asylum seekers and internally-displaced are among the most vulnerable. Food shortages have been reported mostly in the south and east where basic food items, including wheat, bread, flour, pasta, oil, milk and fortified blended foods for children are in short supply. Access to subsidized food among the affected population is limited.

By the end of 2017, the WFP aims to assist up to 175 000 beneficiaries (including both domestic population and refugees) affected by the crisis in Libya following the disruption of basic social services and the Public Distribution System.





GIEWS Country Brief Libya

Reference Date: 15-November-2016

FOOD SECURITY SNAPSHOT

- Conflict continues to halt economic recovery and deteriorate food security prospects
- Security-related uncertainties disrupted procurement and distribution systems, resulting in income losses for farmers unable to market their production and leading to food shortages in urban areas
- People in need of assistance estimated at 1.3 million

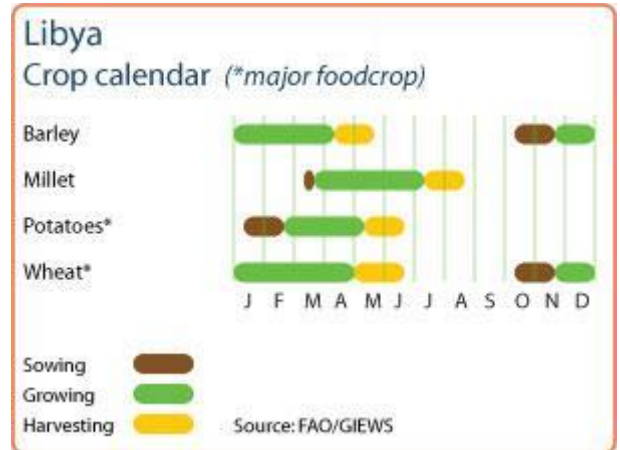
Conflict continues to threaten agricultural production

Planting of 2017 winter wheat and barley for harvest from mid-April 2017, usually starts in mid-November 2016. Wheat and barley are mostly cultivated in the coastal regions where rainfed production or cropping with supplementary irrigation is possible, and in the arid south under full irrigation. Millet, grown in the southern oases is usually planted in mid-March for harvest from mid-July. Wheat is used for human consumption, while all the other cereals are used for fodder. Anecdotal evidence suggests that farmers have switched from wheat to barley as a more drought-tolerant crop due to increasing unreliability of irrigation since 2011.

For the past season, normal meteorological conditions were reported, suggesting satisfactory crop development, although security-related concerns are complicating agricultural activities. Farmers reported that security concerns prevented them from purchasing seeds, particularly for crops such as vegetables, where seeds are not normally saved from the previous harvest. Increases in fuel prices also limited farmers' ability to carry out mechanized operations.

Out of the 2.1 million hectares of land suitable for agriculture, 1.8 million hectares are classified as arable and 300 000 hectares under permanent crops, mostly fruit trees. The area developed for irrigation is about 470 000 hectares but only some 240 000 hectares are currently irrigated.

Civil insecurity, fuelled by the presence of armed groups, brought about the destruction of public infrastructure, disrupted procurement and distribution systems that resulted in food shortages, mainly in urban areas and in the loss of income for farmers that were unable to market their production.



Libya
Cereal production

	2011-2015 average	2015	2016 estimate	change 2016/2015
	000 tonnes			percent
Wheat	185	160	160	0
Barley	95	85	90	6
Millet	6	6	6	0
Others	3	3	3	0
Total	289	254	259	2

Note: percentage change calculated from unrounded data.
Source: FAO/GIEWS Country Cereal Balance Sheets

Slightly below-average domestic crop production gathered in 2016

The preliminary forecast for the 2016 cereal crop indicates a lower crop of about 259 000 tonnes, about 10 percent below average. Libya relies heavily on imports (up to 90 percent) for its cereal consumption requirements. In the 2016/17 marketing year (July/June), the actual import requirement is projected at 3.9 million tonnes, an increase of about 3 percent compared to the previous year.

Continuing conflict a set-back to the economy

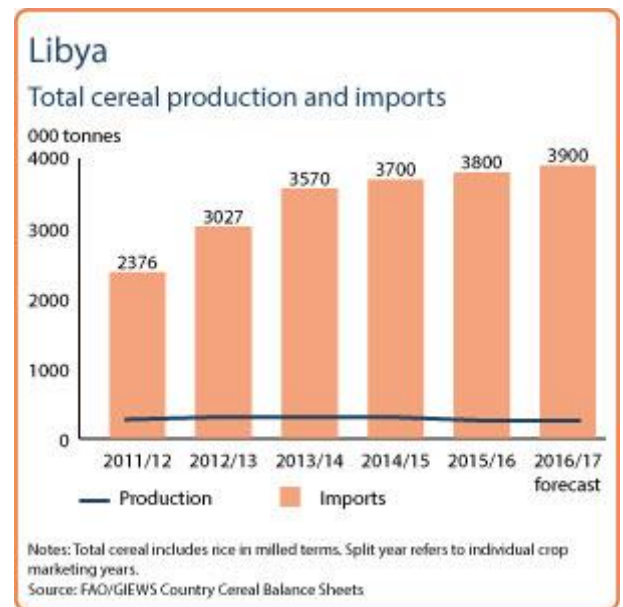
Libya is one of the most hydrocarbon-dependent economies in the world, with oil revenues accounting for more than 80 percent of state revenues. Libyan oil production has recovered faster than expected following the conflict in 2011, but is currently well below the 2010 level of 1.55 million barrels a day due to clashes between groups in the oil-producing regions to gain permanent control of key facilities.

After a contraction in the Gross Domestic Production (GDP) in 2011 by almost 60 percent caused by the fall in oil production, the economy grew by over 92 percent in 2012 (year-on-year). Continuous political transition and volatile oil production resulted in a contraction of over 23 percent in 2014 and 12 percent in 2015. The economy is expected to contract by an additional 5 percent in 2016 depending on domestic stability as well as international oil prices.

In the first half of 2016, inflation increased to 25.3 percent compared to 8.7 percent for the same period in 2015 and 9.8 percent in the entire 2015 due to insecurity-induced supply chain disruptions and a weakening Dinar. The unemployment rate, estimated at 26 percent as of end-2010, is unlikely to improve in the short run. A large share of the population is normally employed in the public sector.

The Libya Humanitarian Needs Overview (issued in November 2016), estimated the total number of people in need of assistance at 1.3 million, or 20 percent of the affected population, with most severe cases reported in Aljfarah, Tripoli and Benghazi. The number of people in need of food assistance was put at 0.4 million. Refugees, asylum seekers and internally displaced are among the most vulnerable. Food shortages have been reported mostly in the south and east where basic food items, including wheat, bread, flour, pasta, oil, milk and fortified blended foods for children are in short supply. Access to subsidized food among the affected population is limited.

In May 2015, the WFP resumed food assistance to displaced people affected by the continuing armed conflict in the country. By the end of 2016, the WFP aims to assist up to 210 000 beneficiaries (including both domestic population and refugees) affected by the crisis in Libya following the disruption of basic social services and the Public Distribution System.



Reference Date: 16-March-2016

FOOD SECURITY SNAPSHOT

- Escalating civil conflict continues to halt economic recovery and deteriorate food security prospects
- Security uncertainties disrupted procurement and distribution systems, resulting in lost income opportunities for farmers unable to market their production and leading to food shortages in urban areas
- Food-insecure people estimated at 1.28 million

Conflict continues to threaten agricultural production

Planting of 2016 winter wheat and barley for harvest from mid-April 2016, concluded in mid-November 2015. Wheat and barley are mostly cultivated in the coastal regions where rainfed production or cropping with supplementary irrigation is possible, and in the arid south under full irrigation. Millet, grown in the southern oases, is usually planted in mid-March for harvest from mid-July. Wheat is used for human consumption, while all the other cereals are used for fodder. Anecdotal evidence suggests that farmers have switched from wheat to barley, as a more drought-tolerant crop due to increasing unreliability of irrigation since 2011.

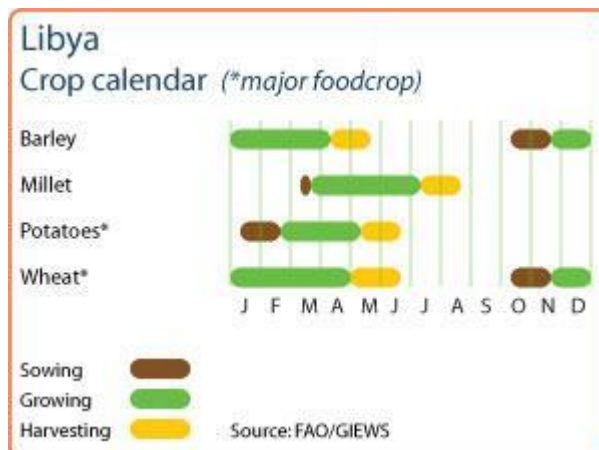
For the ongoing season, normal meteorological conditions have been reported, suggesting good crop establishment and development, although security-related concerns are complicating agricultural activities. Farmers reported that security concerns prevented them from purchasing seeds, particularly for crops such as vegetables, where seeds are not normally saved from the previous harvest. Increases in fuel prices also limited farmers' ability to carry out mechanized operations.

Out of the 2.1 million hectares of land suitable for agriculture, 1.8 million hectares are classified as arable and 300 000 hectares under permanent crops, mostly fruit trees. The area developed for irrigation is about 470 000 hectares but only some 240 000 hectares are currently irrigated.

Escalating civil conflict stemming from two parallel and competing legislative and executive bodies halted economic recovery and led to the deterioration of food security prospects. Civil insecurity, fuelled by the presence of armed groups, brought about the destruction of public infrastructure, disrupted procurement and distribution systems that resulted in food shortages, mainly in urban areas and in the loss of income for farmers that were unable to market their production.

Below-average domestic crop production gathered in 2015

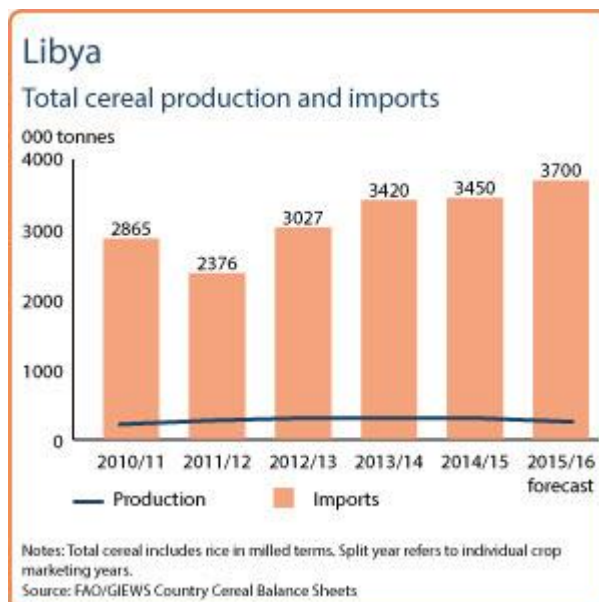
The preliminary forecast for the 2015 cereal crop indicates a lower crop of about 254 000 tonnes, almost 10 percent below average. Libya relies heavily on imports (up to 90 percent) for its cereal consumption requirements. In the 2015/16 marketing year (July/June), the actual



Libya Cereal production

	2010-2014 average	2014	2015 estimate	change 2015/2014
	000 tonnes		percent	
Wheat	174	200	160	-20
Barley	98	95	85	-11
Millet	6	6	6	0
Others	3	3	3	0
Total	281	304	254	-16

Note: percentage change calculated from unrounded data.
Source: FAO/GIEWS Country Cereal Balance Sheets



import requirement is projected at 3.7 million tonnes, an increase of about 7 percent compared to the previous year.

Continuing conflict a set-back to the economy

Libya is one of the most hydrocarbon-dependent economies in the world, with oil revenue accounting for more than 80 percent of state revenues. Libyan oil production has recovered faster than expected following the conflict in 2011, but is currently well below the 2010 capacity due to clashes between groups in the oil producing regions.

After a contraction in the Gross Domestic Production (GDP) in 2011 by almost 60 percent caused by the fall in oil production, the economy grew by over 92 percent in 2012 (year-on-year). Continuous political transition and volatile oil production resulted in a contraction of over 23 percent in 2014 and 12 percent in 2015. The economy is expected to contract by an additional 8 percent in 2016, depending on domestic stability as well as international oil prices.

Inflation decreased from almost 16 percent in 2011 to about 9 percent in 2014 due to high subsidies, currency stability and sub-optimal growth. Insecurity-induced supply chain disruptions are likely to contribute to increased inflation in 2016, expected to average about 14 percent. The unemployment rate, estimated at 26 percent as of end-2010, is unlikely to improve in the short run. A large share of the population is normally employed in the public sector.

Libya Humanitarian Needs Overview (issued in September 2015) estimated the number of food-insecure people at 1.28 million, or 42 percent of the affected population, with most severe cases reported in Benghazi and in the south. The total number of people in need of humanitarian assistance was put at 2.44 million. Food shortages have been reported mostly in the south and east where basic food items, including wheat, bread, flour, pasta, oil, milk and fortified blended foods for children are in short supply. Access to subsidized food among the affected population is limited.

In May 2015, the WFP resumed food assistance to displaced people affected by the continuing armed conflict in the country. By the end of 2016, the WFP aims to assist up to 210 000 beneficiaries (including both domestic population and refugees) affected by the crisis in Libya following the disruption of basic social services and the Public Distribution System.

Reference Date: 02-June-2015

FOOD SECURITY SNAPSHOT

- Escalating civil conflict halted economic recovery and deteriorated food security prospects
- Security uncertainties disrupted procurement and distribution systems resulting in lost income opportunities for farmers unable to market their production and led to food shortages in urban areas
- Wheat import needs estimated at high levels

Below-average domestic crop production forecast in 2015

Escalating civil conflict stemming from two parallel and competing legislative and executive bodies halted economic recovery and led to the deterioration of food security prospects. Civil insecurity, fuelled by the presence of armed groups, brought about the destruction of public infrastructure, disrupted procurement and distribution systems that resulted in food shortages, mainly in urban areas and in loss of income for farmers that were unable to market their production.

Harvesting of the 2015 winter crops started in mid-April and should continue until mid-June. Normal meteorological conditions were reported to have favoured good crop establishment and development although security-related concerns are complicating agricultural activities. In addition to widespread fuel shortages, farmers reported that security concerns prevented them from seed purchases, particularly for crops such as vegetables, where seeds are not normally saved from the previous harvest.

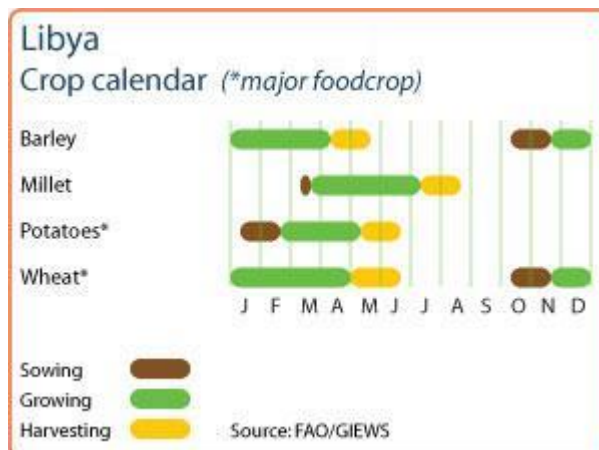
Accordingly, the preliminary forecast for the 2015 cereal crop indicates a lower crop of about 254 000 tonnes, almost 10 percent below average.

Libya relies heavily on imports (up to 90 percent) for its cereal consumption requirements. In the just-ending 2014/15 marketing year (July/June), the actual import requirement is projected at 3.1 million tonnes, a decrease of about 3 percent compared to the previous year.

Continuing conflict a set-back to economy

Libya is one of the most hydrocarbon dependent economies in the world, with oil revenue accounting for more than 80 percent of state revenues. Libyan oil production has recovered faster than expected following the conflict in 2011, but is currently well below the 2010 capacity due to clashes between groups in the oil producing regions.

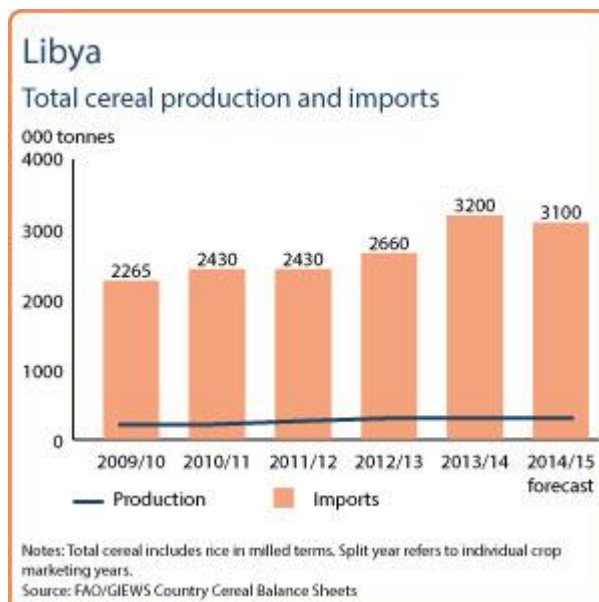
After a contraction in the Gross Domestic Production (GDP) in 2011 by almost 60 percent caused by the fall in oil production, the economy grew by over 92 percent in 2012 (year-on-year). Continuous political transition and volatile oil production resulted in a contraction of over 23 percent in 2014. The economy is expected to contract an additional 10 percent in 2015, depending on domestic stability as well as international oil prices.



Libya
Cereal production

	2010-2014 average	2014	2015 forecast	change 2015/2014
	000 tonnes		percent	
Wheat	174	200	160	-20
Barley	96	95	85	-11
Millet	6	6	6	0
Others	3	3	3	0
Total	279	304	254	-16

Note: percentage change calculated from unrounded data.
Source: FAO/GIEWS Country Cereal Balance Sheets



Inflation decreased from almost 16 percent in 2011 to about 9 percent in 2014 due to high subsidies, currency stability and suboptimal growth. Insecurity-induced supply chain disruptions are likely to contribute to increased inflation in 2015. The unemployment rate, estimated at 26 percent as of end-2010, is unlikely to improve in the short run. A large share of the population is normally employed in the public sector.

In May 2015, the WFP resumed food assistance to displaced people affected by the continuing armed conflict in the country. Currently, 51 000 of the most vulnerable are assisted mainly in Wadi ash-Shati, Misrata, Sebha and Traghen. Additional distributions are planned for the eastern part of the country. The WFP aims to assist up to 243 000 beneficiaries affected by the crisis in Libya following the disruption of basic social services and the Public Distribution System.

Reference Date: 26-January-2015

FOOD SECURITY SNAPSHOT

- Escalating civil conflict halted economic recovery and deteriorated food security prospects
- Security uncertainties disrupted procurement and distribution systems resulting in lost income opportunities for farmers unable to market their production and led to food shortages in urban areas
- Wheat import needs estimated at high levels

Escalating civil conflict stemming from two parallel and competing legislative and executive bodies halted economic recovery and deteriorated food security prospects. Security uncertainties, fuelled by presence of armed groups, led to destruction of public infrastructure, disrupted procurement and distribution systems resulting in lost income opportunities for farmers unable to market their production and food shortages in urban areas.

Planting of 2015 winter crops to be harvested from April, should have been concluded in November. Vegetation response captured by Normalized Difference Vegetation Index using satellite images suggests good establishment of winter crops. In addition to widespread fuel shortages, farmers reported that security concerns prevented them from seed purchases, particularly of crops where seeds saved from the previous harvest are normally not used, such as vegetables.

Above-average domestic crop production harvested in 2014 but import requirements increasing

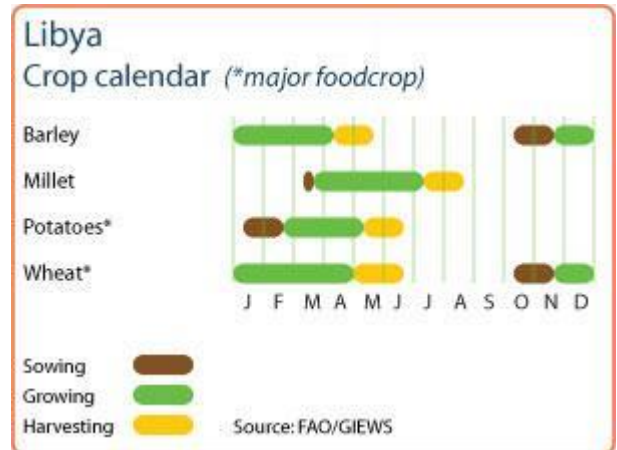
The 2014 grain harvest in Libya was concluded in June. Normal meteorological conditions were reported to have favoured good crop establishment and development of the 2014 winter wheat and barley crops, resulting in a harvest of about 200 000 tonnes, similar to last year.

Libya relies heavily on imports (up to 90 percent) for its cereal consumption requirements. The actual import requirement is projected at 3.2 million tonnes in 2014/15, an increase of about 7 percent compared to 2013/14.

Continuing conflict a set-back to the economy

Libya is one of the most hydrocarbon dependent economies in the world, with oil revenue accounting for more than 80 percent of state revenues. Libyan oil production has recovered faster than expected following the conflict in 2011, but is currently well below the 2010 capacity due to clashes between groups in the oil producing regions.

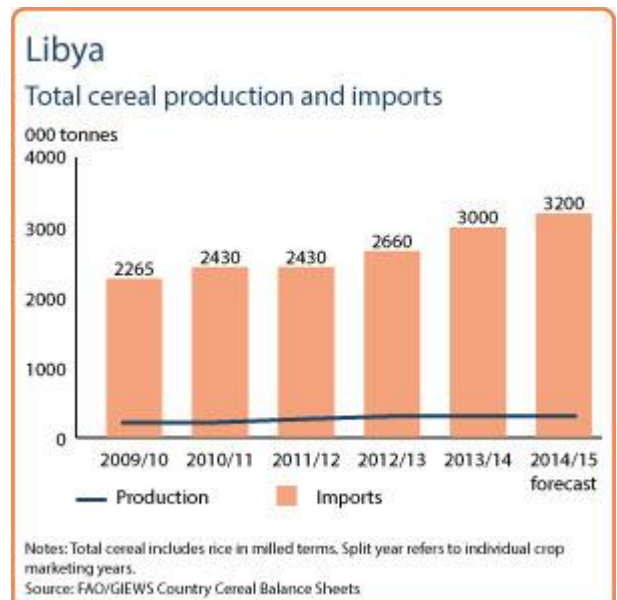
After a contraction in GDP in 2011 by almost 60 percent caused by the fall in oil production, the economy grew by over 92 percent in 2012 (year-on-year). Continuous political transition and volatile oil production resulted in a contraction of about 5 percent in 2014. A recovery of about 3 percent is expected in 2015, depending on domestic stability as well as international oil prices.



Libya Cereal production

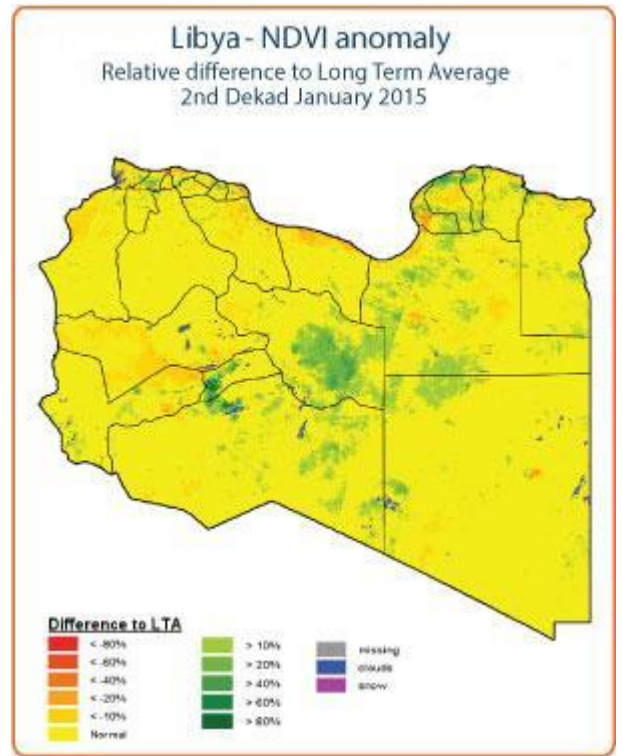
	2009-2013 average	2013	2014 estimate	change 2014/2013
	000 tonnes		percent	
Wheat	155	200	200	0
Barley	97	97	95	-2
Millet	6	6	6	0
Others	3	3	3	0
Total	261	306	304	-1

Note: percentage change calculated from unrounded data.
Source: FAO/GIEWS Country Cereal Balance Sheets



Inflation decreased from almost 16 percent in 2011 to about 3 percent in 2014 due to high subsidies, currency stability and suboptimal growth. Insecurity-induced supply chain disruptions are likely to contribute to increased inflation in 2015. The unemployment rate, estimated at 26 percent as of end 2010, is unlikely to improve in the short run. A large share of the population is normally employed in the public sector.

As of October 2014, over 287 000 people were internally displaced. The WFP aims to assist up to 175 000 beneficiaries affected by the crisis in Libya following the disruption of basic social services and the Public Distribution System.



Reference Date: 18-August-2014

FOOD SECURITY SNAPSHOT

- Wheat import needs estimated around average levels
- Recovery from the civil war observed although recent escalation of conflict is a concern
- Food and fuel subsidy reform is being considered by the Government

Above-average domestic crop production in 2014

The 2014 grain harvest in Libya was concluded in June. Normal meteorological conditions were reported to have favoured good crop establishment and development of the 2014 winter wheat and barley crops, resulting in a harvest of about 200 000 tonnes, similar to last year.

The Libyan Government aims at gradually increasing cereal production by four fold to 800 000 tonnes by 2020 from their current levels of about 200 000 to 220 000 tonnes. Generally, however, natural and environmental conditions limit Libya's agricultural production potential.

Libya relies heavily on imports (up to 90 percent) for its cereal consumption requirements. The actual import requirement appears to remain around the average of the last five years of about 2.5 million tonnes, mostly wheat. Industry reports indicate that grain imports to Libya have become less centralized following the 2011 conflict with about 35 private companies importing grain for the Government.

Recovery from the 2011 conflict but recent escalation of conflict a set-back to the economy

Libya is one of the most hydrocarbon dependent economies in the world, with oil revenue accounting for more than 80 percent of state revenues. Libyan oil production has recovered faster than expected following the conflict in 2011, although some problems persist from protests, attacks and electricity shortages. Challenges also remain in the areas of infrastructure and economic diversification.

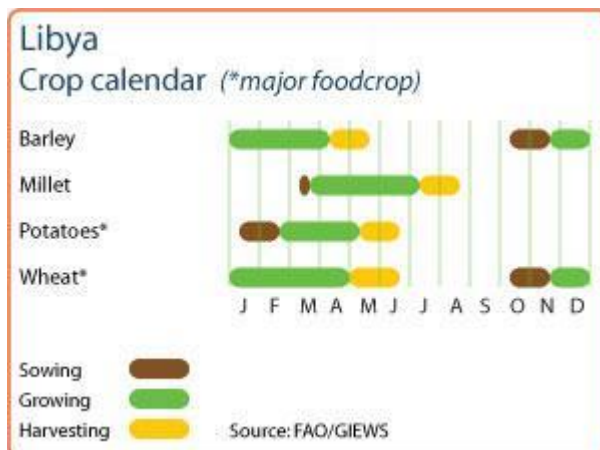
After a contraction in GDP in 2011 by almost 60 percent caused by the fall in oil production, the economy grew by over 92 percent in 2012 (year-on-year). Continuous political transition and volatile oil production are expected to result in a contraction of about 4 percent in 2014.

Inflation decreased from almost 16 percent in 2011 to about 3 percent in 2014 due to high subsidies, currency stability and suboptimal growth. The unemployment rate – estimated at 26 percent as of end 2010 – is likely to remain unchanged in the short run.

Recent flare up of the conflict caused by fighting among various militia groups left several hundreds dead, including civilians. Increasing violence led to departures of foreigners and disrupted food, water and fuel supply to civilians.

Food and fuel subsidy reform being considered

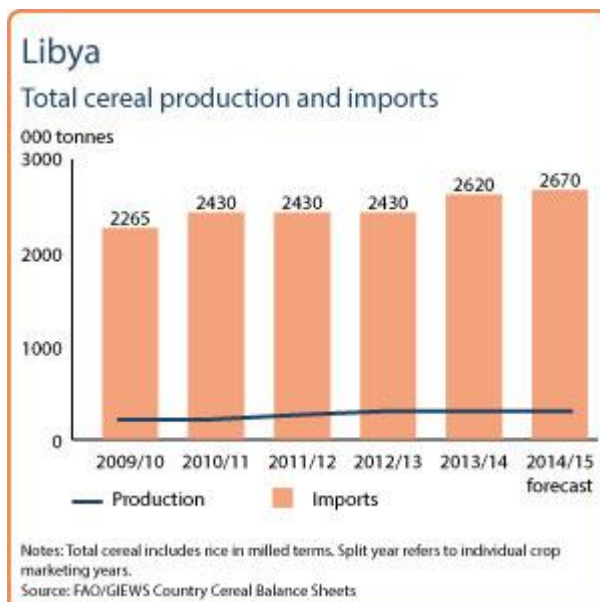
The Government is considering launching food and fuel subsidy reform



Libya Cereal production

	2009-2013 average	2013	2014 forecast	change 2014/2013
	000 tonnes		percent	
Wheat	155	200	200	0
Barley	97	97	97	0
Millet	6	6	6	0
Others	3	3	3	0
Total	261	306	306	0

Note: percentage change calculated from unrounded data.
Source: FAO/GIEWS Country Cereal Balance Sheets



and replacing it with a direct monthly cash transfer to Libyans. It is estimated that around one-third of subsidized food and fuel are smuggled into neighbouring countries. In 2012 the fiscal cost of food subsidies is about USD 2.4 billion, representing 2.8 percent of the GDP (about USD 400 per capita). Spending on fuel, food and electricity subsidies is twice the current spending levels on education and health combined. Among the subsidized food commodities are flour, rice, semolina and pasta.

Reference Date: 28-January-2014

FOOD SECURITY SNAPSHOT

- Wheat import needs estimated around average levels
- Recovery from the civil war observed although challenges remain
- Food and fuel subsidy reform is being considered by the Government

Planting of winter grains to be harvested from May 2014 is complete. Normal meteorological conditions are supporting crop establishment and development.

Above average domestic crop production in 2013

The 2013 winter wheat and barley crops amounted to about 200 000 tonnes, similar to the previous year. The Libyan Government aims at gradually increasing cereal production by four fold to 800 000 tonnes by 2020 from their current levels of about 200 000 to 220 000 tonnes. Generally however, natural and environmental conditions limit Libya's agricultural production potential.

Libya relies heavily on imports (up to 90 percent) for its cereal consumption requirements. The actual import requirement appears to remain around the average of the last five years of about 2.5 million tonnes, mostly wheat. Industry reports indicate that grain imports to Libya have become less centralised following the 2011 conflict with about 35 private companies importing grain for the Government.

Recovery from the 2011 conflict

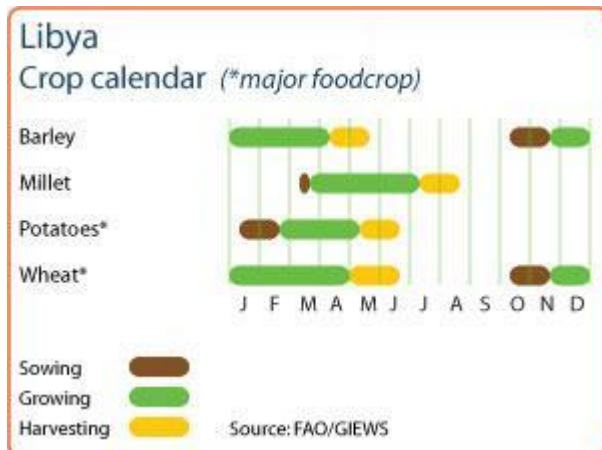
Libya is one of the most hydrocarbon dependent economies in the world. Libyan oil production has recovered faster than expected following the conflict in 2011, although some problems persist from protests, attacks and electricity shortages. Challenges also remain in the areas of infrastructure and economic diversification.

After a contraction in GDP in 2011 by almost 60 percent caused by the fall in oil production, the economy grew by over 92 percent in 2012 (year-on-year). A minor contraction of about 2 percent took place in 2013. Further minor contraction is expected in 2014 due to continuous political transition and volatile oil production.

Inflation decreased from almost 16 percent in 2011 to about 3 percent in 2013 due to high subsidies, currency stability and suboptimal growth. A slight increase in inflation is expected in 2014 owing to increased public spending and consumer demand. The unemployment rate – estimated at 26 percent as of end 2010 – is likely to remain unchanged in the short run.

Food and fuel subsidy reform being considered

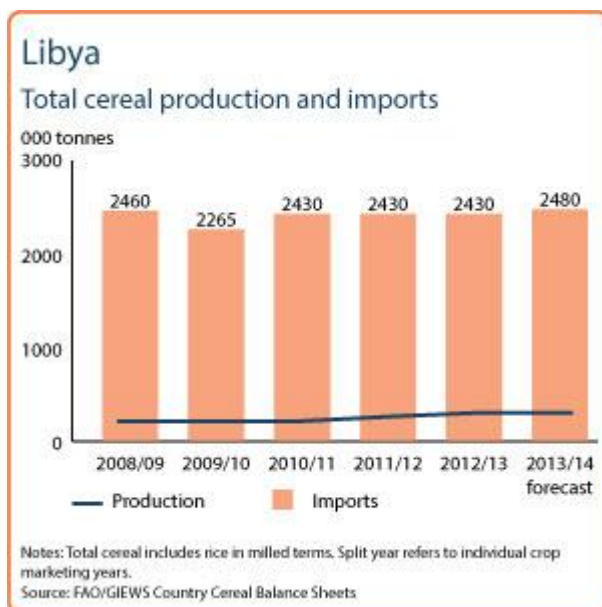
The Government is considering launching food and fuel subsidy reform and replacing it with a direct monthly cash transfer to Libyans. It is estimated that around one-third of subsidised food and fuel are smuggled into neighbouring countries. In 2012 the fiscal cost of food subsidies is about USD 2.4 billion, representing 2.8 percent of the GDP



Libya
Cereal production

	2008-2012 average	2012	2013 forecast	change 2013/2012
	000 tonnes		percent	
Wheat	136	200	200	0
Barley	97	98	97	-1
Millet	6	6	6	0
Others	3	3	3	0
Total	242	307	306	0

Note: percentage change calculated from unrounded data.
Source: FAO/GIEWS Country Cereal Balance Sheets



(about USD 400 per capita). Spending on fuel, food and electricity subsidies is twice the current spending levels on education and health combined. Among the subsidised food commodities are flour, rice, semolina and pasta.

Reference Date: 21-August-2013

FOOD SECURITY SNAPSHOT

- Wheat import needs estimated around average levels
- Recovery from the civil war observed although challenges remain
- Food and fuel subsidy reform is being considered by the Government

Above average domestic crop production in 2013

The 2013 grain harvest in Libya was concluded in June. Normal meteorological conditions were reported to have favoured good crop establishment and development of the 2013 winter wheat and barley crops, resulting in a harvest of about 200 000 tonnes, similar to last year.

The Libyan Government aims at gradually increasing cereal production by four fold to 800 000 tonnes by 2020 from their current levels of about 200 000 to 220 000 tonnes. Generally however, natural and environmental conditions limit Libya's agricultural production potential.

Libya relies heavily on imports (up to 90 percent) for its cereal consumption requirements. The actual import requirement appears to remain around the average of the last five years of about 2.5 million tonnes, mostly wheat. In July 2013 Libya already purchased 50 000 tonnes of wheat of Russian origin.

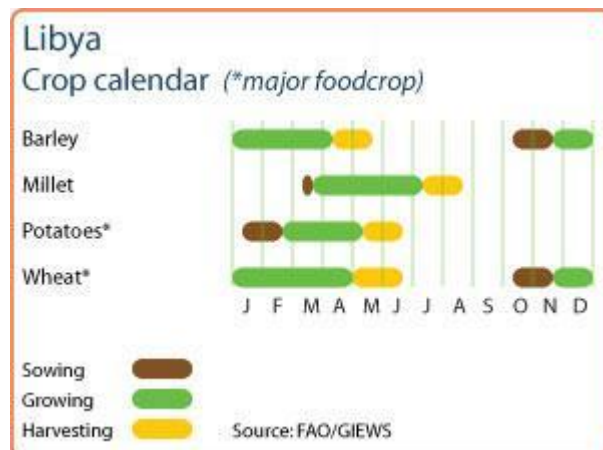
Recovery from the 2011 conflict

Libya is one of the most hydrocarbon dependent economies in the world. Libyan oil production has recovered faster than expected following the conflict in 2011, although some problems persist from protests, attacks and electricity shortages. Challenges also remain in the areas of infrastructure and economic diversification.

After a contraction in GDP in 2011 by almost 60 percent caused by the fall in oil production, the economy grew by over 92 percent in 2012 (year-on-year). A growth rate of about 9 percent is expected in 2013. Inflation decreased from almost 16 percent in 2011 to about 6 percent in 2012 following the resumption of imports and the Central Bank's sales of foreign currency. Additional decline in inflation is expected in 2013. The unemployment rate – estimated at 26 percent as of end-2010 – is likely to remain unchanged in the short run.

Food and fuel subsidy reform being considered

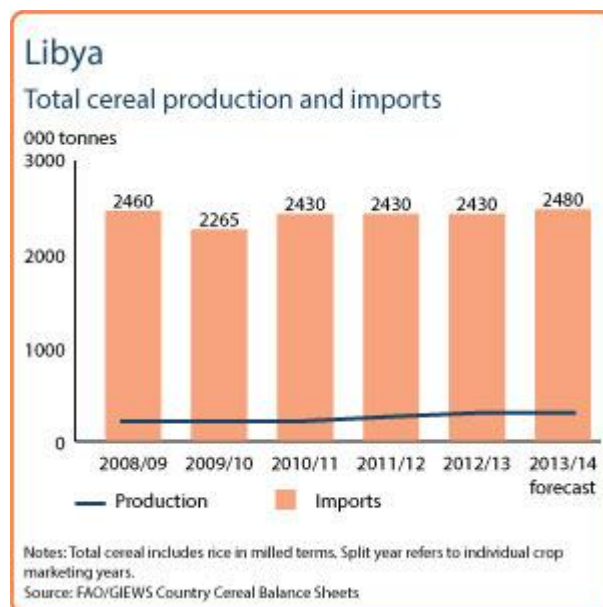
The Government is considering launching food and fuel subsidy reform and replacing it with a direct monthly cash transfer to Libyans. It is estimated that around one-third of subsidised food and fuel are smuggled into neighbouring countries. In 2012 the fiscal cost of food subsidies is about USD 2.4 billion, representing 2.8 percent of the GDP (about USD 400 per capita). Spending on fuel, food and electricity subsidies is twice current spending on education and health combined. Among the subsidised food commodities are flour, rice, semolina and pasta.



Libya Cereal production

	2008-2012 average	2012	2013 forecast	change 2013/2012
	000 tonnes		percent	
Wheat	136	200	200	0
Barley	97	98	97	-1
Millet	6	6	6	0
Others	3	3	3	0
Total	242	307	306	0

Note: percentage change calculated from unrounded data.
Source: FAO/GIEWS Country Cereal Balance Sheets



Reference Date: 08-February-2013

FOOD SECURITY SNAPSHOT

- Wheat import needs estimated around average levels
- Libya's economy has begun recovering from the effects of the civil war

Improved domestic crop production in 2012

Normal meteorological conditions are reported to have favoured good crop establishment of the 2013 winter wheat and barley crops, for harvest from April/May.

In 2012, the level of wheat production recovered from the previous year when displacements and interruptions in agricultural activities together with the departure of foreign workers, that followed the civil war, had negatively impacted on crop and livestock production. Estimates made last summer, made by the Ministry of Agriculture, put the 2012 wheat production at about 200 000 tonnes, about 17 percent higher than in 2011.

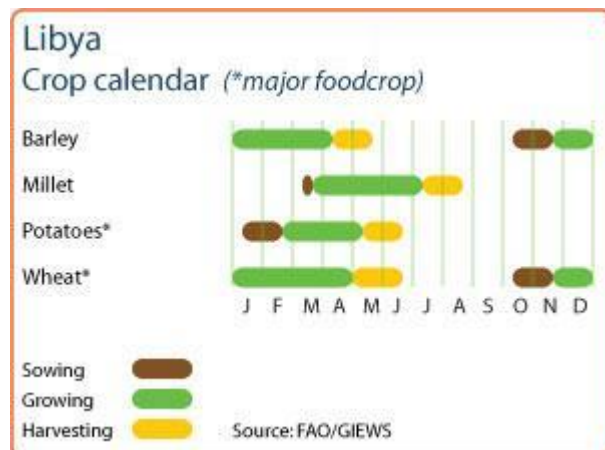
The Libyan Government aims at gradually increasing cereal production by four fold to 800 000 tonnes by 2020 from their current levels of about 200 000 to 220 000 tonnes. Generally however, natural and environmental conditions limit Libya's agricultural production potential.

Libya relies heavily on imports (up to 90 percent) for its cereal consumption requirements. Although early official projections last summer indicated that wheat imports in the 2012/13 (July/June) marketing year would amount to about 1 million tonnes, the actual import requirement appears to remain around the average of the last five years of about 1.3 million tonnes.

Recovery from the civil war

Libya is one of the most hydrocarbon dependent economies in the world. Libyan oil production has recovered faster than expected following the conflict. However, challenges remain in the areas of infrastructure and economic diversification. After a contraction in GDP in 2011 by almost 60 percent caused by the fall in oil production, the economy grew by over 120 percent in 2012 (year-on-year). A growth rate of about 16 percent is expected in 2013. Inflation decreased from almost 16 percent in 2011 to about 10 percent in 2012 following the resumption of imports and the Central Bank's sales of foreign currency. Additional decline is expected in 2013.

The unemployment rate – estimated at 26 percent as of end-2010 – is likely to remain unchanged in the short run. .



Reference Date: 16-August-2012

FOOD SECURITY SNAPSHOT

- Libya's economy is gradually recovering from the civil war
- Accordingly, longer term projects and recovery activities are slowly replacing emergency programs

A weak improvement in domestic crop production

In 2012, wheat production recovered slightly compared to last year when the civil war disrupted the economy, including agricultural production. Displacements and interruptions in agricultural activities together with the departure of foreign workers had negatively impacted output as well as crop and livestock production. Recent estimates from the Ministry of Agriculture put the 2012 wheat production at about 200 000 tonnes, about 17 percent higher than in 2011. Heavy looting of machinery during the uprising in 2011 in the main crop producing areas in the south has constrained production activities in 2012.

Several outbreaks of foot and mouth disease have been reported since the beginning of 2012 in various parts of the country. Varying serotypes have been spreading in the western and eastern regions following livestock trade routes and through airborne means.

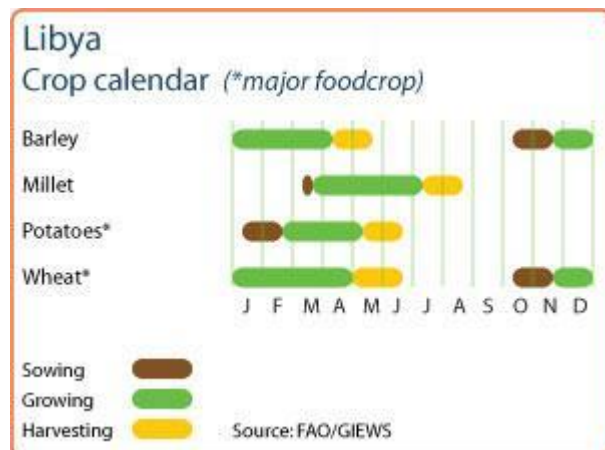
The Libyan Government hopes to gradually increase food production to 800 000 tonnes of cereals by 2020 from current levels of about 200-220 000 tonnes. However, natural and environmental conditions limit Libya's agricultural production potential.

Libya relies heavily on imports (up to 90 percent) for its cereal consumption requirements. According to official sources, imports of wheat in the 2012/13 (July/June) marketing year is estimated at about 1 million tonnes, compared to the average over the last five years of about 1.3 million tonnes.

Slow recovery from the civil war

In 2011 the economy of Libya contracted significantly with GDP decreasing by an estimated 60 percent. The civil war disrupted normal economic activity and resulted in the rapid decline of the oil producing sector. With the gradual improvement of the security situation, the economy has stabilized and is expected to recover in 2012 with a year-to-year growth rate of over 75 percent. The restoration of the hydrocarbon output to its pre-crisis levels followed by reconstruction efforts are expected to boost economic growth. By April 2012 the hydrocarbon output has already been restored to about 90 percent of its pre-conflict level.

The civil war disrupted supply lines and resulted in shortages of food, fuel, medicines and other essentials, affecting the food security situation of large number of people. The freezing of the country's assets impacted on the country's levels of liquidity. Accordingly, the rate of inflation has increased to over 14 percent in 2011, compared to 2.5 percent in 2010. With imports resumed to almost normal levels, the rate of inflation is expected to ease although an upward pressure on prices from housing and transportation shortages is likely.



In the absence of structural reforms, the unemployment rate – estimated at 26 percent as of end-2010 – is likely to remain elevated although no up-to-date estimates are available.

Longer term projects and recovery activities replacing emergency programmes

In October 2011, the security situation started to stabilize as heavy fighting ceased. Although humanitarian partners phased out their emergency response programmes and switched to longer-term and recovery activities, emergency assistance is still provided in areas where humanitarian needs remain.

A regional Emergency Operation (EMOP), initially envisaged for a three-month period (March-May 2011) has been extended several times, the last one being from May 2012 to September 2012 to allow for continued assistance. While food is mostly available in markets throughout the country, vulnerable households, such as displaced people still face limited access to food due to high food prices. The general food distribution was phased out while voucher based assistance continues. In total the EMOP has reached over 1.45 million people, and more than 1 000 families received vouchers.

Around 600 000 migrant workers left Libya following the start of the civil war. Lack of remittances from Libya are likely to affect food security elsewhere in the region, including drought-stricken Sahel.

In May 2012 Libya and FAO signed an agreement to work together to develop the country's agricultural sector and improve food security in order to achieve longer term development objectives.

Reference Date: 22-March-2012

FOOD SECURITY SNAPSHOT

- Consumer prices inflation soared in 2011 driven by food shortages
- Assistance is still needed for vulnerable populations

Food production affected by lack of both labour and inputs

Planting of the 2012 wheat and barley crop was complete late last year. Based on satellite based analysis, weather and vegetation conditions have been generally adequate since the start of the growing season in October 2011. However, disruptions to the agricultural input supply system including seeds, livestock feed and veterinary supplies due to the civil conflict and the departure of foreign workers are expected to negatively impact on agriculture and livestock production.

High rates of inflation in 2011

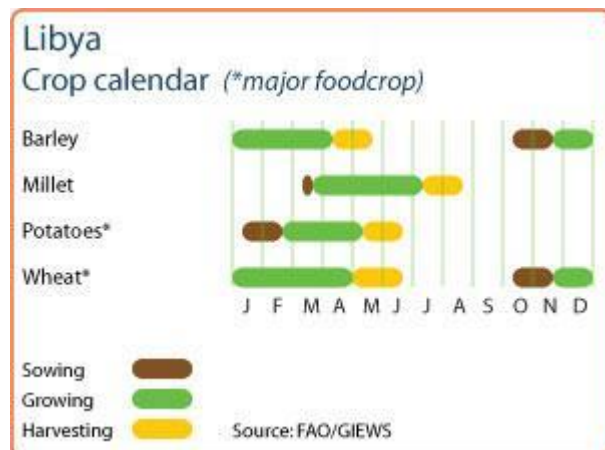
Libya depends heavily on cereal imports, contributing to nearly 90 percent of domestic food utilization. The civil war disrupted supply lines and resulted in shortages of food, fuel, medicines and other essentials, affecting the food security situation of large number of people. Accordingly, the rate of inflation is estimated to have increased to 10.3 percent in 2011 compared to 2.5 percent in 2010.

Humanitarian assistance still needed

In October 2011, the security situation started to stabilise as heavy fighting ceased. Although humanitarian partners started to phase out their emergency response programmes and switching to longer-term and recovery activities, emergency assistance is still provided in areas where humanitarian needs remain.

While food is mostly available in markets throughout the country, vulnerable households, such as displaced people still face limited access to food due to high food prices. According to the Libya Humanitarian Relief Agency (LibAid), as of early December, there were almost 63 000 registered IDPs in need of humanitarian assistance, but their actual number is assumed to be higher.

A regional Emergency Operation (EMOP), initially envisaged for a three month period (March-May 2011) and extended for another three months (June-August), has been prolonged for a further six months (September 2011-February 2012). The revision increased the number of beneficiaries by 45 000 reaching the total number of almost 1.6 million most affected people by the civil strife in Libya, Tunisia and Egypt.



Reference Date: 13-September-2011

FOOD SECURITY SNAPSHOT

- Harvesting of the 2011 winter cereals is virtually complete
- Ongoing conflict and displacement affecting food production
- Increased emergency food assistance required, especially in the West of the country

Food production affected by lack of both labour and inputs

Harvesting of the winter cereals (mainly wheat and barley) is virtually complete. Based on satellite imagery analysis, weather and vegetation conditions have been generally adequate since the start of the growing season last October.

However, the disruption of agricultural inputs supplies (i.e. seeds, livestock feed and veterinary supplies), fuel availability, imports, and the departure of foreign workers are expected to result in reduced agriculture and livestock production. Lack of funds to finance the agricultural subsidy system, especially in western parts of the country, is also expected to further exacerbate the situation.

It is likely that the reduced availability of agricultural inputs (e.g. fertilizers) and the increase in their prices will have serious implications for the next planting season. Therefore, as of mid July, FAO together with the authorities in the opposition held areas have agreed on a procurement plan for agricultural inputs to support farmers' greenhouse vegetable production next October.

Potential food and water shortages especially in Tripoli, Misrata and Nafusa Mountains

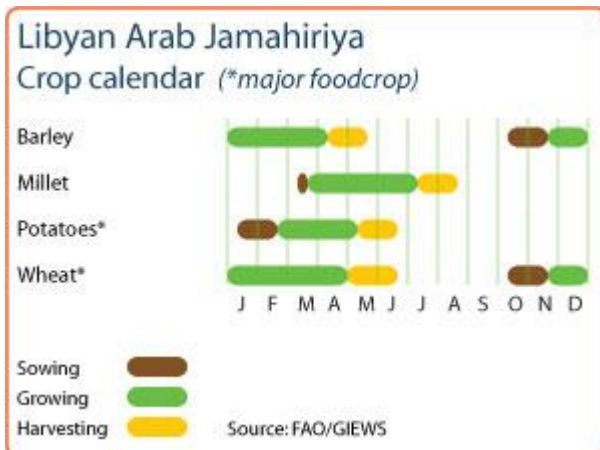
Libya depends heavily on cereal imports contributing to nearly 90 percent of domestic food utilization. The civil war affected the food security situation of large number of people. According to recent rapid assessments, the conflict disrupted supply lines and led to shortages of food, fuel, medicines and other essentials. Food stocks are rapidly being depleted in the absence of any replenishment pipeline, while water supply is at risk due to fuel shortages and limited power.

Concerns regarding the arrival of commercial food imports remain an important issue although Libya signed as of end August deals to import French wheat with unfrozen funds.

The situation is believed to be worse in western parts of the country where the majority of population is located and particularly in Tripoli, Misrata and Nafusa Mountains which have been affected by the heaviest of fighting.

Oil and natural gas production and shipment restarted and will have a positive impact on Libya's capacity to replenish national food stocks and to pay salaries. However, the lack of liquidity at household level is preventing people from buying enough food.

Inflation is expected to increase due to food



Libyan Arab Jamahiriya
Cereal production

	2006-2010 average	2010	2011 forecast	change 2011/2010
	000 tonnes			percent
Wheat	113	111	100	-10
Barley	100	100	90	-10
Millet	6	6	6	0
Others	3	3	3	0
Total	222	220	199	-10

Note: percentage change calculated from unrounded data.
Source: FAO/GIEWS Country Cereal Balance Sheets

shortages

As of mid July, a UN joint mission to Misrata reported strong increases in the price of meat, fruits and vegetables.

According to the Economist Intelligence Unit, the annual inflation rate in Libya is expected to rise to an average of at least 6.1 percent compared to the 2.5 percent registered in 2010. Higher international food and non oil commodity prices will further exacerbate the situation increasing the cost of food imports. However, inflation may be mitigated by the shortage of local and foreign currency.

Increasing demand for food supplies from internally displaced persons (IDPs) for August

According to the International Organization for Migration (IOM), as of 7 September, nearly 680 000 migrants living in Libya crossed the border since the start of the crisis in February. In addition, just over 190 000 Libyans are currently residing in Tunisia and Egypt. Refugees and returnees have crossed into Tunisia, Egypt, Niger, Chad and Algeria, or arrived by sea in Italy and Malta.

As of early August, approximately 218 000 IDPs were also reported to be in need of food assistance. Moreover, thousands of refugees who had fled Libya for Tunisia and Egypt have crossed back to Libya with the intention of boarding boats to Europe. UN figures also show a decrease in the number of people leaving Libya since the beginning of Ramadan.

A regional Emergency Operation (EMOP) initially envisaged for a three month period (March-May), and extended for another three months (June-August), has been further prolonged for six months (September 2011-February 2012). The revision increases by 45 000 the number of beneficiaries reaching the total number of almost 1.6 million most affected people by the civil strife in Libya, Tunisia and Egypt. As of end of August, WFP has mobilized over 38 000 tonnes of food. The recently approved EMOP will provide additional 7 520 tonnes of food through to February 2012.

Reference Date: 16-August-2011

FOOD SECURITY SNAPSHOT

- Harvesting of the 2011 winter cereals is virtually complete
- Ongoing conflict and displacement affecting food production
- Increased emergency food assistance required, especially in the West of the country

Food production is expected to be negatively affected by lack of both labour and inputs

Harvesting of the winter cereals (mainly wheat and barley) is virtually complete. Based on satellite imagery analysis, weather and vegetation conditions have been generally adequate since the start of the growing season last October.

However, the disruption of agricultural inputs supplies (i.e. seeds, livestock feed and veterinary supplies), fuel availability, imports, and the departure of foreign workers are expected to result in reduced agriculture and livestock production. Lack of funds to finance the agricultural subsidy system, especially in western parts of the country, is also expected to further exacerbate the situation.

It is likely that the reduced availability of agricultural inputs (e.g. fertilizers) and the increase in their prices will have serious implications for the next planting season. Therefore, as of mid July, FAO together with the authorities in the opposition held areas have agreed on a procurement plan for agricultural inputs to support farmers' greenhouse vegetable production next October.

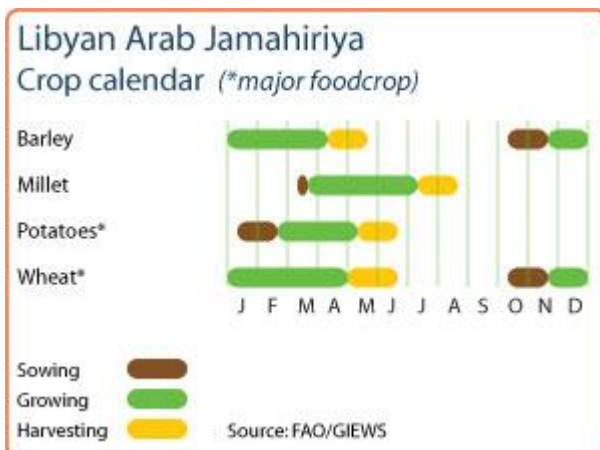
Potential food and water shortages expected especially in Misurata and Nafusa Mountain

Libya depends heavily on food imports contributing to about 86 percent of domestic food utilization. The ongoing civil war is affecting the food security situation of large number of people. As of mid July 2011, concerns were raised about the arrival of commercial food imports. According to recent rapid assessments, the conflict disrupted supply lines and led to shortages of food, fuel, medicines and other essentials. Food stocks are rapidly being depleted in the absence of any replenishment pipeline, while water supply is at risk due to fuel shortages and limited power.

The situation is believed to be worse in western parts of the country where the majority of population is located and particularly in Misurata and Nafusa Mountains which have been affected by the heaviest of fighting.

In addition, international sanctions are impacting Libya's capacity to access its assets abroad and sell oil products. This in turn hinders the replenishment of national food stocks and the payment of salaries. The lack of liquidity at household level is preventing people from buying enough food.

Inflation is expected to increase due to food shortages



Libyan Arab Jamahiriya
Cereal production

	2005-2009 average	2009	2010 forecast	change 2010/2009
	000 tonnes			percent
Wheat	116	114	111	-3
Barley	100	99	100	1
Millet	6	6	6	0
Others	3	3	3	0
Total	225	222	220	-1

Note: percentage change calculated from unrounded data.
Source: FAO/GIEWS Country Cereal Balance Sheets

As of mid July, a UN joint mission to Misurata reported strong increases in the price of meat, fruits and vegetables.

According to the Economist Intelligence Unit, the annual inflation rate in Libya is expected to rise to an average of at least 6.1 percent compared to the 2.5 percent registered in 2010. Higher international food and non oil commodity prices will further exacerbate the situation increasing the cost of food imports. However, inflation may be mitigated by the shortage of local and foreign currency.

Increasing demand for food supplies from Internally Displaced Persons (IDPs) for August

As of 11 August, according to the International Organization for Migration (IOM), about 853 000 people have left Libya since the start of the crisis. Refugees and returnees have crossed into Tunisia, Egypt, Niger, Chad and Algeria, or arrived by sea in Italy and Malta. As of early August, approximately 218 000 IDPs were also reported to be in need of food assistance. Moreover, thousands of refugees who had fled Libya for Tunisia and Egypt have crossed back to Libya with the intention of boarding boats to Europe. UN figures also show a decrease in the number of people leaving Libya since the beginning of Ramadan.

A regional Emergency Operation (EMOP) initially envisaged for a three month period (March-May), has been extended for another three months (June-August). The EMOP is currently providing assistance to more than 1.5 million most affected people by the civil strife in Libya, Tunisia and Egypt. As of end of July, WFP has so far mobilized over 32 000 metric tonnes of food.

Reference Date: 30-May-2011

FOOD SECURITY SNAPSHOT

- Harvesting of the 2011 winter cereals has just started
- Ongoing conflict and displacement affecting food production
- Increased emergency food assistance required, especially in the West of the country

Food production is expected to be negatively affected by lack of both labour and inputs

Harvesting of the winter cereals has just started. Based on satellite imagery analysis, weather and vegetation conditions have been generally adequate since the start of the growing season last October. However, the disruption of agricultural inputs supplies (i.e. seeds, livestock feed and veterinary supplies); of imports and the massive departure of foreign workers are expected to contribute to reduced agriculture and livestock production. Lack of funds to finance the agricultural subsidy system, especially in western parts of the country, is also expected to further exacerbate the situation.

Potential food shortages forecast

Libya depends heavily on food imports contributing to around 86 percent of domestic food utilization. The ongoing social and political turmoil is affecting the food security situation of large number of people. According to recent rapid assessments, the conflict disrupted supply lines and led to shortages of food, fuel, medicines and other essentials. Food stocks are rapidly being depleted in the absence of any replenishment pipeline. The situation is believed to be worse in western parts of the country where the majority of population is located. In the Nafusa Mountain, food security gaps and medical needs are of special concern.

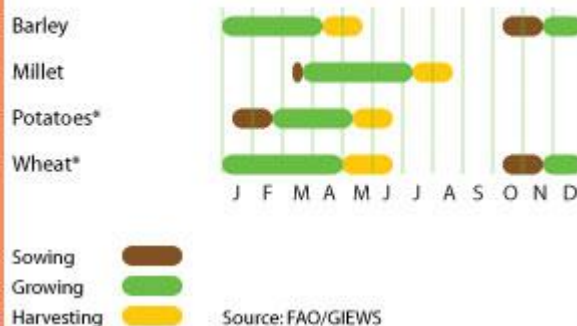
Inflation is expected to increase due to food shortages

According to the Economist Intelligence Unit, the annual Consumer Price Index in Libya in 2011 is expected to rise by at least 6.8 percent compared to a 2.5 percent increase in 2010. Higher international food and non oil commodity prices will further exacerbate the situation increasing the cost of food imports. However, inflation may be mitigated by the shortage of local and foreign currency.

Increasing demand for food supplies from Internally Displaced Persons (IDPs)

Recent OCHA reports indicate that as of mid May 2011, more than 800 000 people, fleeing from Libya, have crossed into Tunisia, Egypt, Niger, Chad and Algeria, or arrived by sea in Italy and Malta. Many Internally displaced persons (IDPs) were also reported to be in need of food assistance. Moreover, hundreds of refugees who had fled Libya for Tunisia and Egypt in recent weeks, have crossed back to Libya with the intention of boarding boats to Europe. To date, World Food Program (WFP) mobilized 16.8 metric tonnes of food to feed around 369 000 people for three months. Food security cluster partners have reached more than 28 000 beneficiaries throughout western Libya.

Libyan Arab Jamahiriya Crop calendar (*major foodcrop)



Libyan Arab Jamahiriya Cereal production

	2005-2009 average	2009	2010 forecast	change 2010/2009
	000 tonnes			percent
Wheat	116	114	111	-3
Barley	100	99	100	1
Millet	6	6	6	0
Others	3	3	3	0
Total	225	222	220	-1

Note: percentage change calculated from unrounded data.
Source: FAO/GIEWS Country Cereal Balance Sheets

Distribution points included the Nafusa Mountains area, around Tripoli and Misrata.

An Immediate Response Emergency Operation (IR/EMOP) is Currently underway with the aim of meeting the immediate food needs, for 32 feeding days, of an estimated 20 000 beneficiaries in Eastern Libya (primarily Benghazi).