



To: Director of IHS Maternal & Child Health Program
 IHS Area Chief Medical Officers
 IHS Area Immunization Coordinators
 Tribal Epidemiology Centers

From: Jillian Doss-Walker, Interim IHS Immunization Program Manager

Subject: Fourth Quarter FY 2018 Immunization Report (July 1, 2018 – September 30, 2018)

Date: November 20, 2018

The Indian Health Service, Tribal and Urban Indian immunization programs report on the immunization status of American Indian and Alaska Native (AI/AN) children 3-27 months of age, 19 – 35 months of age, Adolescents 13 – 17 years of age and Adults. They also report on influenza vaccine coverage for all age groups. These reports are submitted to the IHS Division of Epidemiology and Disease Prevention on a quarterly basis.

3-27 Month Old Report

The 3 – 27 month report is designed to help programs ensure timely vaccination and identify children who may be falling behind so they can be brought up to date. The criteria listed below are used to monitor coverage in the following age groups:

Age Group	Vaccines	Age Group	Vaccines
3-4 months	<ul style="list-style-type: none"> • DTAP1 • IPV 1 • Hib 1 • Hepatitis B 1 • PCV1 • (ROTA1)[†] 	16-18 months	<ul style="list-style-type: none"> • DTAP 3 • IPV 2 • MMR 1 • Hib 2/3 • Hepatitis B 2 • Varicella • PCV3 • (ROTA3)[†]
5-6 Months	<ul style="list-style-type: none"> • DTAP 2 • IPV 2 • Hib 2 • Hepatitis B 2 • PCV2 • (ROTA2)[†] 	19-23 months	<ul style="list-style-type: none"> • DTAP 4 • IPV 3 • MMR 1 • Hib 3/4 • Hepatitis B 3 • Varicella • PCV4 • (ROTA3)[†]
7-15 months	<ul style="list-style-type: none"> • DTAP 3 • IPV 2 • Hib 2 • Hepatitis B 2 • PCV3 • (ROTA3)[†] 	24-27 months	<ul style="list-style-type: none"> • DTAP 4 • IPV 3 • MMR 1 • Hib 3/4 • Hepatitis B 3 • Varicella • PCV4 • (ROTA3)[†] • (Hepatitis A1)[†]

† Not included in Age appropriate immunization coverage calculations

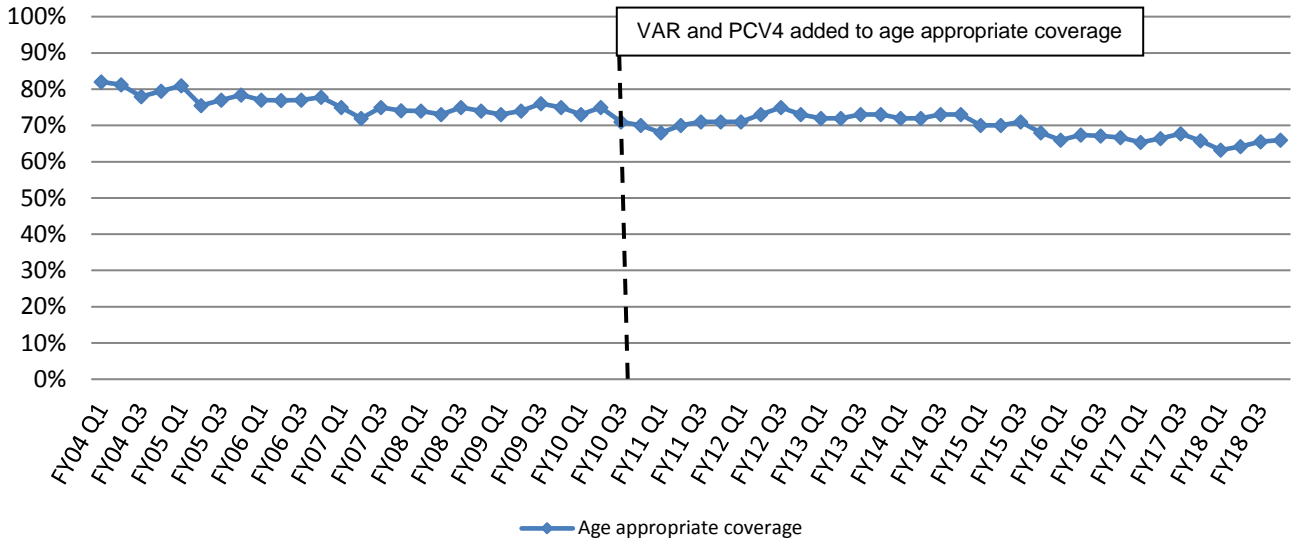
Rotavirus vaccine (ROTA) and hepatitis A, though recommended, are not included in overall age appropriate coverage calculations. Data on ROTA and hepatitis A vaccine coverage are reported where available.

3-27 Month Old Report

For FY18 Q4, 12 IHS Areas submitted immunization reports from IHS, Tribal, and Urban Indian health centers (I/T/U). This composite report provides information on the immunization status of 22,496 children 3-27 months old. Of these, 14,847 or 66.0% received all age-appropriate vaccinations compared to 64.2% (16,235/24,781) of children 3-27 months in the 3rd Quarter of FY18 [Figure 1]. Coverage by Area is included in the spreadsheet.

Figure 1

Age Appropriate Immunization Coverage 3 - 27 months FY04 Q1 - FY18 Q4, IHS National



Two Year Old Report

The Two year old report (children 19-35 months old) is used to monitor progress towards the GPRA childhood immunization indicator.

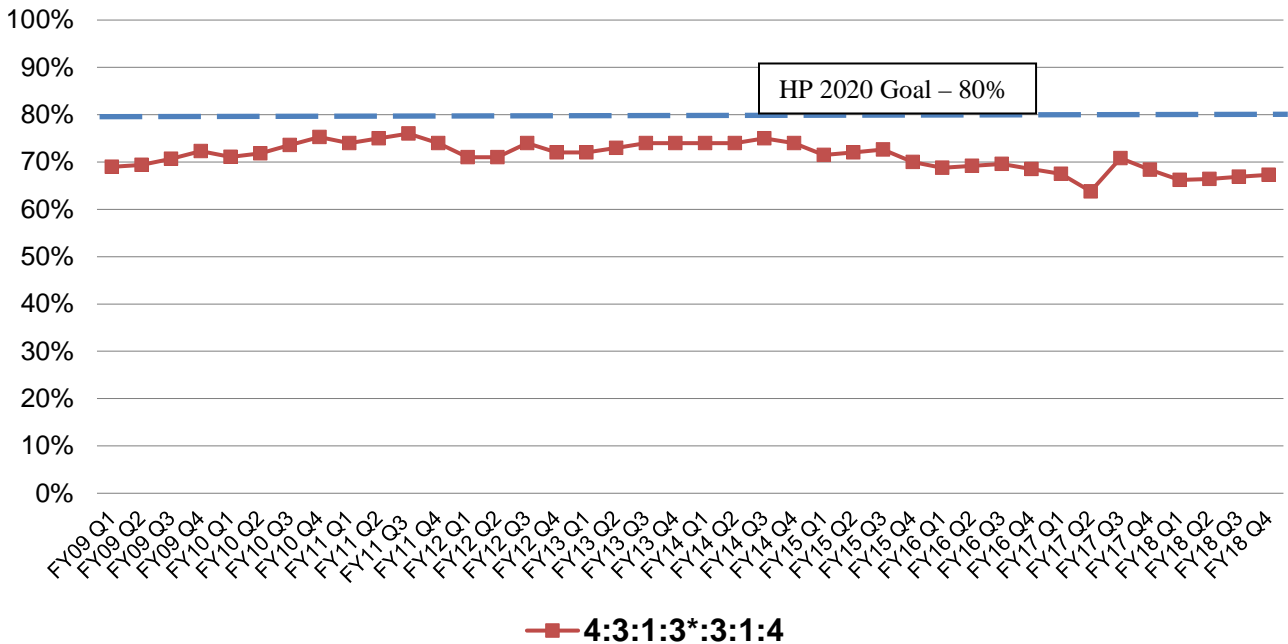
Starting in 2011, the vaccines series measure used to monitor coverage in this age group is, the 4:3:1:3*:3:1:4 (4 DTaP, 3 IPV, 1 MMR, the full series of Hib (3 or 4 doses, depending on product type of vaccine), 3 Hep B, 1 VAR, 4 PCV) series. The HP 2020 goal is 80% with the 4:3:1:3*:3:1:4 series, and 90% coverage with each individual vaccine in the series.

4:3:1:3*:3:1:4 Series

In FY18 Q4, 12 IHS Areas completed reports. Overall 67.3% (11,634/17,285) of two year olds had completed the 4:3:1:3*:3:1:4 vaccine series compared to 66.9% (12,545/18,743) in FY18 Q3. Coverage for both series by Area is included in the spreadsheet.

Figure 2

**4:3:1:3*:3:1:4 Coverage
2 Year Olds
FY09 Q1 - FY18 Q4, IHS National**



4:3:1:3*:3:1:4 series includes 4 doses of DTaP, 3 doses of Polio (IPV), 1 dose of MMR, the full series of Hib (3 or 4 doses, depending on product type of vaccine), 3 doses of Hep B, 1 dose of Varicella and 4 doses of PCV

Adolescent Report

This report collects data on adolescents 13 – 17 years who meet the “Active Clinical User “ definition (e.g. 2 visits in the last 3 years) and is designed to monitor uptake of recommended adolescent vaccines (e.g. tetanus toxoid, reduced diphtheria toxoid and acellular pertussis [Tdap], meningococcal conjugate [MCV4], and human papillomavirus [HPV] vaccines) and monitor coverage in the adolescent population with the following recommended childhood vaccines: 1 dose of Td or Tdap, 3 doses of hepatitis B, 2 doses of MMR, and 2 doses of Varicella/Hx of chickenpox. A summary of immunization coverage for 13 year olds and 13 –17 year olds with these vaccines is included below.

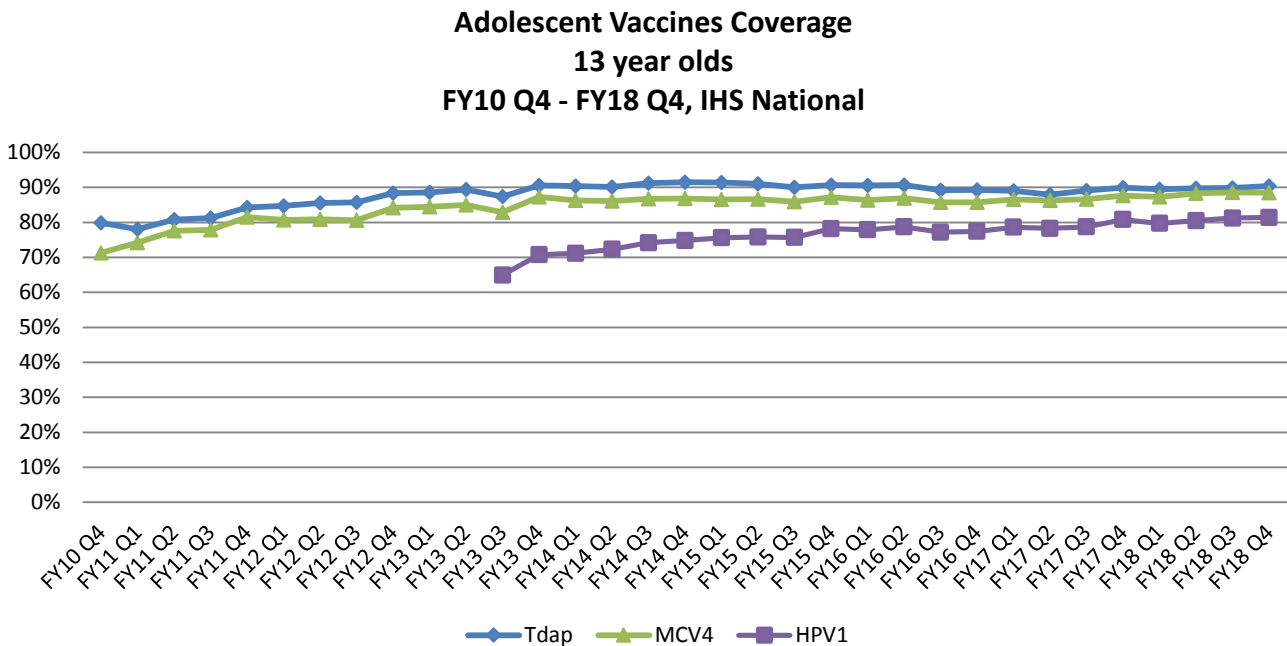
Immunization Coverage for 13 year olds

For FY18 Q4, the 12 IHS Areas combined reported on 13,745 thirteen year olds compared to 14,040 thirteen year olds in the FY18 Q3 report.

	IHS All Areas coverage	Range of coverage
1 dose of Tdap	90.4% (12,426/13,745)	78% - 98%
1 dose of MCV4	88.5% (12,169/13,745)	71% - 98%
1 dose of HPV	81.4% (11,190/13,745)	58% - 94%

For FY18 Q4, 90.4% received 1 dose of Tdap vaccine, 88.5% had received 1 dose of MCV4 vaccine, and 81.4% received 1 dose of HPV [Figure 3]. Coverage by Area is included in the spreadsheet.

Figure 3



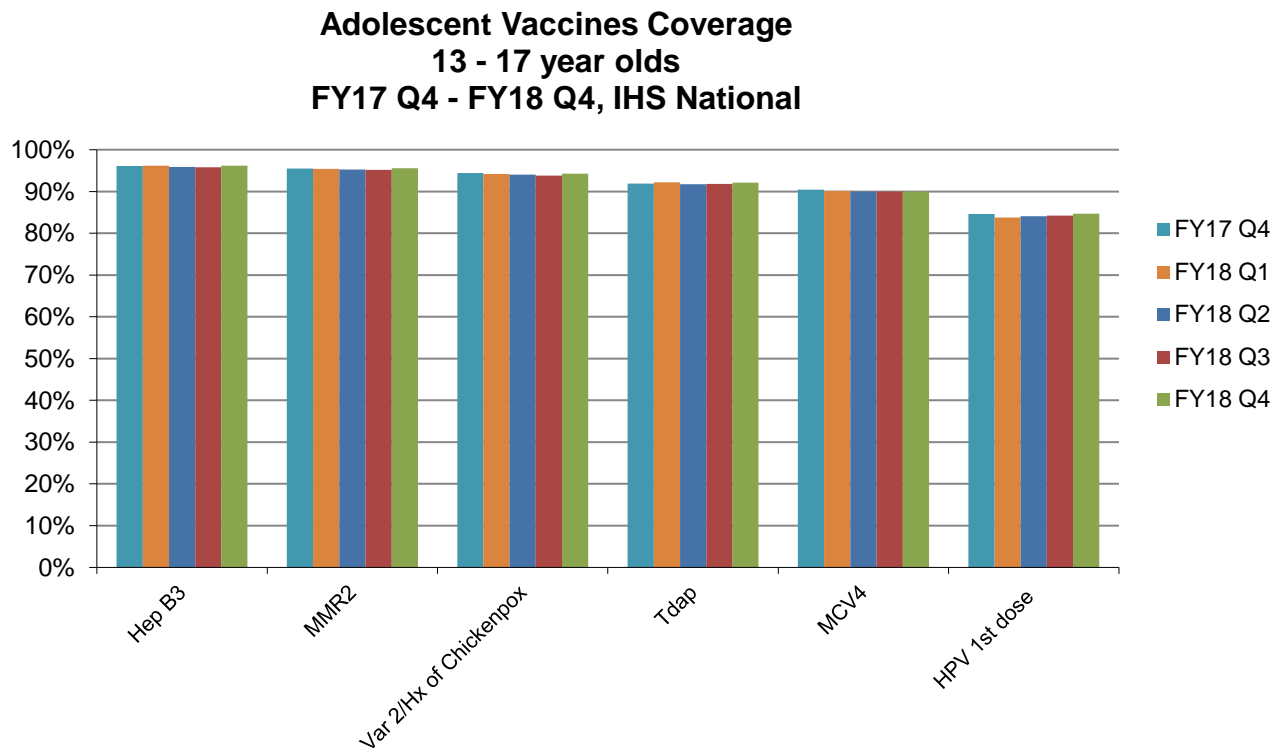
Immunization Coverage for 13 – 17 year olds

For FY18 Q4, the 12 IHS Areas combined reported on 64,258 13–17 year olds compared to the FY18 Q3 report which included 66,692 13–17 year olds.

	IHS All Areas coverage	Range of coverage
3 doses of Hepatitis B	96.2% (61,793/64,258)	79% - 99%
2 doses of MMR vaccine	95.6% (61,447/64,258)	78% - 99%
2 doses of Varicella vaccine or had a documented history of chickenpox	94.3% (60,627/64,258)	75% - 99%
1 dose of Tdap vaccine	92.1% (59,210/64,258)	75% - 99%
1 dose of MCV4 vaccine	90.0% (57,826/64,258)	65% - 99%
1 dose of HPV vaccine	84.7% (54,433/66,714)	60% - 97%

For FY18 Q4, 92.1% received 1 dose of Tdap vaccine, 90.0% had received 1 dose of MCV4 vaccine, and 84.7% received 1 dose of HPV vaccine [Figure 4]. Coverage by Area is included in the spreadsheet.

Figure 4



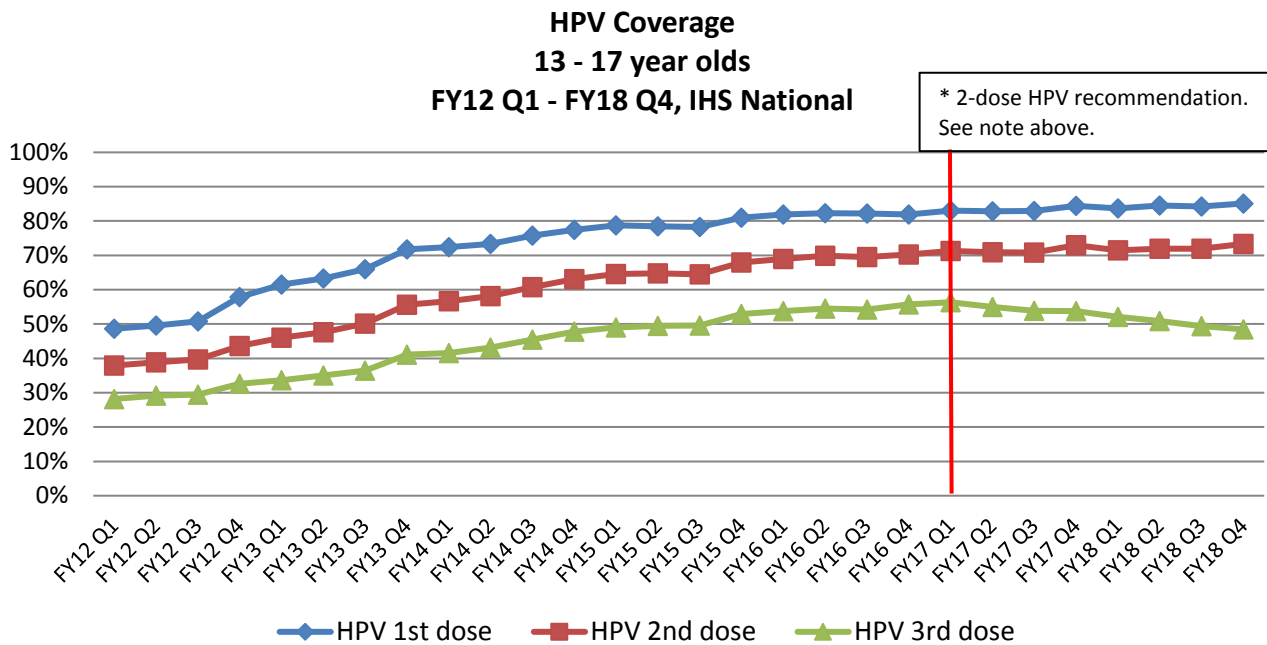
HPV Coverage for 13 – 17 year olds

For FY18 Q4, the 12 IHS Areas combined reported on 63,958 13 – 17 years of age compared to FY18 Q3 which included 66,714 13-17 year olds. For FY18 Q4, 85.1% (54,433/63,958) had received 1 dose of HPV, 73.3% (46,902/63,958) had received 2 doses of HPV and 48.4% (30,972/63,958) had received 3 doses of HPV [Figure 5].

For FY18 Q4, coverage by Area ranged from 64% - 97% for HPV1, 50% - 91% for HPV2, and 28% – 63% for HPV3. Coverage by Area is included in the spreadsheet.

* NOTE: IHS implemented the 2-dose HPV schedule into the clinical decision support, however it is not reflected in the reports. Therefore, the HPV 2nd and 3rd dose coverage currently do not reflect the true coverage.

Figure 5



Adult Report

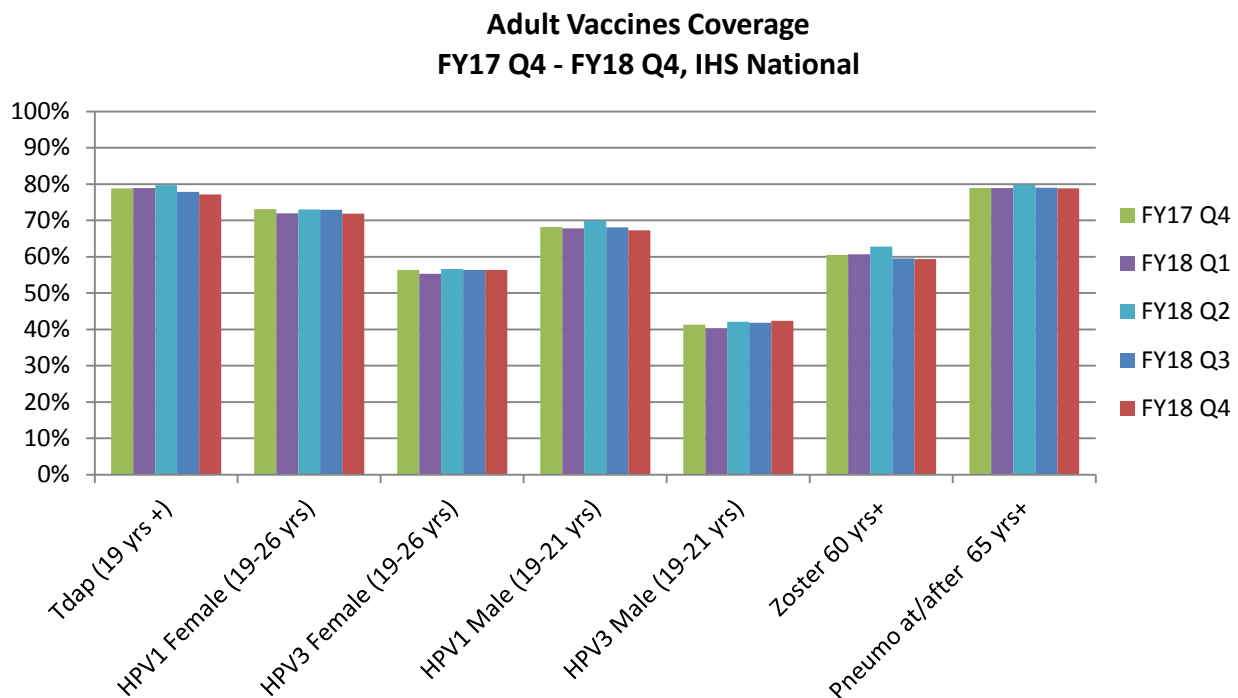
The Adult Immunization Report was collected for the first time in FY12 Q4. This report collects data on patients meeting the “Active Clinical User “definition (e.g. 2 visits in the last 3 years) and reports vaccination rates for the following vaccines and age groups: Tdap in those 19 years+; HPV 1, 2 and 3 doses in Females 19-26 years; HPV 1, 2, and 3 doses in Males 19-21 years; Zoster vaccine in those 60 years+, and Pneumococcal polysaccharide vaccine at or after age 65 years.

For FY18 Q4 data were collected from all 12 IHS Areas on 437,144 active clinical patients 19 years and older compared to FY18 Q3 which included 474,435. Below is a chart with the coverage for each of the adult vaccines.

	All IHS Areas coverage	Range of coverage
1 dose of Tdap (19 years and older)	77.2% (337,390/437,144)	54% - 86%
1 dose of HPV females (19-26 years)	71.9% (29,582/41,122)	46% - 87%
3 doses of HPV females (19-26 years)	56.4% (23,202/41,122)	32% - 80%
1 dose of HPV males (19-21 years)	67.3% (7,101/10,544)	38% - 88%
3 doses of HPV males (19-21 years)	42.4% (4,473/10,544)	21% - 62%
1 dose of Zoster (60 years and older)	59.4% (61,246/103,086)	32% - 78%
1 dose of Pneumo at/after 65 years	78.8% (52,966/67,200)	51% - 86%

Immunization coverage for adults increased slightly this quarter compared with previous quarters for most vaccines [Figure 6]. Coverage by Area is included in the spreadsheet.

Figure 6



Adult Composite Report

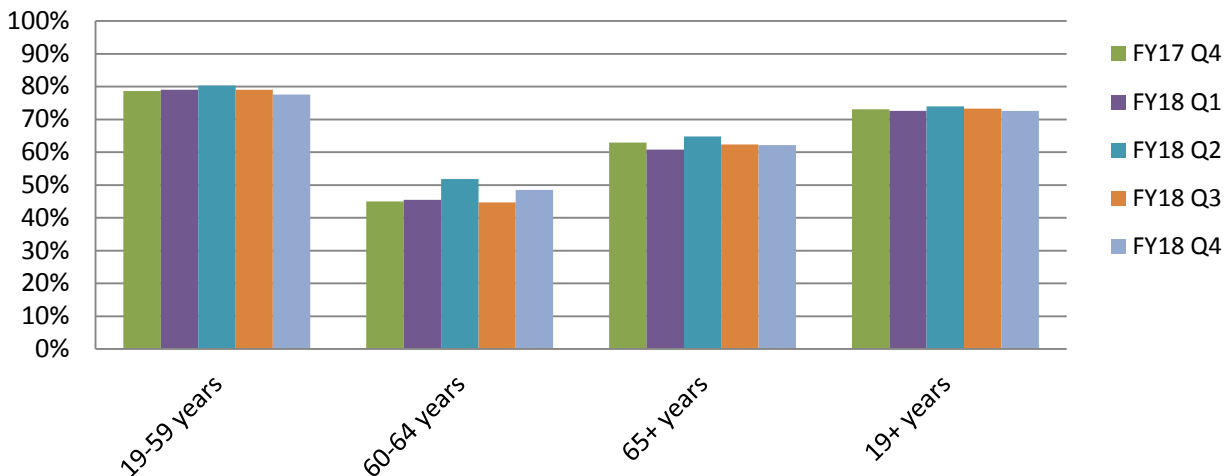
The Adult composite measure data is included in the Adult Immunization Report and is being collected for the first time in FY17 Q1. This report collects data on patients meeting the “Active Clinical User” definition (e.g. 2 visits in the last 3 years) and reports vaccination rates for the following vaccines and age groups: 19-59 years with Tdap ever and Tdap/Td <10 years; 60-64 years with Tdap ever and Tdap/Td <10 years and Zoster; 65+ years with Tdap ever and Tdap/Td <10 years and Zoster and Pneumo; and 19 years and older with appropriately vaccinated per age recommendation.

	All IHS Areas coverage	Range of coverage
Tdap ever and Tdap/Td < 10 years (19-59 years)	77.6% (259,055/333,788)	53% - 95%
Tdap ever and Tdap/Td < 10 years and Zoster (60-64 years)	48.5% (17,397/35,890)	14% - 88%
Tdap ever and Tdap/Td < 10 years and Zoster and Pneumo (65 years and older)	62.2% (41,666/67,005)	27% - 91%
Appropriately vaccinated per age recommendation (19 years and older)	72.6% (317,560/437,144)	47% - 86%

Coverage by Area is included in the spreadsheet.

Figure 7

Adult Vaccine Composite Measures * Appropriately Vaccinated Per Age Recommendations FY17 Q4 - FY18 Q4, IHS National



* 19-59 years with Tdap ever and Tdap/Td <10 years; 60-64 years with Tdap ever and Tdap/Td <10 years and Zoster; 65+ years with Tdap ever and Tdap/Td <10 years and Zoster and Pneumo; and 19 years and older with appropriately vaccinated per age recommendation.